

## Highlights<sup>1</sup>

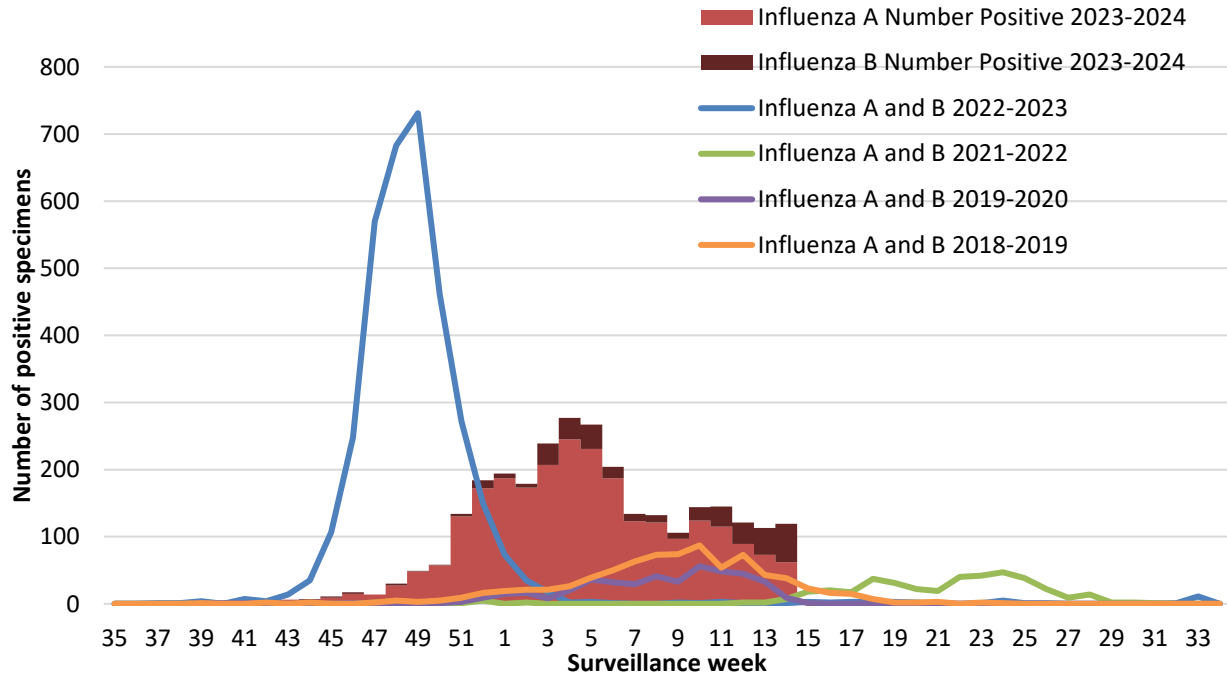
The 2023-2024 season runs from August 27, 2023 to August 24, 2024

Activity levels
<ul style="list-style-type: none"> <li>The number of influenza PCR positives remained stable this week compared to last week.</li> <li>The number of COVID-19 PCR positives remained stable this week compared to last week and remains lower than during the same time period in 2022/23.</li> <li>The number of RSV PCR positives remained stable this week compared to last week.</li> </ul>
Laboratory-confirmed cases
<ul style="list-style-type: none"> <li>Influenza:               <ul style="list-style-type: none"> <li>There were 62 new cases of Influenza A and 57 new cases of Influenza B reported during week 14; there have been 2535 cases of Influenza A and 367 cases of Influenza B reported since the start of the 2023-2024 season.</li> </ul> </li> <li>COVID-19:               <ul style="list-style-type: none"> <li>There were 68 new cases of COVID-19 reported during week 14; there have been 7596 laboratory confirmed cases of COVID-19 since the start of the 2023-2024 season.</li> </ul> </li> <li>RSV:               <ul style="list-style-type: none"> <li>There were 18 new cases of RSV reported during week 14; there have been 1420 laboratory confirmed cases of RSV since the start of the 2023-2024 season.</li> </ul> </li> </ul>
Severity
<ul style="list-style-type: none"> <li>Influenza:               <ul style="list-style-type: none"> <li>During the 2023-2024 season there have been:                   <ul style="list-style-type: none"> <li>475 hospitalizations (non-ICU)</li> <li>43 ICU admissions</li> <li>62 deaths</li> </ul> </li> </ul> </li> <li>COVID-19:               <ul style="list-style-type: none"> <li>During the 2023-2024 season there have been:                   <ul style="list-style-type: none"> <li>771 hospitalizations (non-ICU)</li> <li>84 ICU admissions</li> <li>189 deaths</li> </ul> </li> </ul> </li> </ul>
Outbreaks
<ul style="list-style-type: none"> <li>There were 0 new long term care facility outbreaks declared in this reporting period:               <ul style="list-style-type: none"> <li>0 influenza</li> <li>0 COVID-19</li> <li>0 RSV</li> </ul> </li> </ul>
Syndromic surveillance
<ul style="list-style-type: none"> <li>The percentage of emergency department visits for influenza like illness (ILI) was 0.8% during this reporting period.</li> </ul>

<sup>1</sup> See Appendix for data notes.

**INFLUENZA**

**Figure 1: Laboratory-confirmed influenza cases by week (N=2902), 2023-2024 season, with comparison to previous seasons, Nova Scotia<sup>2</sup>**



**Table 1: Number of laboratory-confirmed influenza cases by zone, current reporting period and cumulative 2023-2024 season, Nova Scotia<sup>3</sup>**

ZONE	CURRENT PERIOD			CUMULATIVE 2023-2024		
	INFLUENZA A	INFLUENZA B	TOTAL	INFLUENZA A	INFLUENZA B	TOTAL
Western	10	3	13	536	38	574
Northern	17	40	57	757	109	866
Eastern	24	8	32	558	172	730
Central	11	6	17	684	48	732
<b>Nova Scotia Total</b>	<b>62</b>	<b>57</b>	<b>119</b>	<b>2535</b>	<b>367</b>	<b>2902</b>

<sup>2</sup> There were no reported influenza cases during the 2020-2021 season.

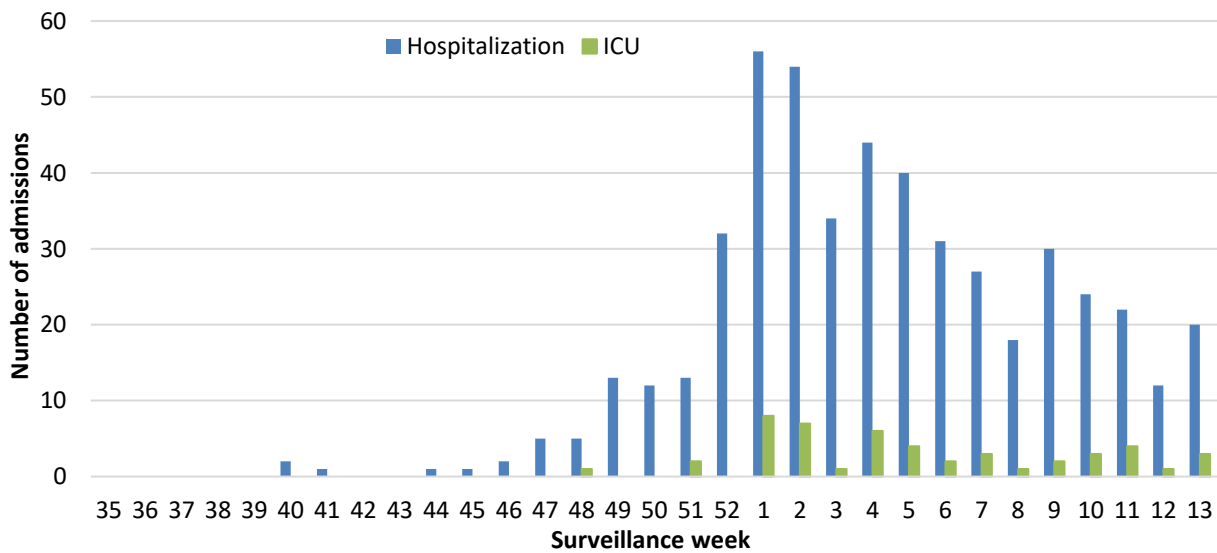
<sup>3</sup> Influenza case data are continuously entered and cleaned. Past-week data may be modified.

Week 14 (March 31, 2024 to April 06, 2024)

**Table 2: Number of laboratory-confirmed influenza cases by age group, current reporting period and cumulative 2023-2024 season, Nova Scotia**

AGE (YEARS)	CURRENT PERIOD			CUMULATIVE 2023-2024		
	INFLUENZA A	INFLUENZA B	TOTAL	INFLUENZA A	INFLUENZA B	TOTAL
0-4	3	8	11	269	42	311
5-19	11	16	27	316	165	481
20-44	5	22	27	444	113	557
45-64	15	6	21	616	29	645
65+	28	5	33	890	18	908
<b>Nova Scotia Total</b>	<b>62</b>	<b>57</b>	<b>119</b>	<b>2535</b>	<b>367</b>	<b>2902</b>

**Figure 2. Number of influenza hospitalizations and ICU admissions by week, 2023-2024 season, Nova Scotia<sup>4</sup>**



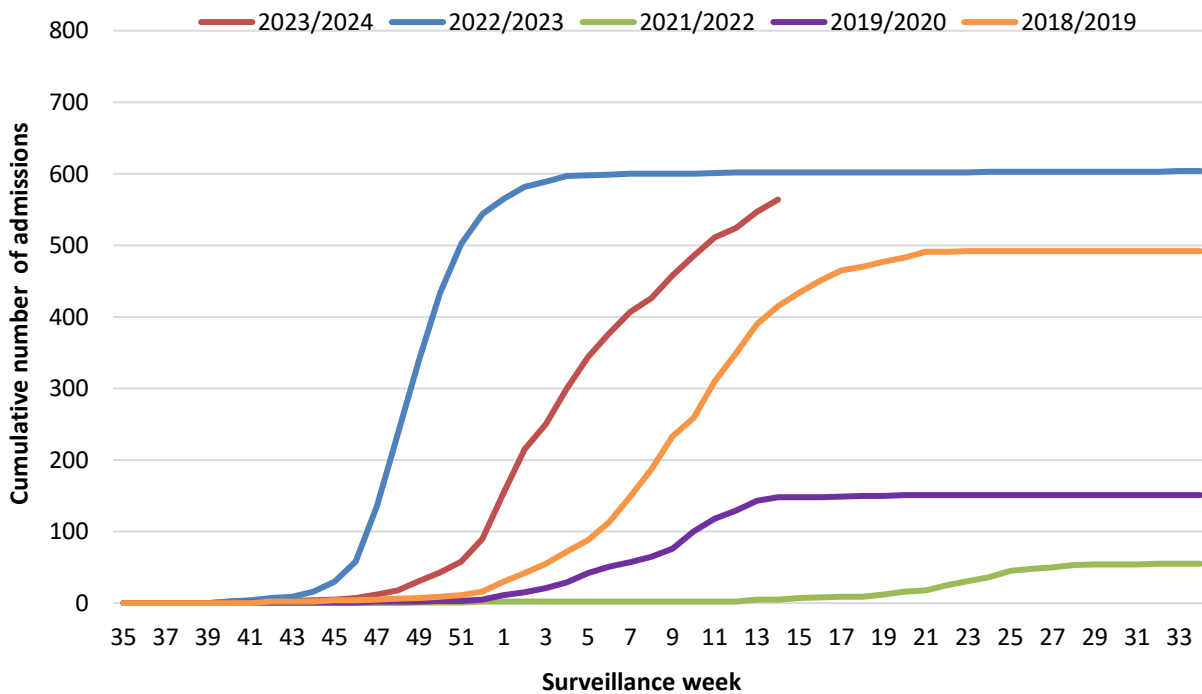
<sup>4</sup> Due to influenza outcome reporting cycles, a data delay prevents reporting on the most recent surveillance week. If a case is hospitalized and moves to ICU in the same reporting week, they will appear in both the hospitalization and ICU columns for that week.

Week 14 (March 31, 2024 to April 06, 2024)

**Table 3: Hospitalizations, ICU admissions, and deaths for influenza positive patients, based on most severe outcome, cumulative counts, 2023-2024 season, Nova Scotia<sup>5</sup>**

AGE (years)	CUMULATIVE 2023-2024		
	Hospitalizations	ICU	Deaths
0-4	35	0	1
5-19	37	2	0
20-44	38	5	1
45-64	112	14	5
65+	253	22	55
<b>Nova Scotia Total</b>	<b>475</b>	<b>43</b>	<b>62</b>

**Figure 3: Cumulative influenza hospitalizations and ICU admissions, by week, 2023-24 season compared to prior seasons, Nova Scotia<sup>6</sup>**



<sup>5</sup> In this table, only the most severe outcome for a case is included; numbers of hospitalizations and ICU admissions could therefore decline over time, if a person counted in one of those columns moves to a more severe outcome. Influenza outcome data are continuously entered and cleaned. Past-week data may be modified.

<sup>6</sup> A case can have more than one outcome (e.g., be hospitalized, and later move to the ICU); multiple outcomes per case are counted in graphs showing outcomes by week, where applicable. There were no reported cases of influenza during the 2020-2021 season.

COVID-19

Figure 4: Laboratory-confirmed COVID-19 cases by week (N=7596), 2023-2024 season, with comparison to previous season, Nova Scotia

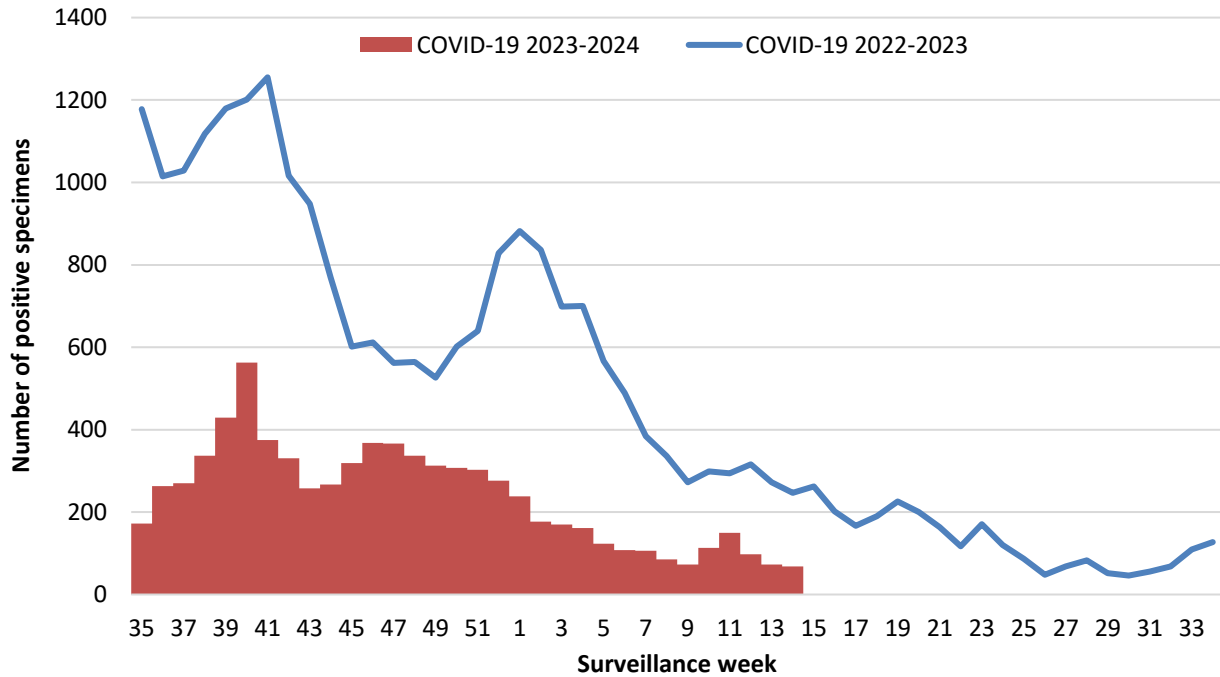


Table 4: Number of laboratory-confirmed COVID-19 cases by zone, current period and cumulative 2023-2024 season, Nova Scotia<sup>7</sup>

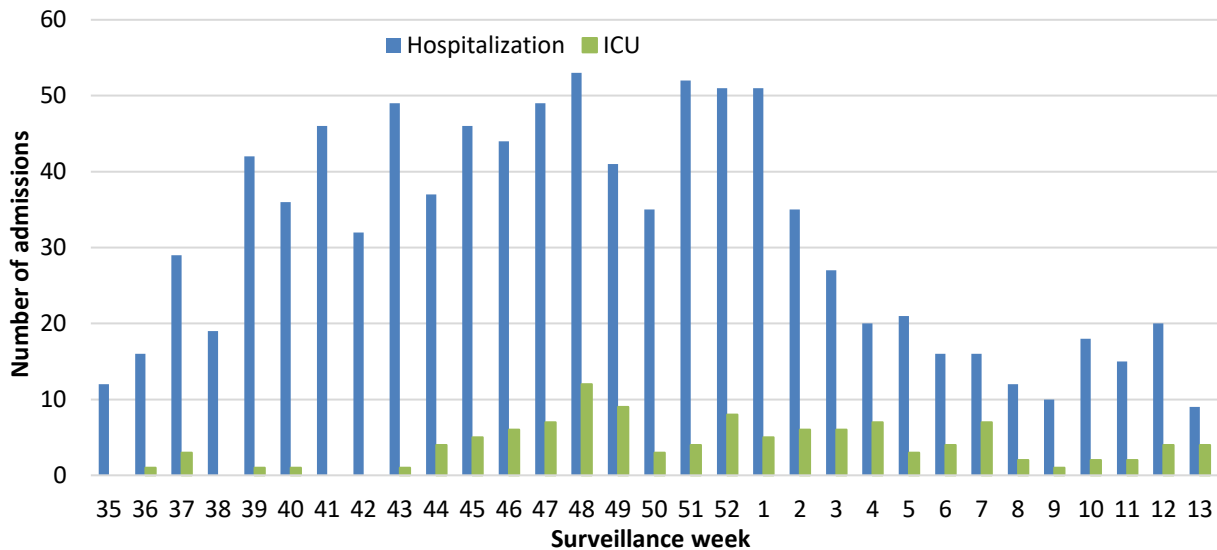
ZONE	CURRENT PERIOD	CUMULATIVE 2023-2024
Western	14	1642
Northern	6	1476
Eastern	18	1290
Central	30	3188
<b>Nova Scotia Total</b>	<b>68</b>	<b>7596</b>

<sup>7</sup> COVID-19 case data are continuously entered and cleaned. Data from prior weeks may be modified.

**Table 5. Number of laboratory-confirmed COVID-19 cases by age group, current period and cumulative 2023-2024 season, Nova Scotia**

AGE (YEARS)	CURRENT PERIOD	CUMULATIVE 2023-2024
0-4	3	144
5-19	3	116
20-44	8	1145
45-64	8	1636
65+	46	4555
<b>Nova Scotia Total</b>	<b>68</b>	<b>7596</b>

**Figure 5: Number of COVID-19 hospitalizations and ICU admissions by week, 2023-2024 season, Nova Scotia<sup>8</sup>**



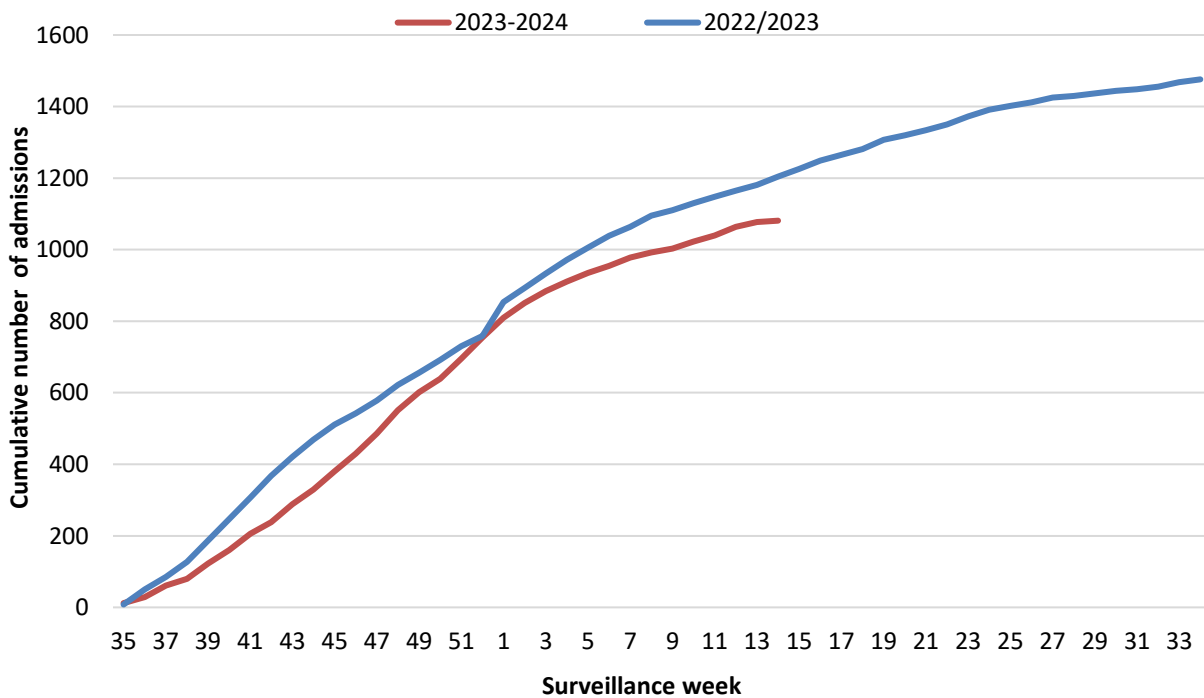
<sup>8</sup> Due to COVID-19 outcome reporting cycles, a data delay prevents reporting on the most recent surveillance week. If a case is hospitalized and moves to ICU in the same reporting week, they will appear in both the hospitalization and ICU columns for that week.

Week 14 (March 31, 2024 to April 06, 2024)

Table 6: Hospitalizations, ICU admissions, and deaths for COVID-19 positive patients, cumulative counts, 2023-2024 season, Nova Scotia<sup>9</sup>

AGE (years)	CUMULATIVE 2023-2024		
	Hospitalizations	ICU	Deaths
0-4	9	0	0
5-19	7	0	0
20-44	23	7	2
45-64	94	25	8
65+	638	52	179
<b>Nova Scotia Total</b>	<b>771</b>	<b>84</b>	<b>189</b>

Figure 6: Cumulative COVID-19 hospitalizations and ICU admissions, by week, 2023-24 season compared to prior seasons, Nova Scotia<sup>10</sup>



<sup>9</sup> In this table, only the most severe outcome for a case is included; numbers of hospitalizations and ICU admissions could therefore decline over time, if a person counted in one of those columns moves to a more severe outcome. COVID-19 outcome data are continuously entered and cleaned. Data from prior weeks may be modified.

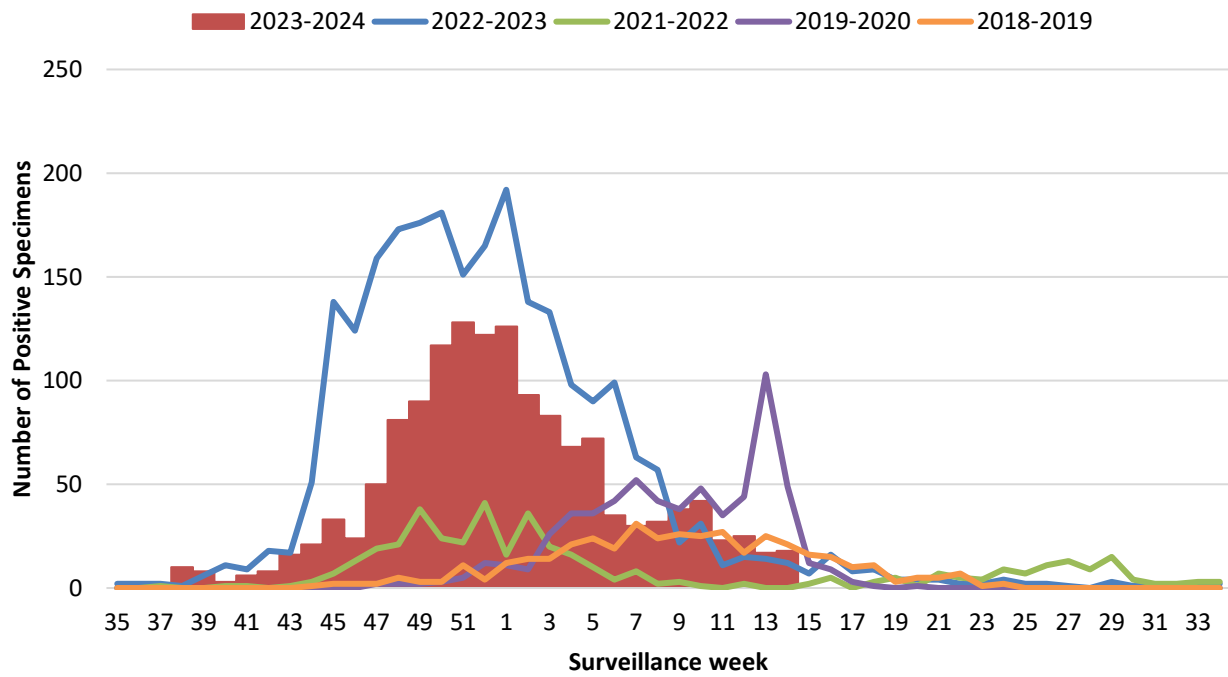
<sup>10</sup> A case can have more than one outcome (e.g., be hospitalized, and later move to the ICU); multiple outcomes per case are counted in graphs showing outcomes by week, where applicable.

RSV

**Table 7: Number of laboratory-confirmed RSV cases by age group, current reporting period and cumulative 2023-2024 season, Nova Scotia**

AGE (YEARS)	CURRENT PERIOD	CUMULATIVE 2023-2024
0-5 months	3	249
6-11 months	1	82
12-23 months	0	142
2-4 years	6	236
5-19 years	3	92
20-64 years	1	194
65+ years	4	425
<b>Nova Scotia Total</b>	<b>18</b>	<b>1420</b>

**Figure 7: Laboratory-confirmed RSV cases by week (N=1420), 2023-2024 season, with comparison to previous seasons, Nova Scotia<sup>11</sup>**

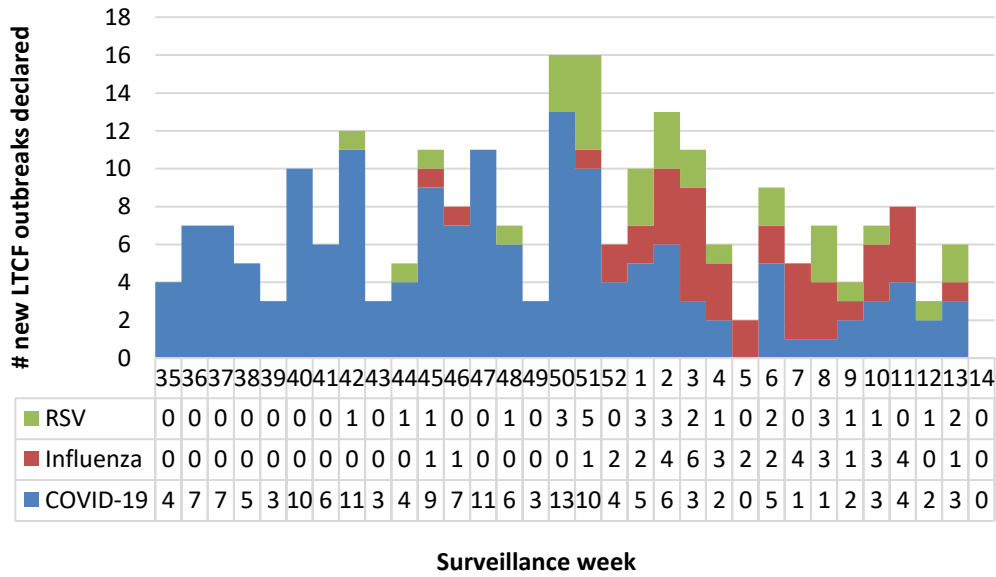


<sup>11</sup> There were no reported RSV cases during the 2020-2021 season. There has been a change in testing methods with the implementation of multiplex respiratory virus PCR. This may increase the number of cases detected.



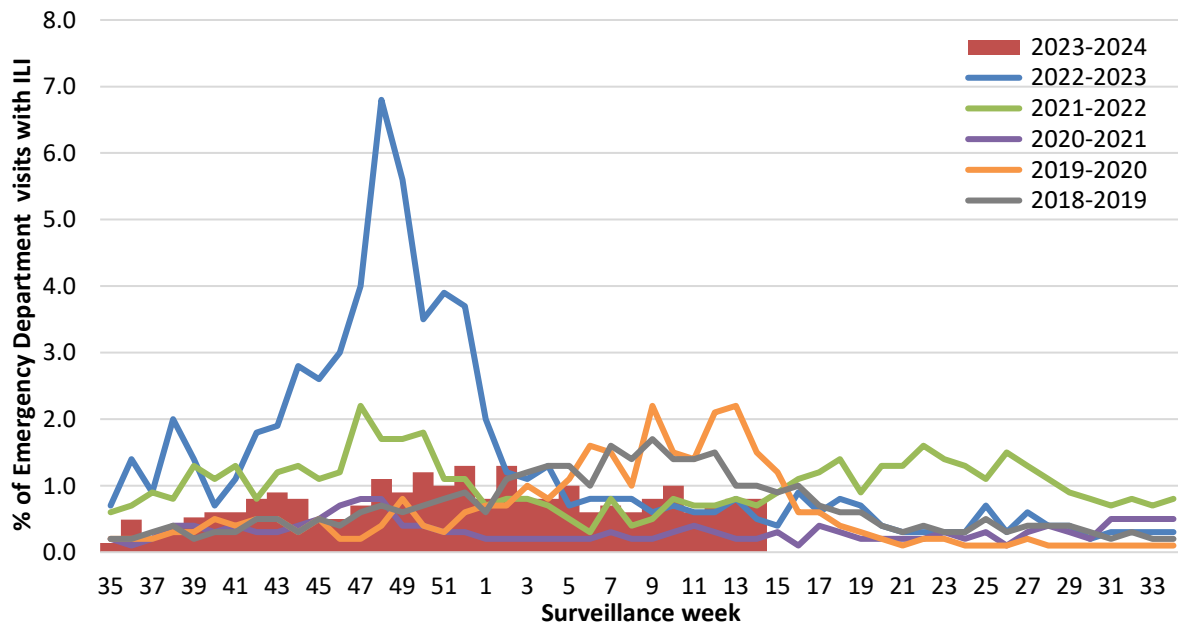
RESPIRATORY OUTBREAKS

Figure 8. Number of new long term care facility respiratory outbreaks by week and respiratory virus (influenza, COVID-19 and RSV), 2023-2024 season, Nova Scotia<sup>12</sup>



SYNDROMIC SURVEILLANCE

Figure 9: Percentage of emergency department visits due to ILI by report week, 2023-2024 season, with comparison to previous seasons, Nova Scotia



<sup>12</sup> Outbreak definitions can be found in the Appendix.

**OTHER RESPIRATORY ILLNESS**

**Table 8: Number of positive specimens for other respiratory viruses, current reporting period and cumulative 2023-2024 season, Nova Scotia**

<b>PATHOGEN</b>	<b>CURRENT PERIOD</b>	<b>CUMULATIVE 2023-2024</b>
<b>Adenovirus</b>	1	41
<b>Bocavirus</b>	0	0
<b>Coronavirus*</b>	2	18
<b>Enterovirus/Rhinovirus</b>	4	224
<b>Metapneumovirus</b>	2	12
<b>Parainfluenza</b>	0	33

*\*Excludes COVID-19*

## Week 14 (March 31, 2024 to April 06, 2024)

### APPENDIX – DATA NOTES AND DEFINITIONS

#### DATA NOTES

- A surveillance week runs from Sunday to Saturday. Nova Scotia’s 2023-2024 season is aligned with the Public Health Agency of Canada (PHAC) FluWatch surveillance weeks.
  - This year runs from August 27, 2023 (Week 35) to August 24, 2024 (Week 34).
- Notifications of hospitalizations, ICU admissions, and deaths may lag; deaths are particularly affected. Additionally, data are incomplete for the most recent week because COVID-19 and influenza outcome reporting from public health occurs on Wednesdays. The most recent surveillance week is not included in graphs showing outcomes by week because of this.
- The definition for a COVID-19 hospitalization was changed in May 2023.
- RSV is not a notifiable disease in Nova Scotia.
- Testing eligibility guidelines and the use of multiplex PCR testing affect the number of cases identified and reported.
  - A multiplex PCR tests for multiple respiratory pathogens simultaneously. Routine multiplex PCR tests include influenza, RSV, and COVID-19.
  - In the 2022-2023 season, Nova Scotia saw increased accessibility to a multiplex PCR testing which likely increased detection in community of influenza and RSV.
  - Testing is limited to specific populations and the numbers reported here under-represent the true burden of disease in the community.

#### DEFINITIONS USED IN RESPIRATORY SURVEILLANCE, AND USEFUL LINKS, 2023-2024

See: [Nova Scotia’s Respiratory Response Plan](#)

#### ACRONYM LIST

<b>ICU</b>	Intensive care unit
<b>ILI</b>	Influenza-like illness
<b>RSV</b>	Respiratory syncytial virus
<b>PCR</b>	Polymerase chain reaction
<b>LTCF</b>	Long term care facilities

#### OUTBREAK DEFINITIONS

##### **Lab Confirmed COVID-19 Outbreak**

Two or more laboratory-confirmed resident cases, AND at least one is a facility acquired case, with all cases epidemiologically linked within the LTCF in a 10-day period

##### **Lab Confirmed Influenza Outbreak**

Two or more resident cases of ILI (influenza-like illness), where at least one is a laboratory confirmed case of influenza, within the LTCF in a 7-day period

## Week 14 (March 31, 2024 to April 06, 2024)

### **Lab Confirmed Respiratory Syncytial Virus (RSV) Outbreak**

Two or more symptomatic residents where at least one is a laboratory confirmed case of RSV, epidemiologically linked within the LTCF in a 7-day period

### **ILI CASE DEFINITION**

Acute onset of respiratory illness with fever and cough and with one or more of the following – sore throat, arthralgia, myalgia or prostration which is likely due to influenza. In children under 5, gastrointestinal symptoms may also be present. In patients under 5 or 65 and older, fever may not be prominent.

### **OTHER CASE DEFINITIONS**

See: [Surveillance Guidelines | novascotia.ca](#)

### **LINKS TO OTHER WEEKLY INFLUENZA REPORTS**

Canada: [Weekly influenza reports - Canada.ca](#)

World: <https://www.who.int/teams/global-influenza-programme/surveillance-and-monitoring/influenza-updates/current-influenza-update>

US: [www.cdc.gov/flu/weekly](http://www.cdc.gov/flu/weekly)