



Service Nova Scotia  
and Municipal Relations

---

# Annual Report

Activities of Nova Scotia Co-operatives in 2012

---

Co-operatives Branch  
Program and Registry Management  
Prepared January 13, 2014

## Co-operatives Annual Report

This report is published by the Co-operatives Branch of Service Nova Scotia and Municipal Relations. It covers the activities of registered co-operatives taken from reports submitted to this office for their financial year ending in 2012. This document provides partial fulfillment of the requirements of the Inspector of Co-operatives pursuant to the *Co-operative Associations Act*, Chapter 98, Acts of 1989. Subsections 5(2)(d) and (e) of the Act require the Inspector to prepare and deliver annual reports to the Minister regarding co-operatives in the Province, including the number in operation and the financial standing of each.

### **Minister**

Honourable Mark Furey

### **Acting/Deputy Minister**

Dan McDougall

### **Registrar of Joint Stock Companies**

Hayley E. Clarke

### **Inspector of Co-operatives**

Audrey Gay

### **Administrative Assistant**

Linda Yorke

### **Contact:**

Co-operatives Branch  
Service Nova Scotia and Municipal Relations  
15 Alderbrook Drive  
Truro Heights, NS B6L 0C4

Phone: (902) 893-6190  
Fax: (902) 893-6264  
Email: [nscoop@gov.ns.ca](mailto:nscoop@gov.ns.ca)  
Home page: [www.accessns.ca/co-op](http://www.accessns.ca/co-op)

### **Useful Links:**

- Co-operative's public records: [www.rjsc.ca](http://www.rjsc.ca)
- Co-operative annual reports: [www.accessns.ca/co-op](http://www.accessns.ca/co-op)
- The *Co-operative Associations Act*:  
[www.nslegislature.ca/legc/statutes/co-operative%20associations.pdf](http://www.nslegislature.ca/legc/statutes/co-operative%20associations.pdf)
- The *Co-operative Associations Regulations*:  
[www.gov.ns.ca/just/regulations/regs/coopgen.htm](http://www.gov.ns.ca/just/regulations/regs/coopgen.htm)

**Table of Contents**

Letter to the Minister Responsible for Co-operatives.....4

Letter to Nova Scotia Co-operatives .....5, 6

Demographic Data

- Number of Co-operatives.....7
- Struck Co-operatives.....7
- Restored Co-operatives .....8
- Exported Co-operatives .....8
- New Co-operatives .....8
- New Incorporations – Examples of Aims and Objectives .....9
- Anniversaries of Incorporation for 2012.....10
- Types of Co-operatives .....11
- Co-operative Employees .....12
- Co-operative Members.....13
- Distribution of Co-operatives by Type and County .....14

Financial Data

- Financial Summary and 72-Year Operating Results Summary .....15
- Income and Expenses.....16
- Sale of Goods .....16
- 72-Year Balance Sheet Summary .....17

Co-operative Functioning Summary .....18

The International Co-operative Alliance Statement.....19

Contact Information .....20

---

## Letter to the Minister Responsible for Co-operatives

The Honourable Mark Furey  
Minister of Service Nova Scotia and Municipal Relations

Dear Minister Furey:

I am pleased to present the Co-operatives Annual Report for the year 2012, in compliance with the requirements of the *Co-operative Associations Act*. This is the first year that I was employed as the Inspector of Co-operatives, and this is the 77<sup>th</sup> report since 1935 when the first *Act* required the Inspector to report annually to the Minister. Co-operatives remain an important part of the provincial economy as they continue to help build and maintain strong communities in Nova Scotia.

### Demographic data:

- There were 347 registered co-operatives in Nova Scotia; an increase of nine from 2011.
- Annual filings were provided by 305 co-operatives from which this report has been prepared.
- Non-profit co-operatives comprised 54 per cent, and 46 per cent were for-profit entities.
- In total, there were 13 new incorporations.
- Five co-operatives were struck from the Registry.
- One new organization was formed by the amalgamation of two existing housing co-operatives.
- The co-operative sector employed 2,840 individuals which was a decrease of 367 from the previous year.
- Membership was 42,532 which was a decrease of 1,587 members from 2011.

### Financial data:

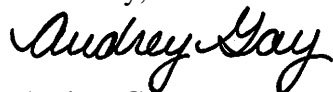
- Annual income decreased to \$668 million, with gross profits of \$155 million, and net profits of \$817 thousand.
- Assets decreased to \$352 million, liabilities decreased to \$230 million, and members' equity increased to \$122 million.

### Co-operative functioning:

- 84 per cent of co-operatives had all board positions filled and 88 per cent held their required annual general members' meeting.
- Most co-operatives held the expected number of board meetings (seven) and the expected number of members' meetings (three).
- On average, eight members per co-operative attended educational events.

I trust that this report provides you with a comprehensive overview of the co-operative sector in 2012.

Sincerely,



Audrey Gay  
Inspector of Co-operatives

---

## Letter to Nova Scotia Co-operatives

Dear Co-operators:

This is the 77<sup>th</sup> year that co-operatives have been incorporated under the *Co-operative Associations Act*. In 2012, the former Inspector of Co-operatives, Ron Skibbens, accepted a permanent position with the Treasury Board Office. We would like to express our sincere appreciation and gratitude to Ron for his seven years of service and outstanding contribution to the Co-operatives Branch. We would also like to thank Lynda Russell for her hard work and dedication during the past two and a half years while Ron was on secondment with the Treasury Board Office.

As the new Inspector of Co-operatives, I look forward to serving the co-operative sector in Nova Scotia. I am very fortunate to work with Linda Yorke who has been employed with the Co-operatives Branch for the past 12 years and is very knowledgeable of the day-to-day operations.

This was an exciting year for co-operatives as the United Nations General Assembly proclaimed 2012 as the International Year of Co-operatives (IYC). Many organizations participated in the IYC, and examples of their activities include the following:

- The IYC Coordinating Committee<sup>1</sup> stated that this declaration by the United Nations raised public awareness throughout the world of the tremendous contributions of co-operative enterprises to poverty reduction, employment generation and social integration.
- The Canadian Co-operative Association<sup>2</sup> and the Nova Scotia Co-operative Council<sup>3</sup> provided extensive information regarding the IYC and suggested several ways that co-operatives could contribute to the IYC.
- A provincial conference entitled, “Co-operating to Build a Better Nova Scotia” was held at Mount Saint Vincent University in Halifax. It brought together co-operatives, credit unions, social enterprise, researchers, academics, government, students, youth and business service providers. Among the presentations from various practitioners and researchers, George Karaphillis, CED Institute, Cape Breton University, presented preliminary findings of his research on the economic impact of co-operatives in Nova Scotia. This data indicated that in 2011, Nova Scotia’s gross domestic product was \$36,352 billion, and the co-operative sector in Nova Scotia represented 2.2% of the provincial economy. Conference materials<sup>4</sup>, as well as a selection of audio recordings are available for review.
- The Co-operators Group<sup>5</sup> held a National Co-op Challenge, and three co-operatives in the Atlantic region were among the winners that were chosen by individuals who voted on-line. The 1<sup>st</sup> prize of \$30,000 was awarded to Gulf Aquarium and Marine Station Co-operative<sup>6</sup> of Cheticamp, Nova Scotia. Please visit Gulf Aquarium’s website to learn more about this innovative, non-profit organization.

- The Co-operative Housing Federation of Canada<sup>7</sup> described the IYC as an opportunity to build awareness and advocacy for co-op housing in Canada. Along with other activities that were held in 2012, their annual meeting in Niagara Falls featured workshops, speakers and activities to help members increase awareness, understanding and support of co-operative enterprise around the globe.

The primary responsibility of the Co-operatives Branch is to administer the Act by approving and filing incorporation documents; processing yearly filing requirements; approving changes to bylaws, articles of incorporation and other special resolutions; inspecting or examining the affairs of co-operatives; and overseeing the dissolution process when co-operatives are no longer serving its members

Public information regarding co-operatives is available on our website at [www.rjsc.ca](http://www.rjsc.ca) and by following the links to “Search Our Database”. As always, this report and other co-operative information is available at [www.accessns.ca/co-op](http://www.accessns.ca/co-op). On our website, you will also find standard forms for all of your reporting requirements to the Co-operatives Branch under “Forms and Information”.

During 2012, your co-operatives reported continued commitment to the co-operative principles (listed on page 19 of this report) by providing board and member education. Almost all co-operatives reported holding an annual general meeting where quorum was met and the members reviewed financial reports.

I look forward to working with you, and if you have any questions regarding this report or the services that are offered by the Co-operatives Branch, please do not hesitate to contact me.

Co-operatively yours,



Audrey Gay  
Inspector of Co-operatives

---

<sup>1</sup> IYC Coordinating Committee [www.copac.coop](http://www.copac.coop)

<sup>2</sup> Canadian Co-operative Association [www.canada2012.coop](http://www.canada2012.coop)

<sup>3</sup> Nova Scotia Co-operative Council [www.novascotia.coop](http://www.novascotia.coop)

<sup>4</sup> NS IYC Conference Materials [www.s.coop/coopeng](http://www.s.coop/coopeng)

<sup>5</sup> The Co-operators Group [www.cooperators.ca](http://www.cooperators.ca)

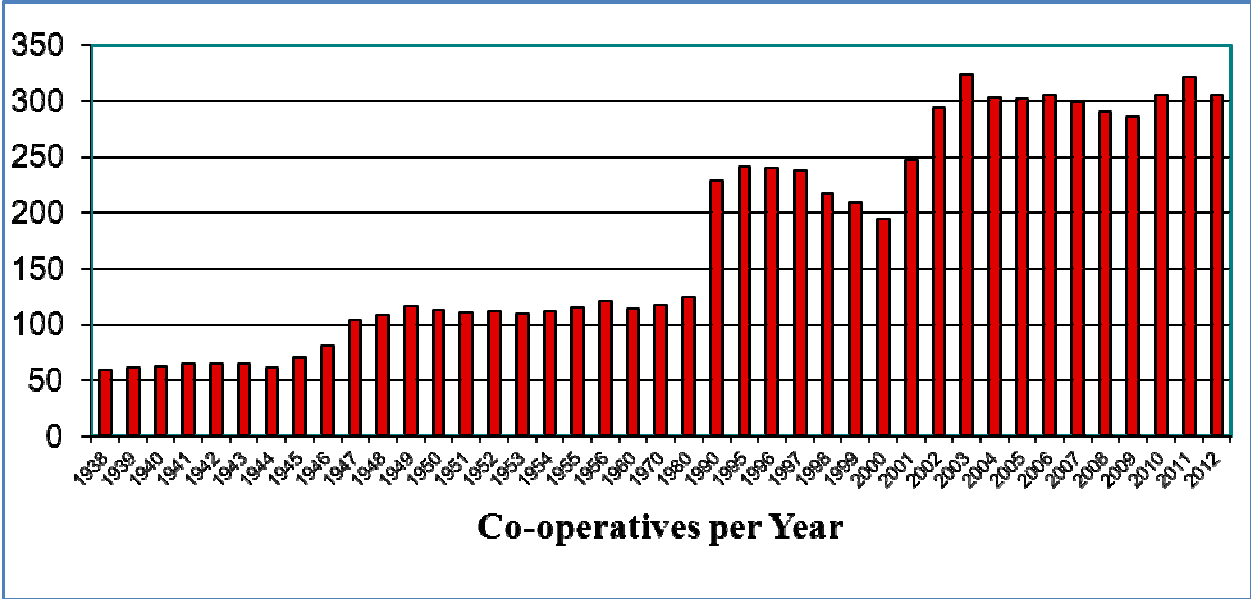
<sup>6</sup> Gulf Aquarium and Marine Station Co-operative [www.cmag-gams.org](http://www.cmag-gams.org)

<sup>7</sup> Co-operative Housing Federation of Canada [www.chfcanada.coop](http://www.chfcanada.coop)

### Demographic Summary

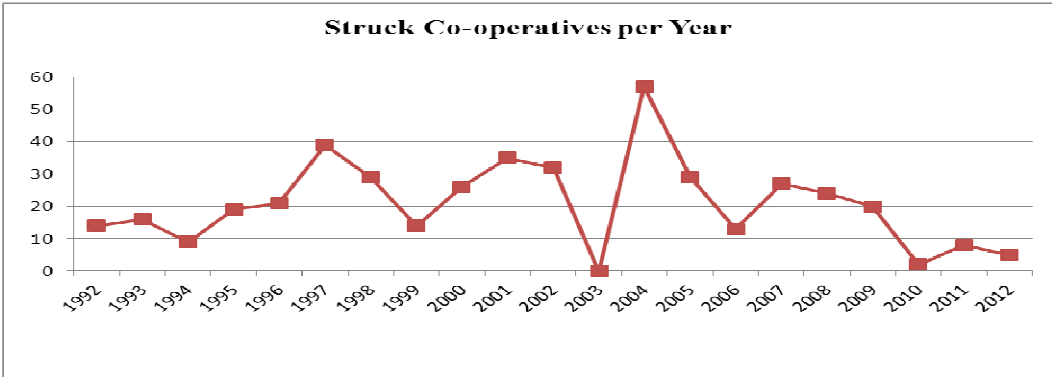
#### Number of Co-operatives

At the end of 2012, there were 347 registered co-operatives in Nova Scotia. Of that number, 305 co-operatives submitted reports to the Co-operatives Branch for their financial year ending in 2012. The 42 co-operatives that did not submit reports for 2012 were placed in Default Status which initiated the strike-off process. Once co-operatives have been struck from the Registry, they are no longer considered legal entities and cannot carry on business in Nova Scotia. This document covers the activities of the 305 registered co-operatives that submitted annual reports for 2012.



**Struck Co-operatives** - The following five co-operatives were struck from the Registry:

- Elmsdale Farmers’ Market Co-operative
- Kidztalk Co-operative
- Multi-Stakeholder Residential Building Co-operative
- Sydport Investment Co-operative
- Wickwire Co-operative



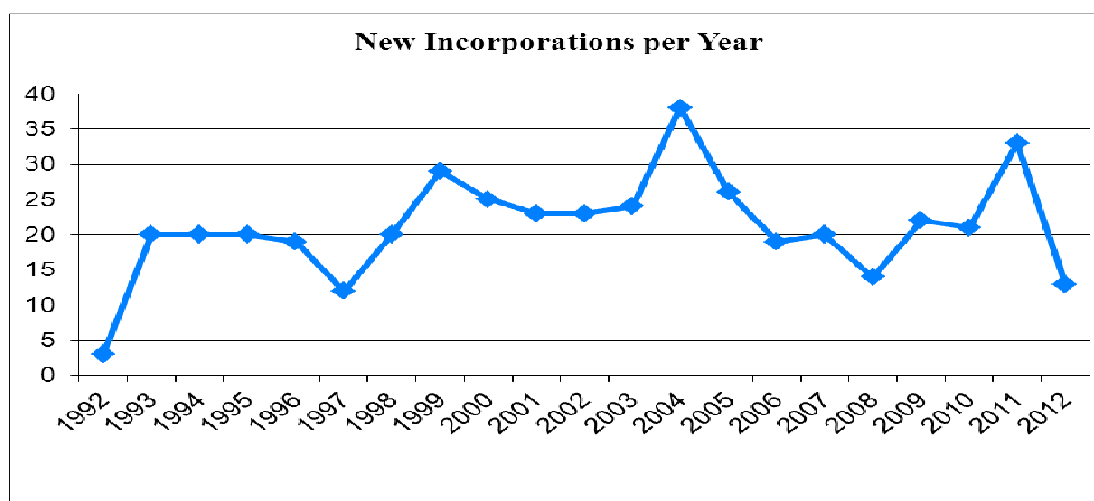
**Restored Co-operatives** - The following two co-operatives which were previously struck from the Registry were restored in 2012:

- Concession Co-operative Limited
- Total Essence Coaching Co-operative

**Exported Co-operative (Certificate of Continuance)** – One co-operative, ACA Co-operative Limited, was exported to federal legislation, that being the *Canada Business Corporations Act*.

**New Co-operatives** – There were 13 new incorporations in 2012. The Co-operatives Branch warmly welcomes the following co-operatives to the sector and wishes them every success in their endeavors.

Name	Type	County
Abundance Network Co-operative	For Profit	Halifax
Aileen's Pets Without Vets Co-operative	Non Profit	Cape Breton
Cameron Lake Co-operative	For Profit	Antigonish
Fierce Ink Press Co-op	For Profit	Halifax
Flawed Productions Co-op	For Profit	Pictou
Grass Roots Up Co-operative	For Profit	Cumberland
Halifax Music Co-operative	Non Profit	Halifax
Maritime Harvest Food Market Co-operative	Non Profit	Halifax
MMCCU Alumni Co-operative	Non Profit	Halifax
Musgo Rider Co-operative	Non Profit	Halifax
Shean Housing Coalition Co-operative	Non Profit	Inverness
The Bus Stop Theatre Co-operative	Non Profit	Halifax
Wild Abandon Productions Co-operative	Non Profit	Halifax





## AIMS OBJECTIVES

**Develop** innovative, value-chain focused IT solutions that make it easier for local economics to share information and connect producers with buyers.

**Provide** financial assistance to low-income families in Cape Breton Regional Municipality for the spaying and neutering of their pets.

**Develop**, operate and maintain an affordable and professionally run venue, to foster the presentation and creation of new works by a variety of emerging and established performance artists.

**Conserve** land and provide access for members to a low impact recreational area.

**Publish** print, and print on demand, digital books for young adults.

*Examples of aims and objectives for the newly incorporated co-operatives are as follows:*

**Produce** and distribute feature films, documentaries and educational videos.

**Create** and operate a successful community-owned and community-oriented food store business offering affordable, healthy, environmentally responsible and locally produced, mix of food/grocery products.

**Provide** “call a ride” door-to-door shuttle service to residents of the Eastern Shore.

**Develop** and sustain high quality, affordable housing to enhance the community identity of self-reliance, health, inclusion and revitalization.

**Produce** new or unknown musical theatre works to Atlantic Canada through a variety of performance styles.



**Provide** a fun, safe, welcoming environment where musicians of all ages and skill levels can play great music together. *Photograph courtesy of Halifax Music Co-operative Limited*

# Anniversaries

## OF INCORPORATION FOR 2012

*We congratulate the members and boards of directors for their continued commitment to co-operation and member services*

### 75 YEARS

Canso Co-Operative  
La Co-Operative De Cheticamp  
Lemoyne Co-operative Society  
Margaree Co-operative Society  
The Louisdale Co-operative Society

### 55 YEARS

Scotian Gold Co-operative

### 50 YEARS

Paturage Co-operatif De Cheticamp

### 45 YEARS

Dean Produce Co-operative  
Minas Seed Co-operative

### 40 YEARS

Hall's Harbour Water Co-operative

### 35 YEARS

Athol Forestry Co-operative  
Black Rose Co-operative  
Lake City Co-operative  
Little Harbour Pasture Co-operative  
Mira Pasture Co-operative

### 30 YEARS

Albro Court Housing Co-operative  
Cranberry Lake Housing Co-operative  
Fairwest Housing Co-operative  
Fallout Housing Co-operative  
Highfield Park Housing Co-operative  
Kabuki Housing Co-operative  
Maria's Housing Co-operative  
Northumberland Lamb Marketing Co-operative  
Rooftops Housing Co-operative  
Vihara Housing Co-operative

### 25 YEARS

Atlantis Housing Co-operative  
Future Forestry Services Co-operative  
Longhouse Housing Co-operative

### 20 YEARS

Breakthrough Psychological & Counselling Services Co-op  
La Cooperative Radio Cheticamp  
Resources 2000 Co-op  
True North Housing Co-operative

### 15 YEARS

Canso Trawlermen's Co-operative  
Colchester Transportation Co-operative  
Glendale Area Community Co-operative  
Minudie Pasture Co-operative  
Municipal Electric Utilities Of Nova Scotia Co-operative  
Old Railway Cabins Co-operative  
Sydney Mines Investment Co-operative  
Team Work Co-operative  
West Nova Investment Co-operative

### 10 YEARS

Acadia Cinema Co-operative  
Crystal Grange Housing Co-operative  
Just Us! Fair Trade Investment Co-operative  
Peer Gallery Co-operative

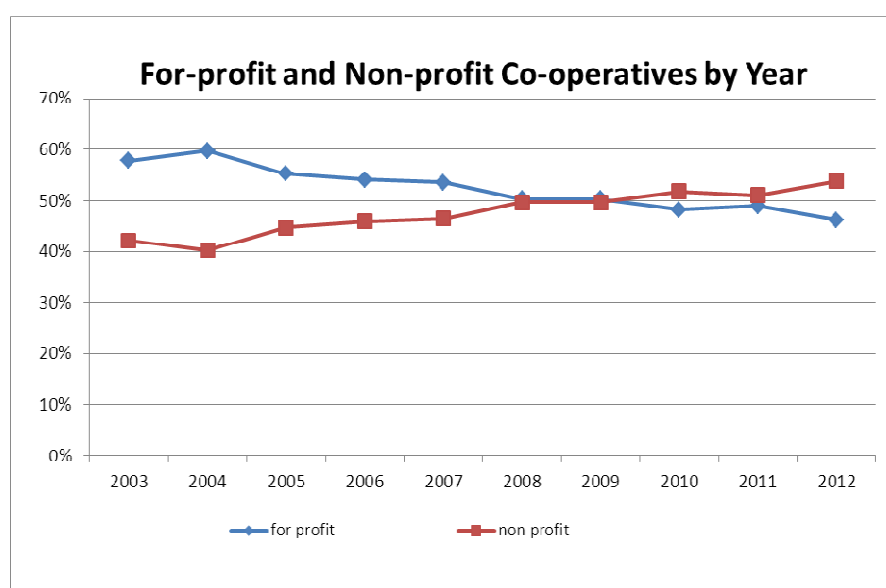
### 5 YEARS

Cape Breton Farmers' Market Co-operative  
Cape Breton Music Industry Co-operative  
Coastal Growth Management Co-operative  
Connecting People For Health Co-operative  
Farmers' Market Investment Co-operative  
Gulf Aquarium And Marine Station Co-operative  
Hands On Projects Etc. (H.O.P.E.) Co-operative  
Healthwise Holdings Co-operative  
Hubbards Nursery School Co-operative  
New Armdale Westside Housing Co-operative  
Off Highway Vehicle Closed Course Co-operative  
Strait Area Transit Co-operative  
Tatamagouche Community Land Co-operative  
Truro Farmers' Market Co-operative  
Whycocomagh Investment Co-operative

## Types of Co-operatives (Non-Profit vs. For-Profit)

Co-operatives in Nova Scotia identify themselves in their incorporation documents as either for-profit or non-profit. This choice reflects the founding members' guiding principles as to whether surpluses are kept with the business (non-profit) or distributed to members (for profit). In 2012, there were 141 for-profit co-operatives and 164 non-profit co-operatives.

Co-operatives are also grouped into two types: consumer and marketing. Consumer co-operatives are organized for the benefit of buyers and marketing co-operatives are organized for the benefit of sellers. Both consumer and marketing co-operatives are divided into further categories as outlined in the Distribution Chart on page 14.



*There has been a shift towards non-profit incorporations.*

As shown in the table below, the vast majority of non-profit co-operatives are consumer groups. Of the 164 non-profit co-operatives, 72 are housing co-operatives that provide affordable housing to 1,829 members and their families.

	<i>For profit</i>	<i>Non-profit</i>	<i>Total</i>
<b>Marketing</b>	72 (23.6%)	40 (13.1%)	<b>112 (36.7%)</b>
<b>Consumer</b>	69 (22.6%)	124 (40.7%)	<b>193 (63.3%)</b>
<b>Total</b>	<b>141 (46.2%)</b>	<b>164 (53.8%)</b>	<b>305 (100%)</b>

**Co-operative Employees**

	<b>Full- Time</b>	<b>Part- Time</b>	<b>Total Employees</b>
Annapolis	0	0	0
Antigonish	5	17	22
Cape Breton	28	51	79
Colchester	29	44	73
Cumberland	39	35	74
Digby	2	185	187
Guysborough	14	8	22
Halifax	459	151	610
Hants	2	1	3
Inverness	70	78	148
Kings	148	121	269
Lunenburg	4	6	10
Pictou	673	324	997
Queens	7	5	12
Richmond	32	50	82
Shelburne	0	0	0
Victoria	182	34	216
Yarmouth	15	21	36
<b>Total 2012</b>	<b>1,709</b>	<b>1,131</b>	<b>2,840</b>
Total 2011	1,965	1,242	3,207
Difference	-256	-111	-367

*The total number of employees in 2012 was 2,840 with 1,709 being employed on a full-time basis and 1,131 employed part-time.*

*Pictou County had the most employees with 997.*

*The statistics from 2011 indicate a decrease of 367 employees.*



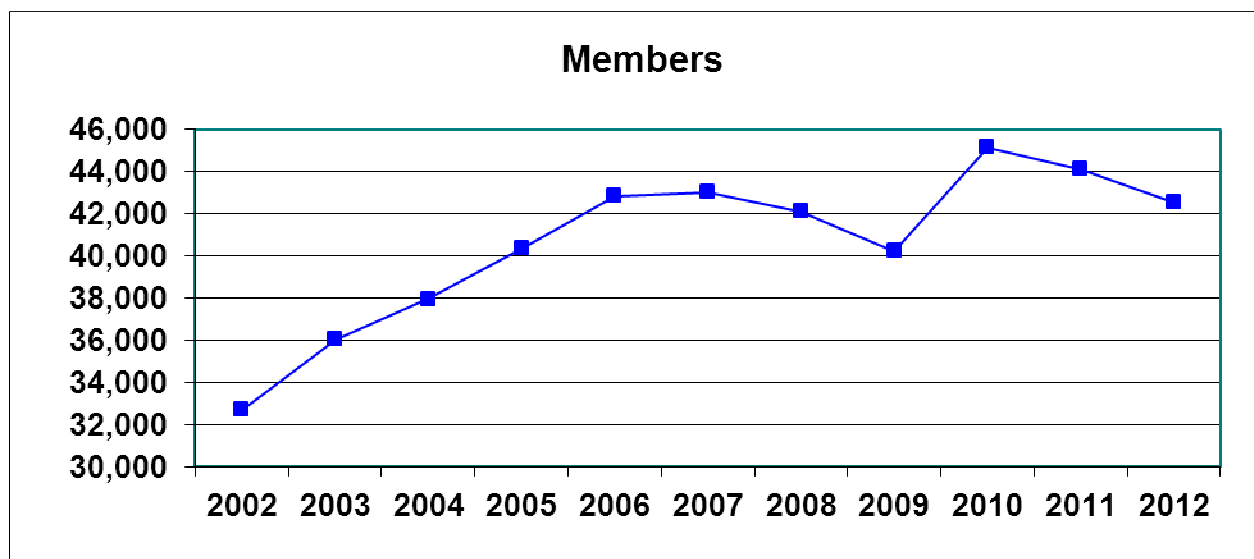
## Co-operative Members

Membership	
Annapolis	149
Antigonish	448
Cape Breton	2,420
Colchester	1,957
Cumberland	4,788
Digby	185
Guysborough	847
Halifax	8,433
Hants	193
Inverness	8,399
Kings	2,878
Lunenburg	923
Pictou	2,642
Queens	521
Richmond	1,504
Shelburne	28
Victoria	4,849
Yarmouth	1,368
<b>Total 2012</b>	<b>42,532</b>
Total 2011	44,119
Difference	-1,587

*The total number of members in 2012 was **42,532**.*

*Halifax moved into first place with 8,433 members. Inverness was in second place with 8,399 members.*

*The statistics from 2011 indicate a decrease of 1,587 members.*



**Distribution of Co-operatives by Type and County**

COUNTY	Housing	Investment	Retail	Service	Total Customer	Agriculture	Craft	Fishery	Timber	Worker	Total Marketing	Total Co-ops
Annapolis	0	0	0	1	1	0	0	0	0	1	1	2
Antigonish	4	0	1	3	8	1	0	1	0	0	2	10
Cape Breton	5	5	1	8	19	2	0	0	1	4	7	26
Colchester	2	8	2	8	20	8	2	0	1	4	15	35
Cumberland	1	0	2	3	6	4	1	0	2	0	7	13
Digby	1	1	1	1	4	1	0	1	0	0	2	6
Guysborough	0	0	1	1	2	1	0	2	0	0	3	5
Halifax	46	2	4	21	73	8	2	1	0	10	21	94
Hants	0	0	0	3	3	1	0	0	1	1	3	6
Inverness	2	2	5	7	16	0	1	2	0	6	9	25
Kings	3	2	0	7	12	5	1	0	0	8	14	26
Lunenburg	1	0	2	2	5	1	1	0	2	2	6	11
Pictou	3	1	0	1	5	2	1	1	1	1	6	11
Queens	1	0	0	1	2	0	0	0	0	1	1	3
Richmond	0	0	2	3	5	0	0	2	0	2	4	9
Shelburne	0	0	0	0	0	1	0	0	0	0	1	1
Victoria	0	1	4	2	7	1	1	1	1	2	6	13
Yarmouth	3	0	2	0	5	2	0	2	0	0	4	9
<b>Total 2012</b>	<b>72</b>	<b>22</b>	<b>27</b>	<b>72</b>	<b>193</b>	<b>38</b>	<b>10</b>	<b>13</b>	<b>9</b>	<b>42</b>	<b>112</b>	<b>305</b>
Total 2011	73	24	30	74	201	41	11	14	9	45	120	321
Difference	-1	-2	-3	-2	-8	-3	-1	-1	0	-3	-8	-16

*The above demographic data shows that the largest number of co-operatives is in Halifax County followed by Colchester County, then Kings County and Cape Breton County. Service co-operatives and housing co-operatives were the largest sub-types. In 2012, there were decreases in all sub-types, except for timber/forestry co-operatives.*

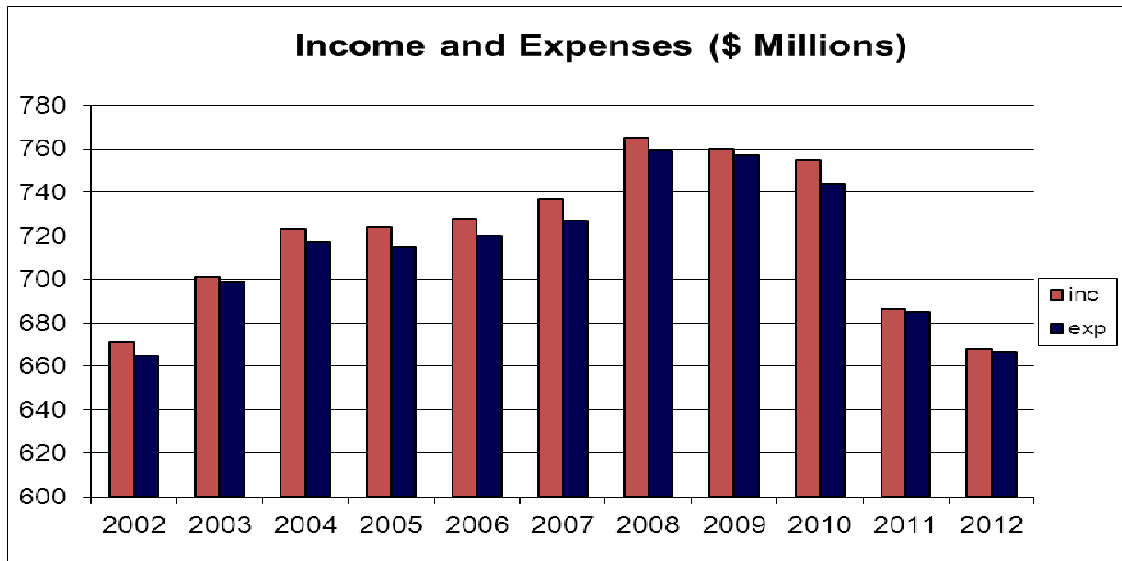
## Financial Summary

Income and expenses continued on a downward trend in 2012 as co-operatives reported total income of \$668 million - a decrease of \$18 million from the previous year. The total expenses reported in 2012 were \$667 million, which was a decrease of \$18 million from 2011. Net profits (income less expenses) were \$817 thousand, which was an increase from \$223 thousand in 2011.

<b>72 Year Operating Results Summary (all financial data rounded to nearest million)</b>											
<b>Year</b>	<b>Total Co-ops</b>	<b>Reporting Co-ops</b>		<b>Sales</b>	<b>Other Income</b>	<b>Total Income</b>	<b>Cost of Goods Sold</b>	<b>Other Expenses</b>	<b>Total Expenses</b>	<b>Net Income</b>	<b>Gross Margin</b>
1940	62			3				1		0	
1950	113			14				2		0	
1960	114			21				5		1	
1970	117			79				14		1	
1980	124			302				57		4	
1990	228			512				120		4	
1995	241			609				133		2	
2000	194			612				138		8	
2001	247			663				143		9	
2002	293	193	66%	648	23	671	540	125	665	6	108
2003	323	256	79%	676	25	701	570	128	699	2	105
2004	303	285	94%	696	27	723	583	134	717	6	113
2005	302	291	96%	697	27	724	578	137	715	9	119
2006	305	291	95%	699	29	728	577	143	720	7	122
2007	300	280	93%	708	29	737	584	143	727	10	124
2008	290	271	93%	731	34	765	605	154	759	6	126
2009	287	287	100%	722	38	760	572	185	757	3	150
2010	310	305	98%	712	42	754	552	192	744	10	160
2011	338	321	95%	647	39	686	492	194	686	0	155
<b>2012</b>	<b>347</b>	<b>305</b>	<b>88%</b>	<b>632</b>	<b>36</b>	<b>668</b>	<b>477</b>	<b>190</b>	<b>667</b>	<b>1</b>	<b>155</b>

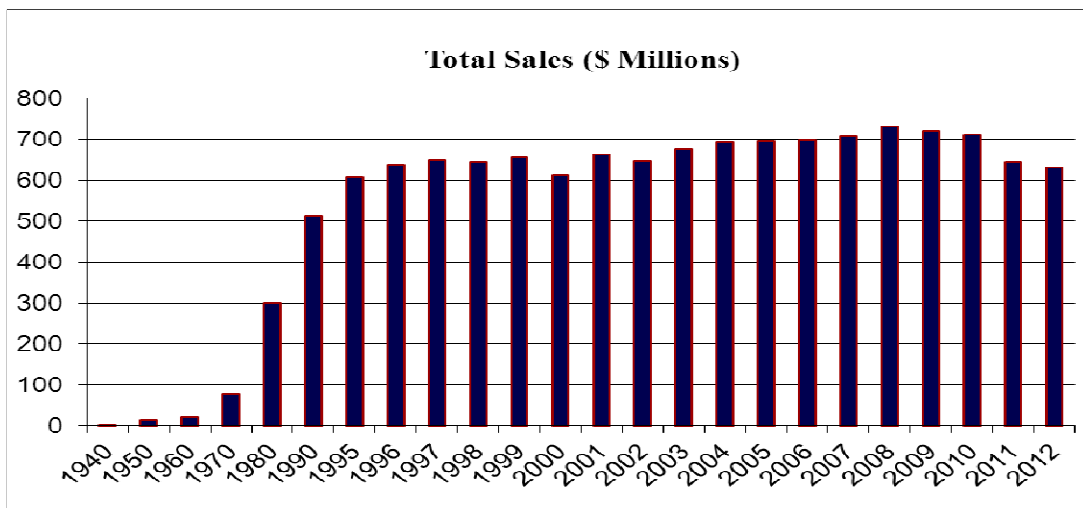
### Income and Expenses

The following chart shows income and expenses from 2002 to 2012 (extracted from the 72 Year Operating Results Summary on page 15).



### Sale of Goods

As reflected in the 72 Year Operating Results Summary on page 15, most of the co-operatives' income was derived from the sale of goods. In 2012, co-operatives reported \$632 million in total sales, which was down by \$15 million from 2011. Gross margins (sales less cost of sales) were \$155 million in 2012, which was the same figure as last year. The following chart shows total sales data from 1940 to present.

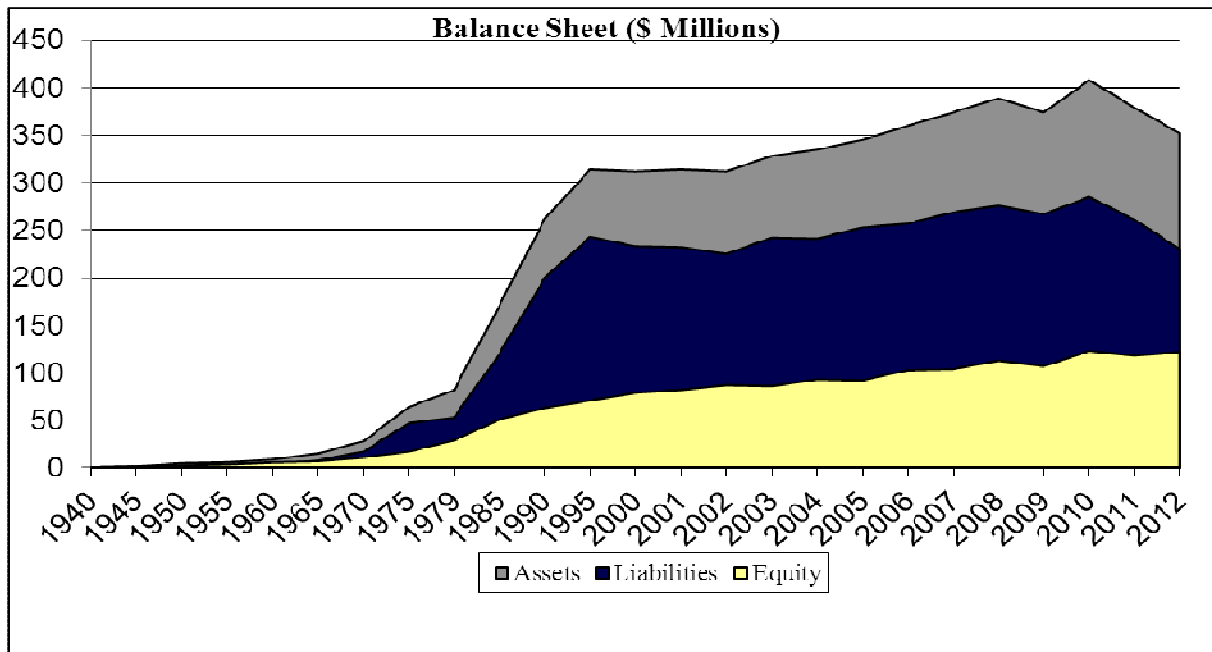




### 72-Year Balance Sheet Summary

The table below summarizes the balance sheet information from co-operatives over the past 72 years. In 2012, assets decreased by \$27 million, liabilities decreased by \$31 million, and equity increased by \$4 million from 2011.

(\$ Millions)							
Year	Assets	Liabilities	Equity	Year	Assets	Liabilities	Equity
1940	1	0	1	2000	312	233	79
1945	2	1	2	2001	314	232	82
1950	5	2	3	2002	312	225	87
1955	6	2	4	2003	328	242	86
1960	9	3	6	2004	335	241	93
1965	15	8	7	2005	345	253	92
1970	28	17	11	2006	360	257	103
1975	64	47	17	2007	374	269	104
1979	82	53	29	2008	389	276	113
1985	171	120	51	2009	374	267	107
1990	262	200	63	2010	408	285	123
1995	314	243	71	2011	379	261	118
				<b>2012</b>	<b>352</b>	<b>230</b>	<b>122</b>



## Co-operative Functioning Summary

The questions that co-operatives must answer and submit to the Co-operatives Branch during annual renewal are designed to provide information on board complements, meetings and the number of educational events attended by members. The Annual Renewal form is available on our website at [www.gov.ns.ca/snsmr/pdf/ans-rjsc-Co-op-annual-renewal.pdf](http://www.gov.ns.ca/snsmr/pdf/ans-rjsc-Co-op-annual-renewal.pdf). These questions are based on the seven principles of co-operation (see page 19 for details), and they help to identify problems that may be developing within co-operatives.

The table below shows that the majority of co-operatives had their board positions filled. 88 per cent of co-operatives held annual general meetings, and 97 per cent of those met quorum. In all, 92 per cent presented financial reports to members for approval. On average the number of members who attended educational events in 2012 was eight.

	for profit	non-profit	combined total
All board positions were filled	90%	78%	84%
An AGM was held in the past fiscal year (or past 12 months)	92%	85%	88%
Quorum was established at the AGM	97%	97%	97%
A financial report was approved by the members at the AGM	95%	90%	92%
Average number of members who attended an educational event	7	10	8

Co-operatives also reported on the number of meetings held during 2012. The following table shows the average number of meetings that were held to conduct the business of co-operatives.

	For Profit	Non Profit	Average for Both
Average number of board meetings	6	7	7
Average number of members' meetings	3	3	3

## The International Co-operative Alliance Statement On Co-operative Identity, Values & Principles

### Definition

A co-operative is an autonomous association of persons united voluntarily to meet their common economic, social and cultural needs and aspirations through a jointly-owned and democratically-controlled enterprise.

### Values

Co-operatives are based on the values of **self-help**, **self-responsibility**, **democracy**, **equality**, **equity** and **solidarity**. In the tradition of their founders, co-operative members believe in the ethical values of honesty, openness, social responsibility and caring for others.

### Principles

The co-operative principles are guidelines by which co-operatives put their values into practice.

1. Voluntary and Open Membership
2. Democratic Member Control
3. Member Economic Participation
4. Autonomy and Independence
5. Education, Training and Information
6. Co-operation among Co-operatives
7. Concern for Community

For full text, please visit the International Co-operative Alliance website at:  
[www.ica.coop/en/what-Co-op/Co-operative-identity-values-principles](http://www.ica.coop/en/what-Co-op/Co-operative-identity-values-principles)

In closing, we encourage co-operatives to contact the following organizations. They offer excellent services and support to co-operatives, as well as a wide range of workshops and educational events.

**Nova Scotia Co-operative Council**

P.O. Box 1872  
347C Willow Street  
Truro, NS B2N 6C7  
Phone: 902-893-8966  
Fax: 902-895-0109  
[www.novascotia.coop](http://www.novascotia.coop)

**Co-operative Housing Federation of Canada**

Nova Scotia Office  
202 Brownlow Avenue  
Tower 1, Suite 300  
Dartmouth, NS B3B 1T5  
Phone: 902-423-7119  
Fax: 902-423-7058  
[www.chfcanada.coop](http://www.chfcanada.coop)

If you have any questions or concerns, please contact the

**Co-operatives Branch**

Service Nova Scotia and Municipal Relations  
15 Alderbrook Drive  
Truro Heights, Nova Scotia B6L 0C4

Phone: (902) 893-6190

Fax: (902) 893-6264

Email: [nscoop@gov.ns.ca](mailto:nscoop@gov.ns.ca)

Our visit us on-line at [www.accessns.ca/co-op](http://www.accessns.ca/co-op)



**Service Nova Scotia  
and Municipal Relations**