

# Annual Report

Activities of Nova Scotia Co-operatives in 2013

# Co-operatives Annual Report

This report is published by the Co-operatives Branch of Service Nova Scotia. It covers the activities of registered co-operatives taken from reports submitted to this office for their financial year ending in 2013. This document provides partial fulfillment of the requirements of the Inspector of Co-operatives pursuant to the *Co-operative Associations Act*, Chapter 98, Acts of 1989. Subsections 5(2) (d) and (e) of the Act require the Inspector to prepare and deliver annual reports to the Minister regarding co-operatives in the Province, including the number in operation and the financial standing of each.

## **Minister**

Honourable Mark Furey

## **Chief Executive Officer**

Joanne Munro

## **Registrar of Joint Stock Companies**

Hayley E. Clarke

## **Inspector of Co-operatives**

Audrey Gay

## **Administrative Assistant**

Linda Yorke

## **Contact:**

Co-operatives Branch  
Service Nova Scotia  
15 Alderbrook Drive  
Truro Heights, NS B6L 0C4

Phone: (902) 893-6190  
Fax: (902) 893-6264  
Email: [nscoop@novascotia.ca](mailto:nscoop@novascotia.ca)  
Home Page: [www.accessns.ca/co-op](http://www.accessns.ca/co-op)

## **Useful Links:**

- Co-operative's public records: [www.rjsc.ca](http://www.rjsc.ca)
- Co-operative annual reports: [www.accessns.ca/co-op](http://www.accessns.ca/co-op)
- The *Co-operative Associations Act*:  
[www.nslegislature.ca/legc/statutes/co-operative%20associations.pdf](http://www.nslegislature.ca/legc/statutes/co-operative%20associations.pdf)
- The *Co-operative Associations Regulations*:  
[www.gov.ns.ca/just/regulations/regs/coopgen.htm](http://www.gov.ns.ca/just/regulations/regs/coopgen.htm)

## Table of Contents

Letter to the Minister Responsible for Co-operatives.....	4
Letter to Nova Scotia Co-operatives.....	5
Demographic Data	
Number of Co-operatives.....	6
New Co-operatives.....	6
Restored Co-operatives.....	6
Struck Co-operatives.....	7
Co-operative Trends.....	8
New Incorporations – Examples of Aims and Objectives .....	9
Anniversaries of Incorporation for 2013.....	10, 11
Types of Co-operatives .....	12
Co-operative Employees .....	13
Co-operative Members.....	14
Employment and Membership Based on Co-operative Type .....	15
Distribution of Co-operatives by Type and County .....	16
Financial Data	
Financial Summary .....	17
Income and Expenses.....	18
Balance Sheet.....	18
Co-operative Functioning Summary.....	19
Co-op Facts Including the International Co-operative Alliance Statement .....	20
Contact Information .....	21

## Letter to the Minister Responsible for Co-operatives

The Honourable Mark Furey  
Minister of Service Nova Scotia

Dear Minister Furey:

I am pleased to present the Co-operatives Annual Report for the year 2013, in compliance with the requirements of the *Co-operative Associations Act*. This is the 78<sup>th</sup> report since 1935 when the first *Act* required the Inspector to report annually to the Minister. Co-operatives remain an important part of the provincial economy as they continue to help build and maintain strong communities in Nova Scotia.

### Demographic Data:

- There were 336 registered co-operatives in Nova Scotia; a decrease of 11 from 2012.
- This report was prepared from the annual filings of 301 co-operatives.
- Non-profit co-operatives comprised 54 per cent of co-operatives in the province.
- There were 11 new incorporations.
- 22 co-operatives were struck from the Registry.
- The co-operative sector employed 2,359 individuals, a decrease of 481 from the previous year.
- Membership was 43,096, an increase of 564 members from 2012.

### Financial Data:

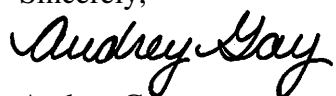
- Annual income decreased to \$502 million, with net profits of \$3 million.
- Assets decreased to \$285 million, liabilities decreased to \$194 million, and members' equity decreased to \$91 million.

### Co-operative Functioning:

- 84 per cent of co-operatives had all board positions filled and 90 per cent held their required annual general members' meeting.
- Most co-operatives held the expected number of board meetings (seven) and the expected number of members' meetings (three).
- 2,461 members attended educational events in 2013.

I trust that this report provides you with a comprehensive overview of the co-operative sector in 2013.

Sincerely,



Audrey Gay  
Inspector of Co-operatives

## Letter to Nova Scotia Co-operatives

Dear Co-operators:

This is the 78<sup>th</sup> year that co-operatives have been incorporated under the *Co-operative Associations Act*.

The primary responsibility of the Co-operatives Branch is to administer the *Act* by approving and filing incorporation documents; processing yearly filing requirements; approving changes to bylaws, articles of incorporation and other special resolutions; inspecting or examining the affairs of co-operatives; and overseeing the dissolution process when co-operatives are no longer serving its members

Public information regarding co-operatives is available on our website at [www.rjsc.ca](http://www.rjsc.ca) and by following the links to “Search Our Database”. As always, this report and other co-operative information is available on the Co-operatives Branch website at [www.accessns.ca/co-op](http://www.accessns.ca/co-op) where you will also find standard forms for all of your reporting requirements under “Forms and Information”.

During 2013, co-operatives reported continued commitment to the co-operative principles (listed on Page 20 of this report) by providing board and member education. Almost all co-operatives reported holding an annual general meeting where quorum was met and the members reviewed financial reports.

If you have any questions regarding this report or the services that are offered by the Co-operatives Branch, please do not hesitate to contact me.

Co-operatively yours,



Audrey Gay  
Inspector of Co-operatives

## Demographic Summary

### Number of Co-operatives

At the end of 2013, there were 336 registered co-operatives in Nova Scotia. Of that number, 301 co-operatives submitted reports to the Co-operatives Branch for their financial year ending in 2013. The 35 co-operatives that did not submit reports for 2013 were placed in Default Status which initiated the strike-off process. Once co-operatives have been struck from the Registry, they are no longer considered legal entities and cannot carry on business in Nova Scotia. This document covers the activities of the 301 registered co-operatives that submitted annual reports for 2013.

**New Co-operatives** – There were 11 new incorporations in 2013. The Co-operatives Branch welcomes the following co-operatives to the sector and wishes them every success.

African Community Investments Cooperative of Canada Ltd.	For Profit	Halifax
Blue Sky Electricity Cooperative Limited	For Profit	Halifax
Carbon Arc Cinema Cooperative Ltd.	Non Profit	Halifax
Earras Co-operative of Mabou Ltd.	Non Profit	Mabou
Healer's Emporium Co-operative Limited	For Profit	Windsor
Home Heirlooms Co-operative Limited	Non Profit	Ardoise
Imagine Sustainability Consulting Co-op Ltd.	For Profit	Dartmouth
New Edingburgh Artist's Colony Co-op Ltd.	Non Profit	New Edinburgh
Scotsburn Country Co-op Store Ltd.	For Profit	Scotsburn
The Community Carrot Co-operative Limited	For Profit	Halifax
Valley's Best Cooperative Limited	For Profit	Wolfville

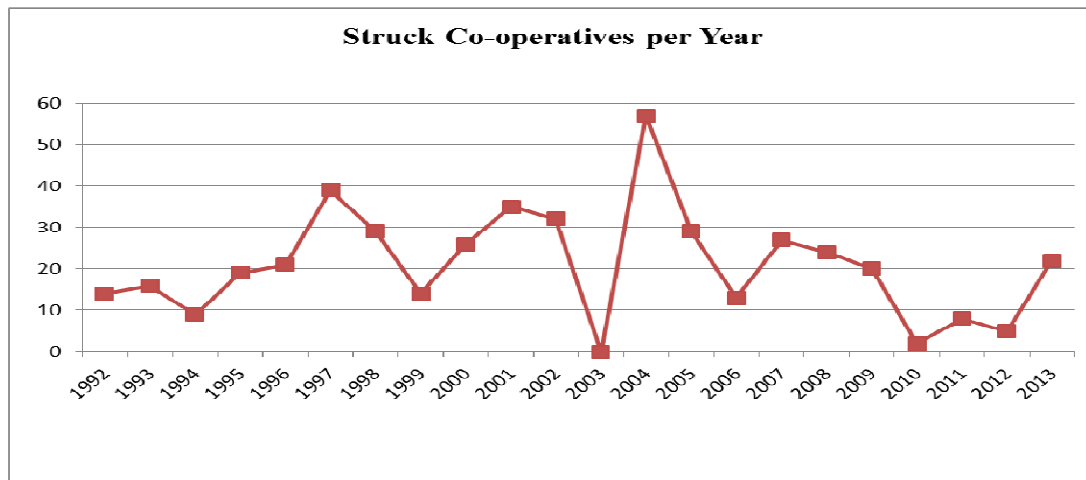
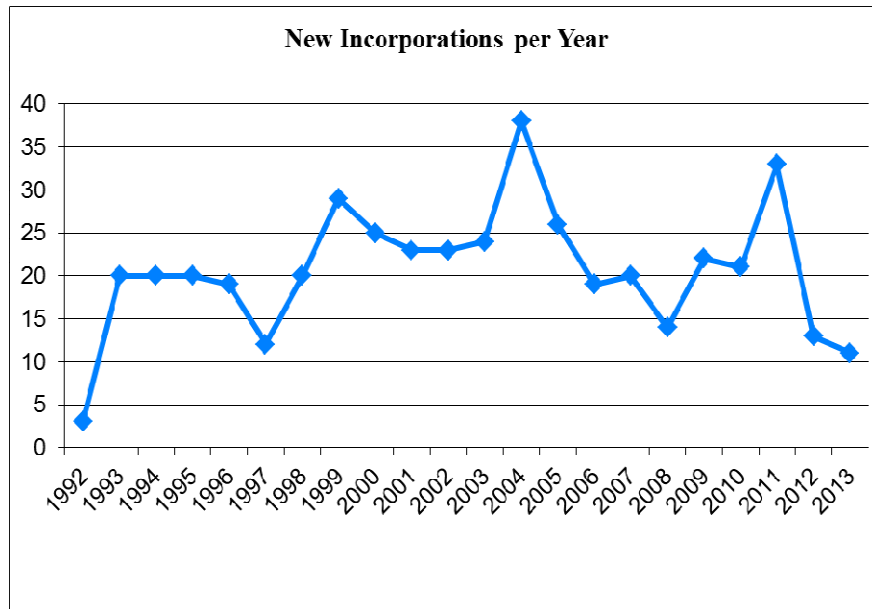
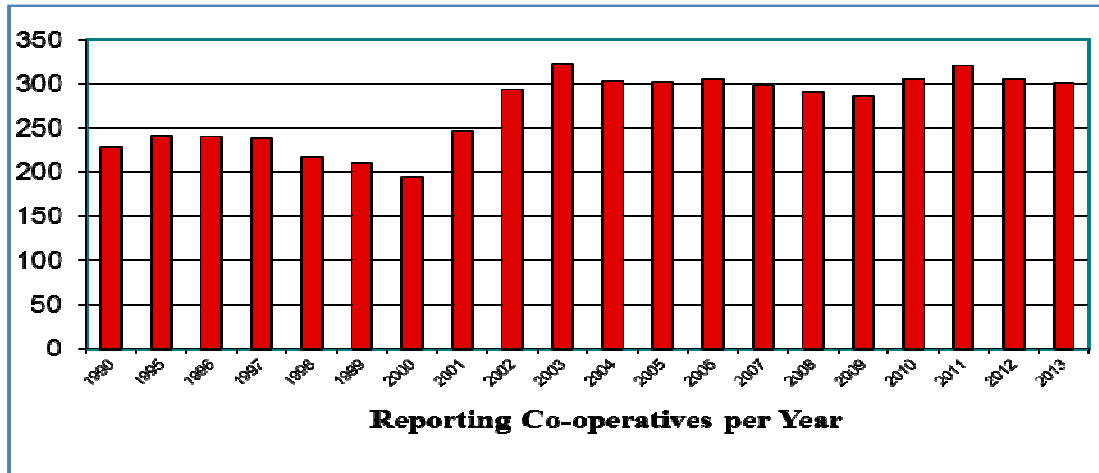
**Restored Co-operative** – Sydport Investment Co-operative Limited, which was previously struck from the Registry, was restored in 2013.

**Struck Co-operatives** – In 2013, the following 22 co-operatives were struck from the Registry:

Amaranth Co-operative Enterprises Limited
Annapolis Oil Seed Co-op Ltd
Canadian Edutourism Associates Co-op Ltd.
Colindale Feed Cooperative Limited
Community Health Promotion Network Atlantic Co-operative Limited
Day Vendors Co-operative of The Halifax Market Limited
EQ Engineering Co-operative Limited
Federation of Energy (FEC) Co-operative Limited
Frankie Productions Co-op Ltd.
Glooscap Country Bazaar Co-op Ltd.
Gosse Bridge Co-operative Limited
Harbour Youth Enterprises Cooperative Limited
HRM Business Referral Network Co-operative Limited
McLeod Motor Sports Co-operative Limited
Meristem Gardening Co-operative Ltd.
New Occidental Chinese Academy Cooperative Limited
Plan B Merchants Co-op Ltd.
Stewiacke Valley Farmer's Market Co-operative Ltd
The Big Picture Building Collective Co-operative Limited
Tupperville Fruit Company Co-operative Limited
Wolfville Farmers' Market Investment Cooperative Limited
Women In Rural Enterprise Cooperative Limited

The next page illustrates trends with respect to the number of reporting co-operatives, new incorporations and struck co-operatives.

TRENDS





## AIMS & OBJECTIVES

**Provide** investment opportunities and education and to assist with plans for financial retirement by purchasing and trading in real estate and other low investments.

**Accumulate** a land base for developing residential capacity and making it available to developers and individuals. Help to keep land prices affordable for middle income families.

**Provide** sustainability consulting services, specifically, business consulting in the environmental and sustainability fields including strategic planning, marketing, education, community engagement, urban planning, and aquaculture, among others.

**Establish** a locally owned food enterprise that will encourage healthy, affordable, local and fairly traded products.

**Provide** holistic, spiritual and environmental healing products and services.

### *Examples of aims and objectives for the newly incorporated co-operatives:*

**Create** a welcoming community screening space where people can get together to view and share innovative or inspirational films for the purpose of entertaining, educating or inspiring.

**Organize**, maintain and support short-term (two to six week) residences for professional artists, including informal work space and on-site housing for artists and their families.

**Create** a safer, rural, land-based space for Queer Women of Colour. Cultivate a caring and intentional relationship with the land. Empower and support inter-generational communities through resource and skill sharing. Promote and support local food autonomy.

**Generate** and sell electricity

**Provide** retail operations of a farm service and feed store

**Establish** and operate a community-oriented food store business serving the North End area of Halifax. Offer services and programs to the community and engage in activities relating to food education, food security and any other areas that the co-operative sees fit for the betterment of the community.

*Photo courtesy of the Community Carrot and Hope Blooms.*



# Anniversaries

## OF INCORPORATION FOR 2013

*We congratulate the members and boards of directors for their continued commitment to co-operation and member services*

- 75 YEARS** Musquodoboit Valley Co-operative  
Port Hood Cooperative  
Whycocomagh Cooperative
- 70 YEARS** River Hebert Cooperative Service
- 50 YEARS** Co-operative Artisanale De Cheticamp
- 40 YEARS** Baddeck Valley Wood Producers Co-operative  
Chegoggin Dyke Co-operative  
The Black Duck Arts Co-operative
- 35 YEARS** Central Spryfield Housing Co-operative
- 30 YEARS** Apple Blossom Housing Co-operative  
Fresh Start Housing Co-operative  
Gimmie Shelter Continuing Housing Co-operative  
Privateer Housing Co-operative  
Rocky Road Housing Co-operative  
Samson Co-operative  
The Cross-Roads Non Profit Housing Co-operative  
The Trillium Housing Co-operative  
Topshee Housing Co-operative
- 25 YEARS** Canso Co-operative Health Centre  
Central Dartmouth Housing Co-operative  
Dunbrack Housing Co-operative  
Green Stem Co-operative  
Johnstown Community Development Co-operative  
Nova Heights Continuing Housing Co-operative  
Pictou County Home Health Care Co-operative  
The Birches Housing Co-operative  
The Greenhouse Co-operative

# Anniversaries

## OF INCORPORATION FOR 2013

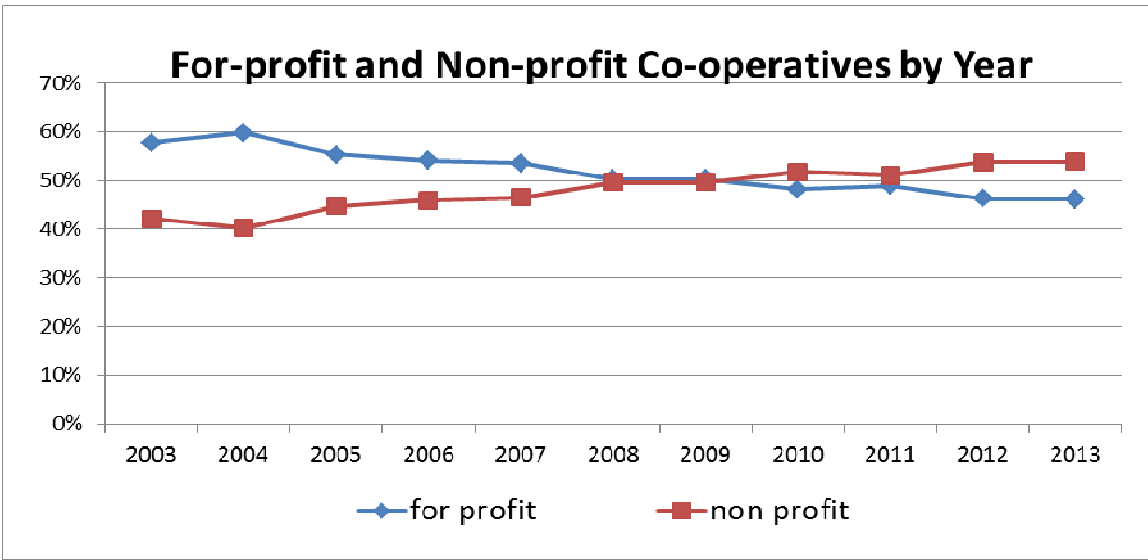
*We congratulate the members and boards of directors for their continued commitment to co-operation and member services*

- 20 YEARS** Arimathea Funeral Co-operative  
Chignecto Manor Co-operative  
City Market Of Halifax Co-operative  
SSG Support Services Group Co-operative
- 15 YEARS** 340 Rancher's Co-operative  
BCA Investment Co-operative  
Bras D'or Producers Co-operative  
C.A.J. Woodworkers Co-operative  
Curl Up & Dye Co-operative  
Northumberland Fish Cooperative  
Richmond Community Management Fishery Co-operative
- 10 YEARS** Coastal Community Radio Co-operative  
Coopérative Radio-Halifax-Métro  
Deep Roots Music Co-operative  
Destination Richmond Tourism Co-operative  
Gung Ho! Employment Co-operative  
Investing In Nova Scotia Enterprises Co-operative  
La Résidence Acadienne Co-operative  
Missing Lint Co-operative  
Tatamagouche Farmers' Market Co-op
- 5 YEARS** Art 1274 Hollis Co-operative  
Celtic Heart Of North America Cooperative  
Colchester Soccer Referee Association Co-operative  
Evangeline Artists' Cooperative  
Farmasea Cooperative  
Margaree Tourism Association Co-operative  
Nova Scotia Farmers' Market Development Cooperative  
Performance Genomics Investment Fund Co-operative  
Smart Christmas Tree Research Cooperative  
St. Ambrose Parish Bookstore Cooperative

**Types of Co-operatives (Non-Profit vs. For-Profit)**

Co-operatives in Nova Scotia identify themselves in their incorporation documents as either for-profit or non-profit. This choice reflects the founding members’ guiding principles as to whether surpluses are kept with the business (non-profit) or distributed to members (for-profit). In 2013, there were 139 for-profit co-operatives and 162 non-profit co-operatives.

Co-operatives are also grouped into two types: consumer and marketing. Consumer co-operatives are organized for the benefit of buyers and marketing co-operatives are organized for the benefit of sellers. Both consumer and marketing co-operatives are divided into further categories, as outlined in the Distribution Chart on Page 16.



As shown in the table below, the majority of non-profit co-operatives are consumer groups. Of the 162 non-profit co-operatives, 72 are housing co-operatives that provide affordable housing to 1,681 members and their families.

	<i>For profit</i>	<i>Non-profit</i>	<i>Total</i>
<i>Marketing</i>	68 (22.6%)	38 (12.6%)	<b>106 (35.2%)</b>
<i>Consumer</i>	71 (23.6%)	124 (41.2%)	<b>195 (64.8%)</b>
<b>Total</b>	<b>139 (46.2%)</b>	<b>162 (53.8%)</b>	<b>301 (100%)</b>

**Co-operative Employees**

	<b>Full- Time</b>	<b>Part- Time</b>	<b>Total Employees</b>
Annapolis	0	0	0
Antigonish	15	6	21
Cape Breton	25	46	71
Colchester	23	27	50
Cumberland	41	33	74
Digby	4	190	194
Guysborough	12	5	17
Halifax	143	138	281
Hants	1	3	4
Inverness	76	78	154
Kings	171	95	266
Lunenburg	4	3	7
Pictou	677	318	995
Queens	4	6	10
Richmond	39	45	84
Shelburne	0	1	1
Victoria	73	23	96
Yarmouth	17	17	34
<b>Total 2013</b>	<b>1,325</b>	<b>1,034</b>	<b>2,359</b>
Total 2012	1,709	1,131	2,840
Difference	-384	-97	-481

*The total number of employees in 2013 was 2,359 with 1,325 being employed on a full-time basis and 1,034 employed part-time.*

*Pictou County had the most employees with 995.*

*The statistics from 2012 indicate a total decrease of 481 employees.*



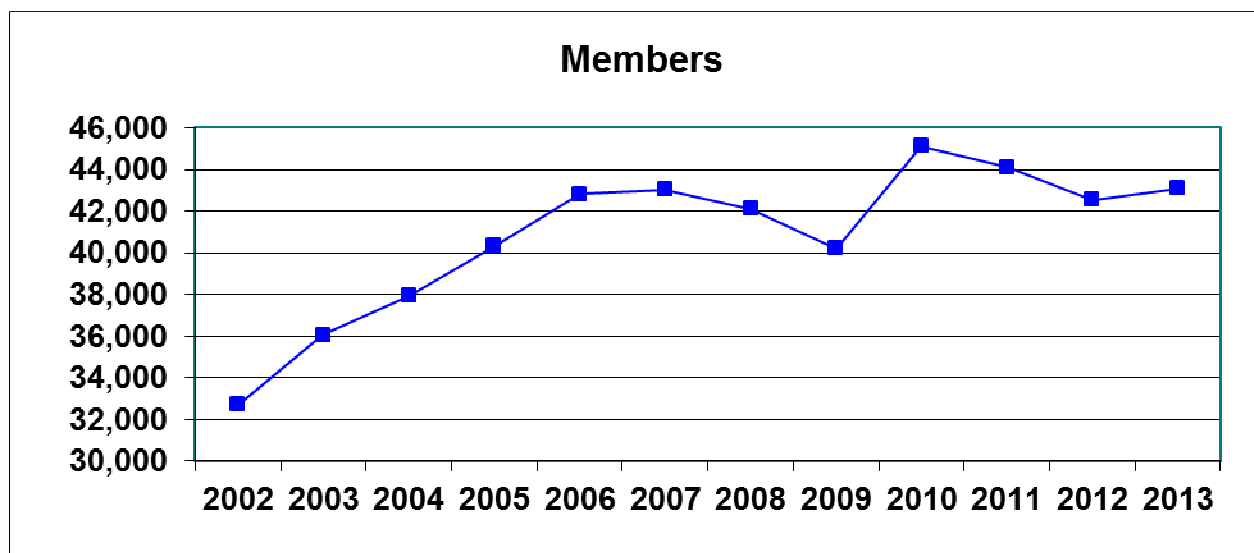
## Co-operative Members

Membership	
Annapolis	0
Antigonish	381
Cape Breton	2,459
Colchester	2,198
Cumberland	5,999
Digby	199
Guysborough	824
Halifax	8,309
Hants	157
Inverness	8,509
Kings	2,364
Lunenburg	933
Pictou	2,585
Queens	537
Richmond	1,409
Shelburne	28
Victoria	4,817
Yarmouth	1,388
<b>Total 2013</b>	<b>43,096</b>
Total 2012	42,532
Difference	564

*The total number of members in 2013 was **43,096**.*

*Inverness moved into first place with 8,509 members. Halifax was second place with 8,309 members.*

*The statistics from 2012 indicate a total increase of 564 members.*



<b>Employment and Membership Based on Co-operative Types</b>						
<b>Type</b>	<b>Description</b>	<b>Co-ops Reporting</b>	<b>Full Time Employees</b>	<b>Part Time Employees</b>	<b>Total Employees</b>	<b>Membership</b>
<b>Consumer</b>	Housing	72	7	11	18	1,681
	Investment	22	0	1	1	1,596
	Retail Consumer Products	31	164	169	333	26,296 *
	Services	70	157	162	319	5,687
	<b>Subtotal</b>	<b>195</b>	<b>328</b>	<b>343</b>	<b>671</b>	<b>35,260</b>
<b>Marketing</b>	Agriculture	35	765	483	1,248 *	3,658
	Craft Products	13	4	2	6	167
	Fish Products	13	63	33	96	454
	Forest Products	8	28	11	39	894
	Worker Labour	37	137	162	299	2,663
	<b>Subtotal</b>	<b>106</b>	<b>997</b>	<b>691</b>	<b>1,688</b>	<b>7,836</b>
<b>Total</b>		<b>301</b>	<b>1,325</b>	<b>1,034</b>	<b>2,359</b>	<b>43,096</b>

*\* In 2013, Retail Consumer Products co-operatives reported the largest number of members, while co-operatives in the Agriculture sector reported the largest number of employees.*

**Distribution of Co-operatives by Type and County**

COUNTY	Housing	Investment	Retail	Service	Total Customer	Agriculture	Craft	Fishery	Timber	Worker	Total Marketing	Total Co-ops
Annapolis	0	0	0	0	0	0	0	0	0	0	0	0
Antigonish	4	0	1	2	7	1	0	1	0	0	2	9
Cape Breton	4	5	1	6	16	1	0	0	1	4	6	22
Colchester	2	8	2	8	20	7	2	0	1	4	14	34
Cumberland	1	0	3	3	7	5	1	0	2	1	9	16
Digby	1	1	1	1	4	1	1	2	0	0	4	8
Guysborough	0	0	1	1	2	1	0	1	0	0	2	4
Halifax	46	3	5	26	80	6	3	1	0	6	16	96
Hants	0	0	0	4	4	1	1	0	0	1	3	7
Inverness	3	2	5	7	17	0	1	2	0	5	8	25
Kings	3	2	1	5	11	5	1	0	0	8	14	25
Lunenburg	1	0	2	2	5	1	1	0	2	2	6	11
Pictou	3	0	1	0	4	2	1	1	1	1	6	10
Queens	1	0	0	1	2	0	0	0	0	1	1	3
Richmond	0	0	2	3	5	0	0	2	0	2	4	9
Shelburne	0	0	0	0	0	1	0	0	0	0	1	1
Victoria	0	1	4	1	6	1	1	1	1	2	6	12
Yarmouth	3	0	2	0	5	2	0	2	0	0	4	9
<b>Total 2013</b>	<b>72</b>	<b>22</b>	<b>31</b>	<b>70</b>	<b>195</b>	<b>35</b>	<b>13</b>	<b>13</b>	<b>8</b>	<b>37</b>	<b>106</b>	<b>301</b>
Total 2012	72	22	27	72	193	38	10	13	9	42	112	305
Difference	0	0	4	-2	2	-3	3	0	-1	-5	-6	-4

*The above demographic data shows that the largest number of co-operatives is in Halifax County followed by Colchester County, Inverness County and Kings County. Housing co-operatives were the largest sub-types. In 2013, there were increases in Retail and Craft sub-types and decreases in all others, except Housing, Investment and Fishery co-operatives which remained the same.*

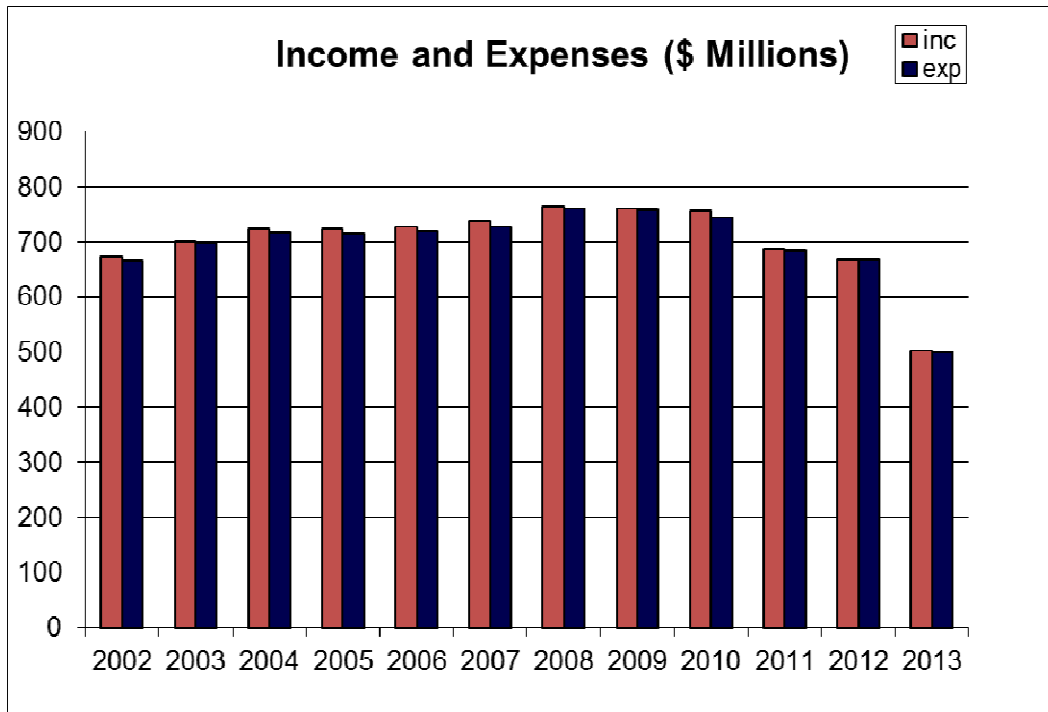


## Financial Summary

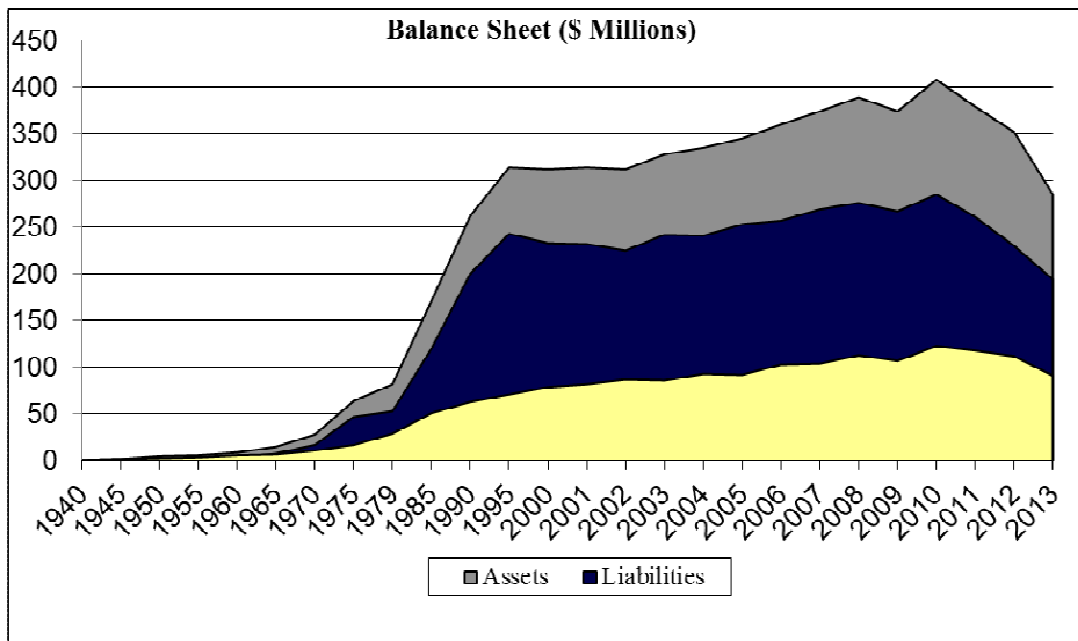
In 2013, co-operatives reported that total income decreased by \$166 million from the previous year. However, total expenses decreased by \$168 million, and net profits (income less expenses) increased by 2 million from 2012. Information collected from co-operatives' balance sheets, showed that assets decreased by \$67 million, liabilities decreased by \$36 million, and equity decreased by \$31 million from 2012.

<b>2002 to 2013 Operating Results</b>									
<b>(all financial data rounded to nearest million)</b>									
<b>Year</b>	<b>Total Co-ops</b>	<b>Reporting Co-ops</b>		<b>Total Income</b>	<b>Total Expenses</b>	<b>Net Income</b>	<b>Assets</b>	<b>Liabilities</b>	<b>Equity</b>
2002	293	193	66%	671	665	6	312	225	87
2003	323	256	79%	701	699	2	328	242	86
2004	303	285	94%	723	717	6	335	241	93
2005	302	291	96%	724	715	9	345	253	92
2006	305	291	95%	728	720	7	360	257	103
2007	300	280	93%	737	727	10	374	269	104
2008	290	271	93%	765	759	6	389	276	113
2009	287	287	100%	760	757	3	374	267	107
2010	310	305	98%	754	744	10	408	285	123
2011	338	321	95%	686	686	0	379	261	118
2012	347	305	88%	668	667	1	352	230	122
<b>2013</b>	<b>336</b>	<b>301</b>	<b>90%</b>	<b>502</b>	<b>499</b>	<b>3</b>	<b>285</b>	<b>194</b>	<b>91</b>

**Income and Expenses** – This table illustrates changes in income and expenses from 2002 to 2013.



**Balance Sheet** – This chart shows changes in assets, liabilities and equity from 1940 to present.



### Co-operative Functioning Summary

The questions that co-operatives must answer and submit to the Co-operatives Branch during annual renewal are designed to provide information on board complements, meetings and the number of educational events attended by members. The Annual Renewal form is available on our website at [www.gov.ns.ca/snsmr/pdf/ans-rjsc-Co-op-annual-renewal.pdf](http://www.gov.ns.ca/snsmr/pdf/ans-rjsc-Co-op-annual-renewal.pdf). These questions are based on the seven principles of co-operation (see Page 20 for details), and they help to identify problems that may be developing within co-operatives.

In 2013, co-operatives provided the following information regarding their boards, meetings and educational events.

	2013
All board positions filled	84%
An AGM was held	90%
Quorum established at AGM	99%
Financial report approved by members at AGM	93%
Average number of board meetings	7
Average number of members' meetings	3
Total members attending education and training events	2,461

# CO-OP FACTS

The International Co-operative Alliance (ICA) Statement on Co-operative Identity, Values and Principles

## What is a Co-operative

A co-operative is an autonomous association of persons united voluntarily to meet their common economic, social, and cultural needs and aspirations through a jointly owned and democratically-controlled enterprise.

## Co-operative Values

Co-operatives are based on the values of self-help, self-responsibility, democracy, equality, equity and solidarity. In the tradition of their founders, co-operative members believe in the ethical values of honesty, openness, social responsibility and caring for others.

## Co-operative Principles

1. Voluntary and Open Membership
2. Democratic Member Control
3. Member Economic Participation
4. Autonomy and Independence
5. Education, Training and Information
6. Co-operation among Co-operatives
7. Concern for community

*Co-operatives are businesses owned and run by and for their members.*

*Whether the members are the customers, employees or residents they have an equal say in what the business does and a share in the profits.*

## Facts & Figures From ICA at [www.ica.coop](http://www.ica.coop)

- **Stable, Quality Employment**—250 Million people worldwide earn their living as members or employees of a co-operative.
- **Economic Growth**—Sustainable growth means overcoming short termism and improving business diversity.
- **Sustainable Businesses**—Co-operatives operate from people's needs and a concern for community.
- **Food Security**—Co-operatives have an estimated 32 per cent of the global market share in the farming and agriculture sector.
- **Giving People a Voice**—Voting business decisions together fosters democracy and empowers people.
- **Co-ops Outlive Businesses**—Canadian reports show the survival rate of co-ops is two times better compared to private companies over a period of ten years.
- **Co-ops in Canada**—over 9,000 co-operatives represent 8.8 million members. Four of every ten Canadian are members of at least one co-op.
- **Theme of the International Day of Cooperatives for 2013** "Co-operative enterprise remains strong in time of crisis".
- **The Final Blueprint for a Co-operative Decade** is available on the ICA website.

In closing, we encourage co-operatives to contact the following organizations. They offer excellent services and support to co-operatives, as well as a wide range of workshops and educational events.

**Nova Scotia Co-operative Council**

P.O. Box 1872  
347C Willow Street  
Truro, NS B2N 6C7  
Phone: 902-893-8966  
Fax: 902-895-0109  
[www.novascotia.coop](http://www.novascotia.coop)

**Co-operative Housing Federation of Canada**

Nova Scotia Office  
202 Brownlow Avenue  
Tower 1, Suite 300  
Dartmouth, NS B3B 1T5  
Phone: 902-423-7119  
Fax: 902-423-7058  
[www.chfcanada.coop](http://www.chfcanada.coop)

If you have any questions or concerns, please contact the

**Co-operatives Branch**

Service Nova Scotia  
15 Alderbrook Drive  
Truro Heights, Nova Scotia B6L 0C4  
Phone: (902) 893-6190  
Fax: (902) 893-6264  
Email: [nscoop@novascotia.ca](mailto:nscoop@novascotia.ca)

Our visit our website at [www.accessns.ca/co-op](http://www.accessns.ca/co-op)

