

Nova Scotia Monthly COVID-19 Epidemiologic Summary: January 10, 2023

Public Health Branch

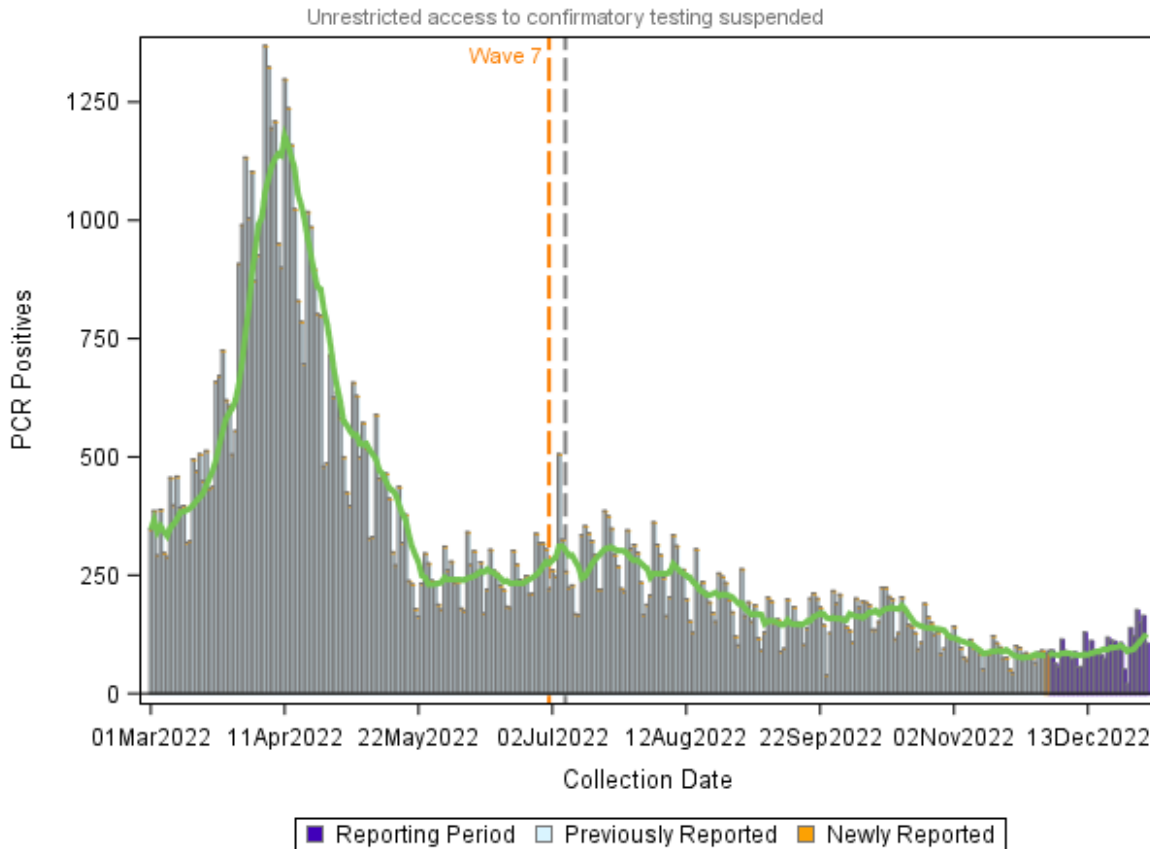
Nova Scotia Department of Health and Wellness

Highlights:

- A total of 3,014 PCR positive results, 165 hospitalizations and 11 deaths from COVID-19 were observed during the month of December 2022.
- The number of PCR positive results, hospitalizations increased while deaths decreased in December compared to November.
- Of the 11 deaths that occurred in December, 91% (10) were in people aged 70 years and older and 36% (4) were in people residing in a long-term care facility.
- Age and lack of vaccination continue to be associated with severe outcomes:
 - Nova Scotians aged 70+ have been hospitalized at almost 19 times the rate of those 18-49 years of age and their rate of death is 280 times higher compared to those under 50 years of age.
 - Unvaccinated Nova Scotians were hospitalized and died at almost three times the rate as those with three or more doses (hospitalized = 2.7; died=2.5)

COVID-19 Cases

Figure 1: Number and seven-day moving average of PCR positive results by collection date, March 1st to December 31st, 2022 (N=92,517)

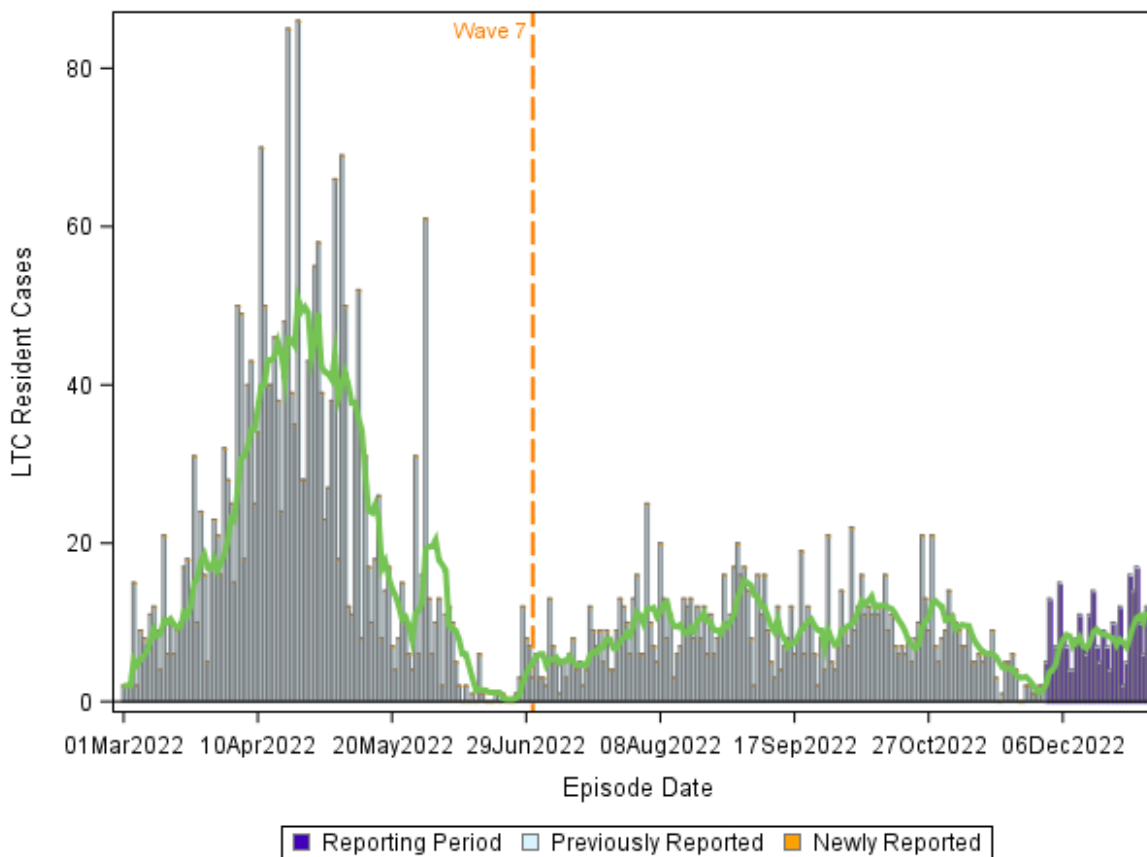


Data source: PPHLN

Notes:

- Laboratory tests are also referred to as PCR (polymerase chain reaction) tests
- Access to PCR tests are restricted to eligible populations as outlined in the following link: <https://www.nshealth.ca/coronavirustesting>.
- Due to lag in reporting, some PRC positives will be outside the reporting period (newly reported)

Figure 2: Number and seven-day moving average of COVID-19 cases among long-term care (LTC) residents by episode date, March 1st to December 31st, 2022 (N= 4031)



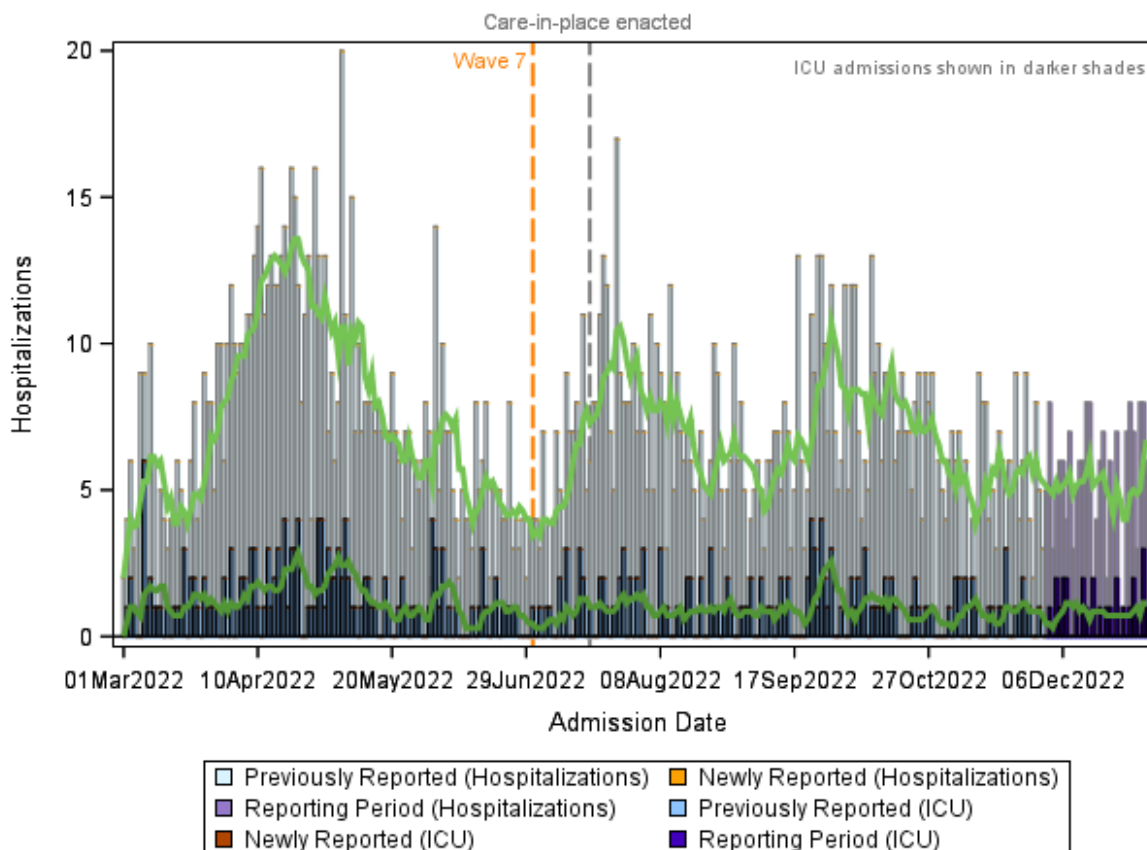
Data source: Panorama

Notes:

- Due to lag in reporting, some long-term care (LTC) resident cases will be outside the reporting period (newly reported)

COVID-19 Serious Outcomes

Figure 3: Daily COVID-19 hospital and ICU admissions, March 1st to December 31st, 2022 (N=2108)



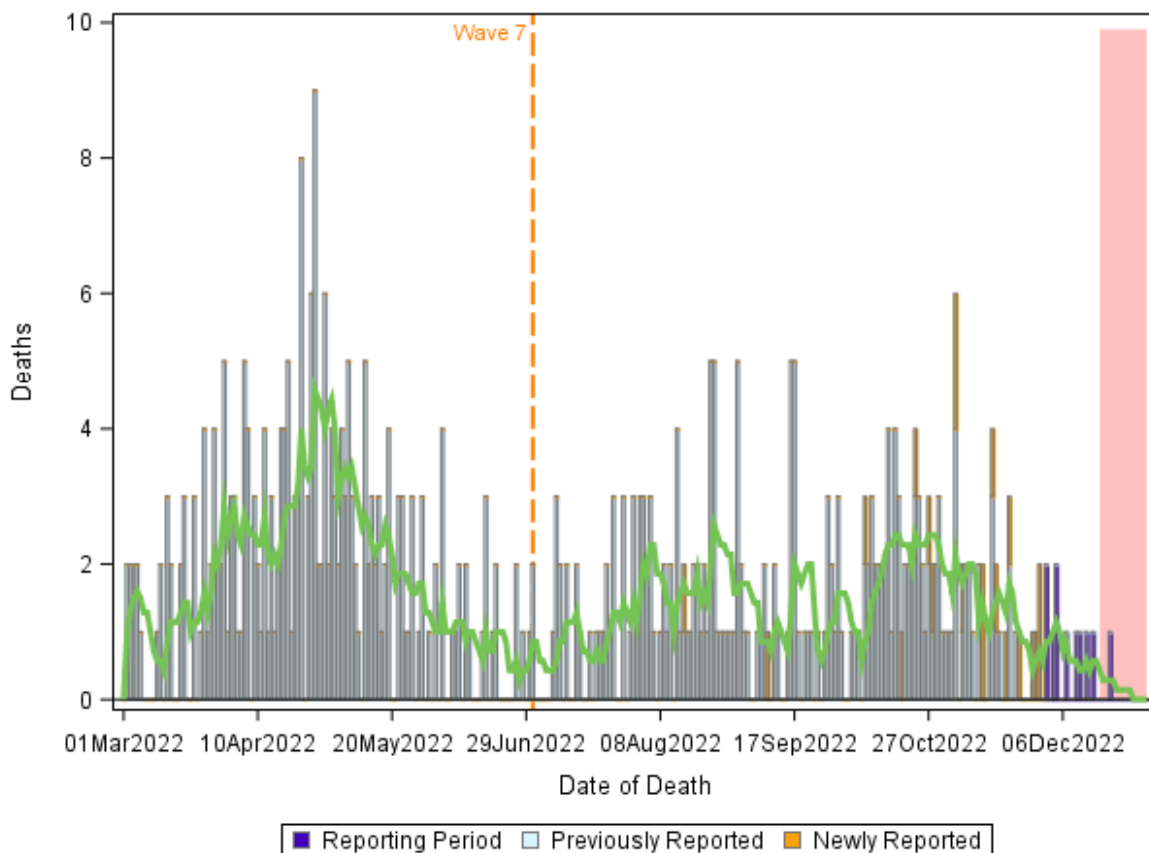
Data source: PPHLN, Meditech and STAR

Note:

- Care-in-place: All patients are treated in the unit or facility of the hospital that is appropriate for their care, regardless of COVID-19 status.
- ICU and Hospitalization are subject to lag. Newly reported captures outcomes outside the reporting period.

Novel Coronavirus (COVID-19)

Figure 4: Number and seven-day moving average of COVID-19 deaths by date of death, March 1st to December 31st, 2022 (N=441)



Data source: Panorama

Notes:

- Deaths are subject to a lag in reporting. Data should be interpreted with caution.

Novel Coronavirus (COVID-19)

Table 1: PCR positive results, hospitalizations and deaths

	Number in reporting month	Number in previous month	Change from last month	1 March 2022- 31 December 2022 totals	Age range (years)	Median age (years)	Median LoS (days)
PCR Positives	3014	2656	358	92517	0 - 110	49	n/a
Hospitalizations	165	158	7	2108	0 - 103	74	6.3
Deaths*	11	37	-26	441	16 - 107	83	n/a

Data sources: PCR positive results – PPHLN; Hospitalizations – PPHLN, Meditech, STAR; Deaths – Panorama

Notes:

- PCR refers to polymerase chain reaction tests performed in a lab
- LoS means length of stay
- * Deaths are subject to a lag in reporting. The number of deaths reported in the current and previous months should be interpreted with caution.

Table 2: Hospitalization* and death rates by age group, March 1st to December 31st, 2022 (Waves 6 and 7^{*})**

	Number	Crude rate per 100K	Relative Risk
Hospitalizations			
<18 years	57	34.3	0.7
18-49 years**	176	46.0	1.0
50-69 years	543	186.4	4.0
70+ years	1332	858.6	18.6
Deaths			
<50 years**	5	0.9	1.0
50-69 years	40	13.7	15.1
70+ years	396	255.3	279.9

Data sources: Hospitalizations – PPHLN, Meditech and STAR; Deaths – Panorama; Denominator – MSI Eligible Nova Scotians

Notes:

- * Hospitalizations for individuals missing age are excluded from the analysis (counts, crude rates, age-adjusted rates, risk reduction)
- ** = Denotes reference category. All risks are presented in comparison to the reference category. Comparisons are made by dividing the age-specific rates in the age category of interest to the age-specific rates in the reference category
- To more accurately estimate vaccine coverage in Nova Scotia, the province is switching from using Statistics Canada population estimates to the number of Nova Scotians eligible for MSI (the province's health insurance card) as the denominator for estimating both per capita rates and vaccine coverage.
- ***Wave 6: March 1, 2022-June 30, 2022; Wave 7: July 1, 2022-present

Table 3: Age-adjusted hospitalization* and death rates by vaccine status, March 1st to December 31st, 2022 (Waves 6 and 7)**

Vaccination Status	Number	Crude Rate per 100k Person-Years	Age-Adjusted Rate per 100k Person-Years
Hospitalizations			
Unvaccinated	360	227.6	544.6
2 Doses	410	166.3	387.0
3+ Doses	1336	306.1	200.9
Deaths			
Unvaccinated	58	36.7	112.1
2 Doses	69	28.0	93.2
3+ Doses	314	71.9	44.1

Data sources: Hospitalizations – PPHLN, Meditech and STAR; Deaths – Panorama; Denominator – MSI Eligible Nova Scotians

Notes:

- *Hospitalizations for individuals missing age are excluded from the analysis (counts, crude rates, age-adjusted rates, risk reduction)
- A person is considered unvaccinated when they have zero doses of any COVID-19 vaccine
- A person is considered to have two doses 14 or more days after the second dose of any vaccine OR 14 or more days after one dose of Johnson & Johnson vaccine OR are within 14 days of receiving a third dose of any COVID-19 vaccine
- A person is considered to have three or more doses 14 or more days after a third dose of any COVID-19 vaccine
- Due to small number of events occurring among those just one dose, that group is not included in this analysis.
- To more accurately estimate vaccine coverage in Nova Scotia, the province is switching from using Statistics Canada population estimates to the number of Nova Scotians eligible for MSI (the province's health insurance card) as the denominator for estimating both per capita rates and vaccine coverage.
- **Wave 6: March 1, 2022-June 30, 2022; Wave 7: July 1, 2022-present

Table 4: Summary of confirmed and probable COVID-19 cases and outcomes, March 1st to December 31st, 2022 (Waves 6 and 7*)

	Province-Wide
Number of cases	92,517
Hospitalized (%)	2.2%
ICU (%)	0.3%
Deceased (%)	0.5%

Data sources: PCR positive results – PPHLN; Hospitalizations – PPHLN, Meditech, STAR; Deaths – Panorama

Notes:

- *Wave 6: March 1, 2022-June 30, 2022; Wave 7: July 1, 2022-present

Data Sources and Notes:

Panorama

- Data are valid to the day of the report at 04:00
- Data presented in this report contain the information available at the time of data extraction. It may be incomplete pending follow-up. As more information becomes available, it will be included in subsequent reports.

Provincial Public Health Laboratory Network (PPHLN)

- Data are valid to the day of the report at 05:30.
- Data presented in this report contain the information available at the time of data extraction. It may be incomplete pending follow-up. As more information becomes available, it will be included in subsequent reports

Meditech and STAR (Nova Scotia Health)

- Data are valid to the day of the report at 04:00
- Data are based on positive lab results and reflect patients with a valid health card number at the time of testing or admission
- Data presented in this report contain the information available at the time of data extraction. It may be incomplete pending follow-up. As more information becomes available, it will be included in subsequent reports
- Includes patients that are assumed to be admitted for COVID-related treatment

Wave dates are classified as follows

- Wave 1 – March 1, 2020 to September 30, 2020
- Wave 2 – October 1, 2020 to March 31, 2021
- Wave 3 – April 1, 2021 to July 31, 2021
- Wave 4 – August 1, 2021 to December 7, 2021
- Wave 5 – December 8, 2021 to February 28, 2022
- Wave 6 – March 1, 2022 to June 30, 2022
- Wave 7 – July 1, 2022 to Present

COVID-19 Case Definitions

<https://www.canada.ca/en/public-health/services/diseases/2019-novel-coronavirus-infection/health-professionals/national-case-definition.html>