

Nova Scotia Monthly COVID-19 Epidemiologic Summary: December 13, 2022

Public Health Branch

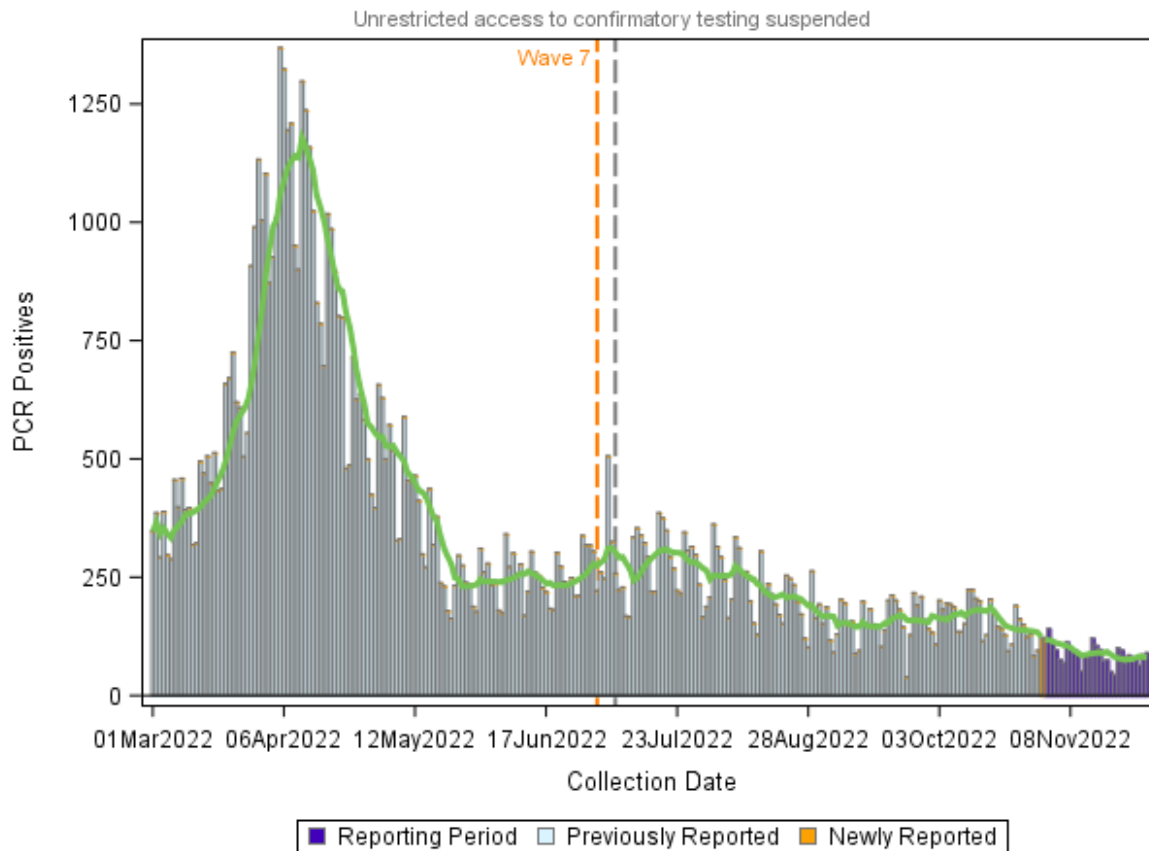
Nova Scotia Department of Health and Wellness

Highlights:

- A total of 2,571 PCR positive results, 158 hospitalizations and 24 deaths from COVID-19 were observed during the month of November 2022.
- The number of PCR positive results, hospitalizations and deaths decreased in November compared to October.
- Of the 24 deaths that occurred in November, 96% (23) were in people aged 70 years and older and 25% (6) were in people residing in a long-term care facility.
- Age and lack of vaccination continue to be associated with severe outcomes:
 - Nova Scotians aged 70+ have been hospitalized at almost 18.5 times the rate of those 18-49 years of age and their rate of death is 261 times higher compared to those under 50 years of age.
 - Unvaccinated Nova Scotians were hospitalized and died at almost three times the rate as those with three or more doses (hospitalized = 2.7; died=2.6)

COVID-19 Cases

Figure 1: Number and seven-day moving average of PCR positive results by collection date, March 1st to November 30th, 2022 (N=89,418)



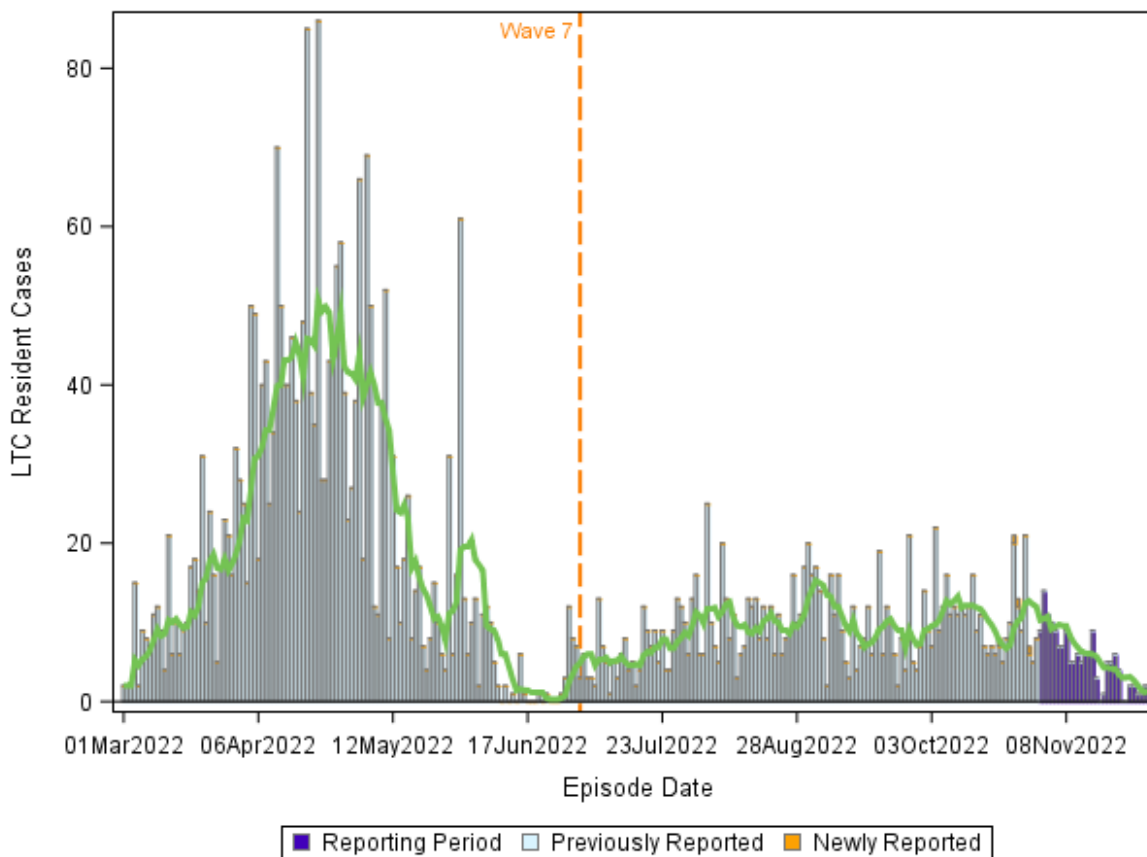
Data source: PPHLN

Notes:

- Laboratory tests are also referred to as PCR (polymerase chain reaction) tests
- Access to PCR tests are restricted to eligible populations as outlined in the following link: <https://www.nshealth.ca/coronavirustesting>.
- Due to lag in reporting, some PRC positives will be outside the reporting period (newly reported)
- All individuals admitted to the hospital continue to be tested regardless of symptoms.

Novel Coronavirus (COVID-19)

Figure 2: Number and seven-day moving average of COVID-19 cases among long-term care (LTC) residents by episode date, March 1st to November 30th, 2022 (N= 3763)



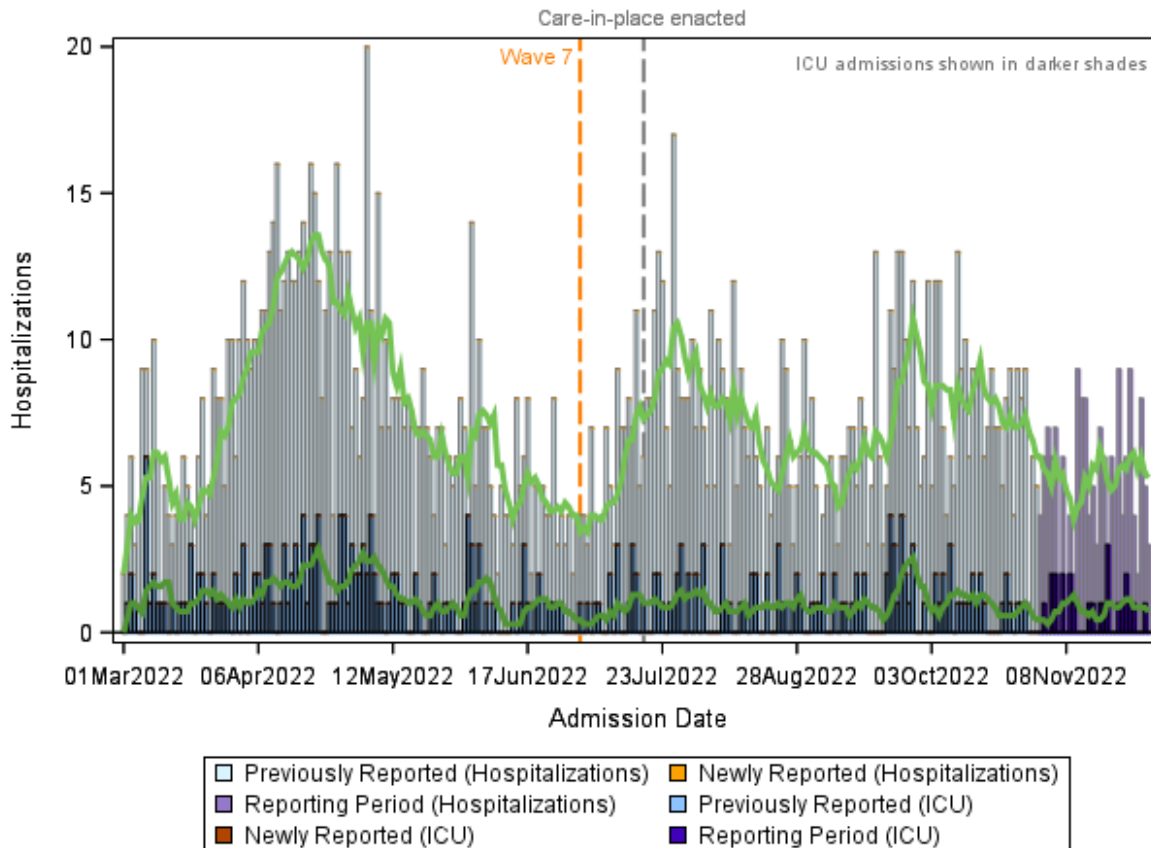
Data source: Panorama

Notes:

- Due to lag in reporting, some long-term care (LTC) resident cases will be outside the reporting period (newly reported)

COVID-19 Serious Outcomes

Figure 3: Daily COVID-19 hospital and ICU admissions, March 1st to November 30th, 2022 (N=1943)



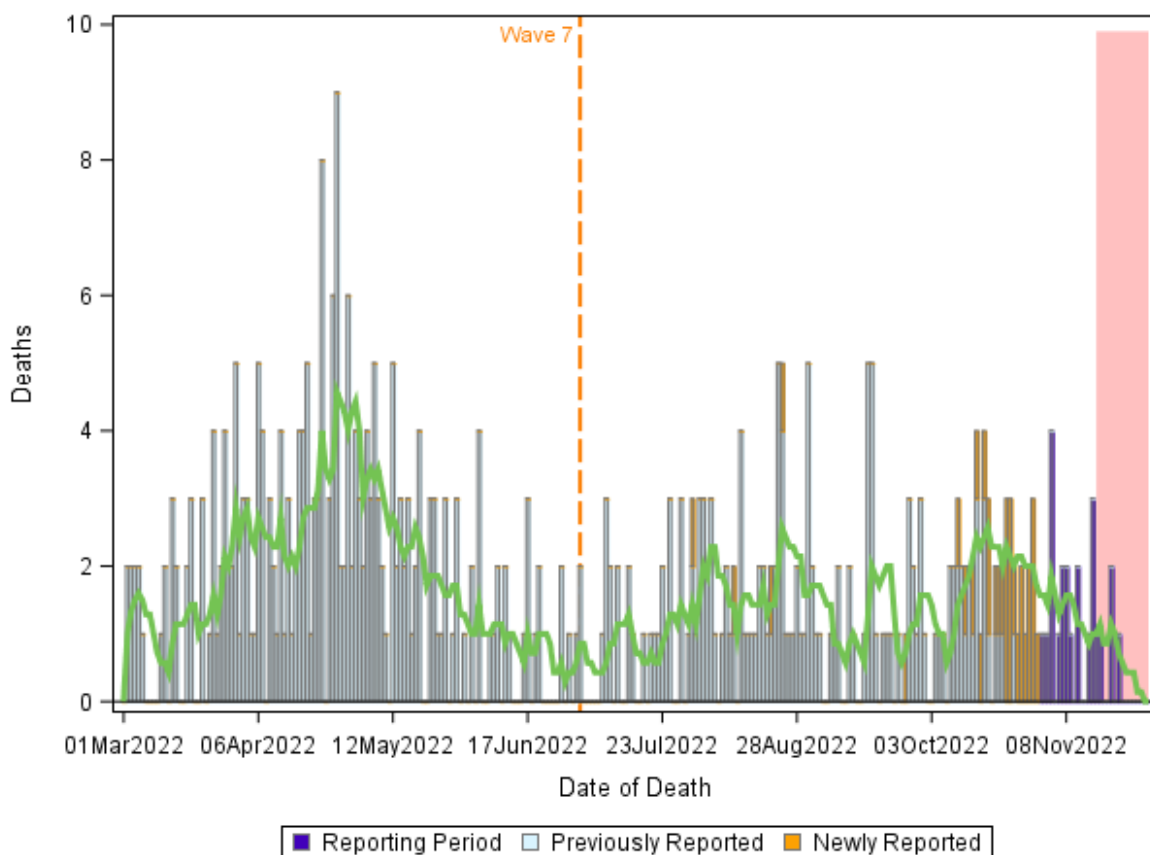
Data source: PPHLN, Meditech and STAR

Note:

- Care-in-place: All patients are treated in the unit or facility of the hospital that is appropriate for their care, regardless of COVID-19 status.
- ICU and Hospitalization are subject to lag. Newly reported captures outcomes outside the reporting period.

Novel Coronavirus (COVID-19)

Figure 4: Number and seven-day moving average of COVID-19 deaths by date of death, March 1st to November 30st, 2022 (N=412)



Data source: Panorama

Notes:

- Deaths are subject to a lag in reporting. The previous 14 days (red area) should be interpreted with caution.

Novel Coronavirus (COVID-19)

Table 1: PCR positive results, hospitalizations and deaths

	Number in reporting month	Number in previous month	Change from last month	1 March 2022- 30 November 2022 totals	Age range (years)	Median age (years)	Median LoS (days)
PCR Positives	2571	4769	-2198	89418	0 - 110	48	n/a
Hospitalizations	158	234	-76	1943	0 - 103	74	6.3
Deaths*	24	55	-31	412	16 - 107	83	n/a

Data sources: PCR positive results Provincial Public Health Lab Network; Hospitalizations PPHLN, Meditech, STAR; Deaths Panorama

Notes:

- PCR refers to polymerase chain reaction tests performed in a lab
- LoS means length of stay
- * Deaths are subject to a lag in reporting. The number of deaths reported in the current and previous months should be interpreted with caution.

Table 2: Hospitalization* and death rates by age group, March 1st to November 30, 2022 (Waves 6 and 7^{*})**

	Number	Crude rate per 100K	Relative Risk
Hospitalizations			
<18 years	53	31.9	0.7
18-49 years**	164	42.9	1.0
50-69 years	497	170.5	4.0
70+ years	1229	792.3	18.5
Deaths			
<50 years**	5	0.9	1.0
50-69 years	38	13.0	14.3
70+ years	369	237.9	261.0

Data sources: Hospitalizations - PPHLN, Meditech and STAR; Deaths - Panorama; Denominator - MSI Eligible Nova Scotians

Notes:

- * Hospitalizations for individuals missing age are excluded from the analysis (counts, crude rates, age-adjusted rates, risk reduction)
- ** = Denotes reference category. All risks are presented in comparison to the reference category. Comparisons are made by dividing the age-specific rates in the age category of interest to the age-specific rates in the reference category
- To more accurately estimate vaccine coverage in Nova Scotia, the province is switching from using Statistics Canada population estimates as the denominator for estimating both per capita rates and vaccine coverage.
- ***Wave 6: March 1, 2022-June 30, 2022; Wave 7: July 1, 2022-present

Table 3: Age-adjusted hospitalization* and death rates by vaccine status, March 1st to November 30st, 2022 (Waves 6 and 7)**

Vaccination Status	Number	Crude Rate per 100k Person-Years	Age-Adjusted Rate per 100k Person-Years
Hospitalizations			
Unvaccinated	333	225.4	534.5
2 Doses	382	165.8	381.3
3+ Doses	1226	301.9	197.8
Deaths			
Unvaccinated	55	37.2	113.6
2 Doses	63	27.3	90.2
3+ Doses	294	72.4	44.4

Data sources: Hospitalizations - PPHLN, Meditech and STAR; Deaths - Panorama; Denominator - MSI Eligible Nova Scotians

Notes:

- *Hospitalizations for individuals missing age are excluded from the analysis (counts, crude rates, age-adjusted rates, risk reduction)
- A person is considered unvaccinated when they have zero doses of any COVID-19 vaccine
- A person is considered to have two doses 14 or more days after the second dose of any vaccine OR 14 or more days after one dose of Johnson & Johnson vaccine OR are within 14 days of receiving a third dose of any COVID-19 vaccine
- A person is considered to have three or more doses 14 or more days after a third dose of any COVID-19 vaccine
- Due to small number of events occurring among those just one dose, that group is not included in this analysis.
- To more accurately estimate vaccine coverage in Nova Scotia, the province is switching from using health insurance card) as the denominator for estimating both per capita rates and vaccine coverage.
- **Wave 6: March 1, 2022-June 30, 2022; Wave 7: July 1, 2022-present

Table 4: Summary of confirmed and probable COVID-19 cases and outcomes, March 1st to November 30st, 2022 (Waves 6 and 7)

	Province-Wide
Number of cases	89, 418
Hospitalized (%)	2.2%
ICU (%)	0.3%
Deceased (%)	0.5%

Data sources: PCR positives PPHLN; Hospitalizations Meditech and STAR ; Deaths Panorama

Notes:

- *Wave 6: March 1, 2022-June 30, 2022; Wave 7: July 1, 2022-present

Data Sources and Notes:

Panorama

- Data are valid to the day of the report at 04:00
- Data presented in this report contain the information available at the time of data extraction. It may be incomplete pending follow-up. As more information becomes available, it will be included in subsequent reports.

Provincial Public Health Laboratory Network

- Data are valid to the day of the report at 05:30.
- Data presented in this report contain the information available at the time of data extraction. It may be incomplete pending follow-up. As more information becomes available, it will be included in subsequent reports

Meditech and STAR (Nova Scotia Health)

- Data are valid to the day of the report at 04:00
- Data are based on positive lab results and reflect patients with a valid health card number at the time of testing or admission
- Data presented in this report contain the information available at the time of data extraction. It may be incomplete pending follow-up. As more information becomes available, it will be included in subsequent reports
- Includes patients that are assumed to be admitted for COVID-related treatment based on inpatient location

Wave dates are classified as follows

- Wave 1 March 1, 2020 to September 30, 2020
- Wave 2 October 1, 2020 to March 31, 2021
- Wave 3 April 1, 2021 to July 31, 2021
- Wave 4 August 1, 2021 to December 7, 2021
- Wave 5 December 8, 2021 to February 28, 2022
- Wave 6 March 1, 2022 to June 30, 2022
- Wave 7 July 1, 2022 to Present

COVID-19 Case Definitions

<https://www.canada.ca/en/public-health/services/diseases/2019-novel-coronavirus-infection/health-professionals/national-case-definition.html>