

Nova Scotia Monthly COVID-19 Epidemiologic Summary: 10AUG2023

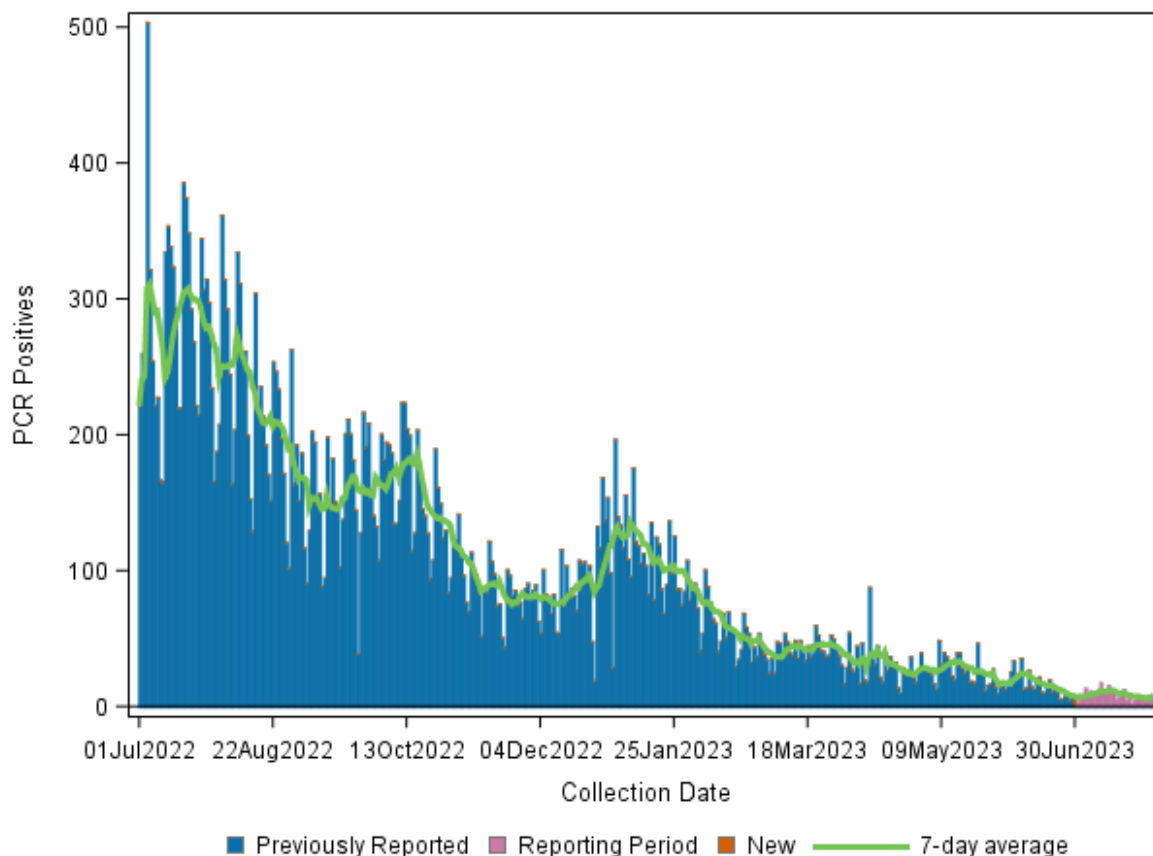
Public Health Branch
Nova Scotia Department of Health and Wellness

Highlights:

- There were 260 PCR positives, 35 hospitalizations and 0 deaths from COVID-19 during the month of July 2023.
- The number of COVID-19 PCR positive results, hospitalizations and deaths decreased in July 2023 compared to June 2023.
- Age and under-vaccination continue to be associated with severe outcomes:
 - Nova Scotians aged 70+ are 30 times more likely to have been hospitalized compared to those aged 18-49 years and are 22 times more likely to die compared to those aged 50-69 years.
 - Nova Scotians who were unvaccinated or had not completed their primary series were hospitalized and died at approximately two times the rate (1.7 and 2.1, respectively) as those who received a booster within 168 days.

COVID-19 Cases

Figure 1: Number and seven-day moving average of PCR positive results by collection date, 1 July 2022 to 31 July 2023 (N=39,261)

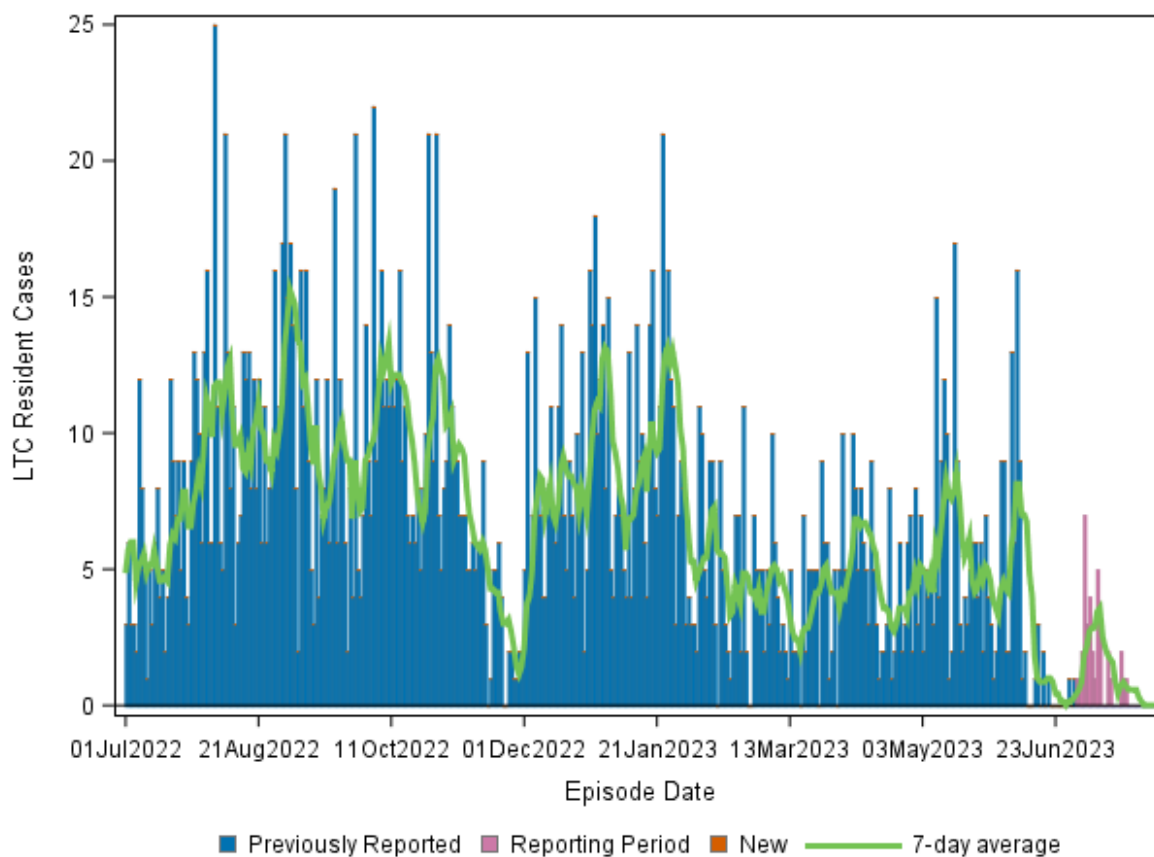


Data source: PPHLN

Notes:

- Laboratory tests are also referred to as PCR (polymerase chain reaction) tests.
- Access to PCR tests is restricted to eligible populations as outlined in the following link: <https://www.nshealth.ca/coronavirustesting>.
- Only the first instance of a PCR positive test within a 90-day period is counted for each individual. Multiple positive tests within a 90-day period are considered the same infection. A PCR positive test 90-days or more from the date of the initial positive test are counted as a new infection.
- **Previously Reported** refers to PCR positives that were included in previous COVID-19 monthly reports.
- **Reporting Period** refers to new PCR positives that occurred within the current monthly reporting period.
- **New** refers to PCR positives that occurred prior to the current monthly reporting period but were not included in prior reports due to lags in notification.

Figure 2: Number and seven-day moving average of COVID-19 cases among long-term care residents by episode date, 1 July 2022 to 31 July 2023 (N= 2544)



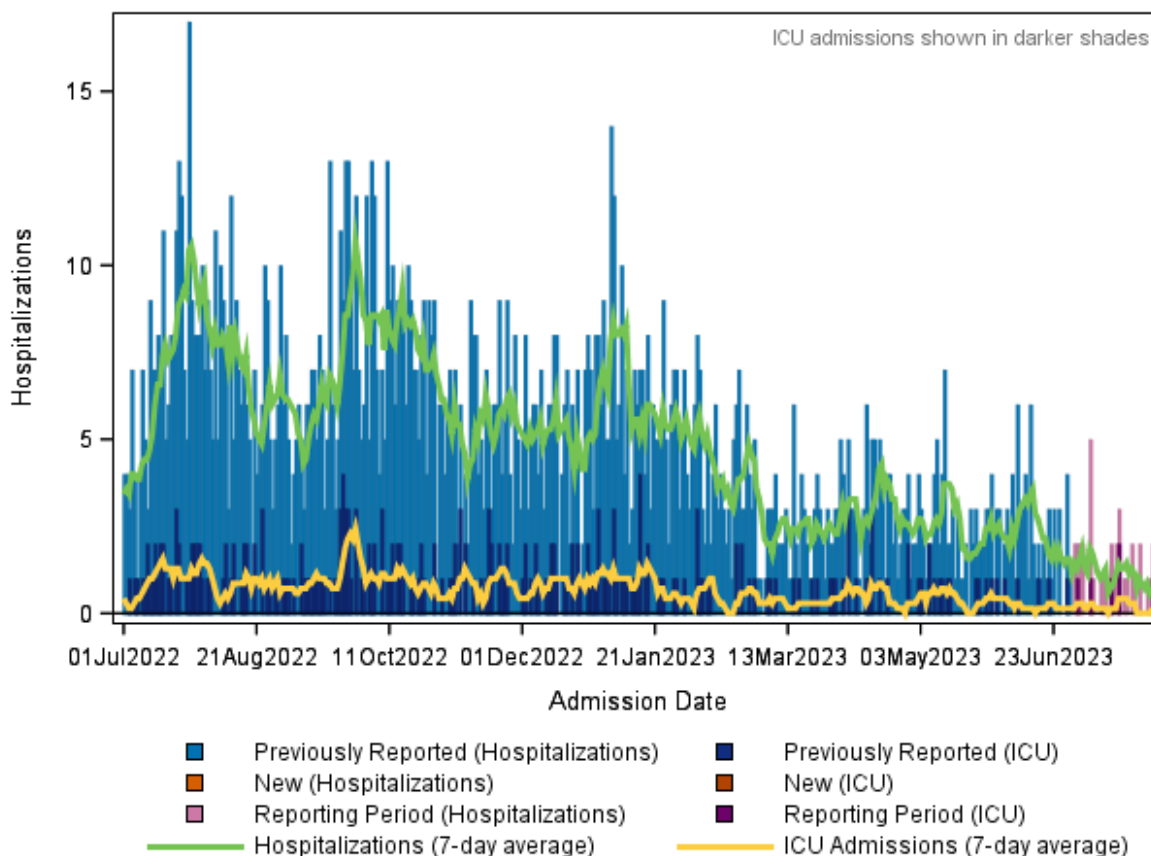
Data source: Panorama

Notes:

- LTC cases reflect positive PCR tests for COVID-19 among long-term care facility residents.
- **Previously Reported** refers to PCR positives that were included in previous COVID-19 monthly reports.
- **Reporting Period** refers to new PCR positives that occurred within the current monthly reporting period.
- **New** refers to PCR positives that occurred prior to the current monthly reporting period but were not included in prior reports due to lags in notification.

COVID-19 Serious Outcomes

Figure 3: Daily COVID-19 hospital and ICU admissions, 1 July 2022 to 31 July 2023 (N=1851)

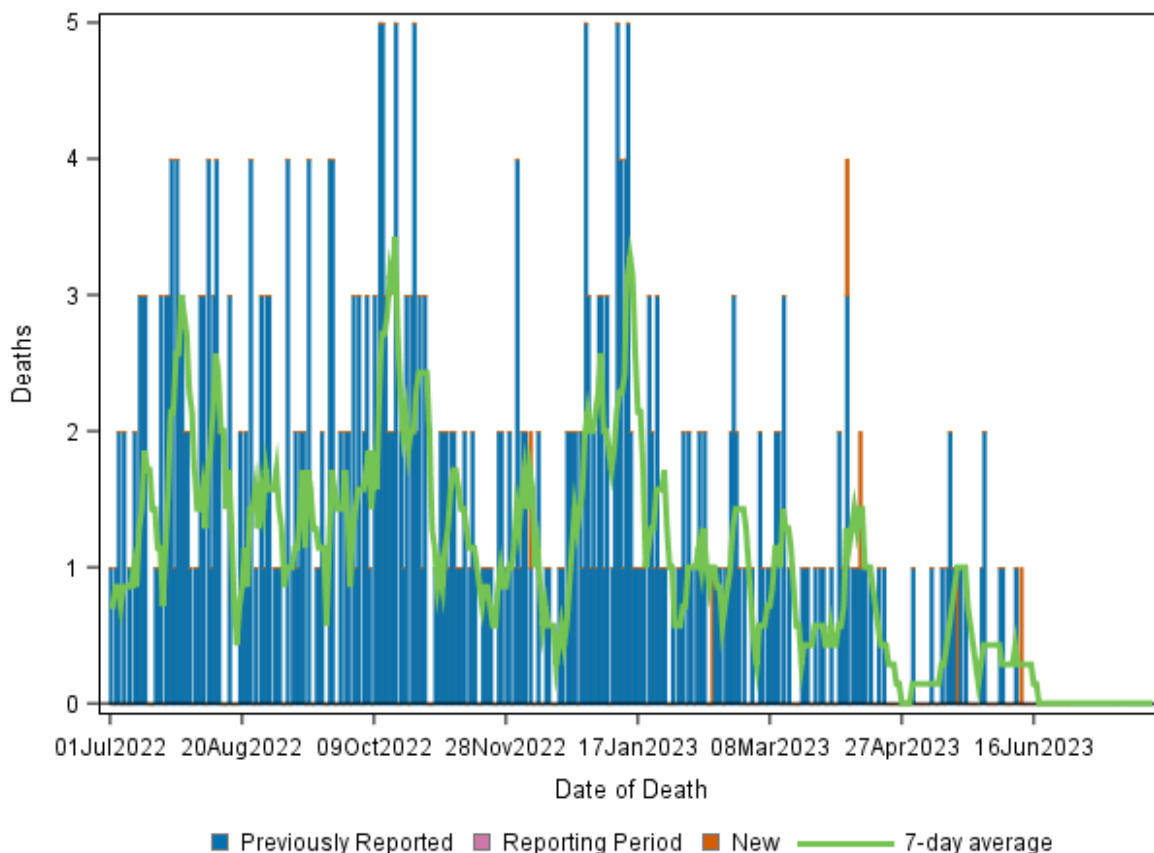


Data source: PPHLN, Meditech and STAR

Notes:

- **Previously Reported** refers to hospitalizations that were included in previous COVID-19 monthly reports.
- **Reporting Period** refers to new hospitalizations that occurred within the current monthly reporting period.
- **New** refers to hospitalizations that occurred prior to the current monthly reporting period but were not included in prior reports due to lags in notification.

Figure 4: Number and seven-day moving average of COVID-19 deaths, 1 July 2022 to 31 July 2023 (N=410)



Data source: Panorama

Notes:

- **Previously Reported** refers to deaths that were included in previous COVID-19 monthly reports.
- **Reporting Period** refers to new deaths that occurred within the current monthly reporting period.
- **New** refers to deaths that occurred prior to the current monthly reporting period but were not included in prior reports due to lags in notification.

Novel Coronavirus (COVID-19)

Table 1: PCR positive results, hospitalizations and deaths

	Number in reporting month	Number in previous month	Change from last month	Totals since 1 July 2022	Age range (years)	Median age (years)	Median LoS (days)
PCR Positives	260	471	-211	39261	0 - 110	57	n/a
Hospitalizations	35	65	-30	1851	0 - 102	75	7.0
Deaths	0	9	-9	410	14 - 107	84	n/a

Data Sources: PCR positive results – Provincial Public Health Lab Network; Hospitalizations – PPHLN, Meditech, STAR; Deaths – Panorama

*Notes:

- Laboratory tests used to confirm the diagnosis of COVID-19 are PCR (polymerase chain reaction) tests.

Table 2: Hospitalization* and death rates by age group, 1 July 2022 to 31 July 2023

	Number	Crude rate per 100K	Relative Risk
Hospitalizations			
<18 years	28	16.9	0.6
18-49 years**	102	26.8	1.0
50-69 years	468	161.4	6.0
70+ years	1253	794.8	29.6
Deaths			
<50 years	3	0.5	0.0
50-69 years**	32	11.0	1.0
70+ years	375	237.9	21.6

Data sources: Hospitalizations - PPHLN, Meditech and STAR; Deaths – Panorama; Denominator - Statistics Canada
Notes:

- * Hospitalizations for individuals missing age are excluded from analyses (counts, crude rates, relative risk).
- ** Denotes reference category. All risks are presented in comparison to the reference category. Comparisons are made by dividing the age-specific rates in the age category of interest to the age-specific rates in the reference category.

Table 3: Age-adjusted hospitalization* and death rates by vaccine status, 1 July 2022 to 31 July 2023

Vaccination Status	Number	Crude Rate per 100k Person-Years	Age-Adjusted Rate per 100k Person-Years
Hospitalizations			
Primary Series Incomplete	239	118.2	325.6
Primary Series Complete (not boosted)	267	88.1	229.1
Boosted (last dose >168 days prior)	725	193.9	164.3
Boosted (≤168 days prior)	620	324.8	188.3
Deaths			
Primary Series Incomplete	47	23.2	78.0
Primary Series Complete (not boosted)	37	12.2	41.5
Boosted (last dose >168 days prior)	149	39.9	34.9
Boosted (≤168 days prior)	177	89.6	36.4

Data sources: Hospitalizations - PPHLN, Meditech and STAR; Deaths – Panorama; Denominator - Statistics Canada

Notes:

- * Hospitalizations for individuals missing age are excluded from analyses (counts, crude rates, age-adjusted rates).
- **Primary series incomplete** refers to those who have one or fewer doses of any COVID-19 vaccine (save for Johnson & Johnson, wherein the initial dose counts as a complete series).
- **Primary series complete** refers to those who have received two doses of any COVID-19 vaccine (or a single dose of Johnson & Johnson) but no subsequent dose.
- **Boosted** refers to those who have completed their primary series and received at least one additional dose of any COVID-19 vaccine.
- The 168 day window is based on the current provincial immunization recommendations:
<https://novascotia.ca/news/release/?id=20220826001>

Table 4: Summary of confirmed and probable COVID-19 cases and outcomes, July 1, 2022 to 31 July 2023

	Province-Wide
Number of cases	39261
Hospitalized (%)	4.7%
ICU (%)	0.7%
Deceased (%)	1.0%

Data sources: PCR positives PPHLN; Hospitalizations Meditech and STAR; Deaths Panorama

Notes:

- PCR testing criteria have changed at various points in the pandemic. Comparisons with historical data should be made with caution.
- Access to PCR tests is restricted to eligible populations as outlined in the following link: <https://www.nshealth.ca/coronavirustesting>.

Data Sources and Notes:

Panorama

- Data are valid to the day of the report at 04:00.
- Data presented in this report contain the information available at the time of data extraction. It may be incomplete pending follow-up. As more information becomes available, it will be included in subsequent reports.

Provincial Public Health Laboratory Network

- Data are valid to the day of the report at 05:30.
- Data presented in this report contain the information available at the time of data extraction. It may be incomplete pending follow-up. As more information becomes available, it will be included in subsequent reports.

Meditech and STAR (Nova Scotia Health)

- Data are valid to the day of the report at 04:00.
- Data are based on positive lab results and reflect patients with a valid health card number at the time of testing or admission.
- Data presented in this report contain the information available at the time of data extraction. It may be incomplete pending follow-up. As more information becomes available, it will be included in subsequent reports.

COVID-19 Case Definitions

<https://www.canada.ca/en/public-health/services/diseases/2019-novel-coronavirus-infection/health-professionals/national-case-definition.html>

COVID-19 Hospitalization Definitions

Hospitalization: A person admitted to hospital with a positive PCR for SARS-CoV-2 within 21 days of admission, or up to 3 days post-admission and with no epidemiologic link to the hospital (i.e., excluding nosocomial infection), and excluding specialized service unrelated to COVID-19 (e.g., surgery, obstetrics, etc).

ICU: A person admitted for at least 24 hours to the ICU and with a positive PCR for SARS-CoV-2 within 21 days prior to ICU admission or anytime after hospital admission.