

## IN SUMMARY...

<b>Activity levels**</b>
<ul style="list-style-type: none"> <li>Zones 1, 3 &amp; 4 are reporting localized activity and Zone 2 has sporadic activity.</li> <li>There have been 5 new influenza outbreaks reported for this week.</li> </ul>
<b>Laboratory-confirmed cases***</b>
<ul style="list-style-type: none"> <li>There were 22 influenza A cases and 7 influenza B cases reported this week. There have been 62 laboratory confirmed cases of Influenza A and 10 laboratory confirmed cases of influenza B reported during the 2017-2018 influenza season.</li> <li>Positive test results were received for mycoplasma pneumoniae, parainfluenza and RSV.</li> </ul>
<b>Severity</b>
<ul style="list-style-type: none"> <li>There have been 7 ICU admissions and 1 influenza death*** of laboratory confirmed influenza during the 2017-2018 influenza season.</li> </ul>
<b>Syndromic surveillance</b>
<ul style="list-style-type: none"> <li>The average ILI rate for Nova Scotia during this reporting period was 1.1.</li> <li><b>100%</b> of emergency rooms reported ILI data during this reporting period.</li> </ul>

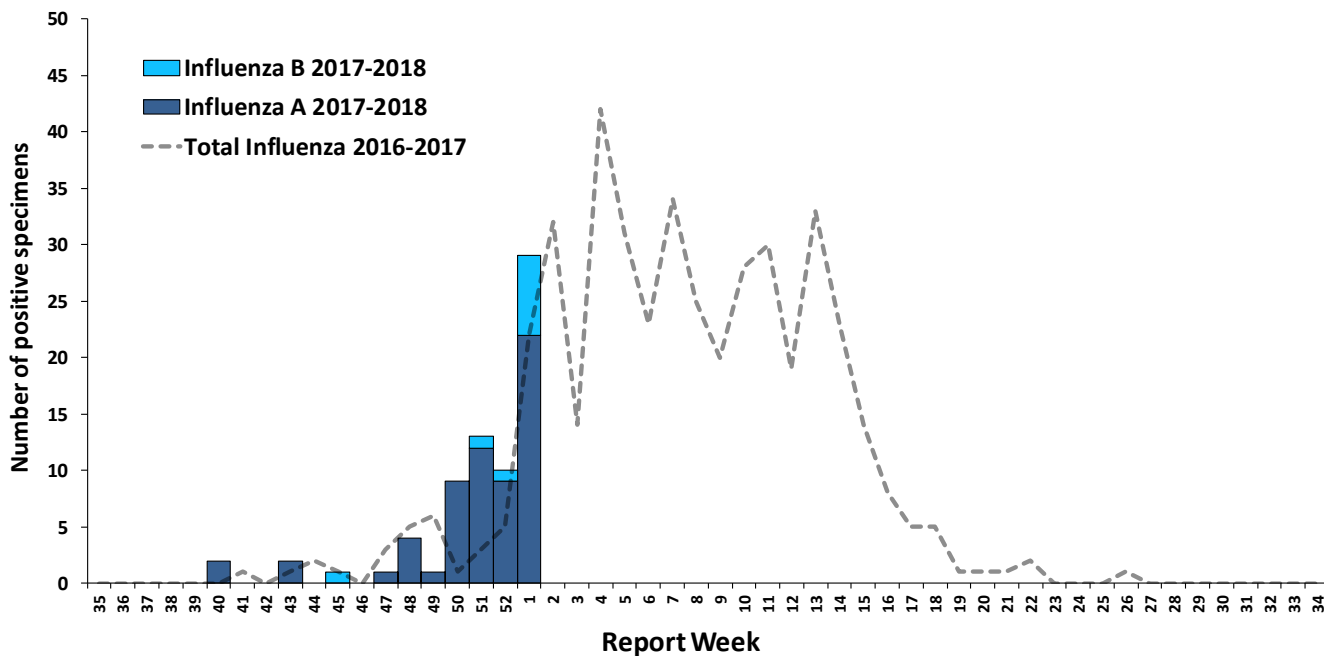
**Notes:** \*Reporting weeks run from Sunday to Saturday. The 2017-2018 influenza season is defined using PHAC's influenza surveillance weeks. This year runs from August 27, 2017 (Week 35) to August 25, 2018 (Week 34);

\*\*Activity level data is obtained from CNPHI, see appendix for definitions;

\*\*\*Deaths include individuals with a positive influenza test result, influenza may not have been the major contributing cause of death or hospitalization.

## LABORATORY-CONFIRMED INFLUENZA CASES

Figure 1: Number of laboratory confirmed influenza cases by report week, 2017-2018 season, with trend-line comparison to 2016-2017 season, Nova Scotia



**Table 1: Number of laboratory-confirmed influenza cases by zone, current week and cumulative 2017-2018 season in Nova Scotia**

ZONE	CURRENT WEEK			CUMULATIVE 2017-2018		
	TOTAL	INFLUENZA A	INFLUENZA B	TOTAL	INFLUENZA A	INFLUENZA B
Western	12	11	1	24	23	1
Northern	1	0	1	2	1	1
Eastern	2	2	0	17	15	2
Central	14	9	5	29	23	6
<b>Nova Scotia Total</b>	<b>29</b>	<b>22</b>	<b>7</b>	<b>72</b>	<b>62</b>	<b>10</b>

**Table 2: Number of laboratory-confirmed influenza cases by age group, current week and cumulative 2017-2018 season in Nova Scotia**

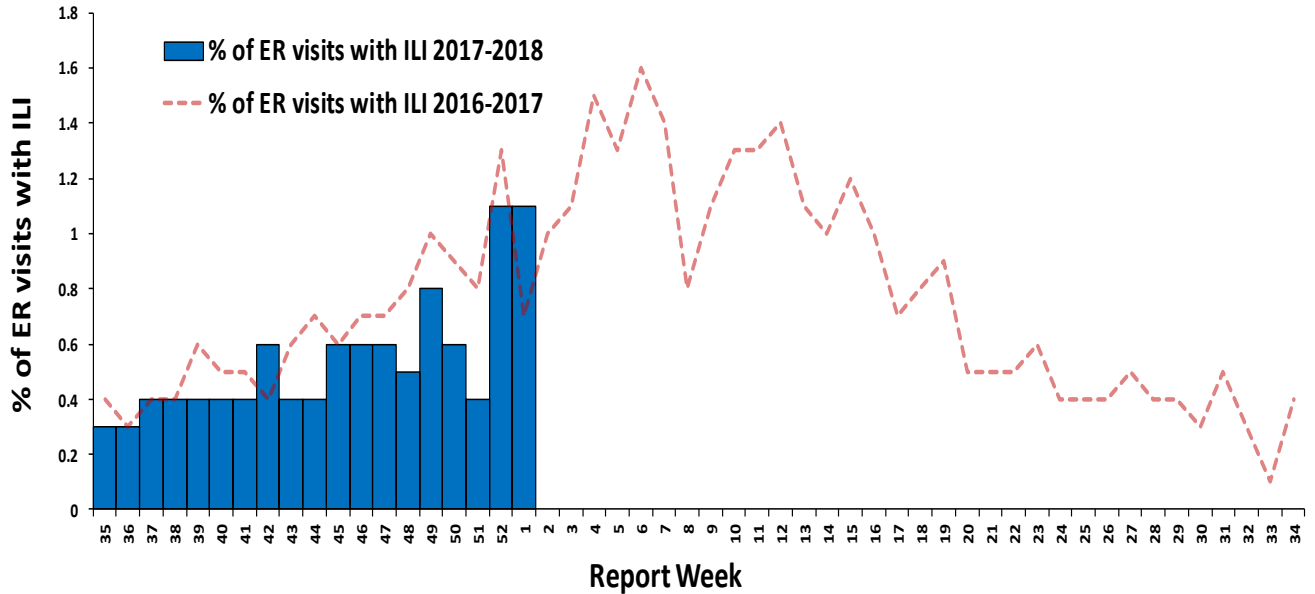
AGE	CURRENT WEEK			CUMULATIVE 2017-2018		
	TOTAL	INFLUENZA A	INFLUENZA B	TOTAL	INFLUENZA A	INFLUENZA B
0-4	0	0	0	1	1	0
5-19	0	0	0	0	0	0
20-44	2	2	0	3	3	0
45-64	4	2	2	10	8	2
65+	23	18	5	58	50	8
<b>Nova Scotia Total</b>	<b>29</b>	<b>22</b>	<b>7</b>	<b>72</b>	<b>62</b>	<b>10</b>

**Table 3: Hospitalizations, ICU admissions and deaths for influenza positive patients, current week and cumulative, 2017-2018 season, Nova Scotia**

	CURRENT WEEK			CUMULATIVE 2017-2018		
	TOTAL	INFLUENZA A	INFLUENZA B	TOTAL	INFLUENZA A	INFLUENZA B
Hospitalized	14	9	5	32	25	7
Hospitalized - ICU	2	2	0	7	7	0
Deceased*	0	0	0	1	1	0
<b>Nova Scotia Total</b>	<b>16</b>	<b>11</b>	<b>5</b>	<b>40</b>	<b>33</b>	<b>7</b>

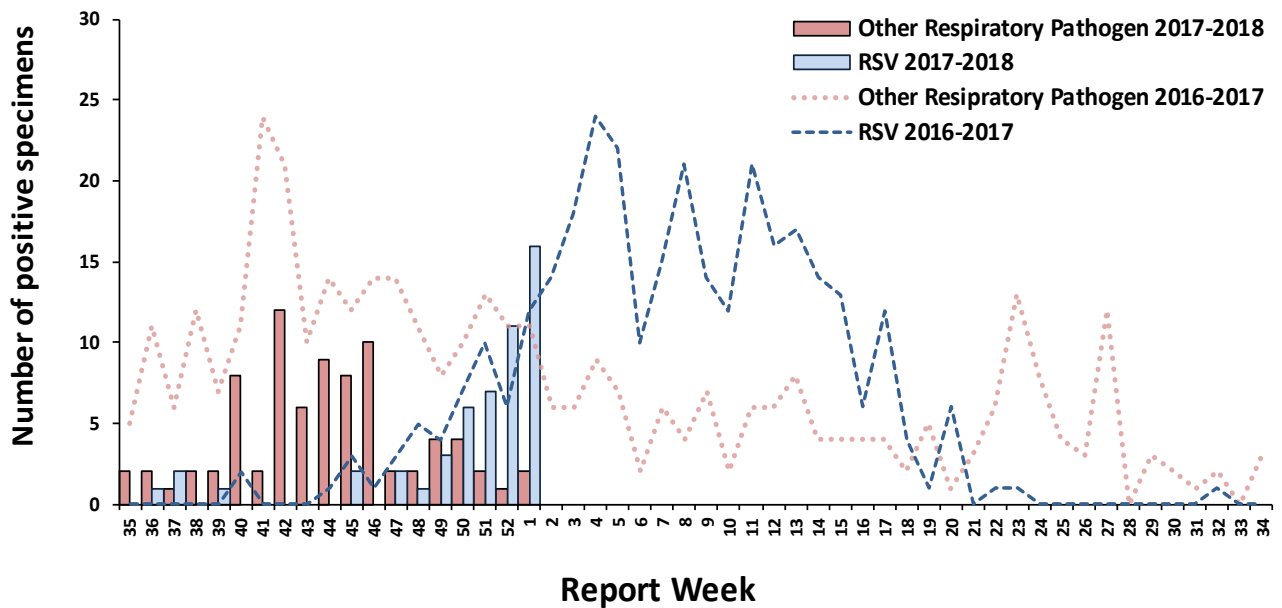
## SYNDROMIC SURVEILLANCE

Figure 2: Percentage of emergency room visits due to ILI by report week, 2017-2018 season, with trend-line comparison to 2016-2017 season, Nova Scotia



## OTHER RESPIRATORY PATHOGENS

Figure 3: Number of positive specimens tested for other respiratory pathogens\* and RSV by report week, 2017-2018 season, with trend-line comparison to 2016-2017 season, Nova Scotia



\* Other respiratory pathogen includes Adenovirus, Bocavirus, Chlamydomphila pneumonia, Coronavirus, Enterovirus, Metapneumovirus, Mycoplasma pneumoniae, Parainfluenza, Pertussis, Rhinovirus.  
Note that data for this figure is obtained from provincial laboratories.

**Table 4: Number of positive RSV specimens by age group, 2017-2018 season, Nova Scotia**

AGE GROUP	2017-2018
0-5 months	16
6-11 months	7
12-23 months	9
2-5 years	10
6-15 years	2
16-65 years	0
65+ years	8
<b>Nova Scotia Total</b>	<b>52</b>

**Table 5: Number of positive specimens tested for other respiratory pathogens, current report week and cumulative season, Nova Scotia, 2017–2018**

PATHOGEN	CURRENT WEEK (n positive)	CUMULATIVE 2017-2018
Adenovirus	0	3
Bocavirus	0	2
Chlamydomphila pneumoniae	0	1
Coronavirus	0	0
Enterovirus	0	1
Metapneumovirus	0	2
Mycoplasma pneumoniae	1	14
Parainfluenza	1	6
Pertussis	0	1
Respiratory Syncytial Virus	16	52
Rhinovirus	0	51

## APPENDIX: DEFINITIONS USED IN INFLUENZA SURVEILLANCE, AND USEFUL LINKS, 2017-2018

### ACRONYM LIST

**CNPHI** Canadian Network for Public Health Intelligence

**ICU** Intensive care unit

**ILI** Influenza-like illness

**RSV** Respiratory syncytial virus

### MANAGEMENT ZONES

**Zone 1** – Western

**Zone 2** – Northern

**Zone 3** – Eastern

**Zone 4** – Central

### ILI CASE DEFINITION

Acute onset of respiratory illness with fever and cough and with one or more of the following – sore throat, arthralgia, myalgia or prostration which is likely due to influenza. In children under 5, gastrointestinal symptoms may also be present. In patients under 5 or 65 and older, fever may not be prominent.

### NATIONAL FLUWATCH DEFINITIONS FOR INFLUENZA ACTIVITY LEVELS

<b>No activity</b>	No laboratory-confirmed influenza detections in the reporting week, however, sporadically occurring ILI* may be reported
<b>Sporadic</b>	Sporadically occurring ILI* and lab confirmed influenza detection(s) with <b>no outbreaks</b> detected within the influenza surveillance region
<b>Localized</b>	(1) Evidence of increased ILI* and (2) lab confirmed influenza detection(s) together with (3) outbreaks occurring in schools, hospitals, residential institutions and/or other types of facilities occurring in less than 50% of the influenza surveillance region
<b>Widespread</b>	(1) Evidence of increased ILI* and (2) lab confirmed influenza detection(s) together with (3) outbreaks occurring in schools, hospitals, residential institutions and/or other types of facilities occurring in greater than or equal to 50% of the influenza surveillance region

### LINKS TO OTHER WEEKLY INFLUENZA REPORTING BODIES

Canada: <http://www.phac-aspc.gc.ca/fluwatch/>

World: [https://www.who.int/influenza/surveillance\\_monitoring/updates/latest\\_update\\_GIP\\_surveillance/en/index.html](https://www.who.int/influenza/surveillance_monitoring/updates/latest_update_GIP_surveillance/en/index.html)

US: [www.cdc.gov/flu/weekly](http://www.cdc.gov/flu/weekly)