

In Summary...

Activity levels**
<ul style="list-style-type: none"> There is no activity in the province.
Laboratory-confirmed cases*
<ul style="list-style-type: none"> There were no new cases of Influenza during this reporting period. There have been 0 laboratory confirmed cases of Influenza A and 0 laboratory confirmed cases of Influenza B reported during the 2020-2021 influenza season. Positive results were found for Enterovirus/Rhinovirus.
Severity
<ul style="list-style-type: none"> There have been 0 ICU admissions in adults and 0 ICU admissions in children (age group 0-19 years). There have been 0 deaths*** of laboratory confirmed influenza during the 2020-2021 influenza season in adults. There have been 0 deaths*** of laboratory confirmed influenza in children (age group 0-19 years).
Novel Coronavirus (COVID-19)
<ul style="list-style-type: none"> For the most recent numbers for COVID-19 please refer to https://novascotia.ca/coronavirus/#cases
Syndromic surveillance
<ul style="list-style-type: none"> The ILI rate for Nova Scotia during this reporting period is 0.2.

Notes: *Reporting weeks run from Sunday to Saturday. The 2020-2021 influenza season is defined using PHAC's influenza surveillance weeks. This year runs from August 23, 2020 (Week 35) to August 28, 2021 (Week 34);

**Activity level data is obtained from CNPHI, see appendix for definitions.

***Deaths include individuals with a positive influenza test result, influenza may not have been the major contributing cause of death or hospitalization.

LABORATORY-CONFIRMED INFLUENZA CASES

Figure 1: Number of laboratory confirmed influenza cases by report week, 2020-2021 season, with trend-line comparison to 2019-2020 season, Nova Scotia

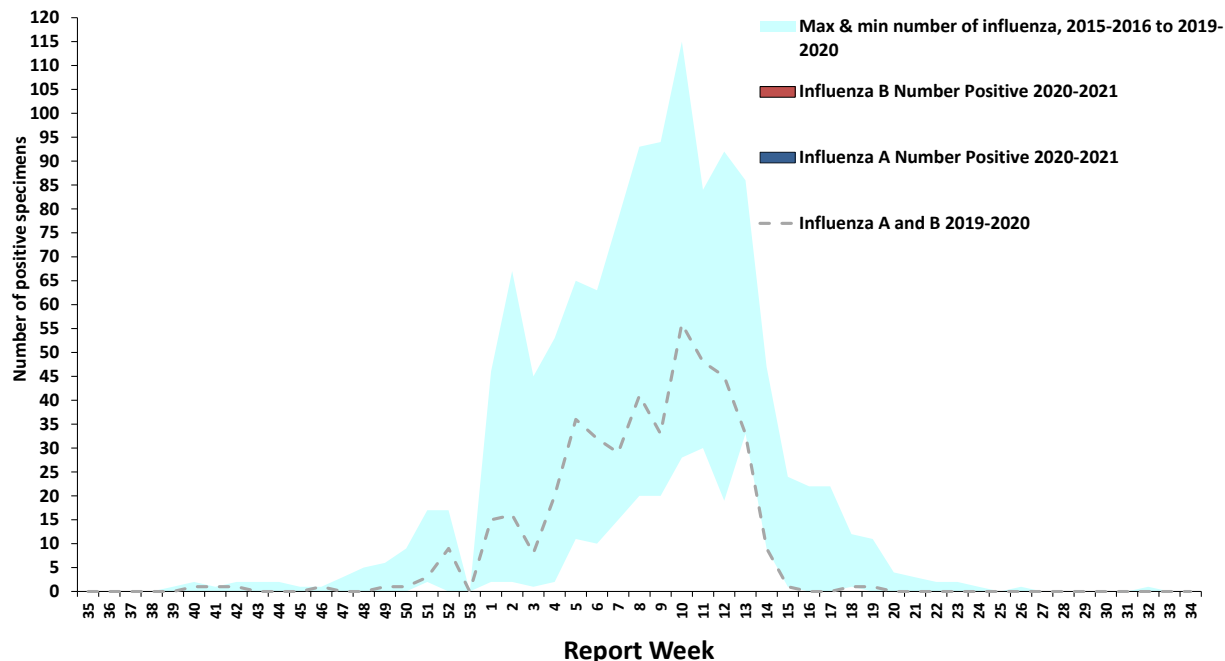


Table 1: Number of laboratory-confirmed influenza cases by zone, current week and cumulative 2020-2021 season in Nova Scotia

ZONE	CURRENT WEEK			CUMULATIVE 2020-2021		
	TOTAL	INFLUENZA A	INFLUENZA B	TOTAL	INFLUENZA A	INFLUENZA B
Western	0	0	0	0	0	0
Northern	0	0	0	0	0	0
Eastern	0	0	0	0	0	0
Central	0	0	0	0	0	0
Nova Scotia Total	0	0	0	0	0	0

Table 2: Number of laboratory-confirmed influenza cases by age group, current week and cumulative 2020-2021 season in Nova Scotia

AGE	CURRENT WEEK			CUMULATIVE 2020-2021		
	TOTAL	INFLUENZA A	INFLUENZA B	TOTAL	INFLUENZA A	INFLUENZA B
0-4	0	0	0	0	0	0
5-19	0	0	0	0	0	0
20-44	0	0	0	0	0	0
45-64	0	0	0	0	0	0
65+	0	0	0	0	0	0
Nova Scotia Total	0	0	0	0	0	0

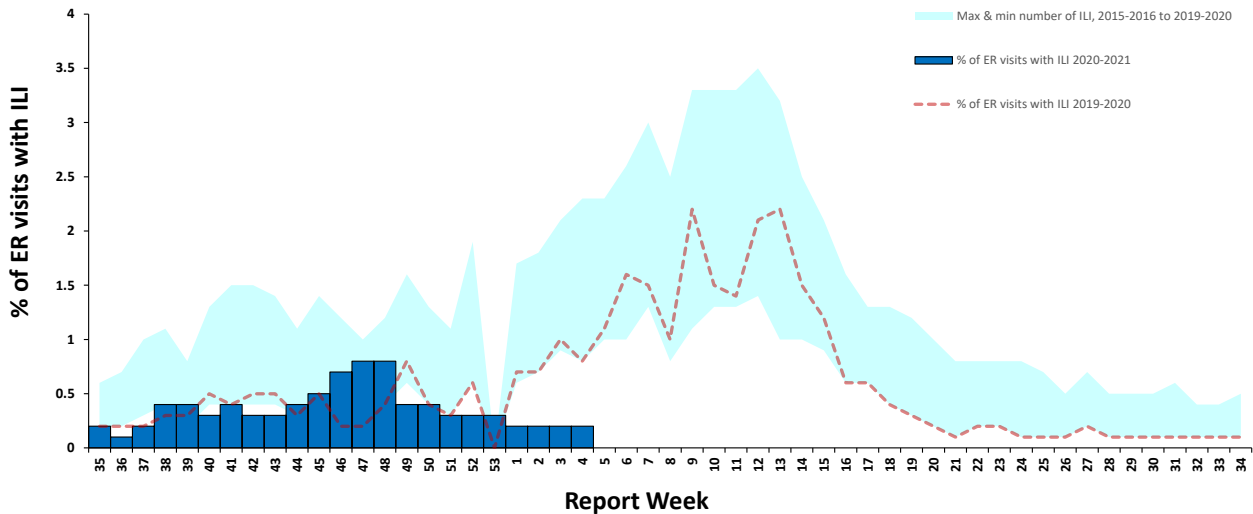
Table 3: Hospitalizations, ICU admissions and deaths for influenza positive patients, current week and cumulative, 2020-2021 season, Nova Scotia

	CURRENT WEEK			CUMULATIVE 2020-2021		
	TOTAL	INFLUENZA A	INFLUENZA B	TOTAL	INFLUENZA A	INFLUENZA B
Hospitalized	0	0	0	0	0	0
Hospitalized - ICU	0	0	0	0	0	0
Deceased*	0	0	0	0	0	0
Nova Scotia Total	0	0	0	0	0	0

*Deaths include individuals with a positive influenza test result, influenza may not have been the major contributing cause of death or hospitalization.

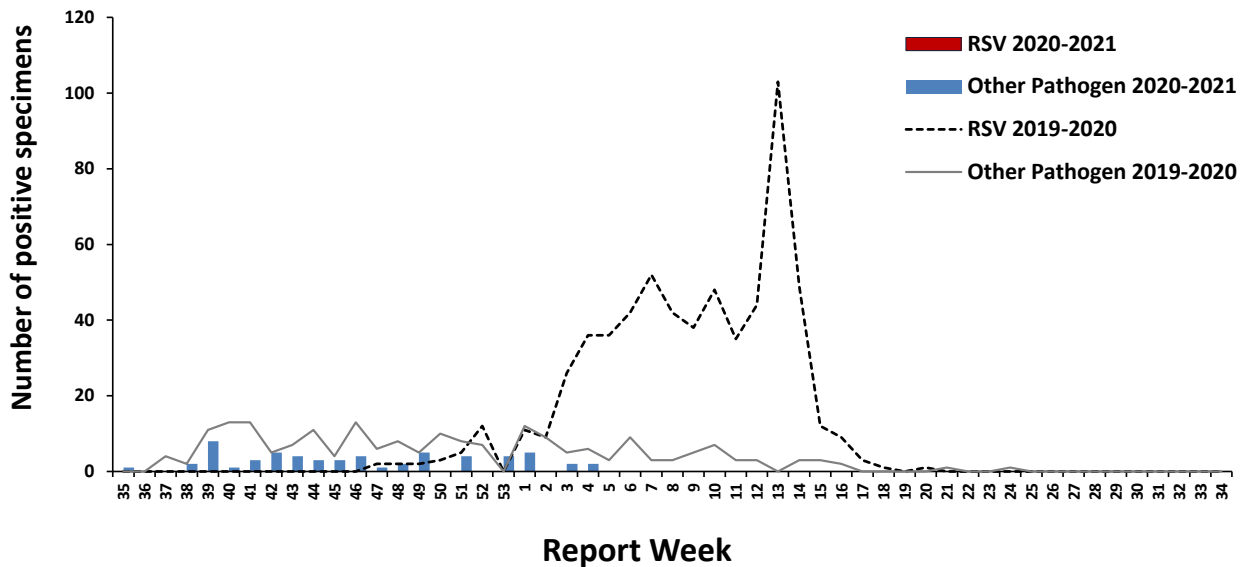
SYNDROMIC SURVEILLANCE

Figure 2: Percentage of emergency room visits due to ILI by report week, 2020-2021 season, with trend-line comparison to 2019-2020 season, Nova Scotia



OTHER RESPIRATORY PATHOGENS

Figure 3: Number of positive specimens tested for other respiratory pathogens* and RSV by report week, 2020-2021 season, with trend-line comparison to 2019-2020 season, Nova Scotia



* Other respiratory pathogen includes Adenovirus, Bocavirus, Chlamydomphila pneumonia, Coronavirus, Enterovirus, Metapneumovirus, Mycoplasma pneumoniae, Parainfluenza, Pertussis, Rhinovirus.
 Note that data for this figure is obtained from provincial laboratories.

Table 4: Number of positive RSV specimens by age group, 2020-2021 season, Nova Scotia

AGE GROUP	2020-2021
0-5 months	0
6-11 months	0
12-23 months	0
2-5 years	0
6-15 years	0
16-65 years	0
65+ years	0
Nova Scotia Total	0

Table 5: Number of positive specimens tested for other respiratory pathogens, current report week and cumulative season, Nova Scotia, 2020–2021

Pathogen	CURRENT WEEK (n positive)	CUMULATIVE 2020-2021
Adenovirus	0	6
Bocavirus	0	0
Chlamydophila pneumoniae	0	0
Coronavirus*	0	0
Enterovirus/Rhinovirus	2	53
Metapneumovirus	0	0
Mycoplasma pneumoniae	0	0
Parainfluenza	0	0
Pertussis	0	0
Respiratory Syncytial Virus	0	0

**EXCLUDES novel coronavirus 2019-nCoV*

Week 4 (January 24, 2021 to January 30, 2021)

APPENDIX: DEFINITIONS USED IN INFLUENZA SURVEILLANCE, AND USEFUL LINKS, 2020-2021

ACRONYM LIST

CNPHI	Canadian Network for Public Health Intelligence
ICU	Intensive care unit
ILI	Influenza-like illness
RSV	Respiratory syncytial virus

ILI CASE DEFINITION

Acute onset of respiratory illness with fever and cough and with one or more of the following – sore throat, arthralgia, myalgia or prostration which is likely due to influenza. In children under 5, gastrointestinal symptoms may also be present. In patients under 5 or 65 and older, fever may not be prominent.

NATIONAL FLUWATCH DEFINITIONS FOR INFLUENZA ACTIVITY LEVELS

No activity	No laboratory-confirmed influenza detections in the reporting week, however, sporadically occurring ILI* may be reported
Sporadic	Sporadically occurring ILI* and lab confirmed influenza detection(s) with no outbreaks detected within the influenza surveillance region
Localized	(1) Evidence of increased ILI* and (2) lab confirmed influenza detection(s) together with (3) outbreaks occurring in schools, hospitals, residential institutions and/or other types of facilities occurring in less than 50% of the influenza surveillance region
Widespread	(1) Evidence of increased ILI* and (2) lab confirmed influenza detection(s) together with (3) outbreaks occurring in schools, hospitals, residential institutions and/or other types of facilities occurring in greater than or equal to 50% of the influenza surveillance region

LINKS TO OTHER WEEKLY INFLUENZA REPORTING BODIES

Canada: <http://www.phac-aspc.gc.ca/fluwatch/>
World: https://www.who.int/influenza/surveillance_monitoring/updates/latest_update_GIP_surveillance/en/index.html
US: www.cdc.gov/flu/weekly