

Highlights¹

The 2023-2024 season runs from August 27, 2023 to August 24, 2024

Activity levels
<ul style="list-style-type: none"> The number of influenza PCR positives declined this week compared to last week. The number of COVID-19 PCR positives remained stable this week compared to last week and remains lower than during the same time period in 2022/23. The number of RSV PCR positives declined this week compared to last week.
Laboratory-confirmed cases
<ul style="list-style-type: none"> Influenza: <ul style="list-style-type: none"> There were 34 new cases of Influenza A and 45 new cases of Influenza B reported during week 17; there have been 2689 cases of Influenza A and 521 cases of Influenza B reported since the start of the 2023-2024 season. COVID-19: <ul style="list-style-type: none"> There were 79 new cases of COVID-19 reported during week 17; there have been 7824 laboratory confirmed cases of COVID-19 since the start of the 2023-2024 season. RSV: <ul style="list-style-type: none"> There were 7 new cases of RSV reported during week 17; there have been 1460 laboratory confirmed cases of RSV since the start of the 2023-2024 season.
Severity
<ul style="list-style-type: none"> Influenza: <ul style="list-style-type: none"> During the 2023-2024 season there have been: <ul style="list-style-type: none"> 525 hospitalizations (non-ICU) 42 ICU admissions 67 deaths COVID-19: <ul style="list-style-type: none"> During the 2023-2024 season there have been: <ul style="list-style-type: none"> 788 hospitalizations (non-ICU) 88 ICU admissions 213 deaths
Outbreaks
<ul style="list-style-type: none"> There were 4 new long term care facility outbreaks declared in this reporting period: <ul style="list-style-type: none"> 1 influenza 3 COVID-19 0 RSV
Syndromic surveillance
<ul style="list-style-type: none"> The percentage of emergency department visits for influenza like illness (ILI) was 0.7% during this reporting period.

¹ See Appendix for data notes.

INFLUENZA

Figure 1: Laboratory-confirmed influenza cases by week (N=3210), 2023-2024 season, with comparison to previous seasons, Nova Scotia²

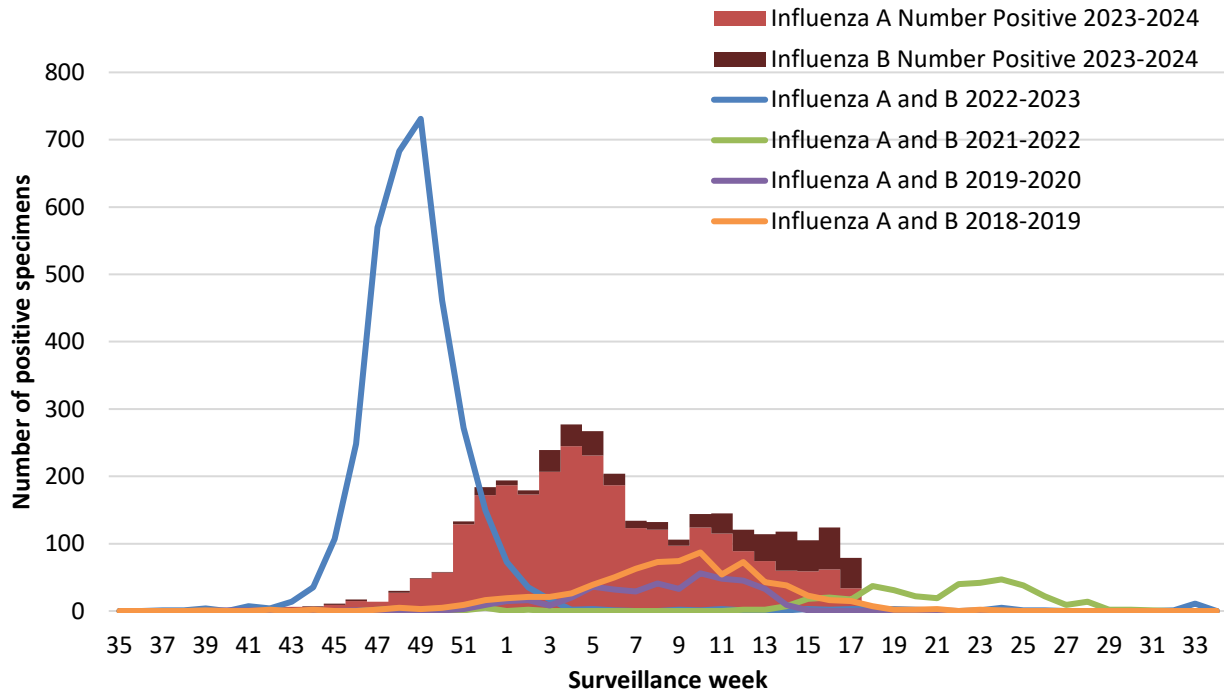


Table 1: Number of laboratory-confirmed influenza cases by zone, current reporting period and cumulative 2023-2024 season, Nova Scotia³

ZONE	CURRENT PERIOD			CUMULATIVE 2023-2024		
	INFLUENZA A	INFLUENZA B	TOTAL	INFLUENZA A	INFLUENZA B	TOTAL
Western	4	5	9	551	47	598
Northern	8	27	35	782	212	994
Eastern	15	4	19	653	182	835
Central	7	9	16	703	80	783
Nova Scotia Total	34	45	79	2689	521	3210

² There were no reported influenza cases during the 2020-2021 season.

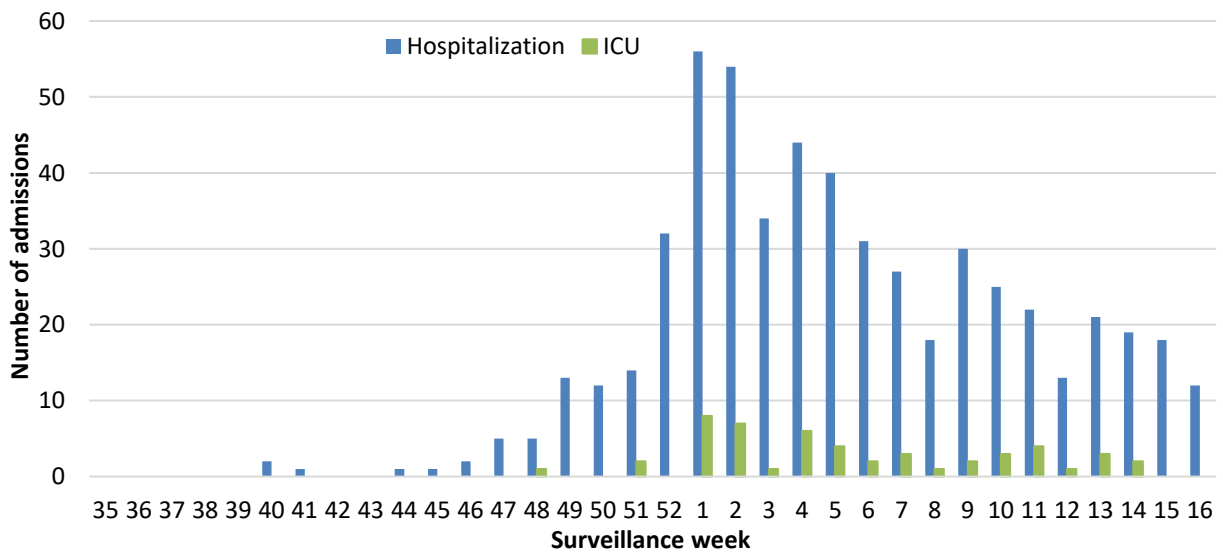
³ Influenza case data are continuously entered and cleaned. Past-week data may be modified.

Week 17 (April 21, 2024 to April 27, 2024)

Table 2: Number of laboratory-confirmed influenza cases by age group, current reporting period and cumulative 2023-2024 season, Nova Scotia

AGE (YEARS)	CURRENT PERIOD			CUMULATIVE 2023-2024		
	INFLUENZA A	INFLUENZA B	TOTAL	INFLUENZA A	INFLUENZA B	TOTAL
0-4	1	3	4	276	50	326
5-19	5	20	25	332	250	582
20-44	2	14	16	463	155	618
45-64	10	6	16	651	41	692
65+	16	2	18	967	25	992
Nova Scotia Total	34	45	79	2689	521	3210

Figure 2. Number of influenza hospitalizations and ICU admissions by week, 2023-2024 season, Nova Scotia⁴



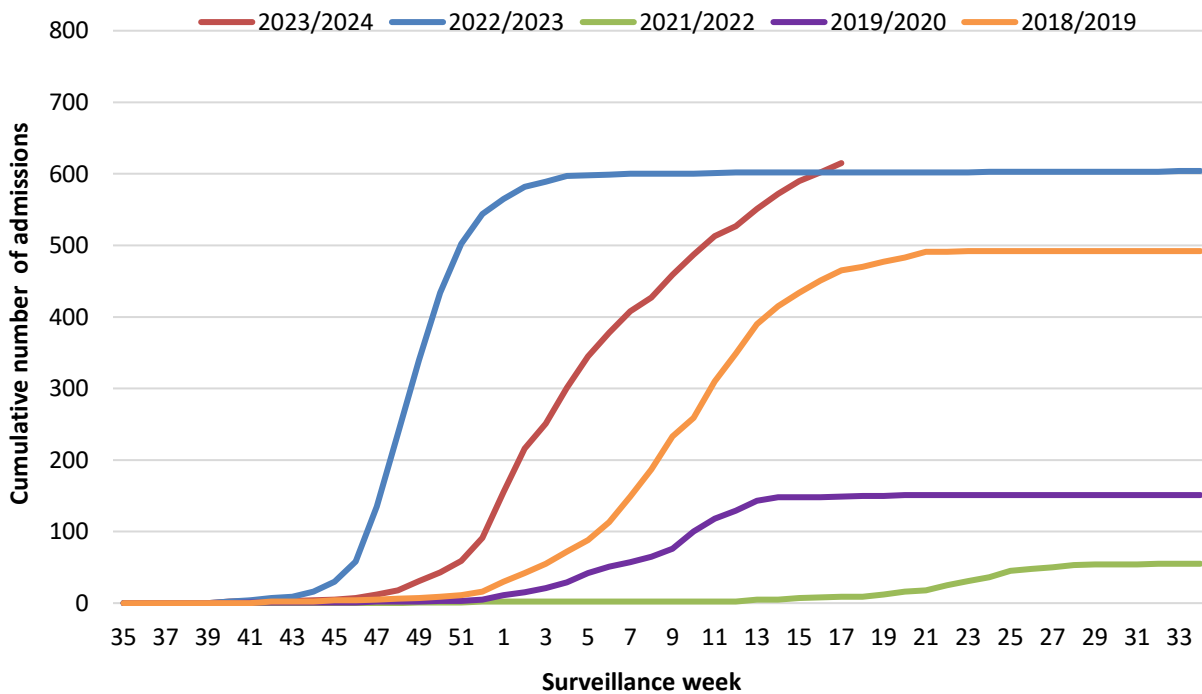
⁴ Due to influenza outcome reporting cycles, a data delay prevents reporting on the most recent surveillance week. If a case is hospitalized and moves to ICU in the same reporting week, they will appear in both the hospitalization and ICU columns for that week.

Week 17 (April 21, 2024 to April 27, 2024)

Table 3: Hospitalizations, ICU admissions, and deaths for influenza positive patients, based on most severe outcome, cumulative counts, 2023-2024 season, Nova Scotia⁵

AGE (years)	CUMULATIVE 2023-2024		
	Hospitalizations	ICU	Deaths
0-4	38	0	1
5-19	44	2	0
20-44	39	5	1
45-64	119	14	5
65+	285	21	60
Nova Scotia Total	525	42	67

Figure 3: Cumulative influenza hospitalizations and ICU admissions, by week, 2023-24 season compared to prior seasons, Nova Scotia⁶



⁵ In this table, only the most severe outcome for a case is included; numbers of hospitalizations and ICU admissions could therefore decline over time, if a person counted in one of those columns moves to a more severe outcome. Influenza outcome data are continuously entered and cleaned. Past-week data may be modified.

⁶ A case can have more than one outcome (e.g., be hospitalized, and later move to the ICU); multiple outcomes per case are counted in graphs showing outcomes by week, where applicable. There were no reported cases of influenza during the 2020-2021 season.

COVID-19

Figure 4: Laboratory-confirmed COVID-19 cases by week (N=7824), 2023-2024 season, with comparison to previous season, Nova Scotia

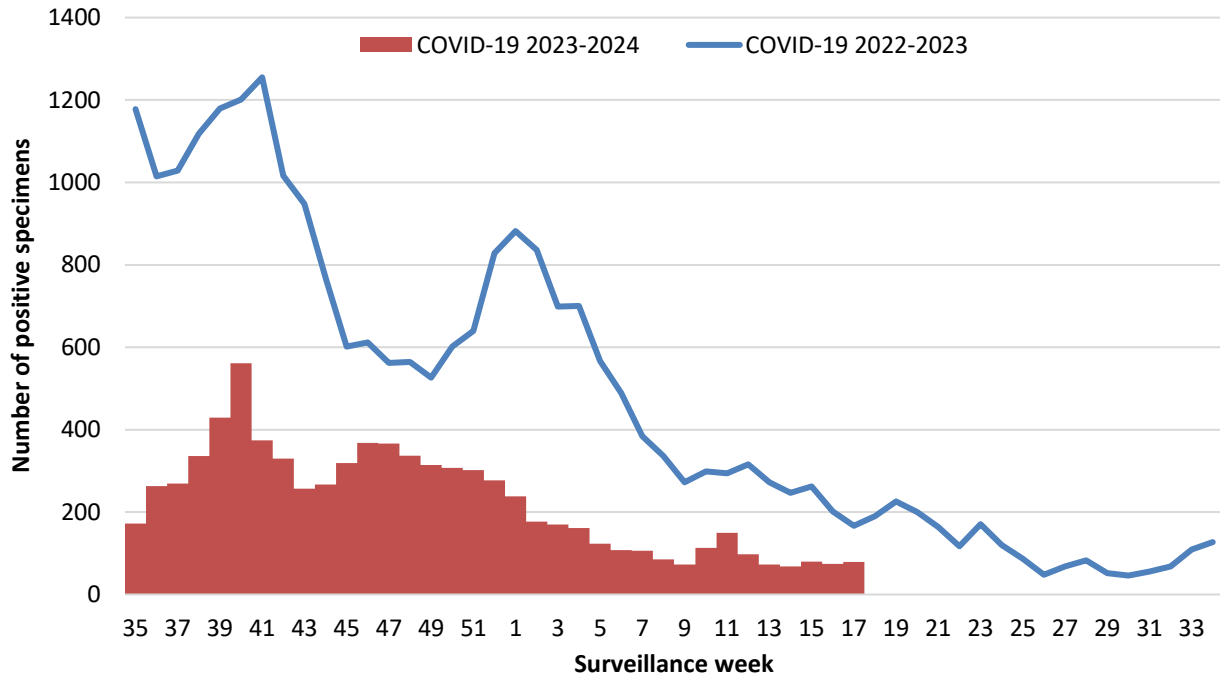


Table 4: Number of laboratory-confirmed COVID-19 cases by zone, current period and cumulative 2023-2024 season, Nova Scotia⁷

ZONE	CURRENT PERIOD	CUMULATIVE 2023-2024
Western	23	1701
Northern	11	1504
Eastern	15	1364
Central	30	3255
Nova Scotia Total	79	7824

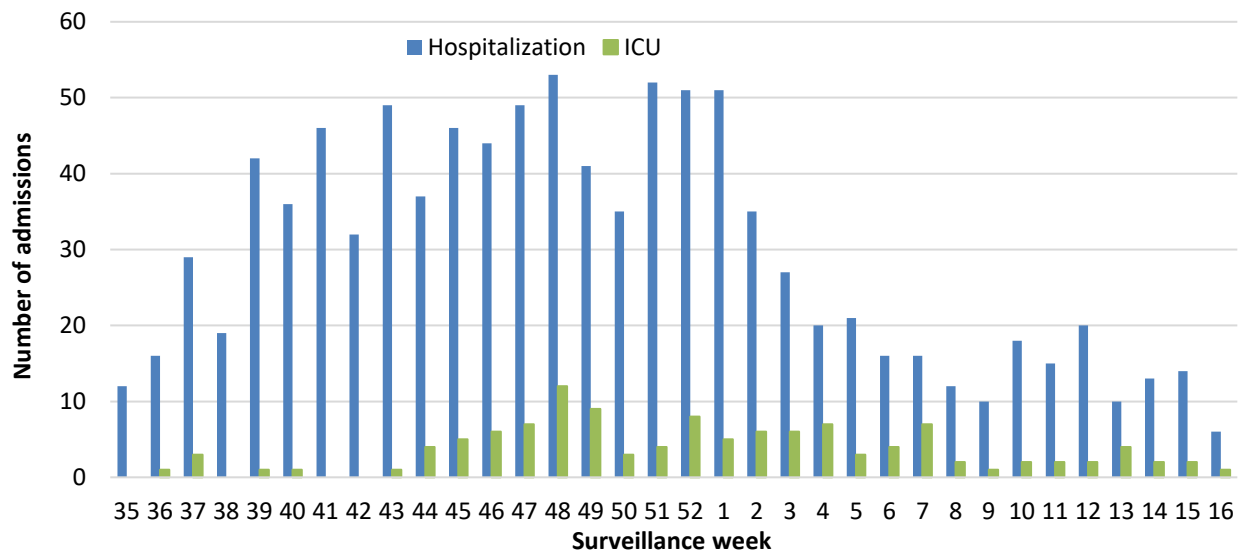
⁷ COVID-19 case data are continuously entered and cleaned. Data from prior weeks may be modified.

Week 17 (April 21, 2024 to April 27, 2024)

Table 5. Number of laboratory-confirmed COVID-19 cases by age group, current period and cumulative 2023-2024 season, Nova Scotia

AGE (YEARS)	CURRENT PERIOD	CUMULATIVE 2023-2024
0-4	3	154
5-19	1	121
20-44	8	1170
45-64	11	1672
65+	56	4707
Nova Scotia Total	79	7824

Figure 5: Number of COVID-19 hospitalizations and ICU admissions by week, 2023-2024 season, Nova Scotia⁸



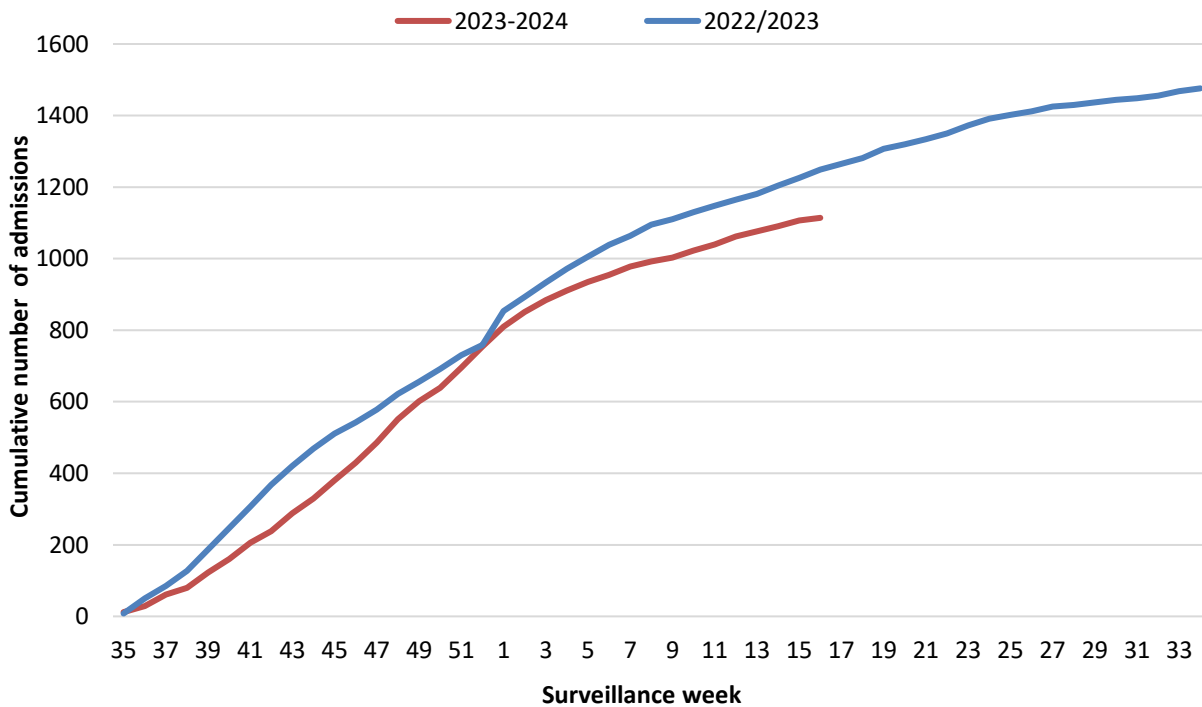
⁸ Due to COVID-19 outcome reporting cycles, a data delay prevents reporting on the most recent surveillance week. If a case is hospitalized and moves to ICU in the same reporting week, they will appear in both the hospitalization and ICU columns for that week.

Week 17 (April 21, 2024 to April 27, 2024)

Table 6: Hospitalizations, ICU admissions, and deaths for COVID-19 positive patients, cumulative counts, 2023-2024 season, Nova Scotia⁹

AGE (years)	CUMULATIVE 2023-2024		
	Hospitalizations	ICU	Deaths
0-4	10	0	0
5-19	7	0	0
20-44	23	7	2
45-64	95	26	9
65+	653	55	202
Nova Scotia Total	788	88	213

Figure 6: Cumulative COVID-19 hospitalizations and ICU admissions, by week, 2023-24 season compared to prior seasons, Nova Scotia¹⁰



⁹ In this table, only the most severe outcome for a case is included; numbers of hospitalizations and ICU admissions could therefore decline over time, if a person counted in one of those columns moves to a more severe outcome. COVID-19 outcome data are continuously entered and cleaned. Data from prior weeks may be modified.

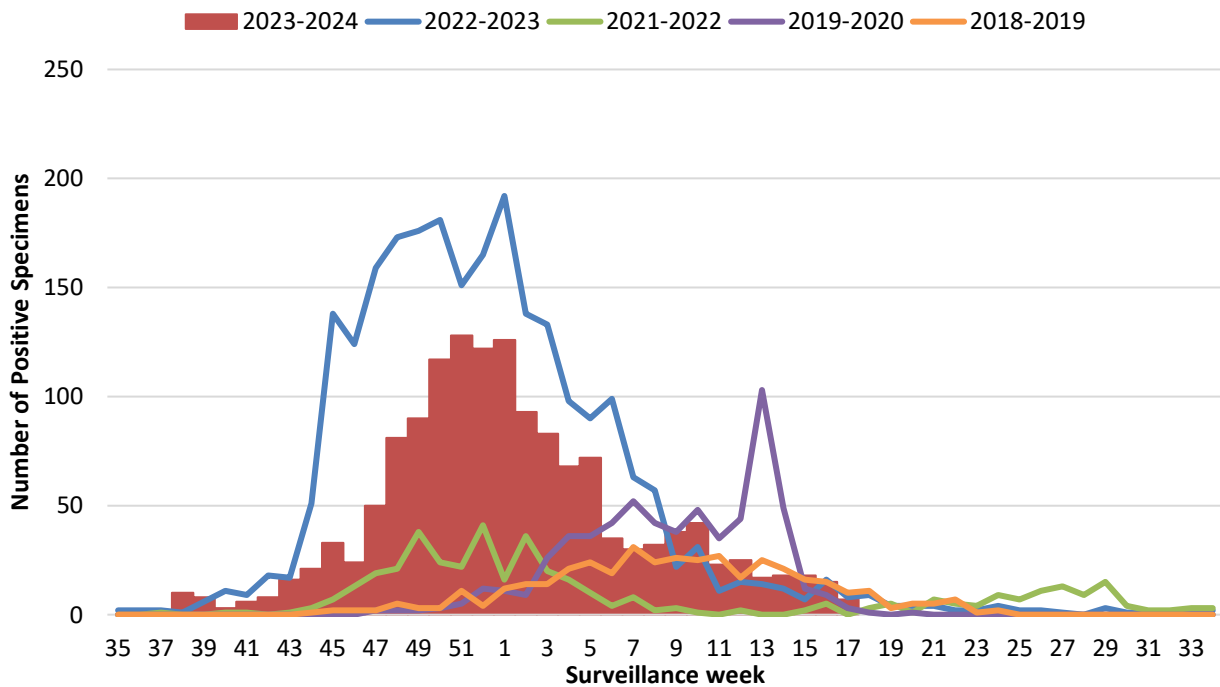
¹⁰ A case can have more than one outcome (e.g., be hospitalized, and later move to the ICU); multiple outcomes per case are counted in graphs showing outcomes by week, where applicable.

RSV

Table 7: Number of laboratory-confirmed RSV cases by age group, current reporting period and cumulative 2023-2024 season, Nova Scotia

AGE (YEARS)	CURRENT PERIOD	CUMULATIVE 2023-2024
0-5 months	0	249
6-11 months	0	84
12-23 months	0	142
2-4 years	1	241
5-19 years	0	93
20-64 years	3	204
65+ years	3	447
Nova Scotia Total	7	1460

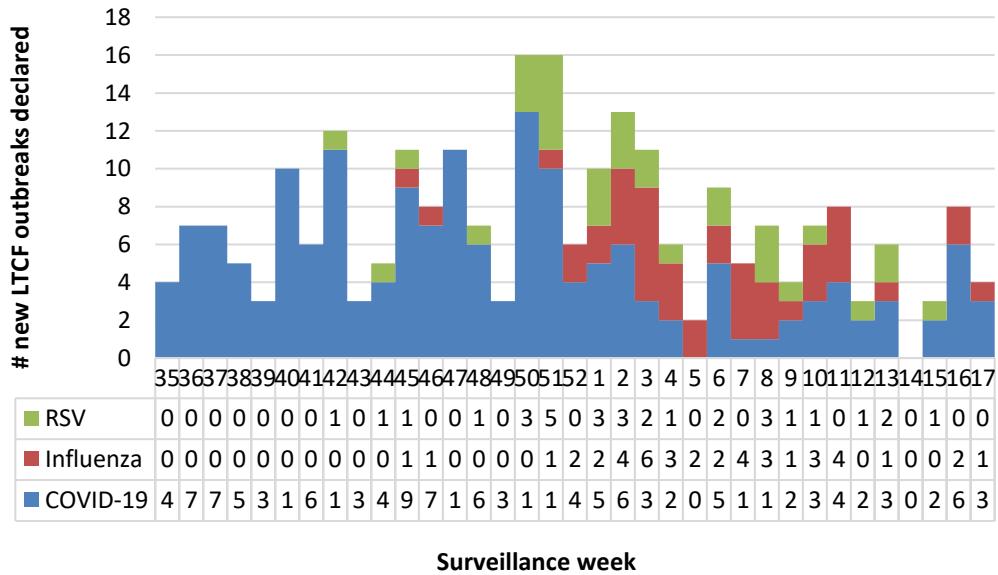
Figure 7: Laboratory-confirmed RSV cases by week (N=1460), 2023-2024 season, with comparison to previous seasons, Nova Scotia¹¹



¹¹ There were no reported RSV cases during the 2020-2021 season. There has been a change in testing methods with the implementation of multiplex respiratory virus PCR. This may increase the number of cases detected.

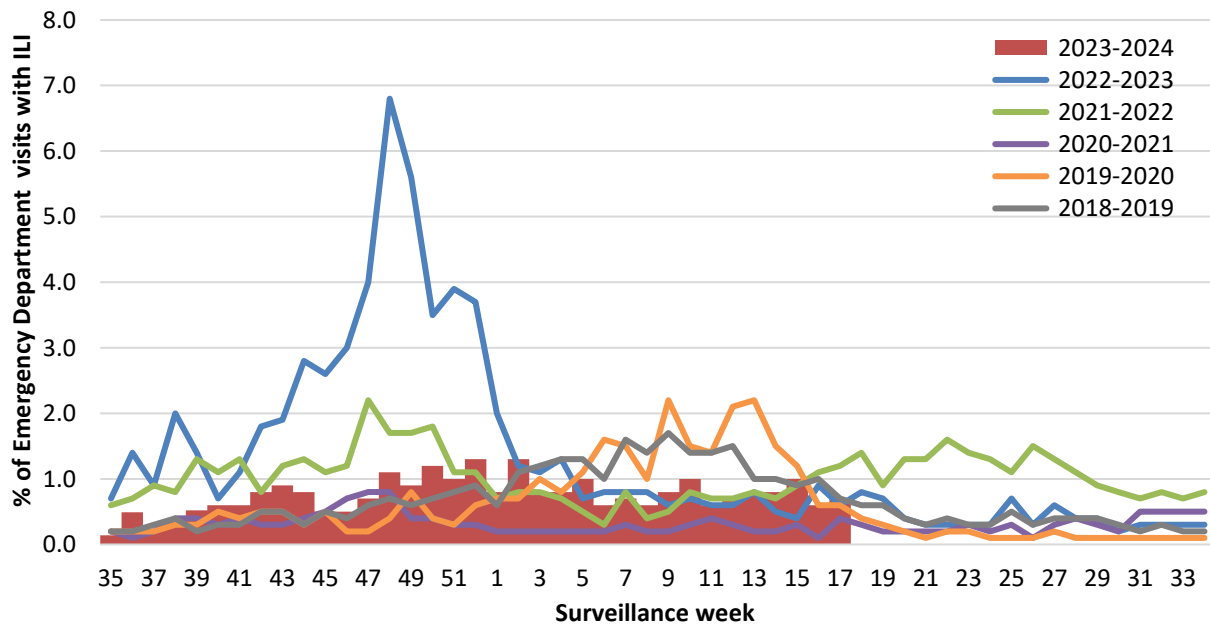
RESPIRATORY OUTBREAKS

Figure 8. Number of new long term care facility respiratory outbreaks by week and respiratory virus (influenza, COVID-19 and RSV), 2023-2024 season, Nova Scotia¹²



SYNDROMIC SURVEILLANCE

Figure 9: Percentage of emergency department visits due to ILI by report week, 2023-2024 season, with comparison to previous seasons, Nova Scotia



¹² Outbreak definitions can be found in the Appendix.

OTHER RESPIRATORY ILLNESS

Table 8: Number of positive specimens for other respiratory viruses, current reporting period and cumulative 2023-2024 season, Nova Scotia

PATHOGEN	CURRENT PERIOD	CUMULATIVE 2023-2024
Adenovirus	0	43
Bocavirus	0	0
Coronavirus*	0	26
Enterovirus/Rhinovirus	7	239
Metapneumovirus	0	13
Parainfluenza	4	39

**Excludes COVID-19*

Week 17 (April 21, 2024 to April 27, 2024)

APPENDIX – DATA NOTES AND DEFINITIONS

DATA NOTES

- A surveillance week runs from Sunday to Saturday. Nova Scotia’s 2023-2024 season is aligned with the Public Health Agency of Canada (PHAC) FluWatch surveillance weeks.
 - This year runs from August 27, 2023 (Week 35) to August 24, 2024 (Week 34).
- Notifications of hospitalizations, ICU admissions, and deaths may lag; deaths are particularly affected. Additionally, data are incomplete for the most recent week because COVID-19 and influenza outcome reporting from public health occurs on Wednesdays. The most recent surveillance week is not included in graphs showing outcomes by week because of this.
- The definition for a COVID-19 hospitalization was changed in May 2023.
- RSV is not a notifiable disease in Nova Scotia.
- Testing eligibility guidelines and the use of multiplex PCR testing affect the number of cases identified and reported.
 - A multiplex PCR tests for multiple respiratory pathogens simultaneously. Routine multiplex PCR tests include influenza, RSV, and COVID-19.
 - In the 2022-2023 season, Nova Scotia saw increased accessibility to a multiplex PCR testing which likely increased detection in community of influenza and RSV.
 - Testing is limited to specific populations and the numbers reported here under-represent the true burden of disease in the community.

DEFINITIONS USED IN RESPIRATORY SURVEILLANCE, AND USEFUL LINKS, 2023-2024

See: [Nova Scotia’s Respiratory Response Plan](#)

ACRONYM LIST

ICU	Intensive care unit
ILI	Influenza-like illness
RSV	Respiratory syncytial virus
PCR	Polymerase chain reaction
LTCF	Long term care facilities

OUTBREAK DEFINITIONS

Lab Confirmed COVID-19 Outbreak

Two or more laboratory-confirmed resident cases, AND at least one is a facility acquired case, with all cases epidemiologically linked within the LTCF in a 10-day period

Lab Confirmed Influenza Outbreak

Two or more resident cases of ILI (influenza-like illness), where at least one is a laboratory confirmed case of influenza, within the LTCF in a 7-day period

Week 17 (April 21, 2024 to April 27, 2024)

Lab Confirmed Respiratory Syncytial Virus (RSV) Outbreak

Two or more symptomatic residents where at least one is a laboratory confirmed case of RSV, epidemiologically linked within the LTCF in a 7-day period

ILI CASE DEFINITION

Acute onset of respiratory illness with fever and cough and with one or more of the following – sore throat, arthralgia, myalgia or prostration which is likely due to influenza. In children under 5, gastrointestinal symptoms may also be present. In patients under 5 or 65 and older, fever may not be prominent.

OTHER CASE DEFINITIONS

See: [Surveillance Guidelines | novascotia.ca](#)

LINKS TO OTHER WEEKLY INFLUENZA REPORTS

Canada: [Weekly influenza reports - Canada.ca](#)

World: <https://www.who.int/teams/global-influenza-programme/surveillance-and-monitoring/influenza-updates/current-influenza-update>

US: www.cdc.gov/flu/weekly