

## Nova Scotia Monthly COVID-19 Epidemiologic Summary: October 11, 2022

Public Health Branch

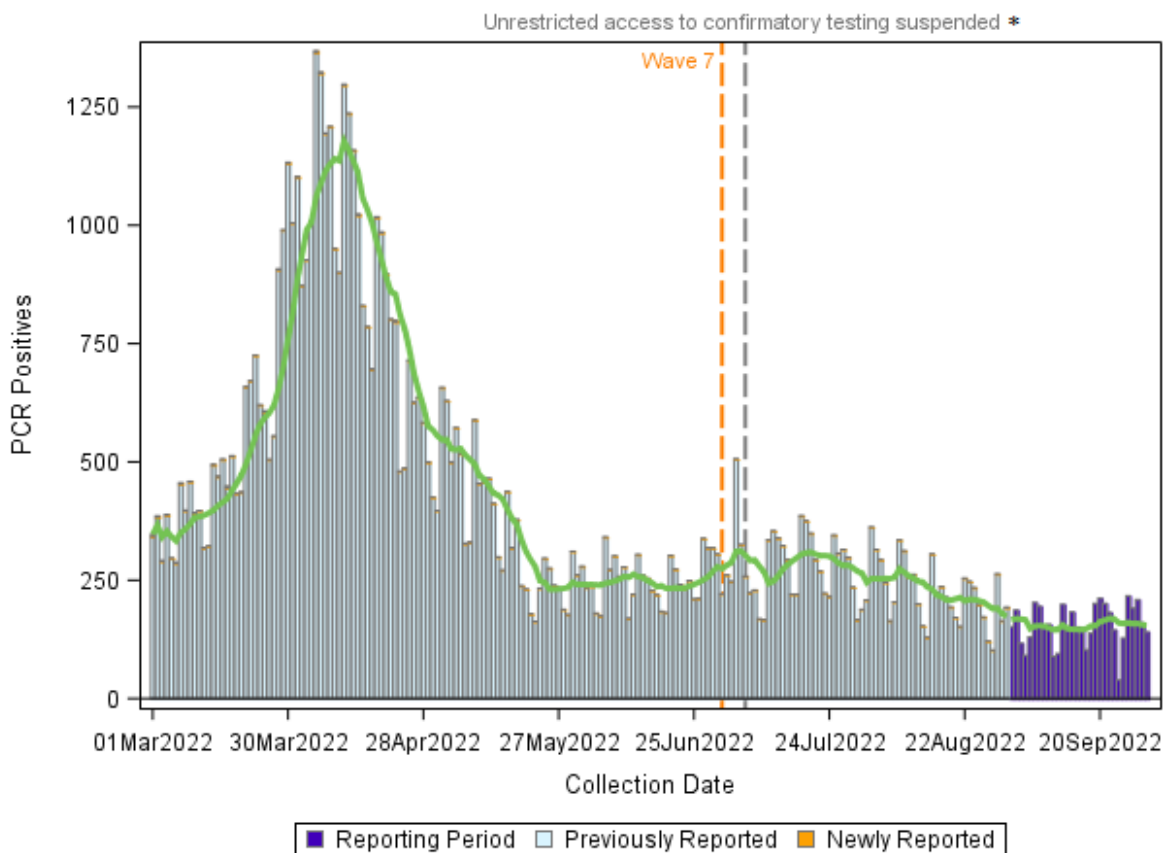
Nova Scotia Department of Health and Wellness

### Highlights:

- A total of 4,664 PCR positive results, 205 hospitalizations and 14 deaths from COVID-19 were observed during the month of September 2022.
- The number of PCR positive results, hospitalizations and deaths decreased in September compared to August.
- Of the 14 deaths that occurred in September, 93% (13) were in people aged 70 years and older and 50% (7) were in people residing in a long-term care facility.
- Age and lack of vaccination continue to be associated with severe outcomes:
  - Nova Scotians aged 70+ have been hospitalized at almost 17 times the rate of those 18-49 years of age and their rate of death is 181 higher compared to those under 50 years of age.
  - Unvaccinated Nova Scotians were hospitalized at almost three times (2.8) the rate and died at three times (3.0) times the rate as those with three or more doses.

## COVID-19 Cases

**Figure 1: Number and seven-day moving average of PCR positive results by collection date, March 1<sup>st</sup> to September 30, 2022 (N=83,637)**



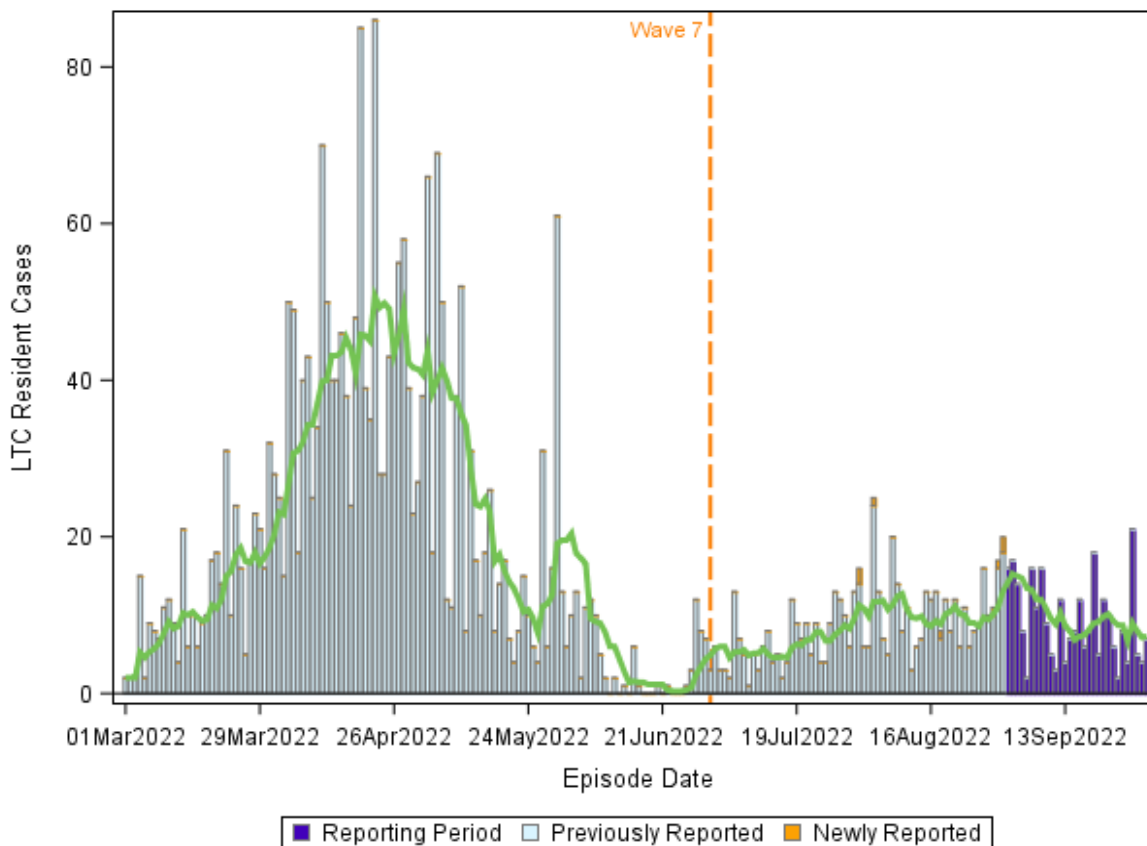
Data source: PPHLN

Notes:

- Laboratory tests are also referred to as PCR (polymerase chain reaction) tests
- Access to PCR tests are restricted to eligible populations as outlined in the following link: <https://www.nshealth.ca/coronavirustesting>.
- Due to lag in reporting, some PCR positives will be outside the reporting period (newly reported)

\*All individuals admitted to the hospital continue to be tested regardless of symptoms.

**Figure 2: Number and seven-day moving average of COVID-19 cases among long-term care residents by episode date, March 1<sup>st</sup> to September 30, 2022 (N= 3275)**



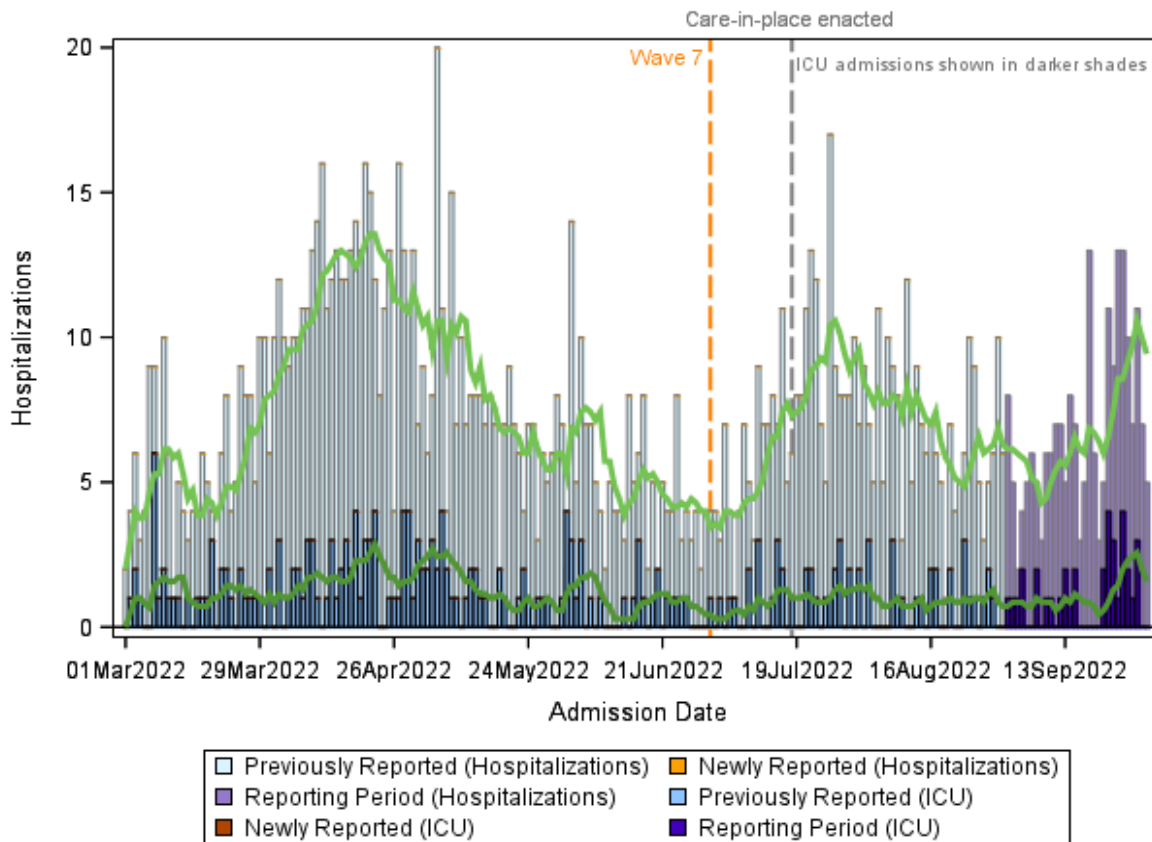
Data source: Panorama

Notes:

- Due to lag in reporting, some LTC resident cases will be outside the reporting period (newly reported)

## COVID-19 Serious Outcomes

**Figure 3: Daily COVID-19 hospital and ICU admissions, March 1<sup>st</sup> to September 30, 2022 (N=1550)**

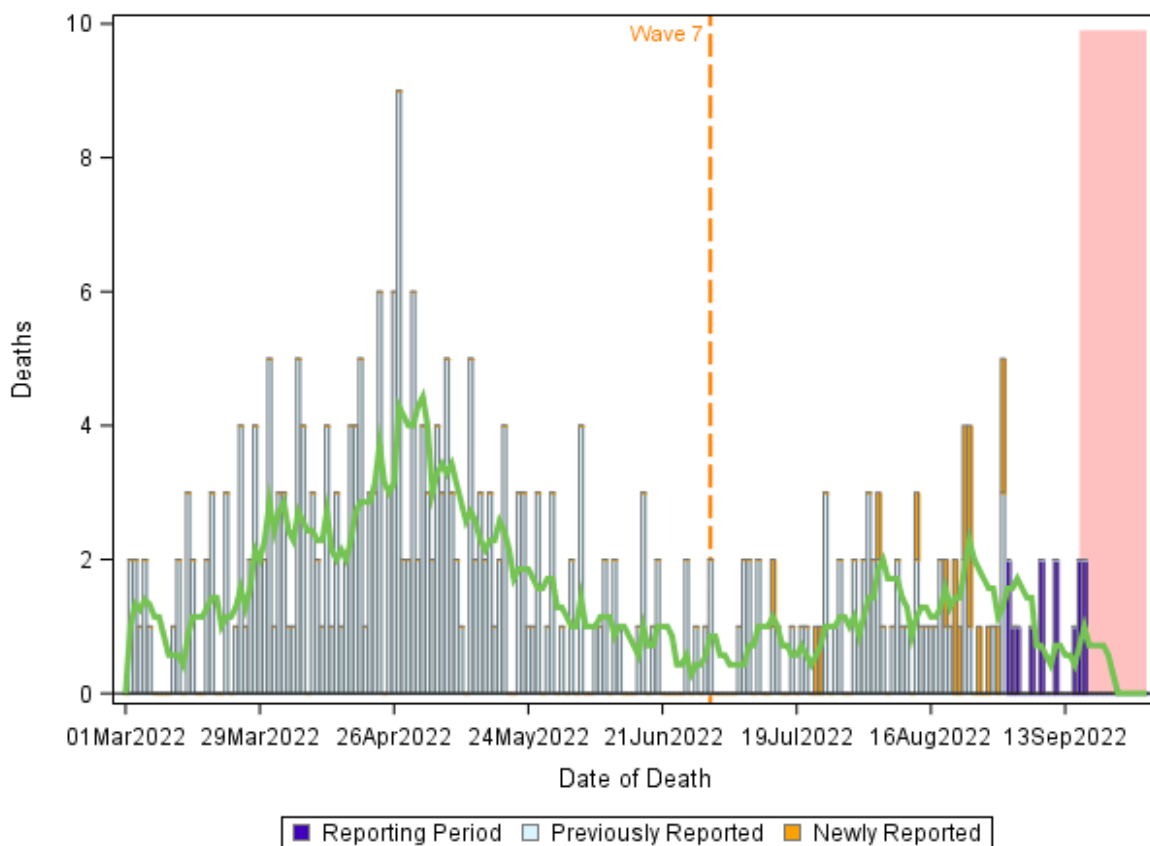


Data source: PPHLN, Meditech and STAR

**Note:**

- Care-in-place: All patients are treated in the unit or facility of the hospital that is appropriate for their care, regardless of COVID-19 status.
- ICU and Hospitalization are subject to lag. Newly reported captures outcomes outside the reporting period.

**Figure 4: Number and seven-day moving average of COVID-19 deaths by date of death, March 1<sup>st</sup> to September 30, 2022 (N=296)**



Data source: Panorama

Notes:

- Deaths are subject to a lag in reporting. The previous 14 days (red area) should be interpreted with caution.

**Table 1: PCR positive results, hospitalizations and deaths**

	Number in reporting month	Number in previous month	Change from last month	March 1, 2022- September 30, 2022, totals	Age range (years)	Median age (years)	Median LoS (days)
<b>PCR Positives</b>	4664	6883	-2219	83637	0 - 110	47	n/a
<b>Hospitalizations</b>	205	208	-3	1550	0 - 103	74	6.2
<b>Deaths</b>	14	49	-35	296	16 - 104	83	n/a

Data sources: PCR positive results – Provincial Public Health Lab Network; Hospitalizations – PPHLN, Meditech, STAR; Deaths – Panorama

Notes:

- PCR refers to polymerase chain reaction tests performed in a lab
- LoS means length of stay

\* Deaths are subject to a lag in reporting. The number of deaths reported in the current and previous months should be interpreted with caution.

**Table 2: Hospitalization\* and death rates by age group, March 1<sup>st</sup>, 2022 to September 30, 2022 (Wave 6 and Wave 7\*\*\*)**

	Number	Crude rate per 100K	Relative Risk
<b>Hospitalizations</b>			
<18 years	48	28.9	0.8
18-49 years**	144	37.7	1.0
50-69 years	401	137.5	3.7
70+ years	957	619.6	16.5
<b>Deaths</b>			
<50 years**	5	0.9	1.0
50-69 years	35	12.0	13.2
70+ years	256	165.7	181.8

Data sources: Hospitalizations - PPHLN, Meditech and STAR; Deaths – Panorama; Denominator - MSI Eligible Nova Scotians

Notes:

- \* Hospitalizations for individuals missing age are excluded from the analysis (counts, crude rates, age-adjusted rates, risk reduction)
- \*\* = Denotes reference category. All risks are presented in comparison to the reference category. Comparisons are made by dividing the age-specific rates in the age category of interest to the age-specific rates in the reference category
- To more accurately estimate vaccine coverage in Nova Scotia, the province is switching from using Statistics Canada population estimates to the number of Nova Scotians eligible for MSI (the province's health insurance card) as the denominator for estimating both per capita rates and vaccine coverage.
- \*\*\*Wave 6: March 1, 2022-June 30, 2022; Wave 7: July 1, 2022-present

**Table 3: Age-adjusted hospitalization\* and death rates by vaccine status, March 1<sup>st</sup>, 2022 to September 30, 2022 (Wave 6 and Wave 7\*\*)**

Vaccination Status	Number	Crude Rate per 100k Person-Years	Age-Adjusted Rate per 100k Person-Years
<b>Hospitalizations</b>			
<b>Unvaccinated</b>	284	244.1	554.4
<b>2 Doses</b>	316	174.3	383.3
<b>3+ Doses</b>	948	301.2	197.6
<b>Deaths</b>			
<b>Unvaccinated</b>	46	39.5	117.2
<b>2 Doses</b>	51	28.1	87.9
<b>3+ Doses</b>	199	63.2	39.1

Data sources: Hospitalizations - PPHLN, Meditech and STAR; Deaths – Panorama; Denominator - MSI Eligible Nova Scotians

Notes:

- \*Hospitalizations for individuals missing age are excluded from the analysis (counts, crude rates, age-adjusted rates, risk reduction)
- A person is considered unvaccinated when they have zero doses of any COVID-19 vaccine
- A person is considered to have two doses 14 or more days after the second dose of any vaccine OR 14 or more days after one dose of Johnson & Johnson vaccine OR are within 14 days of receiving a third dose of any COVID-19 vaccine
- A person is considered to have three or more doses 14 or more days after a third dose of any COVID-19 vaccine
- Due to small number of events occurring among those just one dose, that group is not included in this analysis.
- To more accurately estimate vaccine coverage in Nova Scotia, the province is switching from using Statistics Canada population estimates to the number of Nova Scotians eligible for MSI (the province's health insurance card) as the denominator for estimating both per capita rates and vaccine coverage.
- \*\*Wave 6: March 1, 2022-June 30, 2022; Wave 7: July 1, 2022-present



**Table 4: Summary of confirmed and probable COVID-19 cases and outcomes, March 1<sup>st</sup>, 2022 to September 30, 2022 (Wave 6 and Wave 7\*)**

	Province-Wide
<b>Number of cases</b>	83,637
<b>Hospitalized (%)</b>	1.9%
<b>ICU (%)</b>	0.3%
<b>Deceased (%)</b>	0.4%

Data sources: PCR positives PPHLN; Hospitalizations Meditech and STAR ; Deaths Panorama

Notes:

- \*Wave 6: March 1, 2022-June 30, 2022; Wave 7: July 1, 2022-present

## Data Sources and Notes:

### Panorama

- Data are valid to the day of the report at 04:00
- Data presented in this report contain the information available at the time of data extraction. It may be incomplete pending follow-up. As more information becomes available, it will be included in subsequent reports.

### Provincial Public Health Laboratory Network

- Data are valid to the day of the report at 05:30.
- Data presented in this report contain the information available at the time of data extraction. It may be incomplete pending follow-up. As more information becomes available, it will be included in subsequent reports

### Meditech and STAR (Nova Scotia Health)

- Data are valid to the day of the report at 04:00
- Data are based on positive lab results and reflect patients with a valid health card number at the time of testing or admission
- Data presented in this report contain the information available at the time of data extraction. It may be incomplete pending follow-up. As more information becomes available, it will be included in subsequent reports
- Includes patients that are assumed to be admitted for COVID-related treatment based on inpatient location

### Wave dates are classified as follows

- Wave 1 – March 1, 2020 to September 30, 2020
- Wave 2 – October 1, 2020 to March 31, 2021
- Wave 3 – April 1, 2021 to July 31, 2021
- Wave 4 – August 1, 2021 to December 7, 2021
- Wave 5 – December 8, 2021 to February 28, 2022
- Wave 6 – March 1, 2022 to June 30, 2022
- Wave 7 – July 1, 2022 to Present

### COVID-19 Case Definitions

<https://www.canada.ca/en/public-health/services/diseases/2019-novel-coronavirus-infection/health-professionals/national-case-definition.html>