

# Guide for providing your proof of full vaccination for events and activities

October 4, 2021

Effective October 4, 2021, people are required by law to show proof that they are fully vaccinated to participate in discretionary, non-essential events and activities where people gather together.

Businesses and organizations hosting these events and activities are required to check your proof. They cannot allow you to participate if you do not show proof of full vaccination. This is the law.

Please be kind and patient with businesses and organizations that need to check your proof of full vaccination. This is a new process for them and they are required by law to do it.

This document does not include all the details about the proof of full vaccination requirement. You can read the details in the [COVID-19 Protocol for Proof of Full Vaccination for Events and Activities](#).

## WHERE IS PROOF OF FULL VACCINATION REQUIRED?

Proof of full vaccination is required for discretionary, non-essential events and activities such as eating restaurants, going to the gym, or going to a movie, theatre performance, concert or sporting event. It is not required for essential, non-discretionary activities and services such as grocery stores, pharmacies, healthcare and more. See a [complete list online](#).

## WHAT WILL A BUSINESS OR ORGANIZATION CHECK FOR?

**Age:** Unless it is obvious, they will need to ask if you or if anyone in your group is 12 or older. Everyone who is 12 or older needs to show their proof of vaccination unless they have an exception or fall within one of the grace periods for youth.

**Valid ID:** They will need to check your valid ID to make sure you are presenting your own proof of full vaccination. See the list of acceptable valid ID below. In cases where your identity is already known (i.e. where you have an existing membership such as gyms or you are already registered as a participant in an activity such as recreation programs), valid ID is not required.

**Proof of full vaccination:** They will need to check that you got your second or final dose at least 14 days before today's date.


## VaxCheckNS METHOD OF CHECKING PROOF OF FULL VACCINATION

If the business or organization is using VaxCheckNS and you have the Canadian standard proof of vaccination with a QR from one of the following provinces, they can scan your QR code:

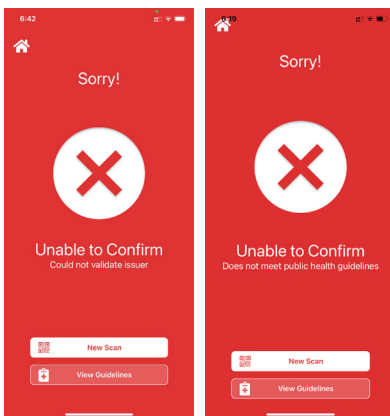
- Nova Scotia
- New Brunswick
- Prince Edward Island
- Newfoundland and Labrador
- Quebec
- Ontario
- Manitoba
- Saskatchewan
- Nunavut
- Yukon
- Northwest Territories



A green “confirmed” means you are fully vaccinated and can enter.



There are two red “sorry” responses that mean different things:



- If the red screen says “does not meet public health guidelines,” this means your record does not show full vaccination and you cannot enter.
- If the red screen says “could not validate issuer,” this means your record cannot be used with VaxCheckNS and the business or organization will need to check your proof manually.

**NOTE: People who are showing their proof of full vaccination do not need to download VaxCheckNS. This app is just for businesses and organizations that are required to check for proof.**

## MANUAL METHOD OF CHECKING PROOF OF FULL VACCINATION

If a business or organization can't use VaxCheckNS for any reason, they can still manually review your proof of full vaccination.


They will need to check for the following details:

- which vaccine(s) you got
- that you got all required doses
- that you got your second or final dose at least 14 days before today's date.

If you got the second/final dose less than 14 days before, they cannot allow you to participate in an event or activity that's happening today.

For example, if you want to participate in an event or activity on October 30, you need to get your second dose no later than October 16.

OCTOBER						
S	M	T	W	T	F	S
					1	2
3	4	5	6	7	8	9
10	11	12	13	14	15	16
17	18	19	20	21	22	23
24	25	26	27	28	29	30
31						

 Second dose date

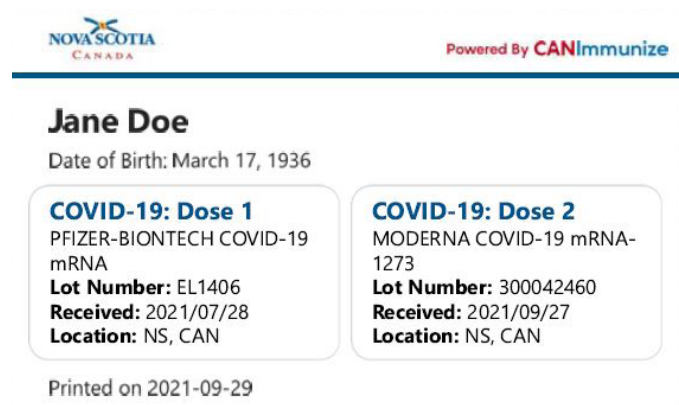
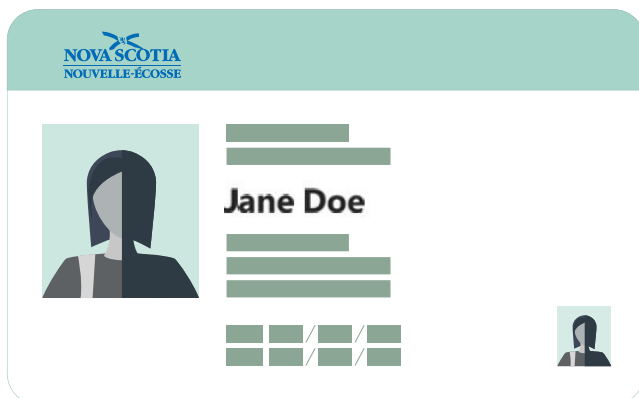
 Event date

## WHAT FORMS OF VALID ID ARE ACCEPTABLE?

Acceptable forms of valid ID include:

- drivers license
- passport
- government issued ID card
- health card
- birth certificate
- student card
- Secure Certificate of Indian Status

Original ID records are acceptable in card, paper and digital formats, as well as clear photos, screenshots and photocopies.



## WHAT SHOULD MY PROOF OF FULL VACCINATION LOOK LIKE?

People can show either a paper version of their proof of vaccination or a digital version on their phone or other device. Original records are acceptable, as well as clear photos, screenshots and photocopies.

At minimum, your record must show all the following information to demonstrate proof of full vaccination:

- your name
- the brand(s) of vaccine you received (such as Moderna, Pfizer, etc)
- an indication that you received all required doses for that brand of vaccine
- the date when you received your final dose

If you got vaccinated in Nova Scotia on October 4 or later, you got the new format of Nova Scotia's proof of vaccination. It can be laminated but it doesn't have to be. This new format is acceptable and preferred because it works with VaxCheckNS but you can still use the old formats.

The screenshot shows a physical proof of vaccination card. At the top left is the Nova Scotia Canada logo, and at the top right is the text "Powered By CANImmunize". The card is for Jane Doe, born March 17, 1936. It lists two COVID-19 doses: Dose 1 (Pfizer-BioNTech mRNA, lot EL1406, received July 28, 2021) and Dose 2 (Moderna mRNA-1273, lot 300042460, received September 27, 2021). The card was printed on 2021-09-29.

Below you can find a summary of your COVID-19 vaccination record.

### Jane Doe

Date of Birth: March 17, 1936

#### Received Vaccinations

##### COVID-19

PFIZER-BIONTECH COVID-19 mRNA  
Lot Number: EL1406  
Received on July 28, 2021  
Dose: 1  
Province of vaccination: Nova Scotia  
Country of vaccination: Canada



##### COVID-19

MODERNA COVID-19 mRNA-1273  
Lot Number: 300042460  
Received on September 27, 2021  
Dose: 2  
Province of vaccination: Nova Scotia  
Country of vaccination: Canada



If you got vaccinated in Nova Scotia on October 4 or later, you got the new format of Nova Scotia's proof of vaccination. It can be laminated but it doesn't have to be. This new format is acceptable and preferred because it works with VaxCheckNS but you can still use the old formats.



## HOW DO I ACCESS MY PROOF OF FULL VACCINATION?

People who were vaccinated in Nova Scotia can get their Nova Scotia COVID-19 Proof of Vaccination online or by phone. If you are unable to access your record [online](#), you can call toll-free at 1-833-797-7772. An operator can issue your record by email or by mail.

People who were vaccinated outside Nova Scotia can follow [instructions](#) to upload their vaccine record from the jurisdiction(s) where they were vaccinated in order to receive their proof of vaccination in Nova Scotia's standard format. It will take several weeks to receive it because the information submitted must be verified. This is optional, not required. Proof of vaccination from outside Nova Scotia is acceptable.

## **WHAT KIND OF RECORD CAN A BUSINESS OR ORGANIZATION KEEP ABOUT MY VACCINATION STATUS?**

A business or organization needs to get your consent to keep a record of the fact that you showed them your proof of full vaccination. It is best that consent be given in writing.

If you give consent, you might not need to show your proof every time you go to the business or organization because they can just refer to their records.

If you do not give consent, they cannot keep any record about your vaccination status. Unless they have a method of keeping track that does not record or identify your vaccination status, you will need to show your proof every time.

## **WHAT ARE THE EXCEPTIONS?**

### **Medical exceptions**

People with a valid medical reason that prevents them from getting vaccinated can ask a physician or nurse practitioner to complete and sign a Valid Medical Contraindication for COVID-19 Vaccination letter. Physicians and nurse practitioners have a template of this letter to complete. Anyone with a medical exception needs to present this letter and valid ID in place of proof of full vaccination.

### **Participants in clinical trials for COVID-19 vaccines**

A small number of Nova Scotians are participating in clinical trials for COVID-19 vaccines that are not yet approved. The Canadian Centre for Vaccinology has been authorized by the Department of Health and Wellness to send exception letters directly to these participants. Anyone with this exception needs to present this letter and valid ID in place of proof of full vaccination.

## **WHAT ARE THE GRACE PERIODS FOR YOUTH?**

- Youth who turned 12 between January 1 and October 4, 2021 have until December 31, 2021 to get vaccinated.
- Youth who turned 12 after October 4, 2021 have 3 months from their birthday to get vaccinated.



- Youth who are 13 to 18 and have proof that they received 1 dose of vaccine can start participating in sport, recreation, arts and culture programming. They have until November 9 to show proof of full vaccination. That means they need to get their second dose by October 26.
- Youth who turned 19 on or after September 14 and have proof that they received 1 dose of vaccine can start participating in sport, recreation, arts and culture programming. They have until November 9 to show proof of full vaccination. That means they need to get their second dose by October 26.

If these youth choose not to get vaccinated, they will no longer be able to participate after this grace period until they can provide proof of full vaccination.

## **WHO DO I CONTACT IF A BUSINESS OR ORGANIZATION IS NOT CHECKING FOR PROOF OF FULL VACCINATION?**

First, check the lists of [events and activities where proof of vaccination is and is not required](#). If you think the business or organization is required to check for proof and you have concerns, you could speak with the manager. If you feel it's necessary, you could contact the Safety Division at the Department of Labour, Skills and Immigration at 1-800-952-2687 or [LAESafetybranch@novascotia.ca](mailto:LAESafetybranch@novascotia.ca). Do not call 811 or 911.