

IN SUMMARY...

Activity levels**
<ul style="list-style-type: none"> All Zones are reporting localized activity. 14 Influenza outbreaks were reported in Zones 1, 2, 3 and 4.
Laboratory-confirmed cases***
<ul style="list-style-type: none"> There were 21 influenza A cases reported during this week and 1 influenza B case. There have been 153 lab confirmed cases of Influenza A and 1 influenza B reported during the 2016-2017 influenza season. Positive test results were received for adenovirus, chlamydomydia pneumonia, coronavirus, metapneumovirus, pertussis, rhinovirus and RSV.
Severity
<ul style="list-style-type: none"> There have been 9 ICU admissions and 7 deaths*** of laboratory confirmed influenza during the 2016-2017 influenza season.
Syndromic surveillance
<ul style="list-style-type: none"> The average ILI rate for Nova Scotia during this reporting period was 1.3. 100% of emergency rooms reported ILI data during this reporting period.

Notes: *Reporting weeks run from Sunday to Saturday. The 2016-2017 influenza season is defined using PHAC's influenza surveillance weeks. This year runs from August 28, 2016 (Week 35) to August 26, 2017 (Week 34);

**Activity level data is obtained from CNPHI, see appendix for definitions;

***Deaths include individuals with a positive influenza test result, influenza may not have been the major contributing cause of death or hospitalization.

LABORATORY-CONFIRMED INFLUENZA CASES

Figure 1: Number of laboratory confirmed influenza cases by report week, 2016-2017 season, with trend-line comparison to 2015-2016 season, Nova Scotia.

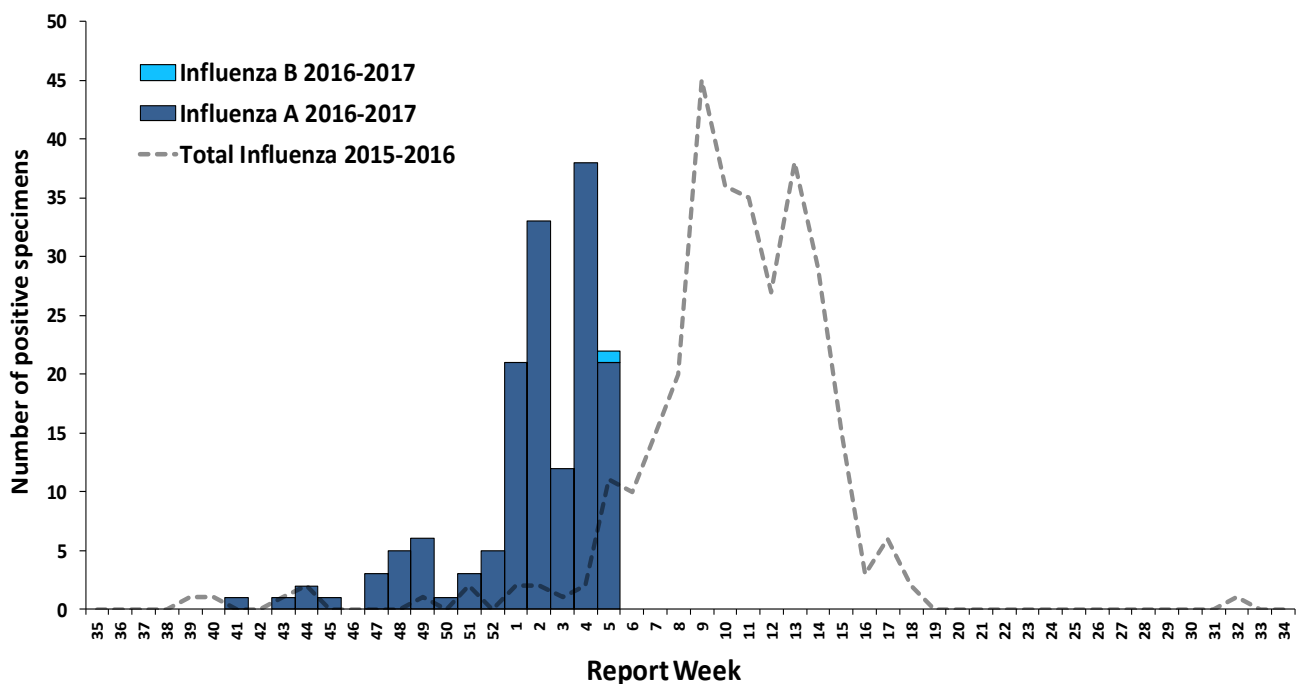


Table 1: Number of laboratory-confirmed influenza cases by zone, current week and cumulative 2016-2017 season in Nova Scotia.

ZONE	CURRENT WEEK			CUMULATIVE 2016-2017		
	TOTAL	INFLUENZA A	INFLUENZA B	TOTAL	INFLUENZA A	INFLUENZA B
Western	4	4	0	16	16	0
Northern	2	2	0	16	16	0
Eastern	3	2	1	59	58	1
Central	13	13	0	63	63	0
Nova Scotia Total	22	21	1	154	153	1

Table 2: Number of laboratory-confirmed influenza cases by age group, current week and cumulative 2016-2017 season in Nova Scotia.

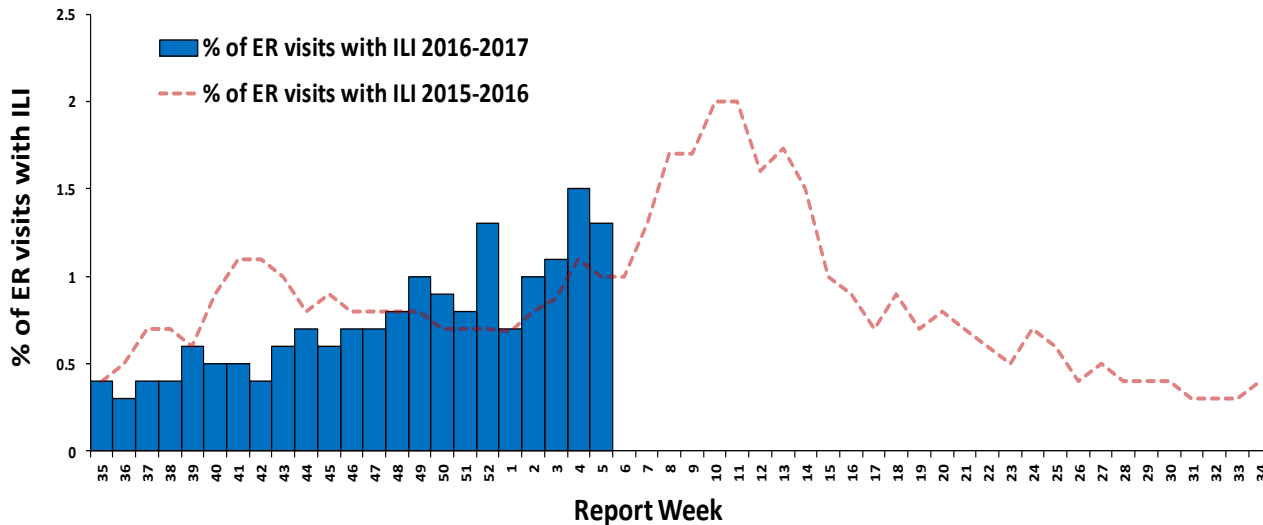
AGE	CURRENT WEEK			CUMULATIVE 2016-2017		
	TOTAL	INFLUENZA A	INFLUENZA B	TOTAL	INFLUENZA A	INFLUENZA B
0-4	1	1	0	6	6	0
5-19	1	1	0	5	5	0
20-44	0	0	0	4	4	0
45-64	5	5	0	19	19	0
65+	15	14	1	120	119	1
Nova Scotia Total	22	21	1	154	153	1

Table 3: Hospitalizations, ICU admissions and deaths for influenza positive patients, current week and cumulative, 2016-2017 season, Nova Scotia.

OUTCOME	CURRENT WEEK			CUMULATIVE 2016-2017		
	TOTAL	INFLUENZA A	INFLUENZA B	TOTAL	INFLUENZA A	INFLUENZA B
Hospitalized	17	16	1	87	86	1
Hospitalized - ICU	0	0	0	9	9	0
Deceased*	1	1	0	7	7	0
Nova Scotia Total	18	17	1	103	102	1

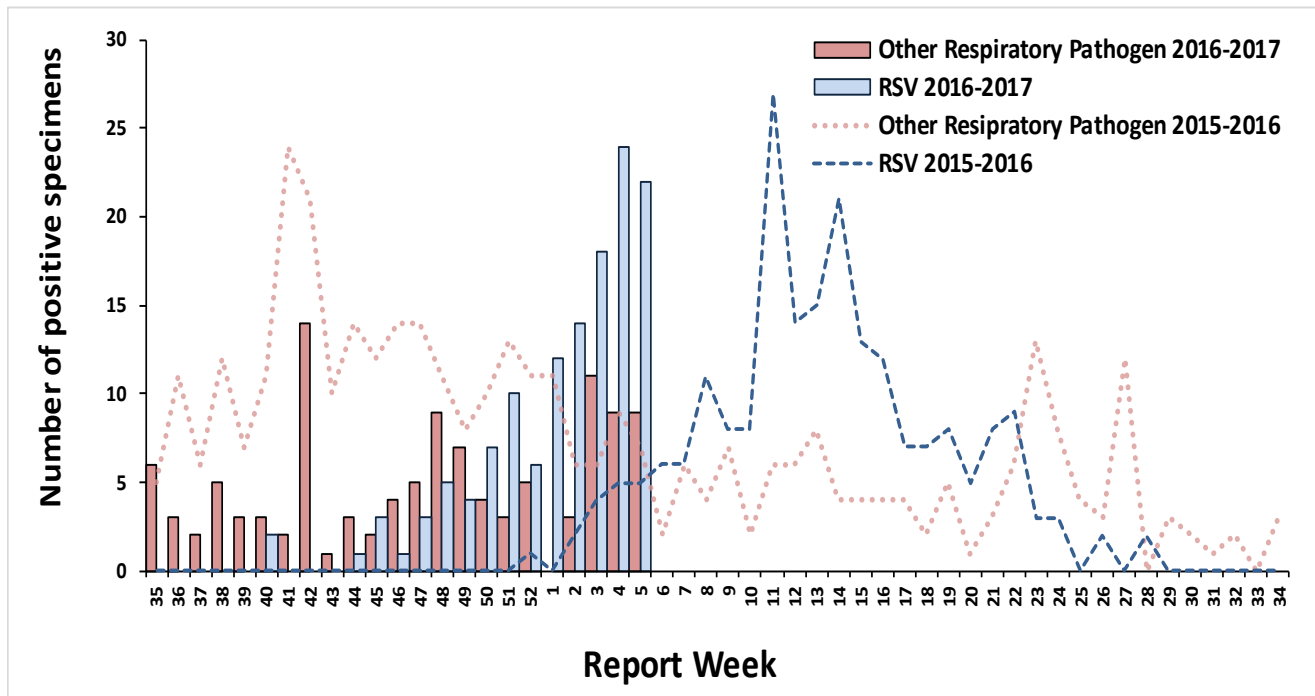
SYNDROMIC SURVEILLANCE

Figure 2: Percentage of emergency room visits due to ILI by report week, 2016-2017 season, with trend-line comparison to 2015-2016 season, Nova Scotia.



OTHER RESPIRATORY PATHOGENS

Figure 3: Number of positive specimens tested for other respiratory pathogens* and RSV by report week, 2016-2017 season, with trend-line comparison to 2015-2016 season, Nova Scotia.



* Other respiratory pathogen includes Adenovirus, Bocavirus, Chlamydomphila pneumonia, Coronavirus, Enterovirus, Metapneumovirus, Mycoplasma pneumoniae, Parainfluenza, Pertussis, Rhinovirus.
Note that data for this figure is obtained from provincial laboratories.

Table 4: Number of positive RSV specimens by age group, 2016-2017 season, Nova Scotia.

AGE GROUP	2016-2017
0-5 months	37
6-11 months	12
12-23 months	21
2-5 years	19
6-15 years	0
16-65 years	3
65+ years	40
Nova Scotia Total	132

Table 5: Number of positive specimens tested for other respiratory pathogens, current report week and cumulative season, Nova Scotia, 2016–2017.

PATHOGEN	CURRENT WEEK (n positive)	CUMULATIVE 2016-2017
Adenovirus	1	3
Bocavirus	0	1
Chlamydophila pneumoniae	1	7
Coronavirus	3	16
Enterovirus	0	5
Metapneumovirus	2	2
Mycoplasma pneumoniae	0	24
Parainfluenza	0	15
Pertussis	1	16
Respiratory Syncytial Virus	22	110
Rhinovirus	1	29

APPENDIX: DEFINITIONS USED IN INFLUENZA SURVEILLANCE, AND USEFUL LINKS, 2016-2017

ACRONYM LIST

- CNPHI** Canadian Network for Public Health Intelligence
ICU Intensive care unit
ILI Influenza-like illness
RSV Respiratory syncytial virus

ILI CASE DEFINITION

Acute onset of respiratory illness with fever and cough and with one or more of the following – sore throat, arthralgia, myalgia or prostration which is likely due to influenza. In children under 5, gastrointestinal symptoms may also be present. In patients under 5 or 65 and older, fever may not be prominent.

MANAGEMENT ZONES

- Zone 1** – Western
Zone 2 – Northern
Zone 3 – Eastern
Zone 4 - Central

NATIONAL FLUWATCH DEFINITIONS FOR INFLUENZA ACTIVITY LEVELS

No activity	No laboratory-confirmed influenza detections in the reporting week, however, sporadically occurring ILI* may be reported
Sporadic	Sporadically occurring ILI* and lab confirmed influenza detection(s) with no outbreaks detected within the influenza surveillance region
Localized	(1) Evidence of increased ILI* and (2) lab confirmed influenza detection(s) together with (3) outbreaks occurring in schools, hospitals, residential institutions and/or other types of facilities occurring in less than 50% of the influenza surveillance region
Widespread	(1) Evidence of increased ILI* and (2) lab confirmed influenza detection(s) together with (3) outbreaks occurring in schools, hospitals, residential institutions and/or other types of facilities occurring in greater than or equal to 50% of the influenza surveillance region

LINKS TO OTHER WEEKLY INFLUENZA REPORTING BODIES

Canada: <http://www.phac-aspc.gc.ca/fluwatch/>
World: https://www.who.int/influenza/surveillance_monitoring/updates/latest_update_GIP_surveillance/en/index.html
US: www.cdc.gov/flu/weekly