

IN SUMMARY...

| |
|---|
| Activity levels** |
| <ul style="list-style-type: none"> Zones 1, 3 and 4 are reporting localized activity and Zones 2 has sporadic activity. 6 Influenza outbreaks were reported in Zones 1, 3 and 4. |
| Laboratory-confirmed cases*** |
| <ul style="list-style-type: none"> There were 20 influenza A and 3 influenza B cases reported during this week. There have been 257 lab confirmed cases of Influenza A and 6 influenza B reported during the 2016-2017 influenza season. Positive test results were received for metapneumovirus, parainfluenza, pertussis, RSV and rhinovirus. |
| Severity |
| <ul style="list-style-type: none"> There have been 13 ICU admissions and 10 deaths*** of laboratory confirmed influenza during the 2016-2017 influenza season. |
| Syndromic surveillance |
| <ul style="list-style-type: none"> The average ILI rate for Nova Scotia during this reporting period was 1.1. 100% of emergency rooms reported ILI data during this reporting period. |

*Notes: *Reporting weeks run from Sunday to Saturday. The 2016-2017 influenza season is defined using PHAC's influenza surveillance weeks. This year runs from August 28, 2016 (Week 35) to August 26, 2017 (Week 34);*

***Activity level data is obtained from CNPHI, see appendix for definitions;*

****Deaths include individuals with a positive influenza test result, influenza may not have been the major contributing cause of death or hospitalization.*

LABORATORY-CONFIRMED INFLUENZA CASES

Figure 1: Number of laboratory confirmed influenza cases by report week, 2016-2017 season, with trend-line comparison to 2015-2016 season, Nova Scotia.

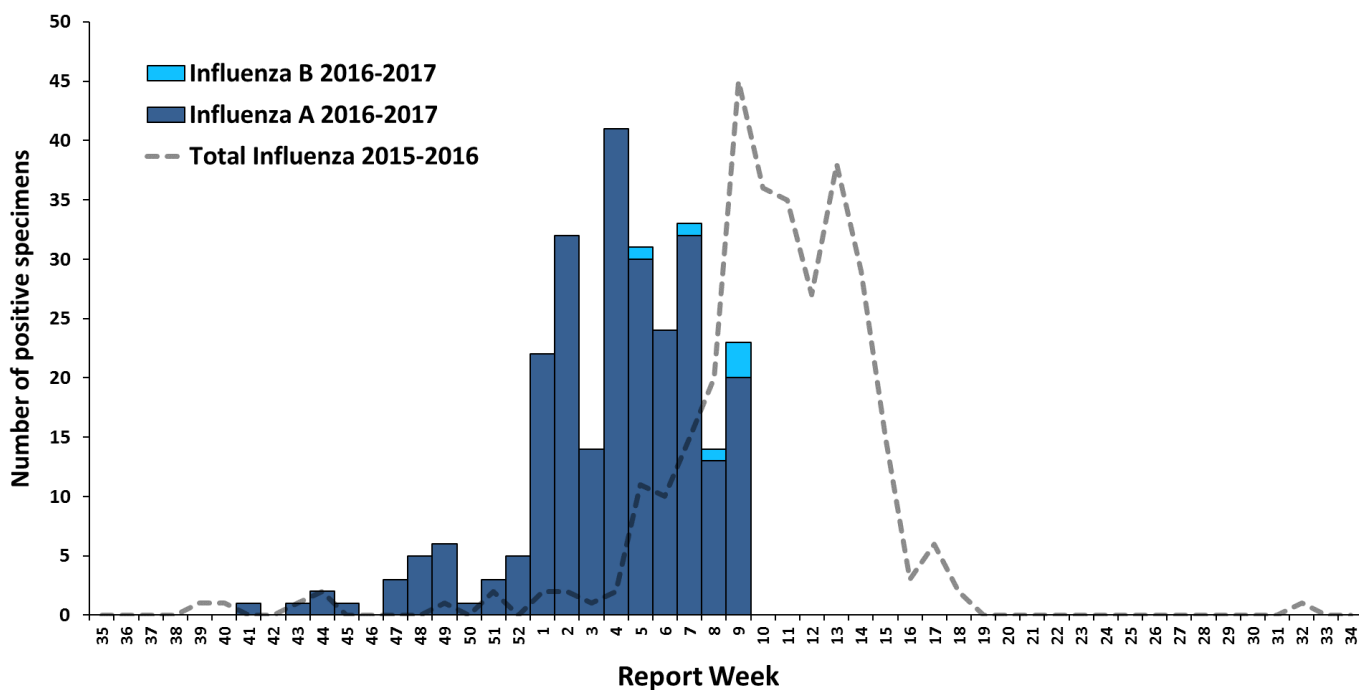


Table 1: Number of laboratory-confirmed influenza cases by zone, current week and cumulative 2016-2017 season in Nova Scotia.

| ZONE | CURRENT WEEK | | | CUMULATIVE 2016-2017 | | |
|--------------------------|--------------|-------------|-------------|----------------------|-------------|-------------|
| | TOTAL | INFLUENZA A | INFLUENZA B | TOTAL | INFLUENZA A | INFLUENZA B |
| Western | 5 | 5 | 0 | 51 | 50 | 1 |
| Northern | 1 | 1 | 0 | 21 | 21 | 0 |
| Eastern | 5 | 4 | 1 | 76 | 74 | 2 |
| Central | 12 | 10 | 2 | 115 | 112 | 3 |
| Nova Scotia Total | 23 | 20 | 3 | 263 | 257 | 6 |

Table 2: Number of laboratory-confirmed influenza cases by age group, current week and cumulative 2016-2017 season in Nova Scotia.

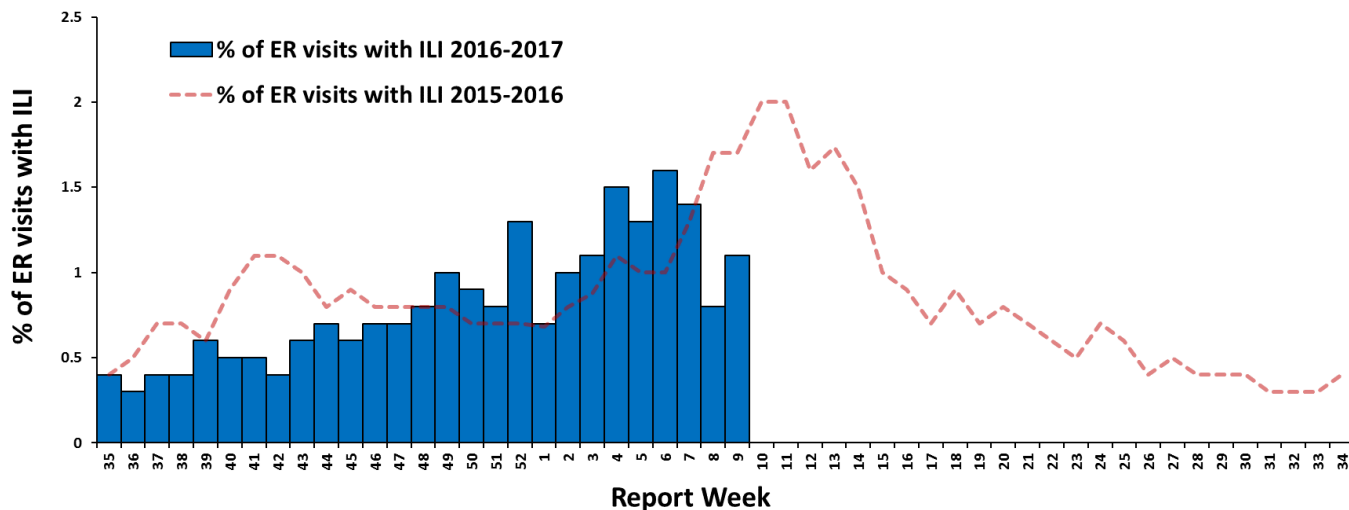
| AGE | CURRENT WEEK | | | CUMULATIVE 2016-2017 | | |
|--------------------------|--------------|-------------|-------------|----------------------|-------------|-------------|
| | TOTAL | INFLUENZA A | INFLUENZA B | TOTAL | INFLUENZA A | INFLUENZA B |
| 0-4 | 2 | 2 | 0 | 14 | 14 | 0 |
| 5-19 | 0 | 0 | 0 | 10 | 9 | 1 |
| 20-44 | 2 | 1 | 1 | 8 | 7 | 1 |
| 45-64 | 1 | 1 | 0 | 27 | 26 | 1 |
| 65+ | 18 | 16 | 2 | 204 | 201 | 3 |
| Nova Scotia Total | 23 | 20 | 3 | 263 | 257 | 6 |

Table 3: Hospitalizations, ICU admissions and deaths for influenza positive patients, current week and cumulative, 2016-2017 season, Nova Scotia.

| OUTCOME | CURRENT WEEK | | | CUMULATIVE 2016-2017 | | |
|--------------------------|--------------|-------------|-------------|----------------------|-------------|-------------|
| | TOTAL | INFLUENZA A | INFLUENZA B | TOTAL | INFLUENZA A | INFLUENZA B |
| Hospitalized | 14 | 13 | 1 | 141 | 138 | 3 |
| Hospitalized - ICU | 0 | 0 | 0 | 13 | 13 | 0 |
| Deceased* | 0 | 0 | 0 | 10 | 10 | 0 |
| Nova Scotia Total | 14 | 13 | 1 | 164 | 161 | 3 |

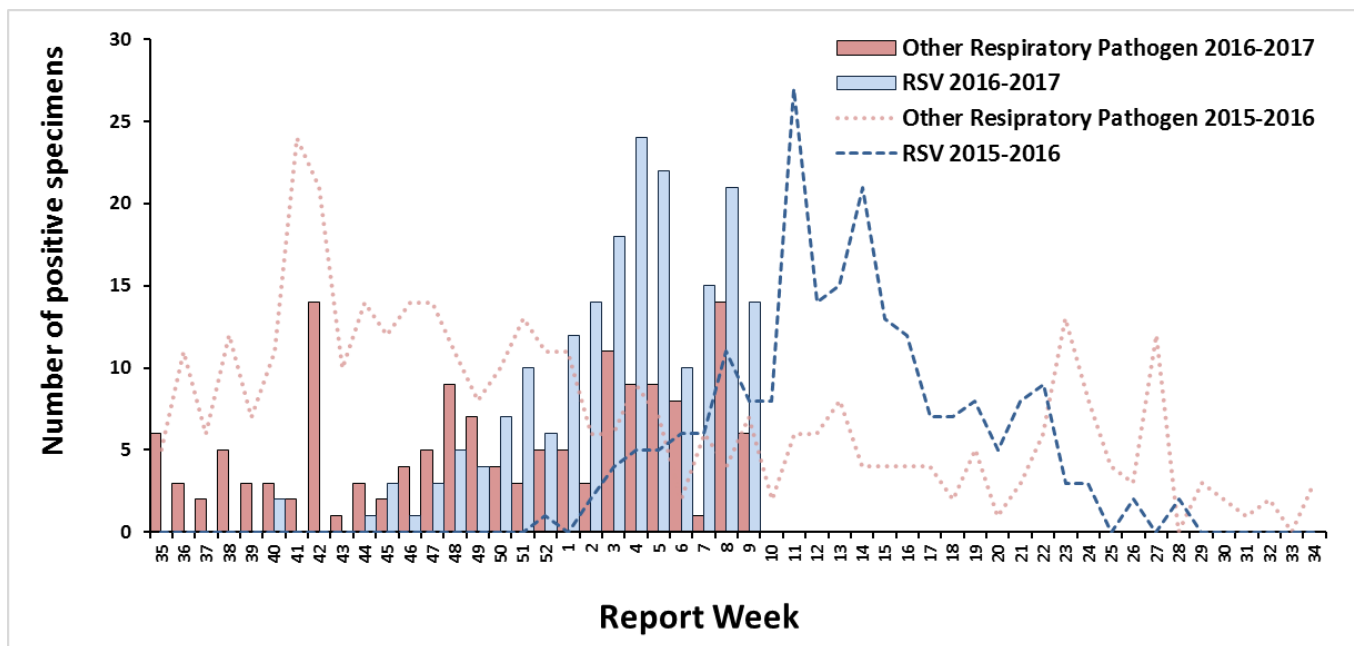
SYNDROMIC SURVEILLANCE

Figure 2: Percentage of emergency room visits due to ILI by report week, 2016-2017 season, with trend-line comparison to 2015-2016 season, Nova Scotia.



OTHER RESPIRATORY PATHOGENS

Figure 3: Number of positive specimens tested for other respiratory pathogens* and RSV by report week, 2016-2017 season, with trend-line comparison to 2015-2016 season, Nova Scotia.



* Other respiratory pathogen includes Adenovirus, Bocavirus, Chlamydomphila pneumonia, Coronavirus, Enterovirus, Metapneumovirus, Mycoplasma pneumoniae, Parainfluenza, Pertussis, Rhinovirus.
Note that data for this figure is obtained from provincial laboratories.

Table 4: Number of positive RSV specimens by age group, 2016-2017 season, Nova Scotia.

| AGE GROUP | 2016-2017 |
|--------------------------|------------|
| 0-5 months | 58 |
| 6-11 months | 18 |
| 12-23 months | 25 |
| 2-5 years | 20 |
| 6-15 years | 2 |
| 16-65 years | 5 |
| 65+ years | 64 |
| Nova Scotia Total | 192 |

Table 5: Number of positive specimens tested for other respiratory pathogens, current report week and cumulative season, Nova Scotia, 2016–2017.

| PATHOGEN | CURRENT WEEK (n positive) | CUMULATIVE 2016-2017 |
|-----------------------------|------------------------------|----------------------|
| Adenovirus | 0 | 3 |
| Bocavirus | 0 | 2 |
| Chlamydomphila pneumoniae | 0 | 7 |
| Coronavirus | 0 | 22 |
| Enterovirus | 0 | 5 |
| Metapneumovirus | 1 | 8 |
| Mycoplasma pneumoniae | 0 | 24 |
| Parainfluenza | 1 | 18 |
| Pertussis | 2 | 27 |
| Respiratory Syncytial Virus | 14 | 192 |
| Rhinovirus | 2 | 31 |

APPENDIX: DEFINITIONS USED IN INFLUENZA SURVEILLANCE, AND USEFUL LINKS, 2016-2017

ACRONYM LIST

- CNPHI** Canadian Network for Public Health Intelligence
ICU Intensive care unit
ILI Influenza-like illness
RSV Respiratory syncytial virus

ILI CASE DEFINITION

Acute onset of respiratory illness with fever and cough and with one or more of the following – sore throat, arthralgia, myalgia or prostration which is likely due to influenza. In children under 5, gastrointestinal symptoms may also be present. In patients under 5 or 65 and older, fever may not be prominent.

MANAGEMENT ZONES

- Zone 1** – Western
Zone 2 – Northern
Zone 3– Eastern
Zone 4 - Central

NATIONAL FLUWATCH DEFINITIONS FOR INFLUENZA ACTIVITY LEVELS

| | |
|--------------------|---|
| No activity | No laboratory-confirmed influenza detections in the reporting week, however, sporadically occurring ILI* may be reported |
| Sporadic | Sporadically occurring ILI* and lab confirmed influenza detection(s) with no outbreaks detected within the influenza surveillance region |
| Localized | (1) Evidence of increased ILI* and (2) lab confirmed influenza detection(s) together with (3) outbreaks occurring in schools, hospitals, residential institutions and/or other types of facilities occurring in less than 50% of the influenza surveillance region |
| Widespread | (1) Evidence of increased ILI* and (2) lab confirmed influenza detection(s) together with (3) outbreaks occurring in schools, hospitals, residential institutions and/or other types of facilities occurring in greater than or equal to 50% of the influenza surveillance region |

LINKS TO OTHER WEEKLY INFLUENZA REPORTING BODIES

Canada: <http://www.phac-aspc.gc.ca/fluwatch/>
World: https://www.who.int/influenza/surveillance_monitoring/updates/latest_update_GIP_surveillance/en/index.html
US: www.cdc.gov/flu/weekly