

In summary...

Activity levels** <ul style="list-style-type: none"> Northern Zone is reporting localized activity this week. Central, Eastern and Western Zones are reporting sporadic activity during this reporting period. There were 2 new influenza outbreaks reported during this week and schools in 2 Zones have reported increased absenteeism rates of more than 10%.
Laboratory-confirmed cases*** <ul style="list-style-type: none"> There have been 7 influenza A and 7 influenza B cases reported during this report week. There have been 39 laboratory confirmed cases of Influenza A and 31 laboratory confirmed case of Influenza B reported during the 2019-2020 influenza season. Positive results were received for Adenovirus, Metapneumovirus, enterovirus/rhinovirus, pertussis, mycoplasma pneumoniae and RSV.
Severity <ul style="list-style-type: none"> There have been 3 ICU admission in adults and 1 ICU admissions in children (age group 0-19 years). There has been 2 death*** of laboratory confirmed influenza during the 2019-2020 influenza season in an adult. There are been 0 deaths*** of laboratory confirmed influenza in children (age group 0-19 years).
Syndromic surveillance <ul style="list-style-type: none"> The ILI rate for Nova Scotia for the current week is 0.8. 97.5% of emergency rooms reported ILI data during this reporting period. Northside General Hospital did not report this week.

*Notes: *Reporting weeks run from Sunday to Saturday. The 2019-2020 influenza season is defined using PHAC's influenza surveillance weeks. This year runs from August 25, 2019 (Week 35) to August 22, 2020 (Week 34);*

***Activity level data is obtained from CNPHI, see appendix for definitions;*

****Deaths include individuals with a positive influenza test result, influenza may not have been the major contributing cause of death or hospitalization.*

LABORATORY-CONFIRMED INFLUENZA CASES

Figure 1: Number of laboratory confirmed influenza cases by report week, 2019-2020 season, with trend-line comparison to 2018-2019 season, Nova Scotia

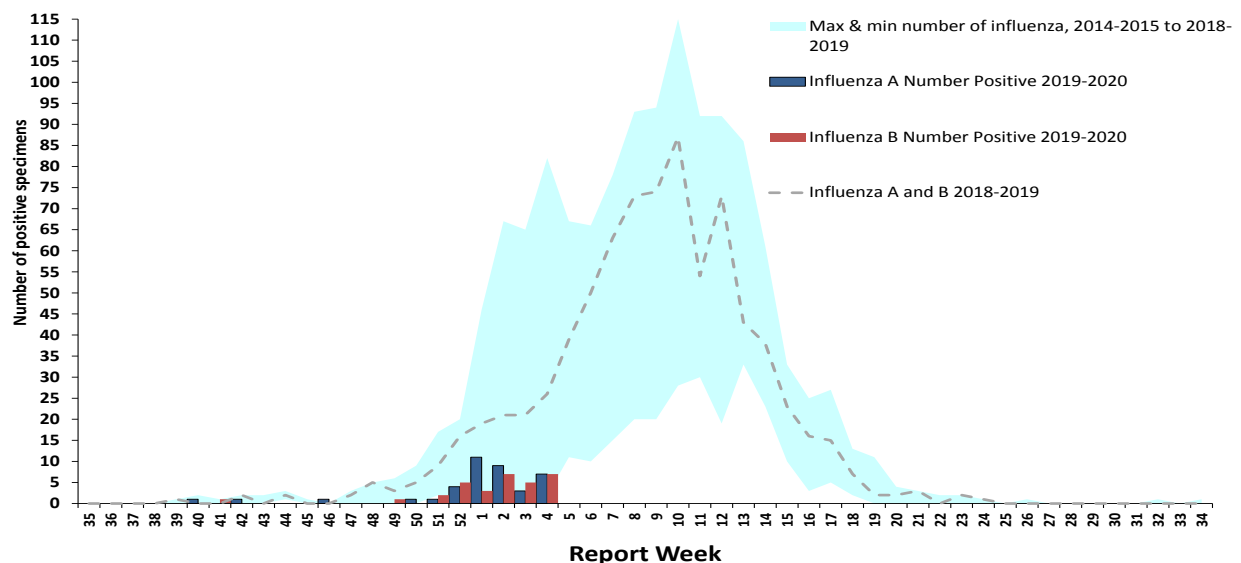


Table 1: Number of laboratory-confirmed influenza cases by zone, current week and cumulative 2019-2020 season in Nova Scotia

ZONE	CURRENT WEEK			CUMULATIVE 2019-2020		
	TOTAL	INFLUENZA A	INFLUENZA B	TOTAL	INFLUENZA A	INFLUENZA B
Western	1	1	0	20	18	2
Northern	2	0	2	10	3	7
Eastern	1	0	1	10	1	9
Central	10	6	4	30	17	13
Nova Scotia Total	14	7	7	70	39	31

Table 2: Number of laboratory-confirmed influenza cases by age group, current week and cumulative 2019-2020 season in Nova Scotia

AGE	CURRENT WEEK			CUMULATIVE 2019-2020		
	TOTAL	INFLUENZA A	INFLUENZA B	TOTAL	INFLUENZA A	INFLUENZA B
0-4	5	0	5	14	2	12
5-19	3	1	2	11	2	9
20-44	2	2	0	10	3	7
45-64	0	0	0	9	9	0
65+	4	4	0	26	23	3
Nova Scotia Total	14	7	7	70	39	31

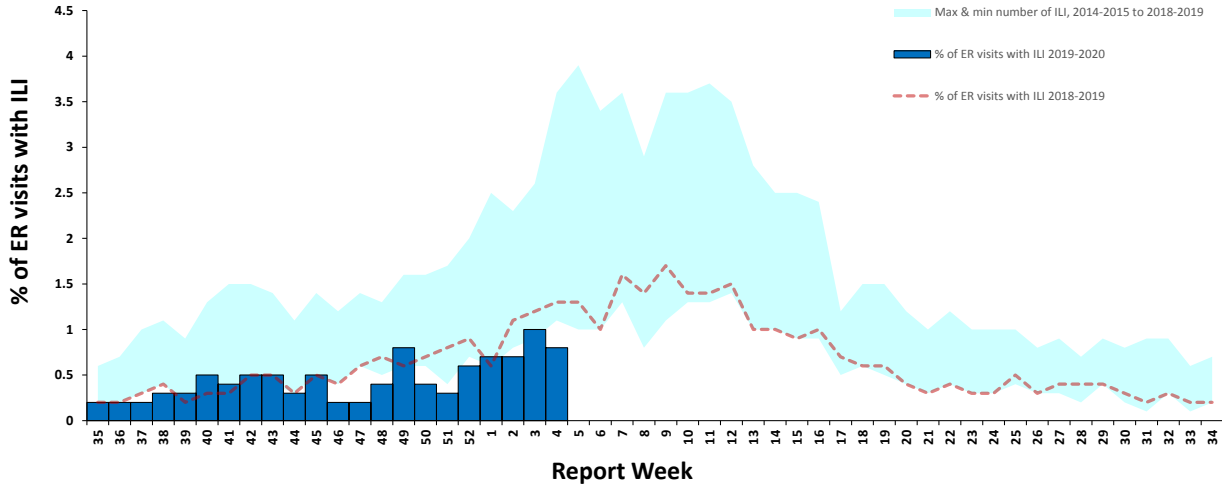
Table 3: Hospitalizations, ICU admissions and deaths for influenza positive patients, current week and cumulative, 2019-2020 season, Nova Scotia

	CURRENT WEEK			CUMULATIVE 2019-2020		
	TOTAL	INFLUENZA A	INFLUENZA B	TOTAL	INFLUENZA A	INFLUENZA B
Hospitalized	3	2	1	28	20	8
Hospitalized - ICU	1	1	0	4	3	1
Deceased*	0	0	0	2	2	0
Nova Scotia Total	4	3	1	34	25	9

*Deaths include individuals with a positive influenza test result, influenza may not have been the major contributing cause of death or hospitalization.

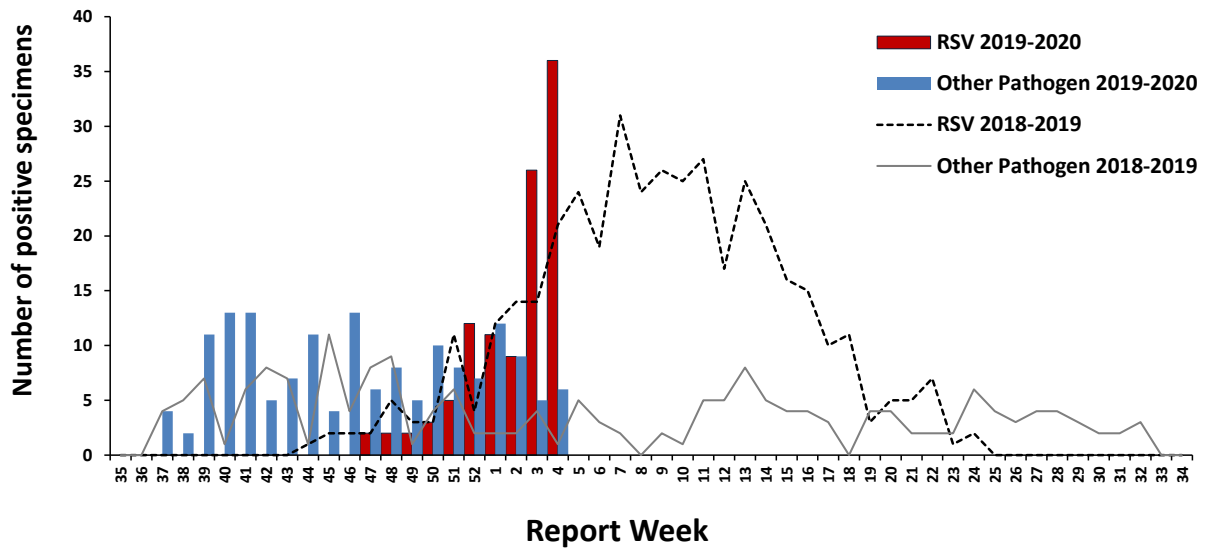
SYNDROMIC SURVEILLANCE

Figure 2: Percentage of emergency room visits due to ILI by report week, 2019-2020 season, with trend-line comparison to 2018-2019 season, Nova Scotia



OTHER RESPIRATORY PATHOGENS

Figure 3: Number of positive specimens tested for other respiratory pathogens* and RSV by report week, 2019-2020 season, with trend-line comparison to 2018-2019 season, Nova Scotia



* Other respiratory pathogen includes Adenovirus, Bocavirus, Chlamydomphila pneumonia, Coronavirus, Enterovirus, Metapneumovirus, Mycoplasma pneumoniae, Parainfluenza, Pertussis, Rhinovirus.
Note that data for this figure is obtained from provincial laboratories.

Table 4: Number of positive RSV specimens by age group, 2019-2020 season, Nova Scotia

AGE GROUP	2019-2020
0-5 months	24
6-11 months	14
12-23 months	32
2-5 years	20
6-15 years	1
16-65 years	3
65+ years	14
Nova Scotia Total	108

Table 5: Number of positive specimens tested for other respiratory pathogens, current report week and cumulative season, Nova Scotia, 2019–2020

Pathogen	CURRENT WEEK (n positive)	CUMULATIVE 2019-2020
Adenovirus	1	7
Bocavirus	0	0
Chlamydophila pneumoniae	0	0
Coronavirus	0	4
Enterovirus/Rhinovirus	1	72
Metapneumovirus	1	3
Mycoplasma pneumoniae	1	43
Parainfluenza	0	21
Pertussis	2	9
Respiratory Syncytial Virus	36	108

APPENDIX: DEFINITIONS USED IN INFLUENZA SURVEILLANCE, AND USEFUL LINKS, 2019-2020

ACRONYM LIST

- CNPHI** Canadian Network for Public Health Intelligence
ICU Intensive care unit
ILI Influenza-like illness
RSV Respiratory syncytial virus

ILI CASE DEFINITION

Acute onset of respiratory illness with fever and cough and with one or more of the following – sore throat, arthralgia, myalgia or prostration which is likely due to influenza. In children under 5, gastrointestinal symptoms may also be present. In patients under 5 or 65 and older, fever may not be prominent.

NATIONAL FLUWATCH DEFINITIONS FOR INFLUENZA ACTIVITY LEVELS

No activity	No laboratory-confirmed influenza detections in the reporting week, however, sporadically occurring ILI* may be reported
Sporadic	Sporadically occurring ILI* and lab confirmed influenza detection(s) with no outbreaks detected within the influenza surveillance region
Localized	(1) Evidence of increased ILI* and (2) lab confirmed influenza detection(s) together with (3) outbreaks occurring in schools, hospitals, residential institutions and/or other types of facilities occurring in less than 50% of the influenza surveillance region
Widespread	(1) Evidence of increased ILI* and (2) lab confirmed influenza detection(s) together with (3) outbreaks occurring in schools, hospitals, residential institutions and/or other types of facilities occurring in greater than or equal to 50% of the influenza surveillance region

LINKS TO OTHER WEEKLY INFLUENZA REPORTING BODIES

Canada: <http://www.phac-aspc.gc.ca/fluwatch/>
 World: https://www.who.int/influenza/surveillance_monitoring/updates/latest_update_GIP_surveillance/en/index.html
 US: www.cdc.gov/flu/weekly