

## In Summary...

<p><b>Activity levels**</b></p> <ul style="list-style-type: none"> <li>Central, Northern and Western Zones are reporting localized activity during this reporting period. Eastern is reporting sporadic activity.</li> <li>There were no new influenza outbreaks reported during this week and schools in 3 Zones have reported increased absenteeism rates of more than 10%.</li> </ul>
<p><b>Laboratory-confirmed cases*</b></p> <ul style="list-style-type: none"> <li>There have been 9 influenza A and 24 influenza B cases reported during this report week. There have been 77 laboratory confirmed cases of Influenza A and 130 laboratory confirmed case of Influenza B reported during the 2019-2020 influenza season.</li> <li>Positive results were received for Enterovirus/Rhinovirus, Metapneumovirus, and RSV.</li> </ul>
<p><b>Severity</b></p> <ul style="list-style-type: none"> <li>There have been 7 ICU admissions in adults and 4 ICU admissions in children (age group 0-19 years).</li> <li>There have been 3 deaths*** of laboratory confirmed influenza during the 2019-2020 influenza season in adults. There have been 0 deaths*** of laboratory confirmed influenza in children (age group 0-19 years).</li> </ul>
<p><b>Novel Coronavirus (COVID-19) ****</b></p> <ul style="list-style-type: none"> <li>There have been no cases of 2019-nCoV reported during this report week. In total, there have been 7 individuals under investigation and lab results were negative.</li> </ul>
<p><b>Syndromic surveillance</b></p> <ul style="list-style-type: none"> <li>The ILI rate for Nova Scotia for the current week is 1.0</li> <li><b>75%</b> of emergency rooms reported ILI data during this reporting period. Annapolis Community Health Centre, Digby General Hospital, Fishermen's Memorial Hospital, Northside General Hospital, Queens General Hospital, Roseway Hospital, Soldiers Memorial Hospital, South Shore Regional Hospital, Valley Regional Hospital, and Yarmouth Regional Hospital did not report this week.</li> </ul>

**Notes:** \*Reporting weeks run from Sunday to Saturday. The 2019-2020 influenza season is defined using PHAC's influenza surveillance weeks. This year runs from August 25, 2019 (Week 35) to August 22, 2020 (Week 34);

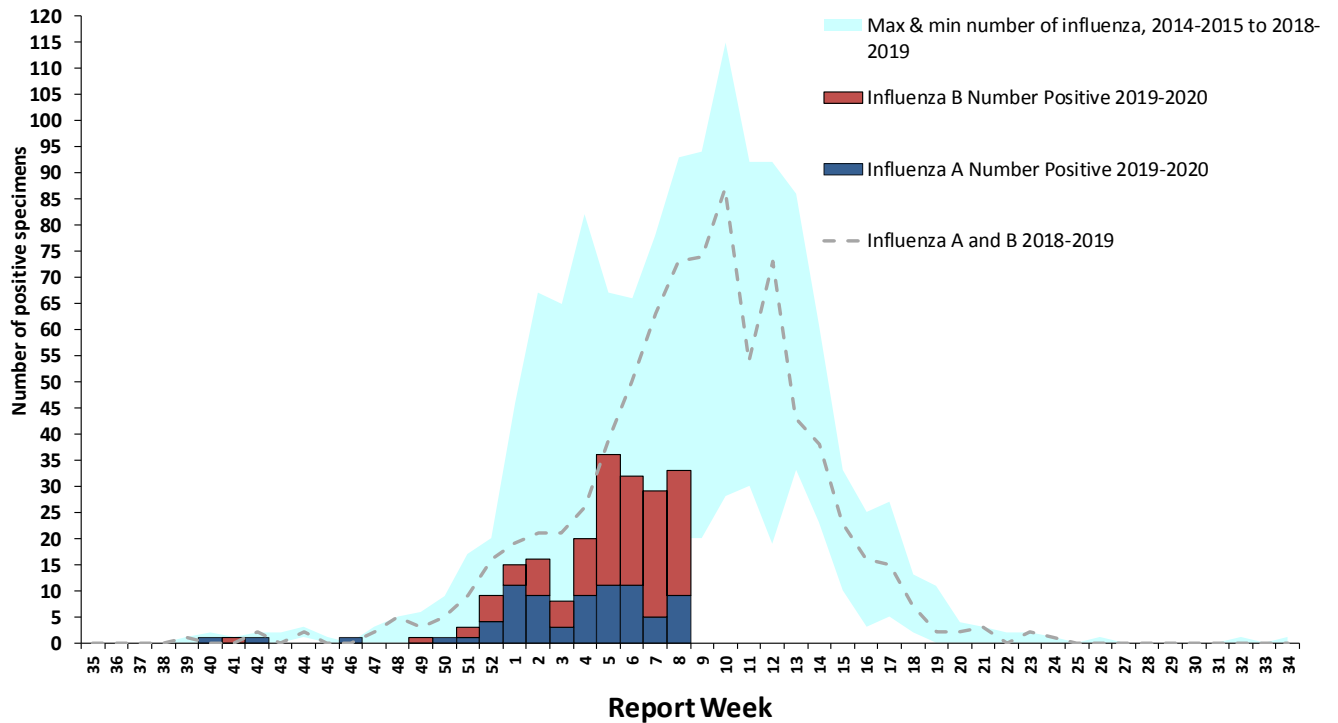
\*\*Activity level data is obtained from CNPHI, see appendix for definitions.

\*\*\*Deaths include individuals with a positive influenza test result, influenza may not have been the major contributing cause of death or hospitalization.

\*\*\*\* Novel Coronavirus (COVID-19) case definitions, see appendix.

**LABORATORY-CONFIRMED INFLUENZA CASES**

**Figure 1: Number of laboratory confirmed influenza cases by report week, 2019-2020 season, with trend-line comparison to 2018-2019 season, Nova Scotia**



**Table 1: Number of laboratory-confirmed influenza cases by zone, current week and cumulative 2019-2020 season in Nova Scotia**

ZONE	CURRENT WEEK			CUMULATIVE 2019-2020		
	TOTAL	INFLUENZA A	INFLUENZA B	TOTAL	INFLUENZA A	INFLUENZA B
Western	3	0	3	31	19	12
Northern	8	1	7	45	12	33
Eastern	2	2	0	16	3	13
Central	20	6	14	115	43	72
<b>Nova Scotia Total</b>	<b>33</b>	<b>9</b>	<b>24</b>	<b>207</b>	<b>77</b>	<b>130</b>

Table 2: Number of laboratory-confirmed influenza cases by age group, current week and cumulative 2019-2020 season in Nova Scotia

AGE	CURRENT WEEK			CUMULATIVE 2019-2020		
	TOTAL	INFLUENZA A	INFLUENZA B	TOTAL	INFLUENZA A	INFLUENZA B
0-4	9	2	7	47	10	37
5-19	10	1	9	59	7	52
20-44	6	2	4	37	9	28
45-64	3	2	1	22	18	4
65+	5	2	3	42	33	9
<b>Nova Scotia Total</b>	<b>33</b>	<b>9</b>	<b>24</b>	<b>207</b>	<b>77</b>	<b>130</b>

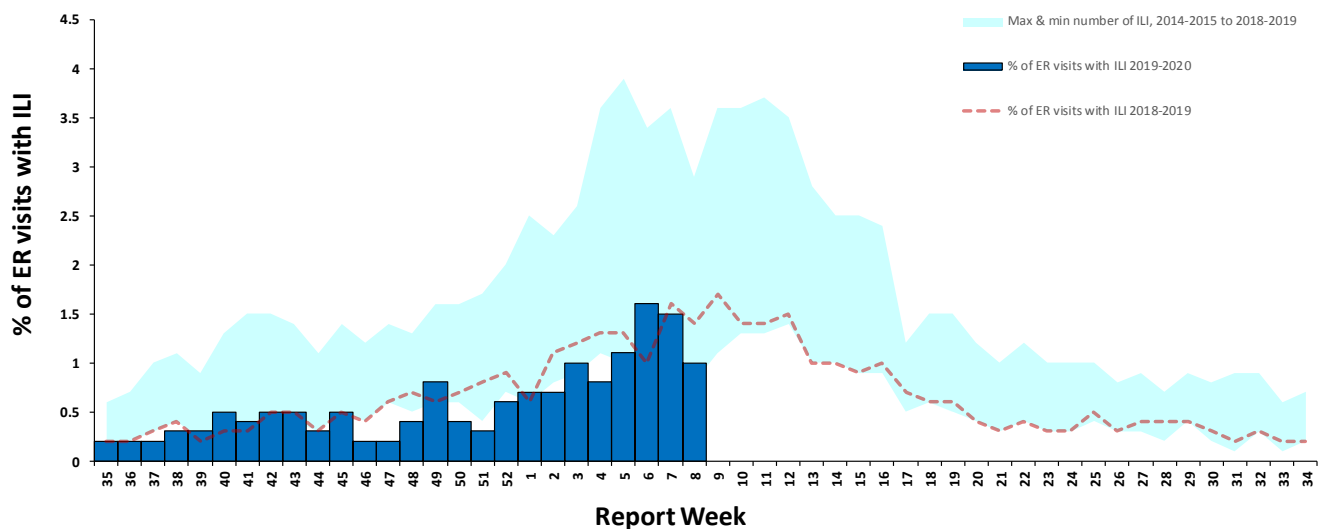
Table 3: Hospitalizations, ICU admissions and deaths for influenza positive patients, current week and cumulative, 2019-2020 season, Nova Scotia

	CURRENT WEEK			CUMULATIVE 2019-2020		
	TOTAL	INFLUENZA A	INFLUENZA B	TOTAL	INFLUENZA A	INFLUENZA B
Hospitalized	8	5	3	62	36	26
Hospitalized - ICU	1	1	0	11	7	4
Deceased*	0	0	0	3	3	0
<b>Nova Scotia Total</b>	<b>9</b>	<b>6</b>	<b>3</b>	<b>76</b>	<b>46</b>	<b>30</b>

\*Deaths include individuals with a positive influenza test result, influenza may not have been the major contributing cause of death or hospitalization.

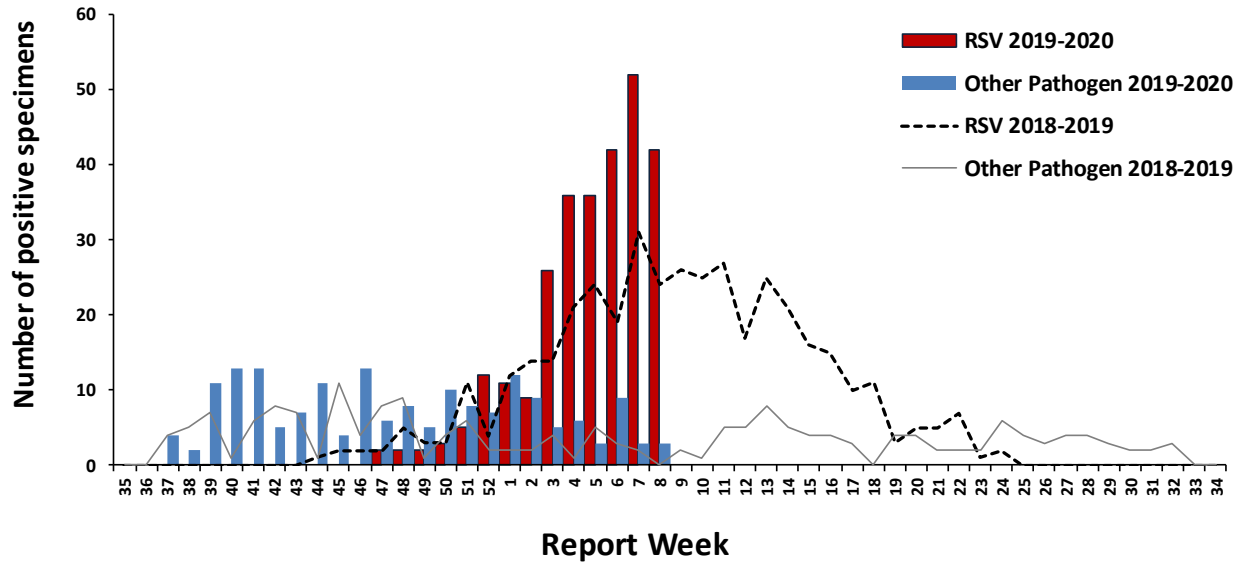
## SYNDROMIC SURVEILLANCE

Figure 2: Percentage of emergency room visits due to ILI by report week, 2019-2020 season, with trend-line comparison to 2018-2019 season, Nova Scotia



### OTHER RESPIRATORY PATHOGENS

Figure 3: Number of positive specimens tested for other respiratory pathogens\* and RSV by report week, 2019-2020 season, with trend-line comparison to 2018-2019 season, Nova Scotia



\* Other respiratory pathogen includes Adenovirus, Bocavirus, Chlamydomphila pneumonia, Coronavirus, Enterovirus, Metapneumovirus, Mycoplasma pneumoniae, Parainfluenza, Pertussis, Rhinovirus.  
Note that data for this figure is obtained from provincial laboratories.

Table 4: Number of positive RSV specimens by age group, 2019-2020 season, Nova Scotia

AGE GROUP	2019-2020
0-5 months	69
6-11 months	41
12-23 months	67
2-5 years	55
6-15 years	5
16-65 years	9
65+ years	34
<b>Nova Scotia Total</b>	<b>280</b>

**Table 5: Number of positive specimens tested for other respiratory pathogens, current report week and cumulative season, Nova Scotia, 2019–2020**

Pathogen	CURRENT WEEK (n positive)	CUMULATIVE 2019-2020
Adenovirus	0	8
Bocavirus	0	1
Chlamydomphila pneumoniae	0	0
Coronavirus*	0	7
Enterovirus/Rhinovirus	2	76
Metapneumovirus	1	9
Mycoplasma pneumoniae	0	43
Parainfluenza	0	21
Pertussis	0	12
Respiratory Syncytial Virus	42	280

\*EXCLUDES novel coronavirus 2019-nCoV

**Table 6: Number of specimens tested for novel coronavirus (COVID-19), cumulative season, Nova Scotia, 2019–2020**

Case	Lab Results			
	Pending	Negative	Positive	Total
Number of lab tests	0	7	0	7

**APPENDIX: DEFINITIONS USED IN INFLUENZA SURVEILLANCE, AND USEFUL LINKS, 2019-2020**

**ACRONYM LIST**

- CNPHI** Canadian Network for Public Health Intelligence  
**ICU** Intensive care unit  
**ILI** Influenza-like illness  
**RSV** Respiratory syncytial virus

**ILI CASE DEFINITION**

Acute onset of respiratory illness with fever and cough and with one or more of the following – sore throat, arthralgia, myalgia or prostration which is likely due to influenza. In children under 5, gastrointestinal symptoms may also be present. In patients under 5 or 65 and older, fever may not be prominent.

**NOVEL CORONAVIRUS (COVID-19) CASE DEFINITION**

<https://www.canada.ca/en/public-health/services/diseases/2019-novel-coronavirus-infection/health-professionals/national-case-definition.html>

**NATIONAL FLUWATCH DEFINITIONS FOR INFLUENZA ACTIVITY LEVELS**

<b>No activity</b>	No laboratory-confirmed influenza detections in the reporting week, however, sporadically occurring ILI* may be reported
<b>Sporadic</b>	Sporadically occurring ILI* and lab confirmed influenza detection(s) with <b>no outbreaks</b> detected within the influenza surveillance region
<b>Localized</b>	(1) Evidence of increased ILI* and (2) lab confirmed influenza detection(s) together with (3) outbreaks occurring in schools, hospitals, residential institutions and/or other types of facilities occurring in less than 50% of the influenza surveillance region
<b>Widespread</b>	(1) Evidence of increased ILI* and (2) lab confirmed influenza detection(s) together with (3) outbreaks occurring in schools, hospitals, residential institutions and/or other types of facilities occurring in greater than or equal to 50% of the influenza surveillance region

**LINKS TO OTHER WEEKLY INFLUENZA REPORTING BODIES**

Canada: <http://www.phac-aspc.gc.ca/fluwatch/>  
 World: [https://www.who.int/influenza/surveillance\\_monitoring/updates/latest\\_update\\_GIP\\_surveillance/en/index.html](https://www.who.int/influenza/surveillance_monitoring/updates/latest_update_GIP_surveillance/en/index.html)  
 US: [www.cdc.gov/flu/weekly](http://www.cdc.gov/flu/weekly)