

## In Summary...

|   |
|---|
| <b>Activity levels**</b>  |
| <ul style="list-style-type: none"> <li>There is no activity in the province.</li> </ul>   |
| <b>Laboratory-confirmed cases*</b>  |
| <ul style="list-style-type: none"> <li>There were no new cases of Influenza during this reporting period. There have been 0 laboratory confirmed cases of Influenza A and 0 laboratory confirmed cases of Influenza B reported during the 2020-2021 influenza season.</li> <li>Positive results were found for Enterovirus/Rhinovirus.</li> </ul>                               |
| <b>Severity</b>   |
| <ul style="list-style-type: none"> <li>There have been 0 ICU admissions in adults and 0 ICU admissions in children (age group 0-19 years).</li> <li>There have been 0 deaths*** of laboratory confirmed influenza during the 2020-2021 influenza season in adults. There have been 0 deaths*** of laboratory confirmed influenza in children (age group 0-19 years).</li> </ul> |
| <b>Novel Coronavirus (COVID-19)</b>   |
| <ul style="list-style-type: none"> <li>For the most recent numbers for COVID-19 please refer to <a href="https://novascotia.ca/coronavirus/#cases">https://novascotia.ca/coronavirus/#cases</a></li> </ul>  |
| <b>Syndromic surveillance</b>   |
| <ul style="list-style-type: none"> <li>The ILI rate for Nova Scotia during this reporting period is 0.2.</li> </ul>   |

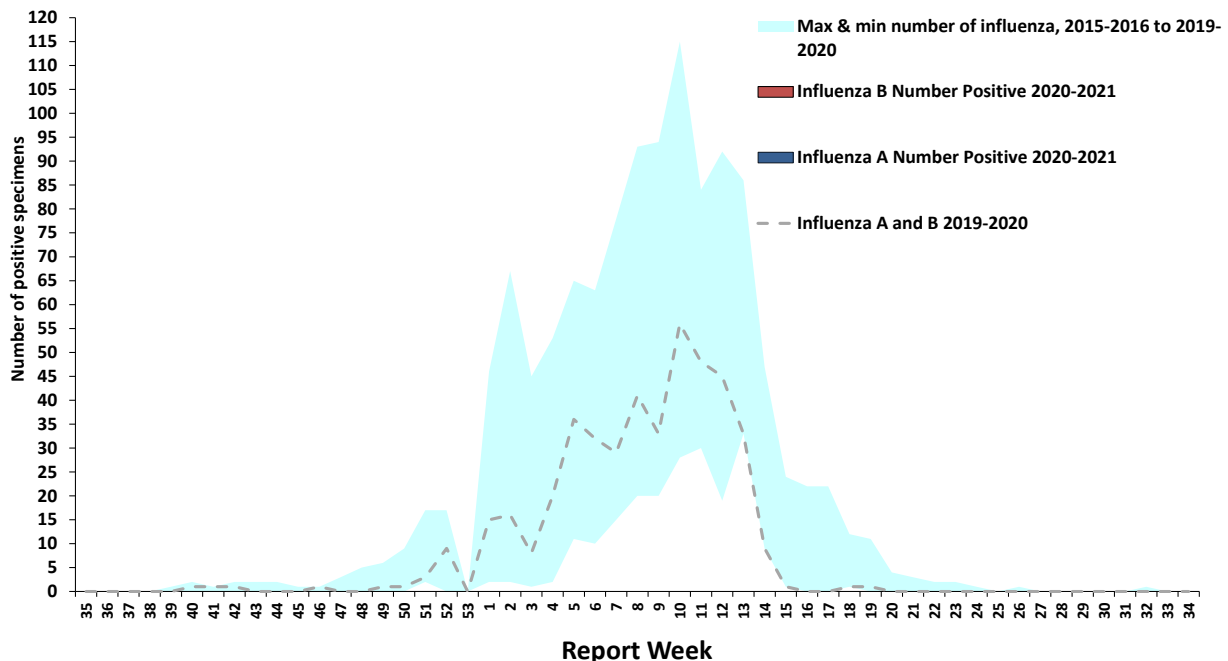
**Notes:** \*Reporting weeks run from Sunday to Saturday. The 2020-2021 influenza season is defined using PHAC's influenza surveillance weeks. This year runs from August 23, 2020 (Week 35) to August 28, 2021 (Week 34);

\*\*Activity level data is obtained from CNPHI, see appendix for definitions.

\*\*\*Deaths include individuals with a positive influenza test result, influenza may not have been the major contributing cause of death or hospitalization.

### LABORATORY-CONFIRMED INFLUENZA CASES

**Figure 1: Number of laboratory confirmed influenza cases by report week, 2020-2021 season, with trend-line comparison to 2019-2020 season, Nova Scotia**



**Table 1: Number of laboratory-confirmed influenza cases by zone, current week and cumulative 2020-2021 season in Nova Scotia**

| ZONE                     | CURRENT WEEK |             |             | CUMULATIVE 2020-2021 |             |             |
|--------------------------|--------------|-------------|-------------|----------------------|-------------|-------------|
|                          | TOTAL        | INFLUENZA A | INFLUENZA B | TOTAL                | INFLUENZA A | INFLUENZA B |
| Western                  | 0            | 0           | 0           | 0                    | 0           | 0           |
| Northern                 | 0            | 0           | 0           | 0                    | 0           | 0           |
| Eastern                  | 0            | 0           | 0           | 0                    | 0           | 0           |
| Central                  | 0            | 0           | 0           | 0                    | 0           | 0           |
| <b>Nova Scotia Total</b> | <b>0</b>     | <b>0</b>    | <b>0</b>    | <b>0</b>             | <b>0</b>    | <b>0</b>    |

**Table 2: Number of laboratory-confirmed influenza cases by age group, current week and cumulative 2020-2021 season in Nova Scotia**

| AGE                      | CURRENT WEEK |             |             | CUMULATIVE 2020-2021 |             |             |
|--------------------------|--------------|-------------|-------------|----------------------|-------------|-------------|
|                          | TOTAL        | INFLUENZA A | INFLUENZA B | TOTAL                | INFLUENZA A | INFLUENZA B |
| 0-4                      | 0            | 0           | 0           | 0                    | 0           | 0           |
| 5-19                     | 0            | 0           | 0           | 0                    | 0           | 0           |
| 20-44                    | 0            | 0           | 0           | 0                    | 0           | 0           |
| 45-64                    | 0            | 0           | 0           | 0                    | 0           | 0           |
| 65+                      | 0            | 0           | 0           | 0                    | 0           | 0           |
| <b>Nova Scotia Total</b> | <b>0</b>     | <b>0</b>    | <b>0</b>    | <b>0</b>             | <b>0</b>    | <b>0</b>    |

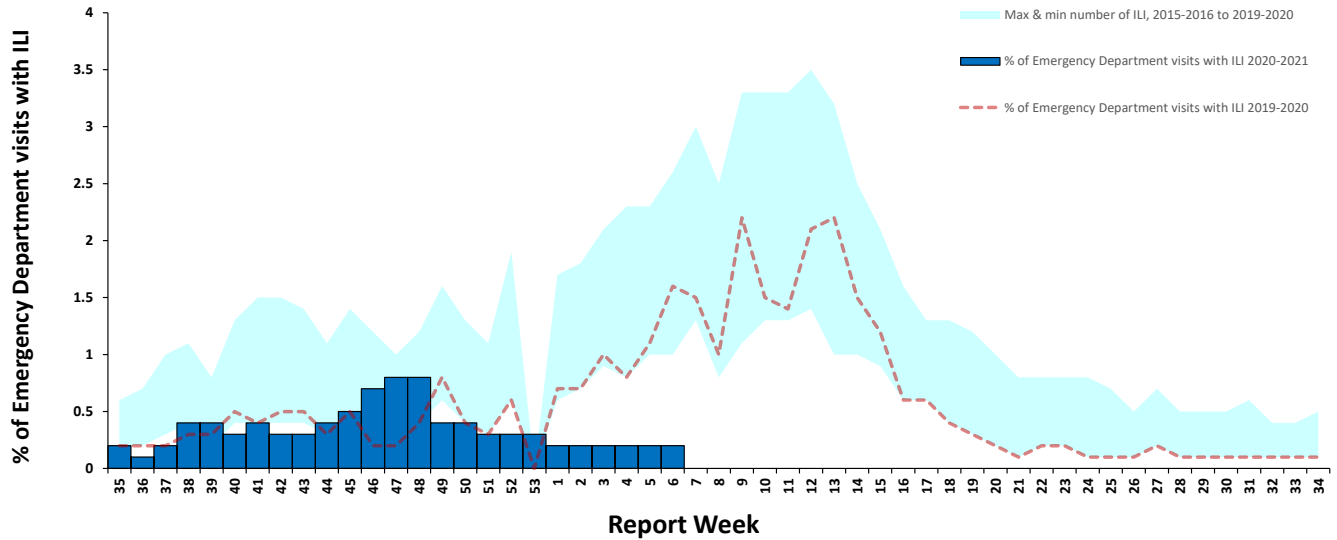
**Table 3: Hospitalizations, ICU admissions and deaths for influenza positive patients, current week and cumulative, 2020-2021 season, Nova Scotia**

|                          | CURRENT WEEK |             |             | CUMULATIVE 2020-2021 |             |             |
|--------------------------|--------------|-------------|-------------|----------------------|-------------|-------------|
|                          | TOTAL        | INFLUENZA A | INFLUENZA B | TOTAL                | INFLUENZA A | INFLUENZA B |
| Hospitalized             | 0            | 0           | 0           | 0                    | 0           | 0           |
| Hospitalized - ICU       | 0            | 0           | 0           | 0                    | 0           | 0           |
| Deceased*                | 0            | 0           | 0           | 0                    | 0           | 0           |
| <b>Nova Scotia Total</b> | <b>0</b>     | <b>0</b>    | <b>0</b>    | <b>0</b>             | <b>0</b>    | <b>0</b>    |

\*Deaths include individuals with a positive influenza test result, influenza may not have been the major contributing cause of death or hospitalization.

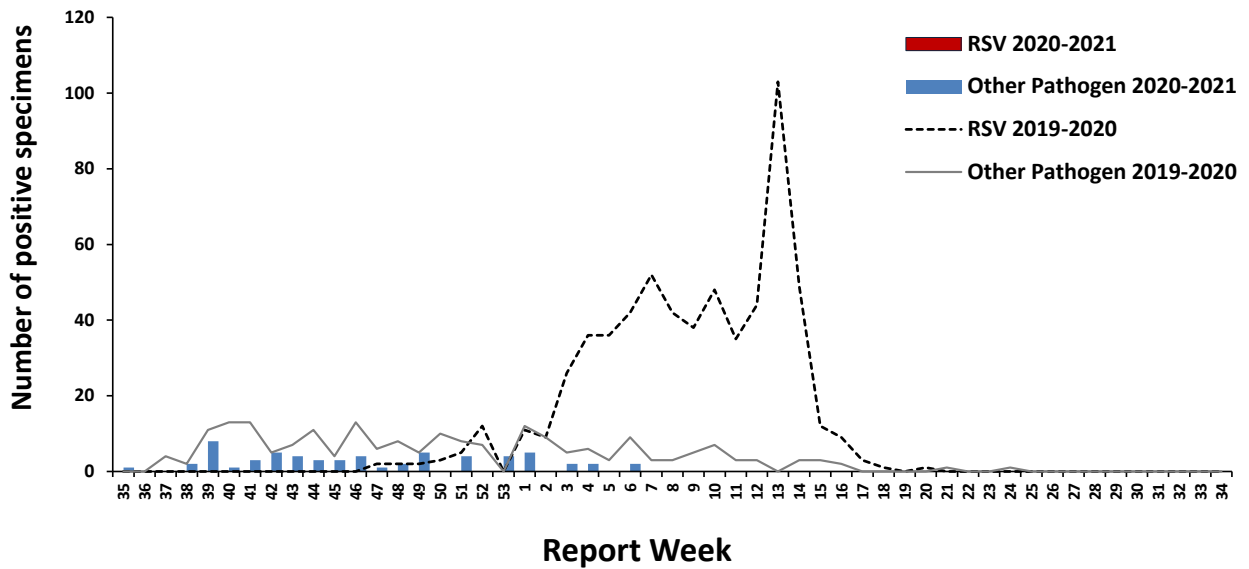
**SYNDROMIC SURVEILLANCE**

**Figure 2: Percentage of Emergency Department visits due to ILI by report week, 2020-2021 season, with trend-line comparison to 2019-2020 season, Nova Scotia**



**OTHER RESPIRATORY PATHOGENS**

**Figure 3: Number of positive specimens tested for other respiratory pathogens\* and RSV by report week, 2020-2021 season, with trend-line comparison to 2019-2020 season, Nova Scotia**



\* Other respiratory pathogen includes Adenovirus, Bocavirus, Chlamydomphila pneumonia, Coronavirus, Enterovirus, Metapneumovirus, Mycoplasma pneumoniae, Parainfluenza, Pertussis, Rhinovirus.  
 Note that data for this figure is obtained from provincial laboratories.

Table 4: Number of positive RSV specimens by age group, 2020-2021 season, Nova Scotia

| AGE GROUP                | 2020-2021 |
|--------------------------|-----------|
| 0-5 months               | 0         |
| 6-11 months              | 0         |
| 12-23 months             | 0         |
| 2-5 years                | 0         |
| 6-15 years               | 0         |
| 16-65 years              | 0         |
| 65+ years                | 0         |
| <b>Nova Scotia Total</b> | <b>0</b>  |

Table 5: Number of positive specimens tested for other respiratory pathogens, current report week and cumulative season, Nova Scotia, 2020–2021

| Pathogen                    | CURRENT WEEK<br>(n positive) | CUMULATIVE 2020-2021 |
|-----------------------------|------------------------------|----------------------|
| Adenovirus                  | 0                            | 6                    |
| Bocavirus                   | 0                            | 0                    |
| Chlamydomphila pneumoniae   | 0                            | 0                    |
| Coronavirus*                | 0                            | 0                    |
| Enterovirus/Rhinovirus      | 2                            | 55                   |
| Metapneumovirus             | 0                            | 0                    |
| Mycoplasma pneumoniae       | 0                            | 0                    |
| Parainfluenza               | 0                            | 0                    |
| Pertussis                   | 0                            | 0                    |
| Respiratory Syncytial Virus | 0                            | 0                    |

\*EXCLUDES novel coronavirus 2019-nCoV

## Week 6 (February 7, 2021 to February 13, 2021)

### APPENDIX: DEFINITIONS USED IN INFLUENZA SURVEILLANCE, AND USEFUL LINKS, 2020-2021

#### ACRONYM LIST

|              |   |
|--------------|---|
| <b>CNPHI</b> | Canadian Network for Public Health Intelligence |
| <b>ICU</b>   | Intensive care unit                             |
| <b>ILI</b>   | Influenza-like illness                          |
| <b>RSV</b>   | Respiratory syncytial virus                     |

#### ILI CASE DEFINITION

Acute onset of respiratory illness with fever and cough and with one or more of the following – sore throat, arthralgia, myalgia or prostration which is likely due to influenza. In children under 5, gastrointestinal symptoms may also be present. In patients under 5 or 65 and older, fever may not be prominent.

#### NATIONAL FLUWATCH DEFINITIONS FOR INFLUENZA ACTIVITY LEVELS

|                    |   |
|--------------------|---|
| <b>No activity</b> | No laboratory-confirmed influenza detections in the reporting week, however, sporadically occurring ILI* may be reported  |
| <b>Sporadic</b>    | Sporadically occurring ILI* and lab confirmed influenza detection(s) with <b>no outbreaks</b> detected within the influenza surveillance region   |
| <b>Localized</b>   | (1) Evidence of increased ILI* and<br>(2) lab confirmed influenza detection(s) together with<br>(3) outbreaks occurring in schools, hospitals, residential institutions and/or other types of facilities occurring in less than 50% of the influenza surveillance region                |
| <b>Widespread</b>  | (1) Evidence of increased ILI* and<br>(2) lab confirmed influenza detection(s) together with<br>(3) outbreaks occurring in schools, hospitals, residential institutions and/or other types of facilities occurring in greater than or equal to 50% of the influenza surveillance region |

#### LINKS TO OTHER WEEKLY INFLUENZA REPORTING BODIES

Canada: <http://www.phac-aspc.gc.ca/fluwatch/>  
World: [https://www.who.int/influenza/surveillance\\_monitoring/updates/latest\\_update\\_GIP\\_surveillance/en/index.html](https://www.who.int/influenza/surveillance_monitoring/updates/latest_update_GIP_surveillance/en/index.html)  
US: [www.cdc.gov/flu/weekly](http://www.cdc.gov/flu/weekly)