

## IN SUMMARY...

<b>Activity levels**</b>
<ul style="list-style-type: none"> <li>Zone 1, 3 and 4 are reporting localized activity and Zone 2 has sporadic activity.</li> <li>8 Influenza outbreaks were reported in Zones 1, 3 and 4.</li> </ul>
<b>Laboratory-confirmed cases***</b>
<ul style="list-style-type: none"> <li>There were 25 influenza A and 1 influenza B case reported during this week. There have been 309 lab confirmed cases of Influenza A and 9 influenza B reported during the 2016-2017 influenza season.</li> <li>Positive test results were received for coronavirus, pertussis, and RSV.</li> </ul>
<b>Severity</b>
<ul style="list-style-type: none"> <li>There have been 16 ICU admissions and 13 deaths*** of laboratory confirmed influenza during the 2016-2017 influenza season.</li> </ul>
<b>Syndromic surveillance</b>
<ul style="list-style-type: none"> <li>The average ILI rate for Nova Scotia during this reporting period was 1.3.</li> <li>97.5% of emergency rooms reported ILI data during this reporting period. Cape Breton Regional Hospital did not report Emergency Room ILI.</li> </ul>

**Notes:** \*Reporting weeks run from Sunday to Saturday. The 2016-2017 influenza season is defined using PHAC's influenza surveillance weeks. This year runs from August 28, 2016 (Week 35) to August 26, 2017 (Week 34);

\*\*Activity level data is obtained from CNPHI, see appendix for definitions;

\*\*\*Deaths include individuals with a positive influenza test result, influenza may not have been the major contributing cause of death or hospitalization.

## LABORATORY-CONFIRMED INFLUENZA CASES

**Figure 1: Number of laboratory confirmed influenza cases by report week, 2016-2017 season, with trend-line comparison to 2015-2016 season, Nova Scotia.**

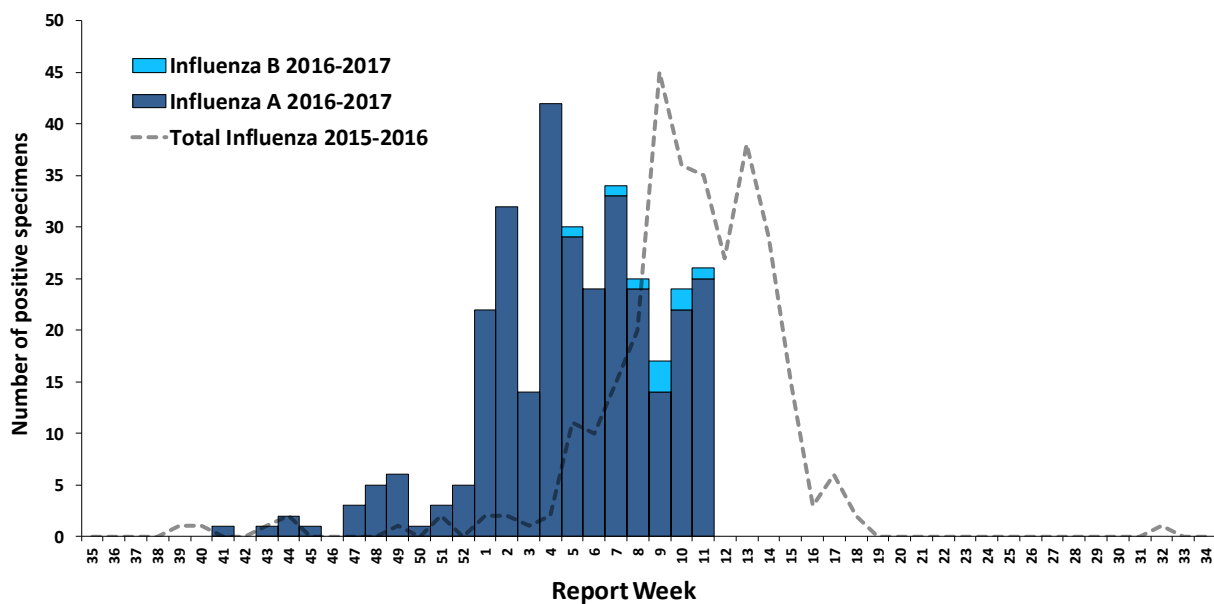


Table 1: Number of laboratory-confirmed influenza cases by zone, current week and cumulative 2016-2017 season in Nova Scotia.

ZONE	CURRENT WEEK			CUMULATIVE 2016-2017		
	TOTAL	INFLUENZA A	INFLUENZA B	TOTAL	INFLUENZA A	INFLUENZA B
Western	9	9	0	63	62	1
Northern	3	3	0	26	26	0
Eastern	1	0	1	85	82	3
Central	13	13	0	144	139	5
<b>Nova Scotia Total</b>	<b>26</b>	<b>25</b>	<b>1</b>	<b>318</b>	<b>309</b>	<b>9</b>

Table 2: Number of laboratory-confirmed influenza cases by age group, current week and cumulative 2016-2017 season in Nova Scotia.

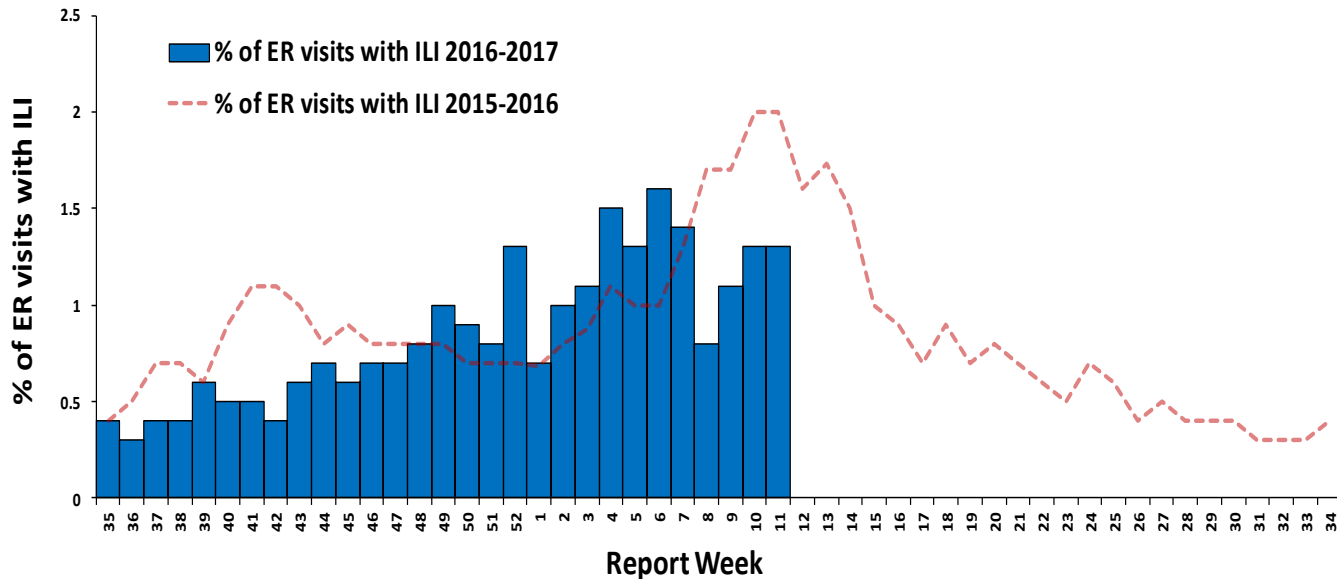
AGE	CURRENT WEEK			CUMULATIVE 2016-2017		
	TOTAL	INFLUENZA A	INFLUENZA B	TOTAL	INFLUENZA A	INFLUENZA B
0-4	0	0	0	17	17	0
5-19	3	2	1	14	12	2
20-44	2	2	0	13	12	1
45-64	2	2	0	31	30	1
65+	19	19	0	243	238	5
<b>Nova Scotia Total</b>	<b>26</b>	<b>25</b>	<b>1</b>	<b>318</b>	<b>309</b>	<b>9</b>

Table 3: Hospitalizations, ICU admissions and deaths for influenza positive patients, current week and cumulative, 2016-2017 season, Nova Scotia.

OUTCOME	CURRENT WEEK			CUMULATIVE 2016-2017		
	TOTAL	INFLUENZA A	INFLUENZA B	TOTAL	INFLUENZA A	INFLUENZA B
Hospitalized	21	20	1	180	175	5
Hospitalized - ICU	2	2	0	16	16	0
Deceased*	0	0	0	13	13	0
<b>Nova Scotia Total</b>	<b>23</b>	<b>22</b>	<b>1</b>	<b>209</b>	<b>204</b>	<b>5</b>

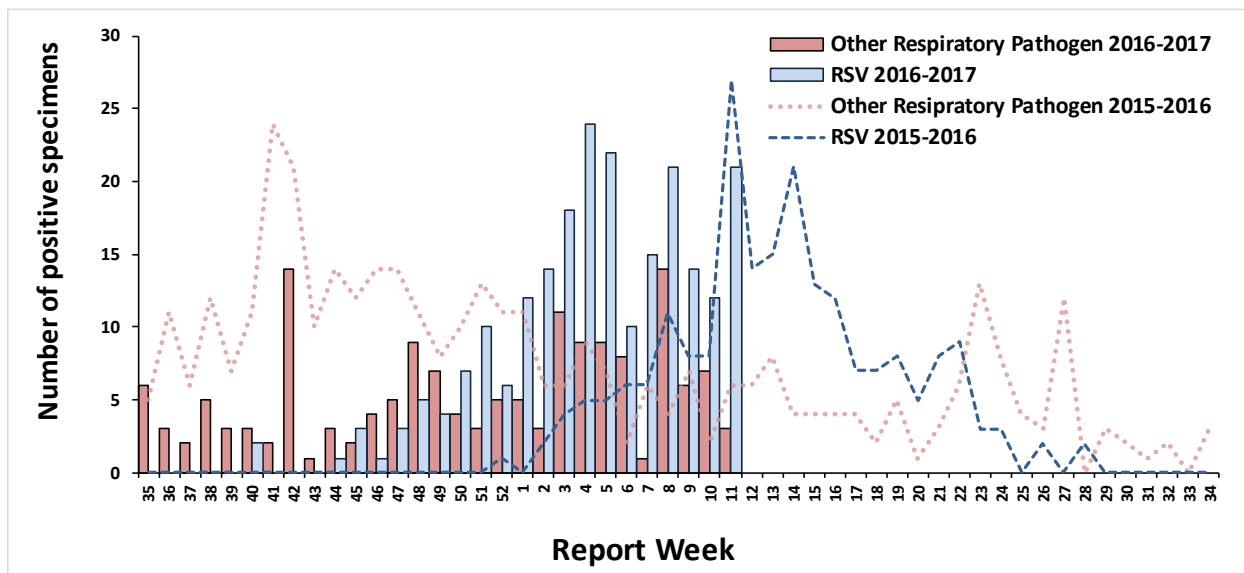
## SYNDROMIC SURVEILLANCE

Figure 2: Percentage of emergency room visits due to ILI by report week, 2016-2017 season, with trend-line comparison to 2015-2016 season, Nova Scotia.



## OTHER RESPIRATORY PATHOGENS

Figure 3: Number of positive specimens tested for other respiratory pathogens\* and RSV by report week, 2016-2017 season, with trend-line comparison to 2015-2016 season, Nova Scotia.



\* Other respiratory pathogen includes Adenovirus, Bocavirus, Chlamydomphila pneumonia, Coronavirus, Enterovirus, Metapneumovirus, Mycoplasma pneumoniae, Parainfluenza, Pertussis, Rhinovirus.  
Note that data for this figure is obtained from provincial laboratories.

**Table 4: Number of positive RSV specimens by age group, 2016-2017 season, Nova Scotia.**

AGE GROUP	RSV CUMULATIVE 2016-2017
0-5 months	67
6-11 months	20
12-23 months	26
2-5 years	28
6-15 years	2
16-65 years	7
65+ years	75
<b>Nova Scotia Total</b>	<b>225</b>

**Table 5: Number of positive specimens tested for other respiratory pathogens, current report week and cumulative season, Nova Scotia, 2016–2017.**

PATHOGEN	CURRENT WEEK (n positive)	CUMULATIVE 2016-2017
Adenovirus	0	3
Bocavirus	0	2
Chlamydomphila pneumoniae	0	7
Coronavirus	1	25
Enterovirus	0	5
Metapneumovirus	0	8
Mycoplasma pneumoniae	0	24
Parainfluenza	0	18
Pertussis	2	33
Respiratory Syncytial Virus	21	225
Rhinovirus	0	32

**APPENDIX: DEFINITIONS USED IN INFLUENZA SURVEILLANCE, AND USEFUL LINKS, 2016-2017**

**ACRONYM LIST**

- CNPHI** Canadian Network for Public Health Intelligence  
**ICU** Intensive care unit  
**ILI** Influenza-like illness  
**RSV** Respiratory syncytial virus

**ILI CASE DEFINITION**

Acute onset of respiratory illness with fever and cough and with one or more of the following – sore throat, arthralgia, myalgia or prostration which is likely due to influenza. In children under 5, gastrointestinal symptoms may also be present. In patients under 5 or 65 and older, fever may not be prominent.

**MANAGEMENT ZONES**

- Zone 1** – Western  
**Zone 2** – Northern  
**Zone 3**– Eastern  
**Zone 4** - Central

**NATIONAL FLUWATCH DEFINITIONS FOR INFLUENZA ACTIVITY LEVELS**

<b>No activity</b>	No laboratory-confirmed influenza detections in the reporting week, however, sporadically occurring ILI* may be reported
<b>Sporadic</b>	Sporadically occurring ILI* and lab confirmed influenza detection(s) with <b>no outbreaks</b> detected within the influenza surveillance region
<b>Localized</b>	(1) Evidence of increased ILI* and (2) lab confirmed influenza detection(s) together with (3) outbreaks occurring in schools, hospitals, residential institutions and/or other types of facilities occurring in less than 50% of the influenza surveillance region
<b>Widespread</b>	(1) Evidence of increased ILI* and (2) lab confirmed influenza detection(s) together with (3) outbreaks occurring in schools, hospitals, residential institutions and/or other types of facilities occurring in greater than or equal to 50% of the influenza surveillance region

**LINKS TO OTHER WEEKLY INFLUENZA REPORTING BODIES**

Canada: <http://www.phac-aspc.gc.ca/fluwatch/>  
World: [https://www.who.int/influenza/surveillance\\_monitoring/updates/latest\\_update\\_GIP\\_surveillance/en/index.html](https://www.who.int/influenza/surveillance_monitoring/updates/latest_update_GIP_surveillance/en/index.html)  
US: [www.cdc.gov/flu/weekly](http://www.cdc.gov/flu/weekly)