

## IN SUMMARY...

<b>Activity levels**</b>
<ul style="list-style-type: none"> <li>Zones 1, 3 and 4 are reporting sporadic activity. Zone 2 has no activity.</li> <li>No Influenza outbreaks were reported this week.</li> </ul>
<b>Laboratory-confirmed cases***</b>
<ul style="list-style-type: none"> <li>There were 8 influenza A and 2 influenza B case reported during this week. There have been 396 lab confirmed cases of Influenza A and 24 influenza B reported during the 2016-2017 influenza season.</li> <li>Positive test results were received for coronavirus, metapneumovirus, parainfluenza and RSV.</li> </ul>
<b>Severity</b>
<ul style="list-style-type: none"> <li>There have been 22 ICU admissions and 25 deaths*** of laboratory confirmed influenza during the 2016-2017 influenza season.</li> </ul>
<b>Syndromic surveillance</b>
<ul style="list-style-type: none"> <li>The average ILI rate for Nova Scotia during this reporting period was 1.0.</li> <li>95% of emergency rooms reported ILI data during this reporting period. Inverness Consolidated Memorial and St. Anne Hospital did not report ILI rates for this reporting week.</li> </ul>

**Notes:** \*Reporting weeks run from Sunday to Saturday. The 2016-2017 influenza season is defined using PHAC's influenza surveillance weeks. This year runs from August 28, 2016 (Week 35) to August 26, 2017 (Week 34);

\*\*Activity level data is obtained from CNPHI, see appendix for definitions;

\*\*\*Deaths include individuals with a positive influenza test result, influenza may not have been the major contributing cause of death or hospitalization.

## LABORATORY-CONFIRMED INFLUENZA CASES

**Figure 1: Number of laboratory confirmed influenza cases by report week, 2016-2017 season, with trend-line comparison to 2015-2016 season, Nova Scotia.**

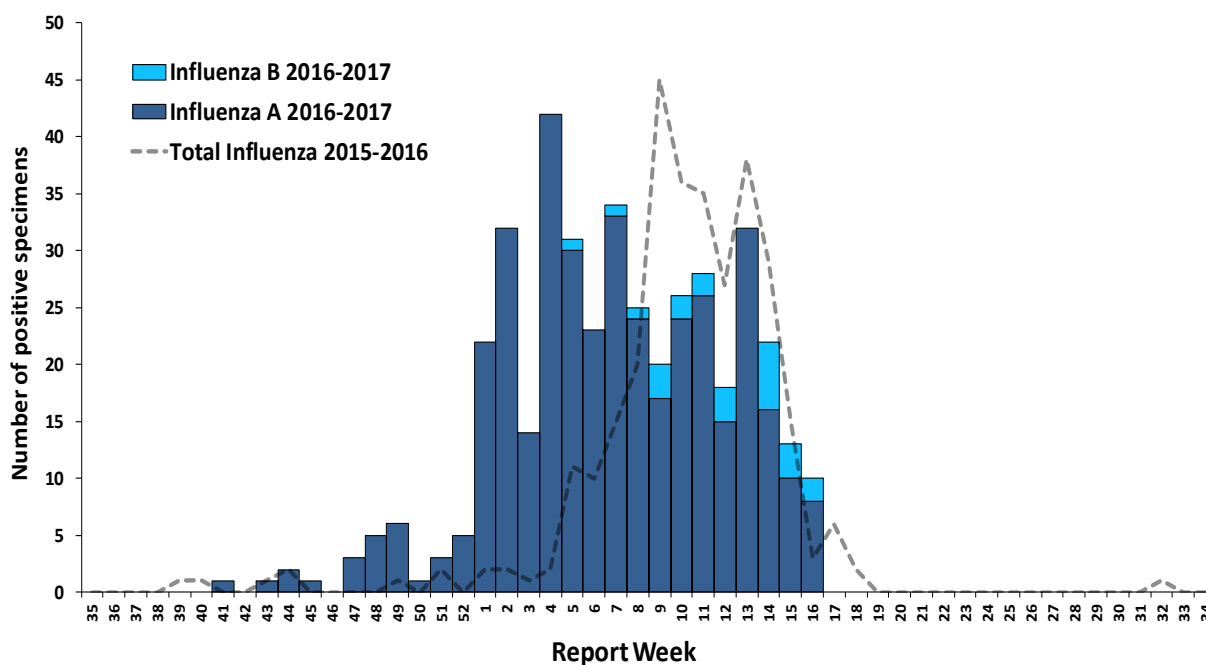


Table 1: Number of laboratory-confirmed influenza cases by zone, current week and cumulative 2016-2017 season in Nova Scotia.

ZONE	CURRENT WEEK			CUMULATIVE 2016-2017		
	TOTAL	INFLUENZA A	INFLUENZA B	TOTAL	INFLUENZA A	INFLUENZA B
Western	1	1	0	95	94	1
Northern	0	0	0	34	33	1
Eastern	1	0	1	94	87	7
Central	8	7	1	197	182	15
<b>Nova Scotia Total</b>	<b>10</b>	<b>8</b>	<b>2</b>	<b>420</b>	<b>396</b>	<b>24</b>

Table 2: Number of laboratory-confirmed influenza cases by age group, current week and cumulative 2016-2017 season in Nova Scotia.

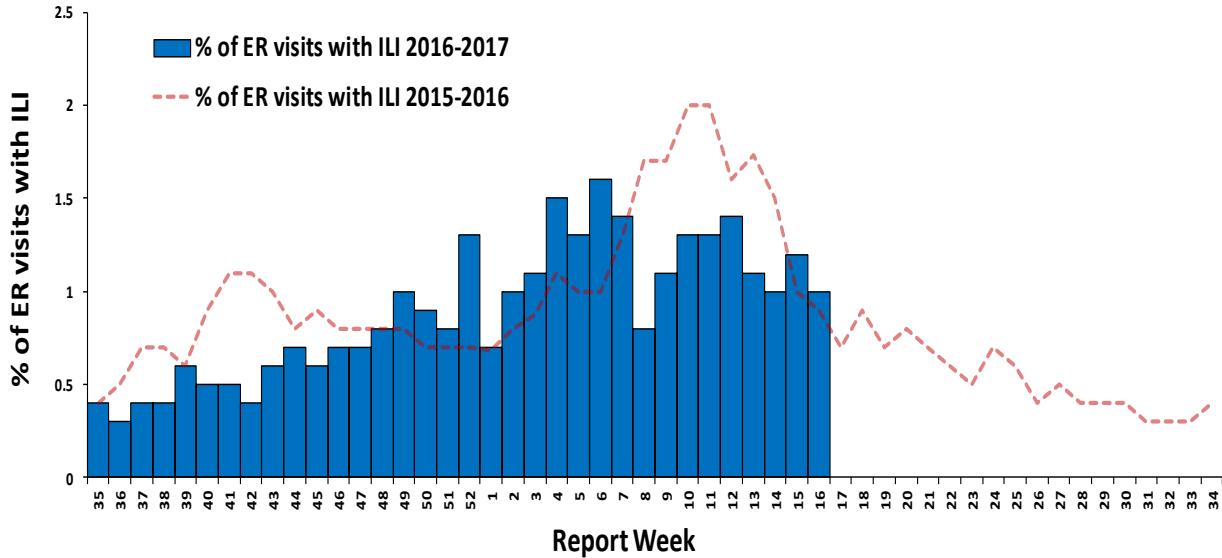
AGE	CURRENT WEEK			CUMULATIVE 2016-2017		
	TOTAL	INFLUENZA A	INFLUENZA B	TOTAL	INFLUENZA A	INFLUENZA B
0-4	0	0	0	23	21	2
5-19	1	1	0	19	14	5
20-44	0	0	0	16	14	2
45-64	0	0	0	41	38	3
65+	9	7	2	321	309	12
<b>Nova Scotia Total</b>	<b>10</b>	<b>8</b>	<b>2</b>	<b>420</b>	<b>396</b>	<b>24</b>

Table 3: Hospitalizations, ICU admissions and deaths for influenza positive patients, current week and cumulative, 2016-2017 season, Nova Scotia.

OUTCOME	CURRENT WEEK			CUMULATIVE 2016-2017		
	TOTAL	INFLUENZA A	INFLUENZA B	TOTAL	INFLUENZA A	INFLUENZA B
Hospitalized	9	7	2	227	211	16
Hospitalized - ICU	1	1	0	22	22	0
Deceased*	0	0	0	25	25	0
<b>Nova Scotia Total</b>	<b>10</b>	<b>8</b>	<b>2</b>	<b>274</b>	<b>258</b>	<b>16</b>

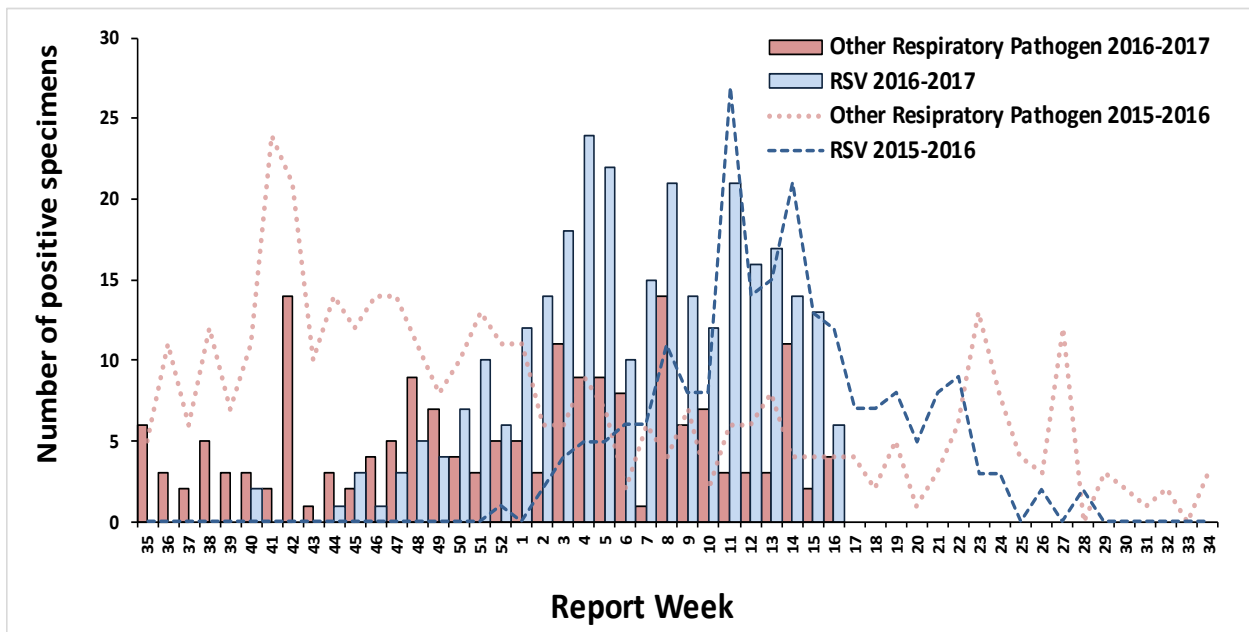
### SYNDROMIC SURVEILLANCE

Figure 2: Percentage of emergency room visits due to ILI by report week, 2016-2017 season, with trend-line comparison to 2015-2016 season, Nova Scotia.



### OTHER RESPIRATORY PATHOGENS

Figure 3: Number of positive specimens tested for other respiratory pathogens\* and RSV by report week, 2016-2017 season, with trend-line comparison to 2015-2016 season, Nova Scotia.



\* Other respiratory pathogen includes Adenovirus, Bocavirus, Chlamydomphila pneumonia, Coronavirus, Enterovirus, Metapneumovirus, Mycoplasma pneumoniae, Parainfluenza, Pertussis, Rhinovirus.  
Note that data for this figure is obtained from provincial laboratories.

**Table 4: Number of positive RSV specimens by age group, 2016-2017 season, Nova Scotia.**

AGE GROUP	2016-2017
0-5 months	84
6-11 months	25
12-23 months	29
2-5 years	35
6-15 years	2
16-65 years	14
65+ years	102
<b>Nova Scotia Total</b>	<b>291</b>

**Table 5: Number of positive specimens tested for other respiratory pathogens, current report week and cumulative season, Nova Scotia, 2016–2017.**

PATHOGEN	CURRENT WEEK (n positive)	CUMULATIVE 2016-2017
Adenovirus	0	4
Bocavirus	0	4
Chlamydomphila pneumoniae	0	7
Coronavirus	1	27
Enterovirus	0	5
Metapneumovirus	2	12
Mycoplasma pneumoniae	0	24
Parainfluenza	1	20
Pertussis	0	43
Respiratory Syncytial Virus	6	291
Rhinovirus	0	34

## APPENDIX: DEFINITIONS USED IN INFLUENZA SURVEILLANCE, AND USEFUL LINKS, 2016-2017

### ACRONYM LIST

**CNPHI** Canadian Network for Public Health Intelligence

**ICU** Intensive care unit

**ILI** Influenza-like illness

**RSV** Respiratory syncytial virus

### ILI CASE DEFINITION

Acute onset of respiratory illness with fever and cough and with one or more of the following – sore throat, arthralgia, myalgia or prostration which is likely due to influenza. In children under 5, gastrointestinal symptoms may also be present. In patients under 5 or 65 and older, fever may not be prominent.

### MANAGEMENT ZONES

**Zone 1** – Western

**Zone 2** – Northern

**Zone 3**– Eastern

**Zone 4** - Central

### NATIONAL FLUWATCH DEFINITIONS FOR INFLUENZA ACTIVITY LEVELS

<b>No activity</b>	No laboratory-confirmed influenza detections in the reporting week, however, sporadically occurring ILI* may be reported
<b>Sporadic</b>	Sporadically occurring ILI* and lab confirmed influenza detection(s) with <b>no outbreaks</b> detected within the influenza surveillance region
<b>Localized</b>	(1) Evidence of increased ILI* and (2) lab confirmed influenza detection(s) together with (3) outbreaks occurring in schools, hospitals, residential institutions and/or other types of facilities occurring in less than 50% of the influenza surveillance region
<b>Widespread</b>	(1) Evidence of increased ILI* and (2) lab confirmed influenza detection(s) together with (3) outbreaks occurring in schools, hospitals, residential institutions and/or other types of facilities occurring in greater than or equal to 50% of the influenza surveillance region

### LINKS TO OTHER WEEKLY INFLUENZA REPORTING BODIES

Canada: <http://www.phac-aspc.gc.ca/fluwatch/>

World: [https://www.who.int/influenza/surveillance\\_monitoring/updates/latest\\_update\\_GIP\\_surveillance/en/index.html](https://www.who.int/influenza/surveillance_monitoring/updates/latest_update_GIP_surveillance/en/index.html)

US: [www.cdc.gov/flu/weekly](http://www.cdc.gov/flu/weekly)