

## IN SUMMARY...

<b>Activity levels**</b>
<ul style="list-style-type: none"> <li>Zones 1 &amp; 3 are reporting localized activity and Zone 4 has sporadic activity. Zone 2 is reporting no activity.</li> <li>There have been 11 influenza outbreaks reported for this 2 week period week.</li> </ul>
<b>Laboratory-confirmed cases***</b>
<ul style="list-style-type: none"> <li>There were 16 influenza A cases and 1 influenza B case reported this week. There have been 35 laboratory confirmed cases of Influenza A and 2 laboratory confirmed case of influenza B reported during the 2017-2018 influenza season.</li> <li>Positive test results were received for bocavirus, parainfluenza, rhinovirus and RSV.</li> </ul>
<b>Severity</b>
<ul style="list-style-type: none"> <li>There have been 2 ICU admissions and no influenza deaths*** of laboratory confirmed influenza during the 2017-2018 influenza season.</li> </ul>
<b>Syndromic surveillance</b>
<ul style="list-style-type: none"> <li>The average ILI rate for Nova Scotia during this reporting period was 0.8.</li> <li><b>81.25%</b> of emergency rooms reported ILI data during this reporting period.</li> </ul>

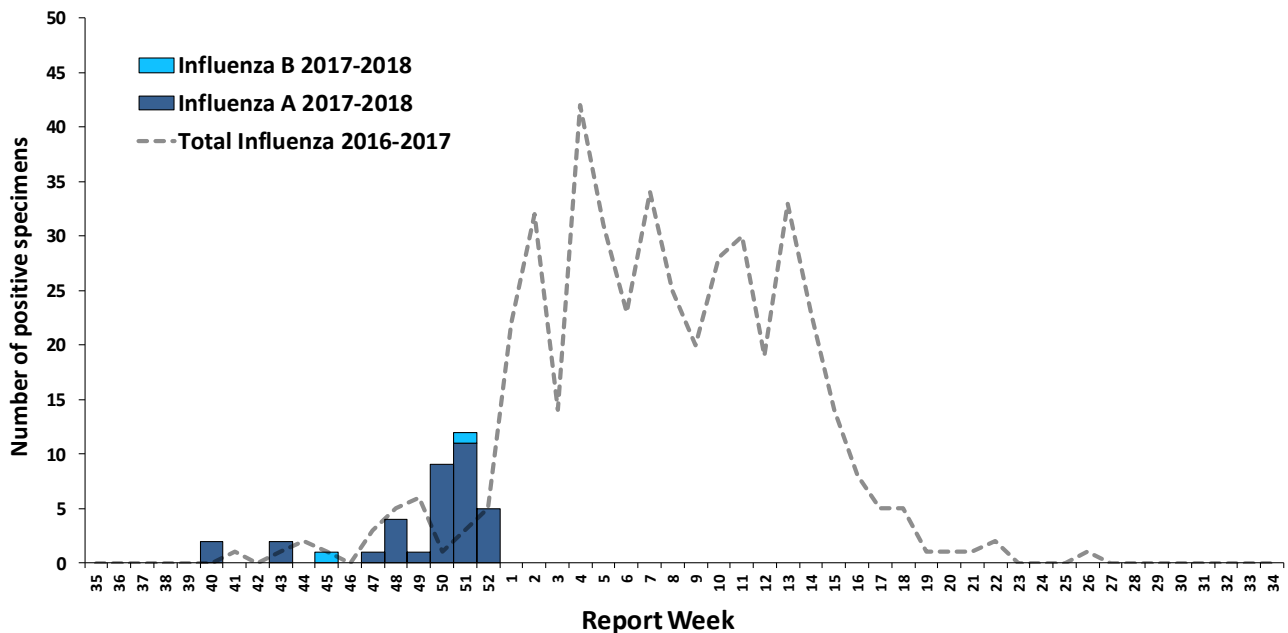
*Notes: \*Reporting weeks run from Sunday to Saturday. The 2017-2018 influenza season is defined using PHAC's influenza surveillance weeks. This year runs from August 27, 2017 (Week 35) to August 25, 2018 (Week 34);*

*\*\*Activity level data is obtained from CNPHI, see appendix for definitions;*

*\*\*\*Deaths include individuals with a positive influenza test result, influenza may not have been the major contributing cause of death or hospitalization.*

## LABORATORY-CONFIRMED INFLUENZA CASES

**Figure 1: Number of laboratory confirmed influenza cases by report week, 2017-2018 season, with trend-line comparison to 2016-2017 season, Nova Scotia**



**Table 1: Number of laboratory-confirmed influenza cases by zone, current week and cumulative 2017-2018 season in Nova Scotia**

ZONE	CURRENT WEEK			CUMULATIVE 2017-2018		
	TOTAL	INFLUENZA A	INFLUENZA B	TOTAL	INFLUENZA A	INFLUENZA B
Western	4	4	0	9	9	0
Northern	0	0	0	1	1	0
Eastern	7	6	1	14	12	2
Central	6	6	0	13	13	0
<b>Nova Scotia Total</b>	<b>17</b>	<b>16</b>	<b>1</b>	<b>37</b>	<b>35</b>	<b>2</b>

**Table 2: Number of laboratory-confirmed influenza cases by age group, current week and cumulative 2017-2018 season in Nova Scotia**

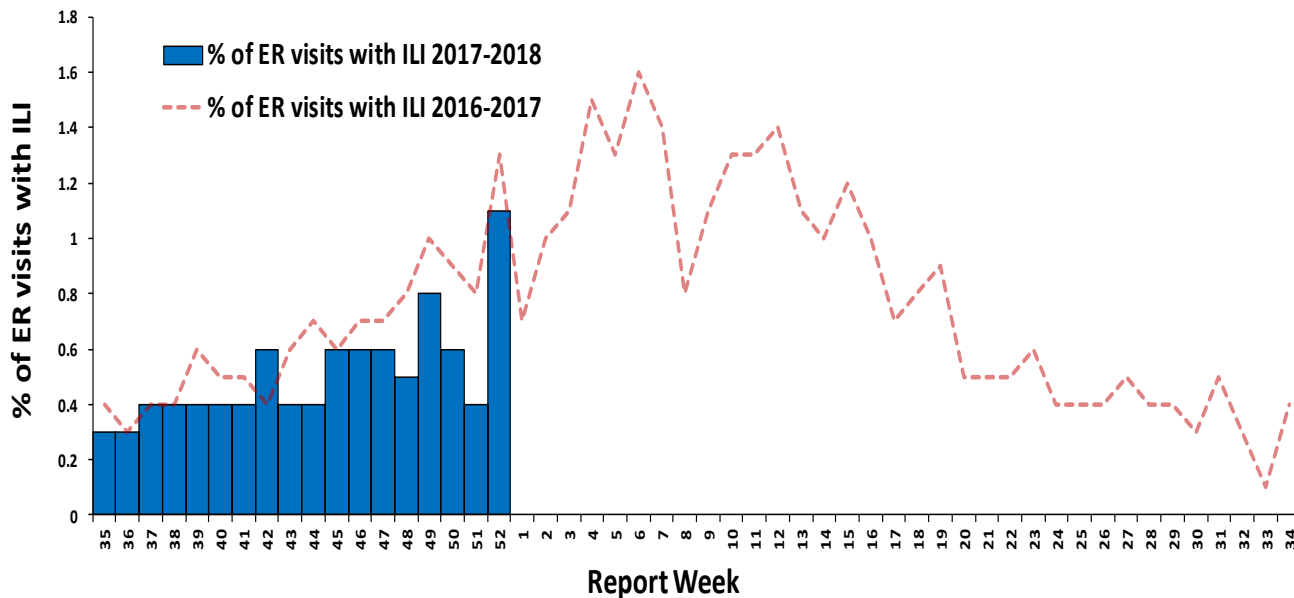
AGE	CURRENT WEEK			CUMULATIVE 2017-2018		
	TOTAL	INFLUENZA A	INFLUENZA B	TOTAL	INFLUENZA A	INFLUENZA B
0-4	1	1	0	1	1	0
5-19	0	0	0	0	0	0
20-44	0	0	0	1	1	0
45-64	1	1	0	5	5	0
65+	15	14	1	30	28	2
<b>Nova Scotia Total</b>	<b>17</b>	<b>16</b>	<b>1</b>	<b>37</b>	<b>35</b>	<b>2</b>

**Table 3: Hospitalizations, ICU admissions and deaths for influenza positive patients, current week and cumulative, 2017-2018 season, Nova Scotia**

	CURRENT WEEK			CUMULATIVE 2017-2018		
	TOTAL	INFLUENZA A	INFLUENZA B	TOTAL	INFLUENZA A	INFLUENZA B
Hospitalized	4	4	0	15	14	1
Hospitalized - ICU	1	1	0	2	2	0
Deceased*	0	0	0	0	0	0
<b>Nova Scotia Total</b>	<b>5</b>	<b>5</b>	<b>0</b>	<b>17</b>	<b>16</b>	<b>1</b>

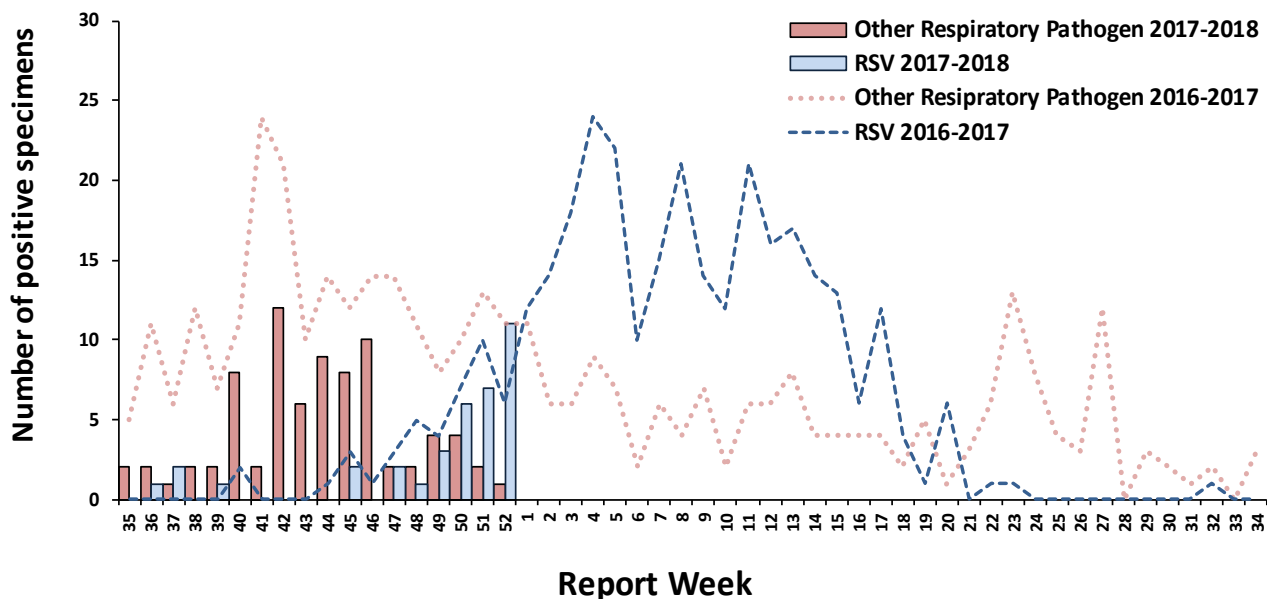
## SYNDROMIC SURVEILLANCE

Figure 2: Percentage of emergency room visits due to ILI by report week, 2017-2018 season, with trend-line comparison to 2016-2017 season, Nova Scotia



## OTHER RESPIRATORY PATHOGENS

Figure 3: Number of positive specimens tested for other respiratory pathogens\* and RSV by report week, 2017-2018 season, with trend-line comparison to 2016-2017 season, Nova Scotia



\* Other respiratory pathogen includes Adenovirus, Bocavirus, Chlamydomphila pneumonia, Coronavirus, Enterovirus, Metapneumovirus, Mycoplasma pneumoniae, Parainfluenza, Pertussis, Rhinovirus.  
Note that data for this figure is obtained from provincial laboratories.

**Table 4: Number of positive RSV specimens by age group, 2017-2018 season, Nova Scotia**

AGE GROUP	2017-2018
0-5 months	10
6-11 months	5
12-23 months	8
2-5 years	8
6-15 years	2
16-65 years	0
65+ years	3
<b>Nova Scotia Total</b>	<b>36</b>

**Table 5: Number of positive specimens tested for other respiratory pathogens, current report week and cumulative season, Nova Scotia, 2017–2018**

PATHOGEN	CURRENT WEEK (n positive)	CUMULATIVE 2017-2018
Adenovirus	0	3
Bocavirus	1	2
Chlamydophila pneumoniae	0	1
Coronavirus	0	0
Enterovirus	0	1
Metapneumovirus	0	2
Mycoplasma pneumoniae	0	13
Parainfluenza	1	5
Pertussis	0	1
Respiratory Syncytial Virus	18	36
Rhinovirus	1	51

**APPENDIX: DEFINITIONS USED IN INFLUENZA SURVEILLANCE, AND USEFUL LINKS, 2017-2018**

**ACRONYM LIST**

- CNPHI** Canadian Network for Public Health Intelligence  
**ICU** Intensive care unit  
**ILI** Influenza-like illness  
**RSV** Respiratory syncytial virus

**MANAGEMENT ZONES**

- Zone 1** – Western  
**Zone 2** – Northern  
**Zone 3** – Eastern  
**Zone 4** – Central

**ILI CASE DEFINITION**

Acute onset of respiratory illness with fever and cough and with one or more of the following – sore throat, arthralgia, myalgia or prostration which is likely due to influenza. In children under 5, gastrointestinal symptoms may also be present. In patients under 5 or 65 and older, fever may not be prominent.

**NATIONAL FLUWATCH DEFINITIONS FOR INFLUENZA ACTIVITY LEVELS**

<b>No activity</b>	No laboratory-confirmed influenza detections in the reporting week, however, sporadically occurring ILI* may be reported
<b>Sporadic</b>	Sporadically occurring ILI* and lab confirmed influenza detection(s) with <b>no outbreaks</b> detected within the influenza surveillance region
<b>Localized</b>	(1) Evidence of increased ILI* and (2) lab confirmed influenza detection(s) together with (3) outbreaks occurring in schools, hospitals, residential institutions and/or other types of facilities occurring in less than 50% of the influenza surveillance region
<b>Widespread</b>	(1) Evidence of increased ILI* and (2) lab confirmed influenza detection(s) together with (3) outbreaks occurring in schools, hospitals, residential institutions and/or other types of facilities occurring in greater than or equal to 50% of the influenza surveillance region

**LINKS TO OTHER WEEKLY INFLUENZA REPORTING BODIES**

Canada: <http://www.phac-aspc.gc.ca/fluwatch/>  
 World: [https://www.who.int/influenza/surveillance\\_monitoring/updates/latest\\_update\\_GIP\\_surveillance/en/index.html](https://www.who.int/influenza/surveillance_monitoring/updates/latest_update_GIP_surveillance/en/index.html)  
 US: [www.cdc.gov/flu/weekly](http://www.cdc.gov/flu/weekly)