

IN SUMMARY...

Activity levels**
<ul style="list-style-type: none"> Zones 3 and 4 are reporting localized activity and Zone 1 has sporadic activity. There is no influenza activity in Zone 2. 4 Influenza outbreaks were reported in Zones 3 and 4.
Laboratory-confirmed cases***
<ul style="list-style-type: none"> There were 18 influenza A cases reported during this week. There have been 183 lab confirmed cases of Influenza A and 1 influenza B reported during the 2016-2017 influenza season. Positive test results were received for coronavirus, metapneumovirus, parainfluenza, pertussis and RSV.
Severity
<ul style="list-style-type: none"> There have been 11 ICU admissions and 7 deaths*** of laboratory confirmed influenza during the 2016-2017 influenza season.
Syndromic surveillance
<ul style="list-style-type: none"> The average ILI rate for Nova Scotia during this reporting period was 1.6. 67.5% of emergency rooms reported ILI data during this reporting period. Aberdeen, All Saints Springhill, Colchester East Hants, Cumberland Regional, Eastern Memorial, Guysborough Memorial, Lillian Fraser Memorial, North Cumberland Memorial, South Cumberland Community Care Centre, St. Martha's Regional, St. Mary's Memorial, Strait Richmond and Victoria County Memorial Hospital did not report ILI emergency room data.

Notes: *Reporting weeks run from Sunday to Saturday. The 2016-2017 influenza season is defined using PHAC's influenza surveillance weeks. This year runs from August 28, 2016 (Week 35) to August 26, 2017 (Week 34);

**Activity level data is obtained from CNPHI, see appendix for definitions;

***Deaths include individuals with a positive influenza test result, influenza may not have been the major contributing cause of death or hospitalization.

LABORATORY-CONFIRMED INFLUENZA CASES

Figure 1: Number of laboratory confirmed influenza cases by report week, 2016-2017 season, with trend-line comparison to 2015-2016 season, Nova Scotia.

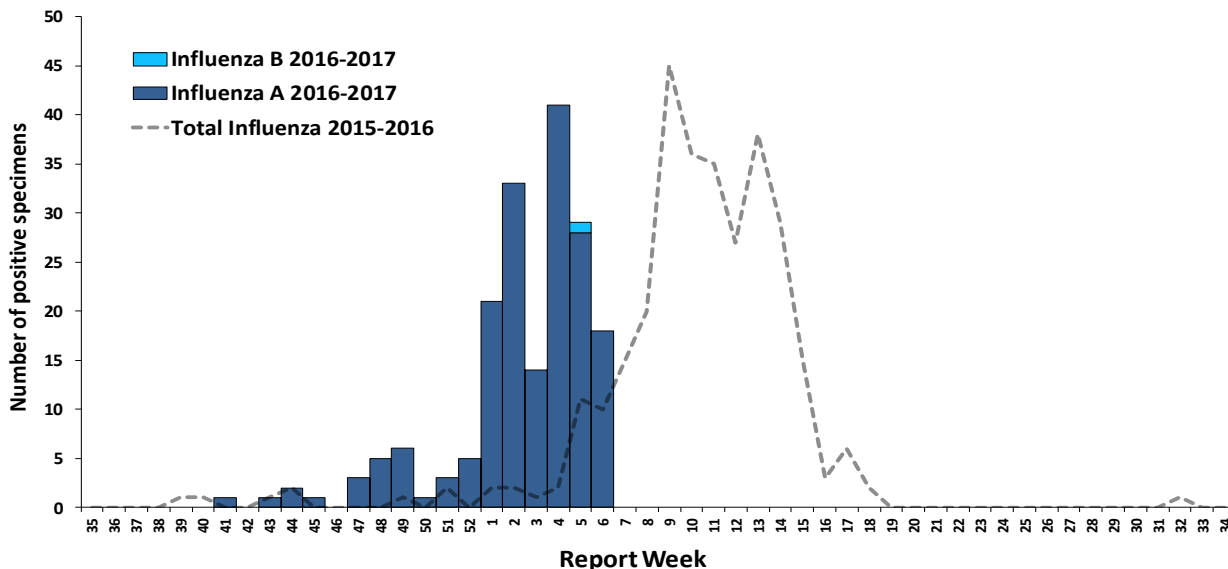


Table 1: Number of laboratory-confirmed influenza cases by zone, current week and cumulative 2016-2017 season in Nova Scotia.

ZONE	CURRENT WEEK			CUMULATIVE 2016-2017		
	TOTAL	INFLUENZA A	INFLUENZA B	TOTAL	INFLUENZA A	INFLUENZA B
Western	6	6	0	23	23	0
Northern	0	0	0	16	16	0
Eastern	1	1	0	66	65	1
Central	11	11	0	79	79	0
Nova Scotia Total	18	18	0	184	183	1

Table 2: Number of laboratory-confirmed influenza cases by age group, current week and cumulative 2016-2017 season in Nova Scotia.

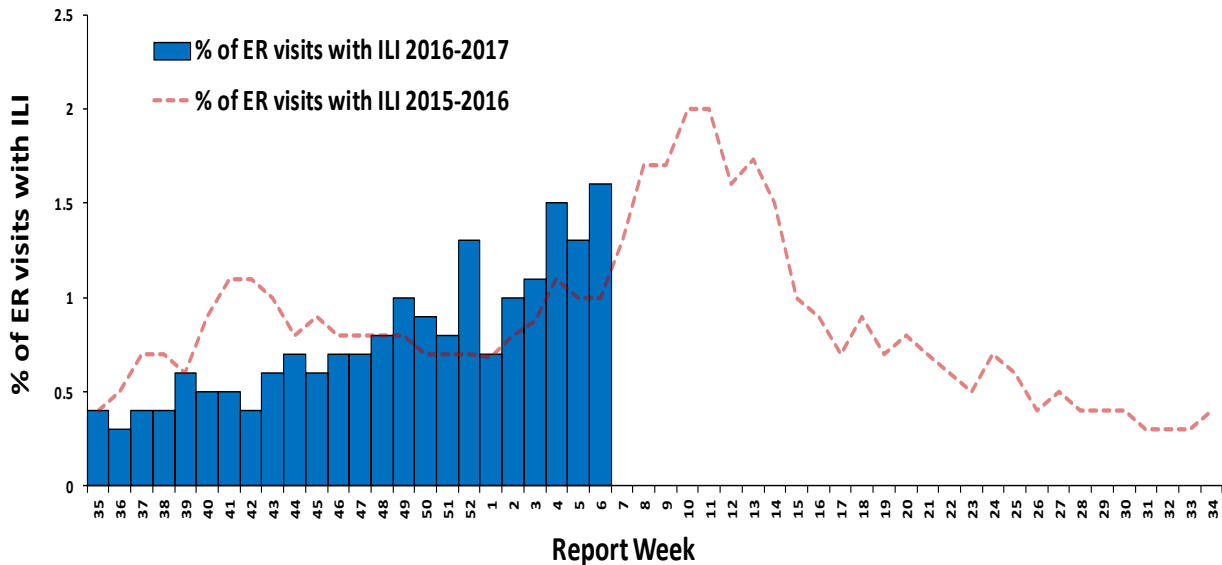
AGE	CURRENT WEEK			CUMULATIVE 2016-2017		
	TOTAL	INFLUENZA A	INFLUENZA B	TOTAL	INFLUENZA A	INFLUENZA B
0-4	1	1	0	9	9	0
5-19	2	2	0	7	7	0
20-44	2	2	0	6	6	0
45-64	0	0	0	19	19	0
65+	13	13	0	143	142	1
Nova Scotia Total	18	18	0	184	183	1

Table 3: Hospitalizations, ICU admissions and deaths for influenza positive patients, current week and cumulative, 2016-2017 season, Nova Scotia.

OUTCOME	CURRENT WEEK			CUMULATIVE 2016-2017		
	TOTAL	INFLUENZA A	INFLUENZA B	TOTAL	INFLUENZA A	INFLUENZA B
Hospitalized	10	10	0	103	102	1
Hospitalized - ICU	0	0	0	11	11	0
Deceased*	1	1	0	7	7	0
Nova Scotia Total	11	11	0	121	120	1

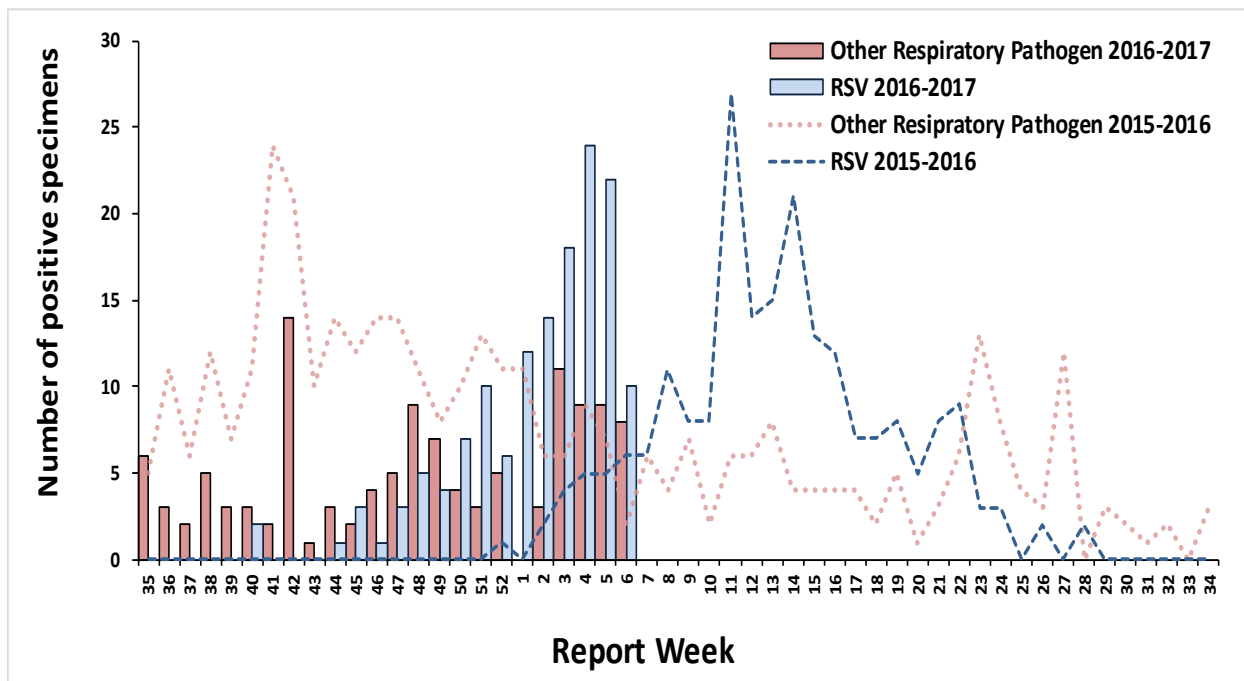
SYNDROMIC SURVEILLANCE

Figure 2: Percentage of emergency room visits due to ILI by report week, 2016-2017 season, with trend-line comparison to 2015-2016 season, Nova Scotia.



OTHER RESPIRATORY PATHOGENS

Figure 3: Number of positive specimens tested for other respiratory pathogens* and RSV by report week, 2016-2017 season, with trend-line comparison to 2015-2016 season, Nova Scotia.



* Other respiratory pathogen includes Adenovirus, Bocavirus, Chlamydomphila pneumonia, Coronavirus, Enterovirus, Metapneumovirus, Mycoplasma pneumoniae, Parainfluenza, Pertussis, Rhinovirus.
Note that data for this figure is obtained from provincial laboratories.

Table 4: Number of positive RSV specimens by age group, 2016-2017 season, Nova Scotia.

AGE GROUP	2016-2017
0-5 months	41
6-11 months	12
12-23 months	21
2-5 years	19
6-15 years	0
16-65 years	3
65+ years	46
Nova Scotia Total	142

Table 5: Number of positive specimens tested for other respiratory pathogens, current report week and cumulative season, Nova Scotia, 2016–2017.

PATHOGEN	CURRENT WEEK (n positive)	CUMULATIVE 2016-2017
Adenovirus	0	3
Bocavirus	0	1
Chlamydomphila pneumoniae	0	7
Coronavirus	2	18
Enterovirus	0	5
Metapneumovirus	1	3
Mycoplasma pneumoniae	0	24
Parainfluenza	1	16
Pertussis	4	20
Respiratory Syncytial Virus	10	142
Rhinovirus	0	29

APPENDIX: DEFINITIONS USED IN INFLUENZA SURVEILLANCE, AND USEFUL LINKS, 2016-2017

ACRONYM LIST

- CNPHI** Canadian Network for Public Health Intelligence
ICU Intensive care unit
ILI Influenza-like illness
RSV Respiratory syncytial virus

ILI CASE DEFINITION

Acute onset of respiratory illness with fever and cough and with one or more of the following – sore throat, arthralgia, myalgia or prostration which is likely due to influenza. In children under 5, gastrointestinal symptoms may also be present. In patients under 5 or 65 and older, fever may not be prominent.

MANAGEMENT ZONES

- Zone 1** – Western
Zone 2 – Northern
Zone 3 – Eastern
Zone 4 - Central

NATIONAL FLUWATCH DEFINITIONS FOR INFLUENZA ACTIVITY LEVELS

No activity	No laboratory-confirmed influenza detections in the reporting week, however, sporadically occurring ILI* may be reported
Sporadic	Sporadically occurring ILI* and lab confirmed influenza detection(s) with no outbreaks detected within the influenza surveillance region
Localized	(1) Evidence of increased ILI* and (2) lab confirmed influenza detection(s) together with (3) outbreaks occurring in schools, hospitals, residential institutions and/or other types of facilities occurring in less than 50% of the influenza surveillance region
Widespread	(1) Evidence of increased ILI* and (2) lab confirmed influenza detection(s) together with (3) outbreaks occurring in schools, hospitals, residential institutions and/or other types of facilities occurring in greater than or equal to 50% of the influenza surveillance region

LINKS TO OTHER WEEKLY INFLUENZA REPORTING BODIES

Canada: <http://www.phac-aspc.gc.ca/fluwatch/>
World: https://www.who.int/influenza/surveillance_monitoring/updates/latest_update_GIP_surveillance/en/index.html
US: www.cdc.gov/flu/weekly