

IN SUMMARY...

Activity levels** <ul style="list-style-type: none"> Western, Northern, and Central Zones have localized activity. Eastern Zone has sporadic activity. There are 6 influenza outbreaks being reported this week and no schools reported an increased absenteeism rate.
Laboratory-confirmed cases*** <ul style="list-style-type: none"> There were 48 influenza A and 3 influenza B cases reported this week. There have been 581 laboratory confirmed cases of Influenza A and 10 laboratory confirmed cases of Influenza B reported during the 2018-2019 influenza season. Positive test results were received for Enterovirus, Metapneumovirus, Parainfluenza, Rhinovirus and RSV.
Severity <ul style="list-style-type: none"> There have been 52 ICU admissions in adults and 5 ICU admission in children (age group 0-19 years). There have been 32 deaths*** of laboratory confirmed influenza during the 2018-2019 influenza season. All deaths have been in adults.
Syndromic surveillance <ul style="list-style-type: none"> The average ILI rate for Nova Scotia during this reporting period was 1.5. 90.0% of emergency rooms reported ILI data during this reporting period. Buchanan Memorial, Cape Breton Regional, New Waterford Consolidated, and St Anne's did not report this week.

Notes: *Reporting weeks run from Sunday to Saturday. The 2018-2019 influenza season is defined using PHAC's influenza surveillance weeks. This year runs from August 26, 2018 (Week 35) to August 28, 2019 (Week 34);

**Activity level data is obtained from CNPHI, see appendix for definitions;

***Deaths include individuals with a positive influenza test result, influenza may not have been the major contributing cause of death or hospitalization.

LABORATORY-CONFIRMED INFLUENZA CASES

Figure 1: Number of laboratory confirmed influenza cases by report week, 2018-2019 season, with trend-line comparison to 2017-2018 season, Nova Scotia

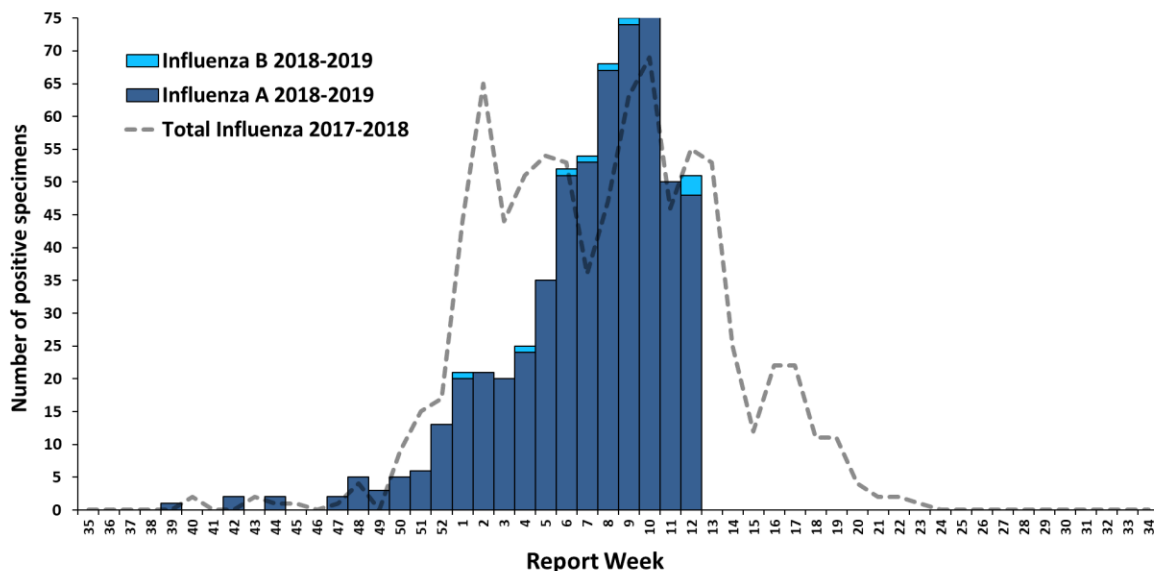


Table 1: Number of laboratory-confirmed influenza cases by zone, current week and cumulative 2018-2019 season in Nova Scotia

ZONE	CURRENT WEEK			CUMULATIVE 2018-2019		
	TOTAL	INFLUENZA A	INFLUENZA B	TOTAL	INFLUENZA A	INFLUENZA B
Western	7	7	0	108	108	0
Northern	13	12	1	104	103	1
Eastern	7	7	0	103	102	1
Central	24	22	2	276	268	8
Nova Scotia Total	51	48	3	591	581	10

Table 2: Number of laboratory-confirmed influenza cases by age group, current week and cumulative 2018-2019 season in Nova Scotia

AGE	CURRENT WEEK			CUMULATIVE 2018-2019		
	TOTAL	INFLUENZA A	INFLUENZA B	TOTAL	INFLUENZA A	INFLUENZA B
0-4	11	9	2	64	62	2
5-19	4	4	0	57	57	0
20-44	6	5	1	85	82	3
45-64	4	4	0	149	148	1
65+	26	26	0	236	232	4
Nova Scotia Total	51	48	3	591	581	10

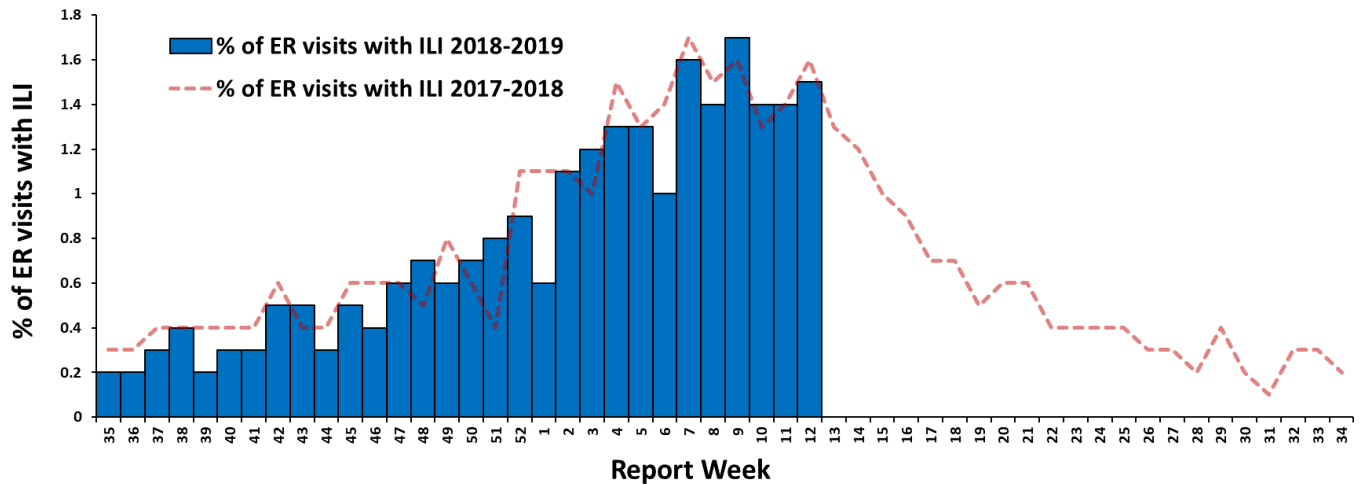
Table 3: Hospitalizations, ICU admissions and deaths for influenza positive patients, current week and cumulative, 2018-2019 season, Nova Scotia

	CURRENT WEEK			CUMULATIVE 2018-2019		
	TOTAL	INFLUENZA A	INFLUENZA B	TOTAL	INFLUENZA A	INFLUENZA B
Hospitalized	17	15	2	277	272	5
Hospitalized - ICU	0	0	0	57	57	0
Deceased*	2	2	0	32	31	1
Nova Scotia Total	19	17	2	366	360	6

*Deaths include individuals with a positive influenza test result, influenza may not have been the major contributing cause of death or hospitalization.

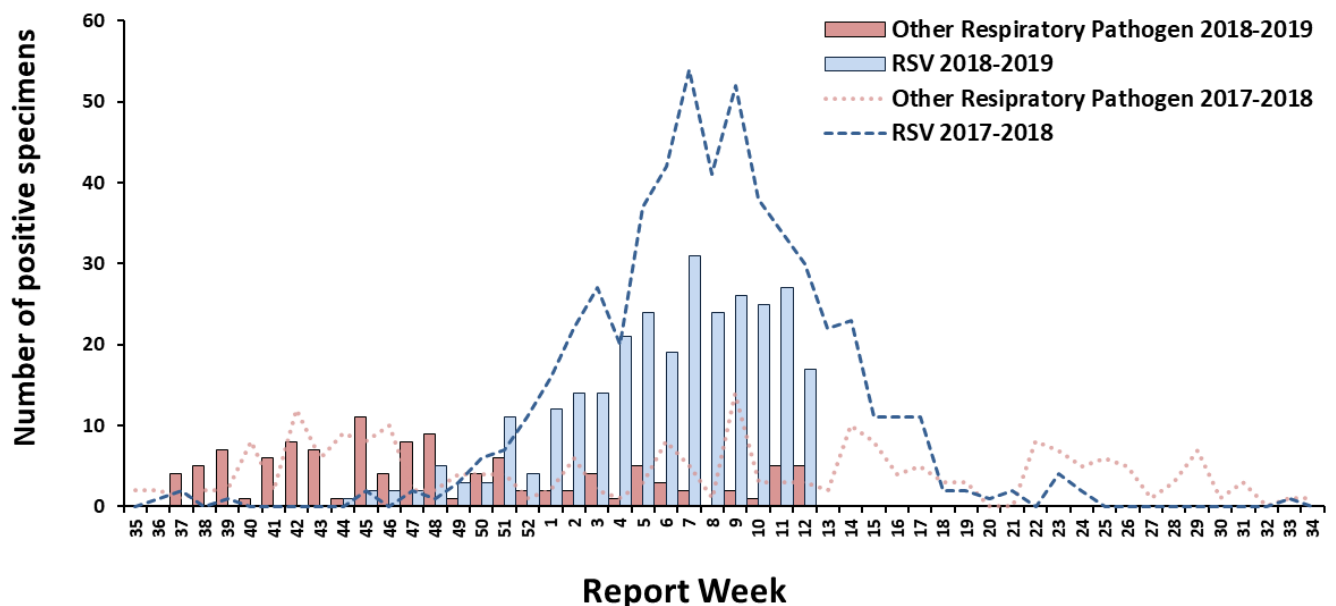
SYNDROMIC SURVEILLANCE

Figure 2: Percentage of emergency room visits due to ILI by report week, 2018-2019 season, with trend-line comparison to 2017-2018 season, Nova Scotia



OTHER RESPIRATORY PATHOGENS

Figure 3: Number of positive specimens tested for other respiratory pathogens* and RSV by report week, 2018-2019 season, with trend-line comparison to 2017-2018 season, Nova Scotia



* Other respiratory pathogen includes Adenovirus, Bocavirus, Chlamydomphila pneumonia, Coronavirus, Enterovirus, Metapneumovirus, Mycoplasma pneumoniae, Parainfluenza, Pertussis, Rhinovirus.
Note that data for this figure is obtained from provincial laboratories.

Table 4: Number of positive RSV specimens by age group, 2018-2019 season, Nova Scotia

AGE GROUP	2018-2019
0-5 months	79
6-11 months	25
12-23 months	39
2-5 years	44
6-15 years	10
16-65 years	31
65+ years	59
Nova Scotia Total	287

Table 5: Number of positive specimens tested for other respiratory pathogens, current report week and cumulative season, Nova Scotia, 2018–2019

Pathogen	CURRENT WEEK (n positive)	CUMULATIVE 2018-2019
Adenovirus	0	0
Bocavirus	0	0
Chlamydophila pneumoniae	0	4
Coronavirus	0	9
Enterovirus	1	1
Metapneumovirus	1	6
Mycoplasma pneumoniae	0	16
Parainfluenza	2	18
Pertussis	0	3
Respiratory Syncytial Virus	17	287
Rhinovirus	1	59

APPENDIX: DEFINITIONS USED IN INFLUENZA SURVEILLANCE, AND USEFUL LINKS, 2018-2019

ACRONYM LIST

- CNPHI** Canadian Network for Public Health Intelligence
ICU Intensive care unit
ILI Influenza-like illness
RSV Respiratory syncytial virus

ILI CASE DEFINITION

Acute onset of respiratory illness with fever and cough and with one or more of the following – sore throat, arthralgia, myalgia or prostration which is likely due to influenza. In children under 5, gastrointestinal symptoms may also be present. In patients under 5 or 65 and older, fever may not be prominent.

NATIONAL FLUWATCH DEFINITIONS FOR INFLUENZA ACTIVITY LEVELS

No activity	No laboratory-confirmed influenza detections in the reporting week, however, sporadically occurring ILI* may be reported
Sporadic	Sporadically occurring ILI* and lab confirmed influenza detection(s) with no outbreaks detected within the influenza surveillance region
Localized	(1) Evidence of increased ILI* and (2) lab confirmed influenza detection(s) together with (3) outbreaks occurring in schools, hospitals, residential institutions and/or other types of facilities occurring in less than 50% of the influenza surveillance region
Widespread	(1) Evidence of increased ILI* and (2) lab confirmed influenza detection(s) together with (3) outbreaks occurring in schools, hospitals, residential institutions and/or other types of facilities occurring in greater than or equal to 50% of the influenza surveillance region

LINKS TO OTHER WEEKLY INFLUENZA REPORTING BODIES

Canada: <http://www.phac-aspc.gc.ca/fluwatch/>
World: https://www.who.int/influenza/surveillance_monitoring/updates/latest_update_GIP_surveillance/en/index.html
US: www.cdc.gov/flu/weekly