

## In Summary...

<b>Activity levels**</b>
<ul style="list-style-type: none"> <li>All Zones are reporting sporadic activity.</li> <li>There are no new influenza outbreak being reported during this week.</li> </ul>
<b>Laboratory-confirmed cases*</b>
<ul style="list-style-type: none"> <li>There have been 9 influenza A and 21 influenza B cases reported during this report week. There have been 183 laboratory confirmed cases of Influenza A and 234 laboratory confirmed case of Influenza B reported during the 2019-2020 influenza season.</li> <li>Positive results were received for RSV.</li> </ul>
<b>Severity</b>
<ul style="list-style-type: none"> <li>There have been 14 ICU admissions in adults and 4 ICU admissions in children (age group 0-19 years).</li> <li>There have been 6 deaths*** of laboratory confirmed influenza during the 2019-2020 influenza season in adults. There have been 0 deaths*** of laboratory confirmed influenza in children (age group 0-19 years).</li> </ul>
<b>Novel Coronavirus (COVID-19)</b>
<ul style="list-style-type: none"> <li>For the most recent numbers for COVID-19 please refer to <a href="https://novascotia.ca/coronavirus/#cases">https://novascotia.ca/coronavirus/#cases</a></li> </ul>
<b>Syndromic surveillance</b>
<ul style="list-style-type: none"> <li>The ILI rate for Nova Scotia for the current week is 2.2.</li> </ul>

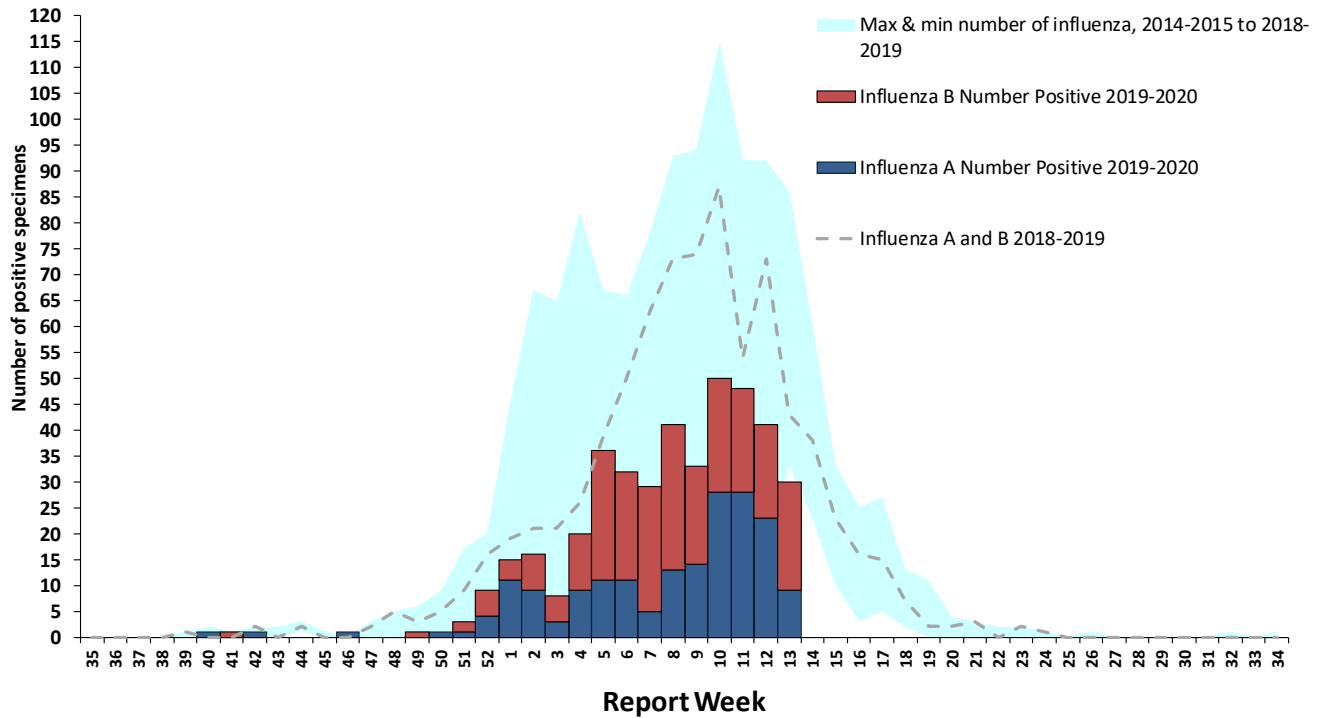
*Notes: \*Reporting weeks run from Sunday to Saturday. The 2019-2020 influenza season is defined using PHAC's influenza surveillance weeks. This year runs from August 25, 2019 (Week 35) to August 22, 2020 (Week 34);*

*\*\*Activity level data is obtained from CNPHI, see appendix for definitions.*

*\*\*\*Deaths include individuals with a positive influenza test result, influenza may not have been the major contributing cause of death or hospitalization.*

**LABORATORY-CONFIRMED INFLUENZA CASES**

**Figure 1: Number of laboratory confirmed influenza cases by report week, 2019-2020 season, with trend-line comparison to 2018-2019 season, Nova Scotia**



**Table 1: Number of laboratory-confirmed influenza cases by zone, current week and cumulative 2019-2020 season in Nova Scotia**

ZONE	CURRENT WEEK			CUMULATIVE 2019-2020		
	TOTAL	INFLUENZA A	INFLUENZA B	TOTAL	INFLUENZA A	INFLUENZA B
Western	7	3	4	89	54	35
Northern	12	2	10	97	32	65
Eastern	1	1	0	32	16	16
Central	10	3	7	199	81	118
<b>Nova Scotia Total</b>	<b>30</b>	<b>9</b>	<b>21</b>	<b>417</b>	<b>183</b>	<b>234</b>

**Table 2: Number of laboratory-confirmed influenza cases by age group, current week and cumulative 2019-2020 season in Nova Scotia**

AGE	CURRENT WEEK			CUMULATIVE 2019-2020		
	TOTAL	INFLUENZA A	INFLUENZA B	TOTAL	INFLUENZA A	INFLUENZA B
0-4	4	0	4	74	19	55
5-19	2	1	1	93	17	76
20-44	9	1	8	88	26	62
45-64	10	3	7	64	44	20
65+	5	4	1	98	77	21
<b>Nova Scotia Total</b>	<b>30</b>	<b>9</b>	<b>21</b>	<b>417</b>	<b>183</b>	<b>234</b>

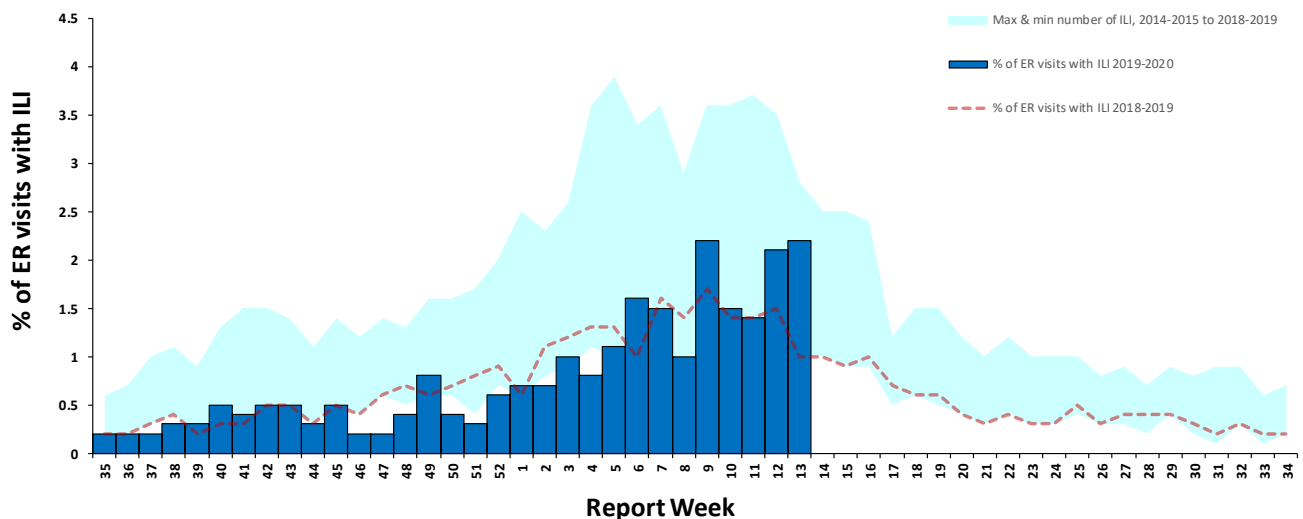
**Table 3: Hospitalizations, ICU admissions and deaths for influenza positive patients, current week and cumulative, 2019-2020 season, Nova Scotia**

	CURRENT WEEK			CUMULATIVE 2019-2020		
	TOTAL	INFLUENZA A	INFLUENZA B	TOTAL	INFLUENZA A	INFLUENZA B
Hospitalized	2	2	0	113	71	42
Hospitalized - ICU	0	0	0	18	11	7
Deceased*	0	0	0	6	6	0
<b>Nova Scotia Total</b>	<b>2</b>	<b>2</b>	<b>0</b>	<b>137</b>	<b>88</b>	<b>49</b>

\*Deaths include individuals with a positive influenza test result, influenza may not have been the major contributing cause of death or hospitalization.

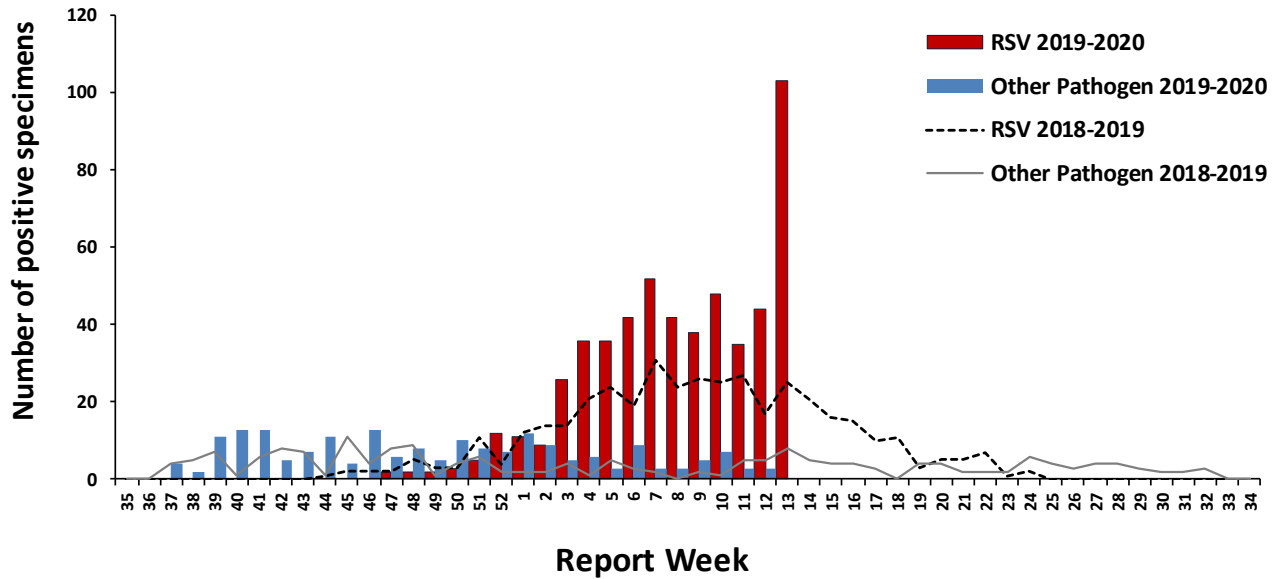
## SYNDROMIC SURVEILLANCE

**Figure 2: Percentage of emergency room visits due to ILI by report week, 2019-2020 season, with trend-line comparison to 2018-2019 season, Nova Scotia**



### OTHER RESPIRATORY PATHOGENS

Figure 3: Number of positive specimens tested for other respiratory pathogens\* and RSV by report week, 2019-2020 season, with trend-line comparison to 2018-2019 season, Nova Scotia



\* Other respiratory pathogen includes Adenovirus, Bocavirus, Chlamydomphila pneumonia, Coronavirus, Enterovirus, Metapneumovirus, Mycoplasma pneumoniae, Parainfluenza, Pertussis, Rhinovirus.  
 Note that data for this figure is obtained from provincial laboratories.

Table 4: Number of positive RSV specimens by age group, 2019-2020 season, Nova Scotia

AGE GROUP	2019-2020
0-5 months	120
6-11 months	74
12-23 months	91
2-5 years	82
6-15 years	13
16-65 years	62
65+ years	106
<b>Nova Scotia Total</b>	<b>548</b>

**Table 5: Number of positive specimens tested for other respiratory pathogens, current report week and cumulative season, Nova Scotia, 2019–2020**

Pathogen	CURRENT WEEK (n positive)	CUMULATIVE 2019-2020
Adenovirus	0	10
Bocavirus	0	1
Chlamydophila pneumoniae	0	1
Coronavirus*	0	14
Enterovirus/Rhinovirus	0	79
Metapneumovirus	0	11
Mycoplasma pneumoniae	0	44
Parainfluenza	0	22
Pertussis	0	13
Respiratory Syncytial Virus	103	548

*\*EXCLUDES novel coronavirus 2019-nCoV*

**APPENDIX: DEFINITIONS USED IN INFLUENZA SURVEILLANCE, AND USEFUL LINKS, 2019-2020**

**ACRONYM LIST**

- CNPHI** Canadian Network for Public Health Intelligence  
**ICU** Intensive care unit  
**ILI** Influenza-like illness  
**RSV** Respiratory syncytial virus

**ILI CASE DEFINITION**

Acute onset of respiratory illness with fever and cough and with one or more of the following – sore throat, arthralgia, myalgia or prostration which is likely due to influenza. In children under 5, gastrointestinal symptoms may also be present. In patients under 5 or 65 and older, fever may not be prominent.

**NATIONAL FLUWATCH DEFINITIONS FOR INFLUENZA ACTIVITY LEVELS**

<b>No activity</b>	No laboratory-confirmed influenza detections in the reporting week, however, sporadically occurring ILI* may be reported
<b>Sporadic</b>	Sporadically occurring ILI* and lab confirmed influenza detection(s) with <b>no outbreaks</b> detected within the influenza surveillance region
<b>Localized</b>	(1) Evidence of increased ILI* and (2) lab confirmed influenza detection(s) together with (3) outbreaks occurring in schools, hospitals, residential institutions and/or other types of facilities occurring in less than 50% of the influenza surveillance region
<b>Widespread</b>	(1) Evidence of increased ILI* and (2) lab confirmed influenza detection(s) together with (3) outbreaks occurring in schools, hospitals, residential institutions and/or other types of facilities occurring in greater than or equal to 50% of the influenza surveillance region

**LINKS TO OTHER WEEKLY INFLUENZA REPORTING BODIES**

Canada: <http://www.phac-aspc.gc.ca/fluwatch/>  
 World: [https://www.who.int/influenza/surveillance\\_monitoring/updates/latest\\_update\\_GIP\\_surveillance/en/index.html](https://www.who.int/influenza/surveillance_monitoring/updates/latest_update_GIP_surveillance/en/index.html)  
 US: [www.cdc.gov/flu/weekly](http://www.cdc.gov/flu/weekly)