

## In Summary...

<b>Activity levels**</b>
<ul style="list-style-type: none"> <li>There is no activity in the province.</li> </ul>
<b>Laboratory-confirmed cases*</b>
<ul style="list-style-type: none"> <li>There were no new cases of Influenza during this reporting period. There have been 0 laboratory confirmed cases of Influenza A and 0 laboratory confirmed cases of Influenza B reported during the 2020-2021 influenza season.</li> <li>No positive results were identified this week for other respiratory pathogens.</li> </ul>
<b>Severity</b>
<ul style="list-style-type: none"> <li>There have been 0 ICU admissions in adults and 0 ICU admissions in children (age group 0-19 years).</li> <li>There have been 0 deaths*** of laboratory confirmed influenza during the 2020-2021 influenza season in adults. There have been 0 deaths*** of laboratory confirmed influenza in children (age group 0-19 years).</li> </ul>
<b>Novel Coronavirus (COVID-19)</b>
<ul style="list-style-type: none"> <li>For the most recent numbers for COVID-19 please refer to <a href="https://novascotia.ca/coronavirus/#cases">https://novascotia.ca/coronavirus/#cases</a></li> </ul>
<b>Syndromic surveillance</b>
<ul style="list-style-type: none"> <li>The ILI rate for Nova Scotia during this reporting period is 0.2.</li> </ul>

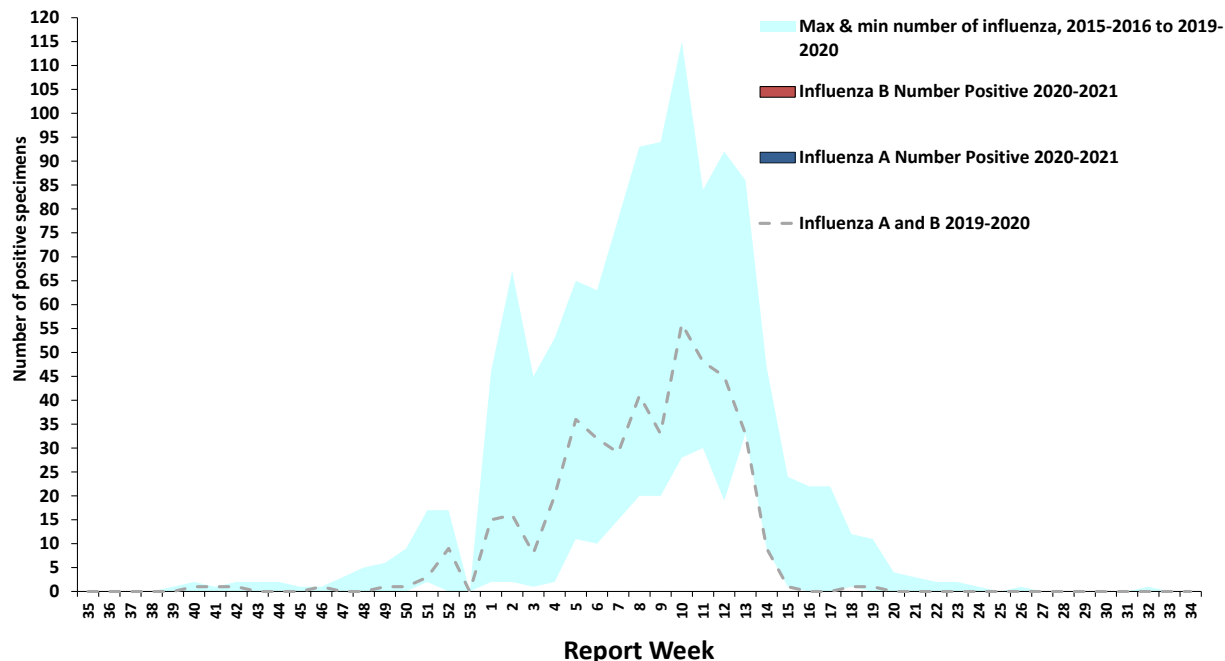
**Notes:** \*Reporting weeks run from Sunday to Saturday. The 2020-2021 influenza season is defined using PHAC's influenza surveillance weeks. This year runs from August 23, 2020 (Week 35) to August 28, 2021 (Week 34);

\*\*Activity level data is obtained from CNPHI, see appendix for definitions.

\*\*\*Deaths include individuals with a positive influenza test result, influenza may not have been the major contributing cause of death or hospitalization.

### LABORATORY-CONFIRMED INFLUENZA CASES

**Figure 1: Number of laboratory confirmed influenza cases by report week, 2020-2021 season, with trend-line comparison to 2019-2020 season, Nova Scotia**



**Table 1: Number of laboratory-confirmed influenza cases by zone, current week and cumulative 2020-2021 season in Nova Scotia**

ZONE	CURRENT WEEK			CUMULATIVE 2020-2021		
	TOTAL	INFLUENZA A	INFLUENZA B	TOTAL	INFLUENZA A	INFLUENZA B
Western	0	0	0	0	0	0
Northern	0	0	0	0	0	0
Eastern	0	0	0	0	0	0
Central	0	0	0	0	0	0
<b>Nova Scotia Total</b>	<b>0</b>	<b>0</b>	<b>0</b>	<b>0</b>	<b>0</b>	<b>0</b>

**Table 2: Number of laboratory-confirmed influenza cases by age group, current week and cumulative 2020-2021 season in Nova Scotia**

AGE	CURRENT WEEK			CUMULATIVE 2020-2021		
	TOTAL	INFLUENZA A	INFLUENZA B	TOTAL	INFLUENZA A	INFLUENZA B
0-4	0	0	0	0	0	0
5-19	0	0	0	0	0	0
20-44	0	0	0	0	0	0
45-64	0	0	0	0	0	0
65+	0	0	0	0	0	0
<b>Nova Scotia Total</b>	<b>0</b>	<b>0</b>	<b>0</b>	<b>0</b>	<b>0</b>	<b>0</b>

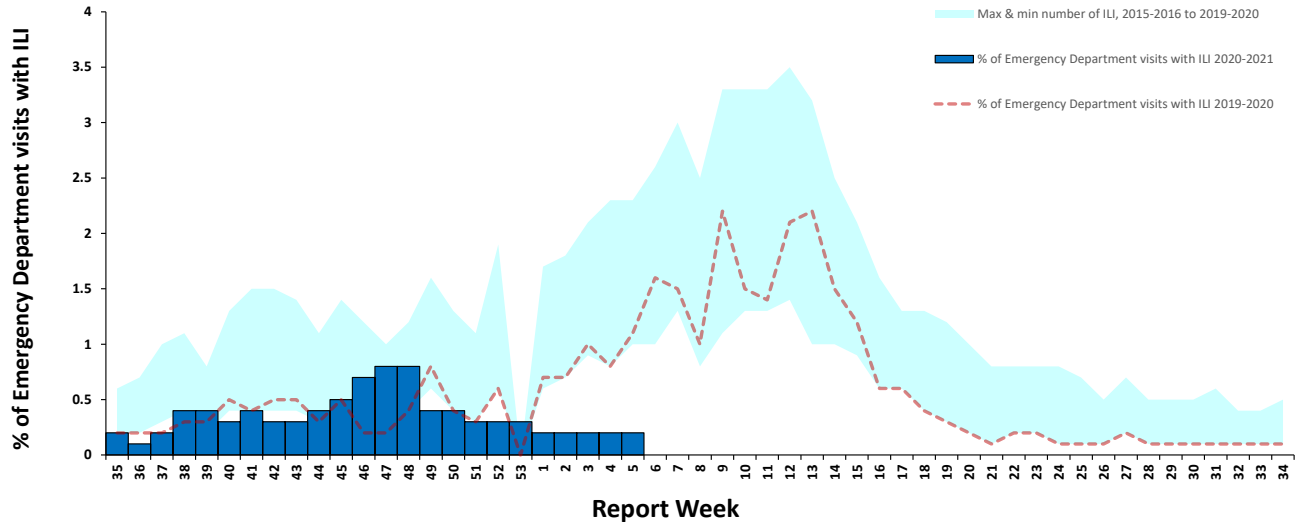
**Table 3: Hospitalizations, ICU admissions and deaths for influenza positive patients, current week and cumulative, 2020-2021 season, Nova Scotia**

	CURRENT WEEK			CUMULATIVE 2020-2021		
	TOTAL	INFLUENZA A	INFLUENZA B	TOTAL	INFLUENZA A	INFLUENZA B
Hospitalized	0	0	0	0	0	0
Hospitalized - ICU	0	0	0	0	0	0
Deceased*	0	0	0	0	0	0
<b>Nova Scotia Total</b>	<b>0</b>	<b>0</b>	<b>0</b>	<b>0</b>	<b>0</b>	<b>0</b>

\*Deaths include individuals with a positive influenza test result, influenza may not have been the major contributing cause of death or hospitalization.

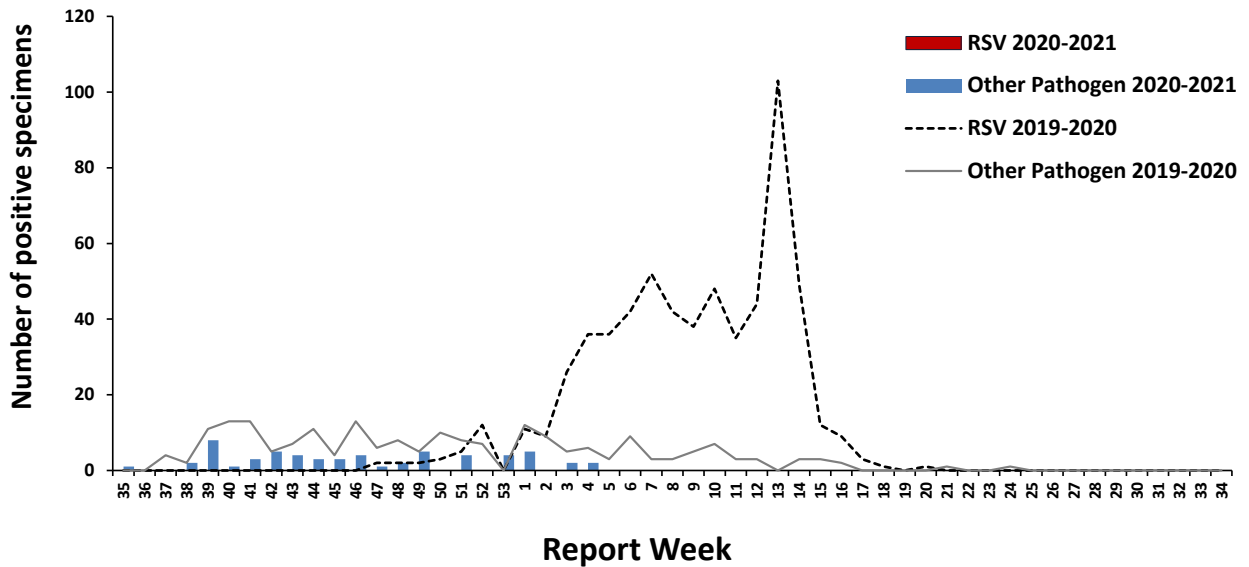
**SYNDROMIC SURVEILLANCE**

**Figure 2: Percentage of Emergency Department visits due to ILI by report week, 2020-2021 season, with trend-line comparison to 2019-2020 season, Nova Scotia**



**OTHER RESPIRATORY PATHOGENS**

**Figure 3: Number of positive specimens tested for other respiratory pathogens\* and RSV by report week, 2020-2021 season, with trend-line comparison to 2019-2020 season, Nova Scotia**



\* Other respiratory pathogen includes Adenovirus, Bocavirus, Chlamydomphila pneumonia, Coronavirus, Enterovirus, Metapneumovirus, Mycoplasma pneumoniae, Parainfluenza, Pertussis, Rhinovirus.  
 Note that data for this figure is obtained from provincial laboratories.

Table 4: Number of positive RSV specimens by age group, 2020-2021 season, Nova Scotia

AGE GROUP	2020-2021
0-5 months	0
6-11 months	0
12-23 months	0
2-5 years	0
6-15 years	0
16-65 years	0
65+ years	0
<b>Nova Scotia Total</b>	<b>0</b>

Table 5: Number of positive specimens tested for other respiratory pathogens, current report week and cumulative season, Nova Scotia, 2020–2021

Pathogen	CURRENT WEEK (n positive)	CUMULATIVE 2020-2021
Adenovirus	0	6
Bocavirus	0	0
Chlamydomphila pneumoniae	0	0
Coronavirus*	0	0
Enterovirus/Rhinovirus	0	53
Metapneumovirus	0	0
Mycoplasma pneumoniae	0	0
Parainfluenza	0	0
Pertussis	0	0
Respiratory Syncytial Virus	0	0

\*EXCLUDES novel coronavirus 2019-nCoV

## Week 5 (January 31, 2021 to February 6, 2021)

### APPENDIX: DEFINITIONS USED IN INFLUENZA SURVEILLANCE, AND USEFUL LINKS, 2020-2021

#### ACRONYM LIST

<b>CNPHI</b>	Canadian Network for Public Health Intelligence
<b>ICU</b>	Intensive care unit
<b>ILI</b>	Influenza-like illness
<b>RSV</b>	Respiratory syncytial virus

#### ILI CASE DEFINITION

Acute onset of respiratory illness with fever and cough and with one or more of the following – sore throat, arthralgia, myalgia or prostration which is likely due to influenza. In children under 5, gastrointestinal symptoms may also be present. In patients under 5 or 65 and older, fever may not be prominent.

#### NATIONAL FLUWATCH DEFINITIONS FOR INFLUENZA ACTIVITY LEVELS

<b>No activity</b>	No laboratory-confirmed influenza detections in the reporting week, however, sporadically occurring ILI* may be reported
<b>Sporadic</b>	Sporadically occurring ILI* and lab confirmed influenza detection(s) with <b>no outbreaks</b> detected within the influenza surveillance region
<b>Localized</b>	(1) Evidence of increased ILI* and (2) lab confirmed influenza detection(s) together with (3) outbreaks occurring in schools, hospitals, residential institutions and/or other types of facilities occurring in less than 50% of the influenza surveillance region
<b>Widespread</b>	(1) Evidence of increased ILI* and (2) lab confirmed influenza detection(s) together with (3) outbreaks occurring in schools, hospitals, residential institutions and/or other types of facilities occurring in greater than or equal to 50% of the influenza surveillance region

#### LINKS TO OTHER WEEKLY INFLUENZA REPORTING BODIES

Canada: <http://www.phac-aspc.gc.ca/fluwatch/>  
World: [https://www.who.int/influenza/surveillance\\_monitoring/updates/latest\\_update\\_GIP\\_surveillance/en/index.html](https://www.who.int/influenza/surveillance_monitoring/updates/latest_update_GIP_surveillance/en/index.html)  
US: [www.cdc.gov/flu/weekly](http://www.cdc.gov/flu/weekly)