

Highlights of this reporting period¹

The 2025-2026 season runs from August 24, 2025 to August 29, 2026

Activity levels²

- Influenza activity in this reporting period (week 43; N=8) was similar to the previous week (week 42; N=7).
 - The number of PCR positive cases in this reporting period (N=8) was higher than the number in same reporting period in the 2024/25 season (N=0).
- COVID-19 activity in this reporting period (week 43; N=112) was lower than the previous week (week 42; N=160).
 - The number of PCR positive cases in this reporting period (N=160) was lower than the number in the same reporting period in the 2024/25 season (N=178).
- RSV activity in this reporting period (week 43; N=6) was higher than the previous week (week 42; N=2).
 - The number of PCR-positive cases in this reporting period (N=6) was higher than the same reporting period in the 2024/25 season (N=2).

Influenza, COVID-19, and respiratory syncytial virus (RSV) activity during this reporting period and the 2025/26 season

| | Influenza | | COVID-19 | | RSV | |
|-------------------------------------|-----------------------|----------------|-----------------------|----------------|-----------------------|----------------|
| | This reporting period | 2025/26 season | This reporting period | 2025/26 season | This reporting period | 2025/26 season |
| Laboratory testing | | | | | | |
| New laboratory-confirmed cases | 8 | 37 | 112 | 924 | 6 | 13 |
| Percent positivity (%) ³ | 0.7 | - | 10.6 | - | 0.6 | - |
| Severe outcome⁴ | | | | | | |
| Hospitalizations (non-ICU) | 1 | 4 | 5 | 164 | 0 | 2 |
| ICU admissions | 0 | 0 | 0 | 11 | 0 | 0 |
| Deaths | 0 | 0 | 1 | 12 | 0 | 0 |
| Outbreaks⁵ | | | | | | |
| Acute-care facility | 0 | 0 | 1 | 10 | 0 | 0 |
| Long-term care facility | 0 | 1 | 6 | 33 | 0 | 0 |

ILI activity⁶

During this reporting period (week 43), the percentage of emergency room visits for influenza like illness (ILI) was 0.5%, which was similar to 0.4% in the previous week (week 42).

¹ See data notes in Appendix.

² Use of multiplex polymerase chain reaction (PCR) respiratory virus testing may affect the number of tests conducted and number of cases identified and reported.

³ Percent positivity is useful for understanding current pathogen spread in the community. Percent positivity calculated for the six week period; weekly percent positivity for influenza, COVID-19, and RSV are presented in figures below.

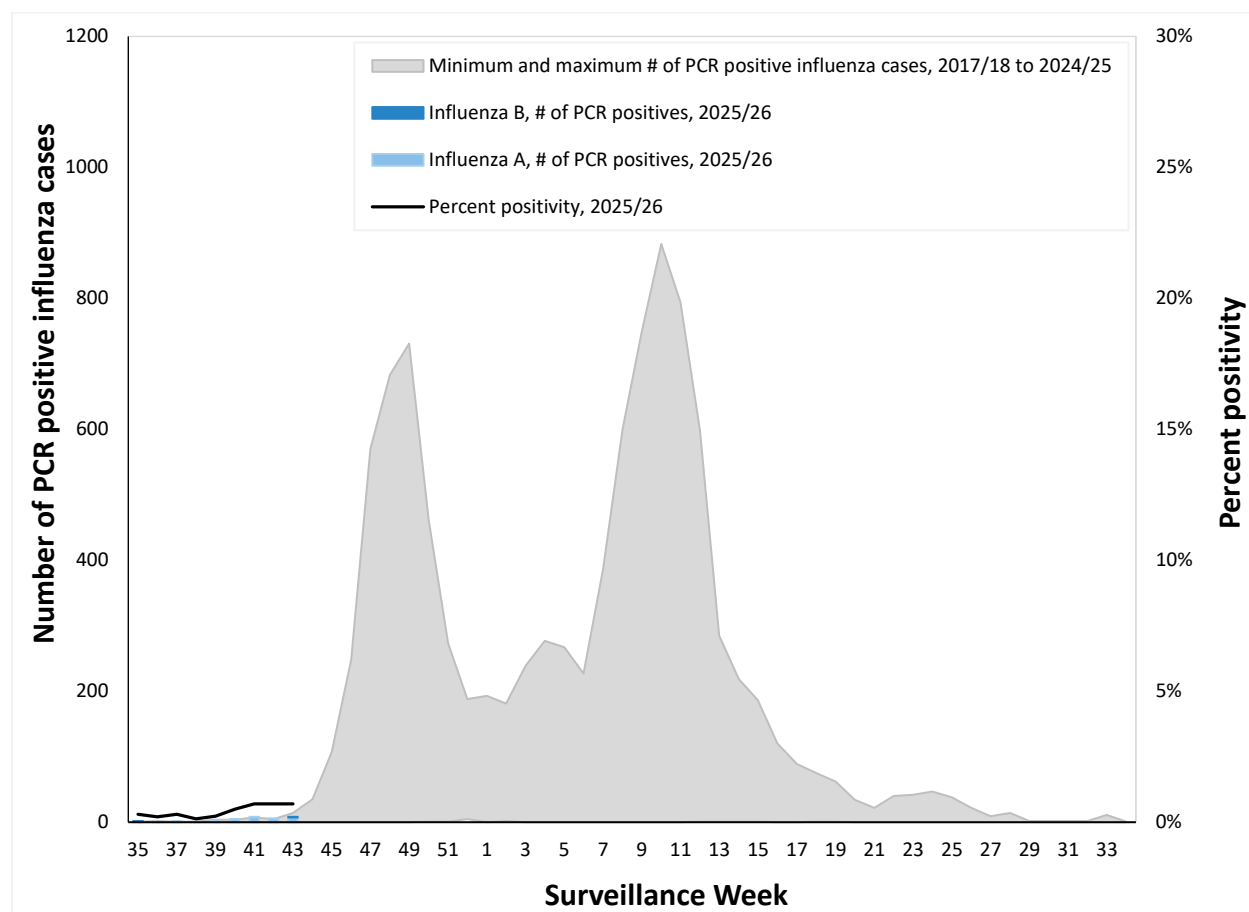
⁴ Recent hospitalization, ICU admission, and death counts in recent surveillance weeks may not be up to date because of reporting delays.

⁵ Local public health continuously enters and updates outbreak data. Counts may differ from previous surveillance weeks.

⁶ ILI percentages may vary from previous surveillance weeks as emergency departments continuously enter and update data.

Influenza

Figure 1: Laboratory-confirmed influenza cases (N=37) and percent positivity by surveillance week, 2025/26 season, compared with previous seasons, Nova Scotia⁷



⁷ Minimum is zero during reporting weeks where there were no positive specimens. There were no influenza cases reported during the 2020/21 season. Local public health continuously enters and updates influenza case data and counts may differ from previous surveillance weeks.

Week 43 (October 19, 2025 to October 25, 2025)

Table 1: Number of laboratory-confirmed influenza cases during current reporting period and cumulative 2025/26 season, by zone, Nova Scotia⁸

| Zone | Current reporting period | | | Cumulative (2025/26) | | |
|--------------------------|--------------------------|-------------|----------|----------------------|-------------|-----------|
| | Influenza A | Influenza B | Total | Influenza A | Influenza B | Total |
| Western | 1 | 0 | 1 | 4 | 0 | 4 |
| Northern | 1 | 0 | 1 | 11 | 0 | 11 |
| Eastern | 2 | 0 | 2 | 9 | 0 | 9 |
| Central | 3 | 1 | 4 | 11 | 2 | 13 |
| Nova Scotia Total | 7 | 1 | 8 | 35 | 2 | 37 |

Table 2: Number of laboratory-confirmed influenza cases during current reporting period and cumulative 2025/26 season, by age groups, Nova Scotia⁸

| Age group (years) | Current reporting period | | | Cumulative (2025/26) | | |
|--------------------------|--------------------------|-------------|----------|----------------------|-------------|-----------|
| | Influenza A | Influenza B | Total | Influenza A | Influenza B | Total |
| 0-4 | 1 | 0 | 1 | 4 | 1 | 5 |
| 5-19 | 0 | 0 | 0 | 2 | 0 | 2 |
| 20-44 | 0 | 0 | 0 | 2 | 0 | 2 |
| 45-64 | 2 | 0 | 2 | 8 | 0 | 8 |
| ≥ 65 | 4 | 1 | 5 | 19 | 1 | 20 |
| Nova Scotia Total | 7 | 1 | 8 | 35 | 2 | 37 |

Table 3: Cumulative number of hospitalizations, ICU admissions, and deaths among lab-confirmed influenza positive patients, 2025/26 season, Nova Scotia⁹

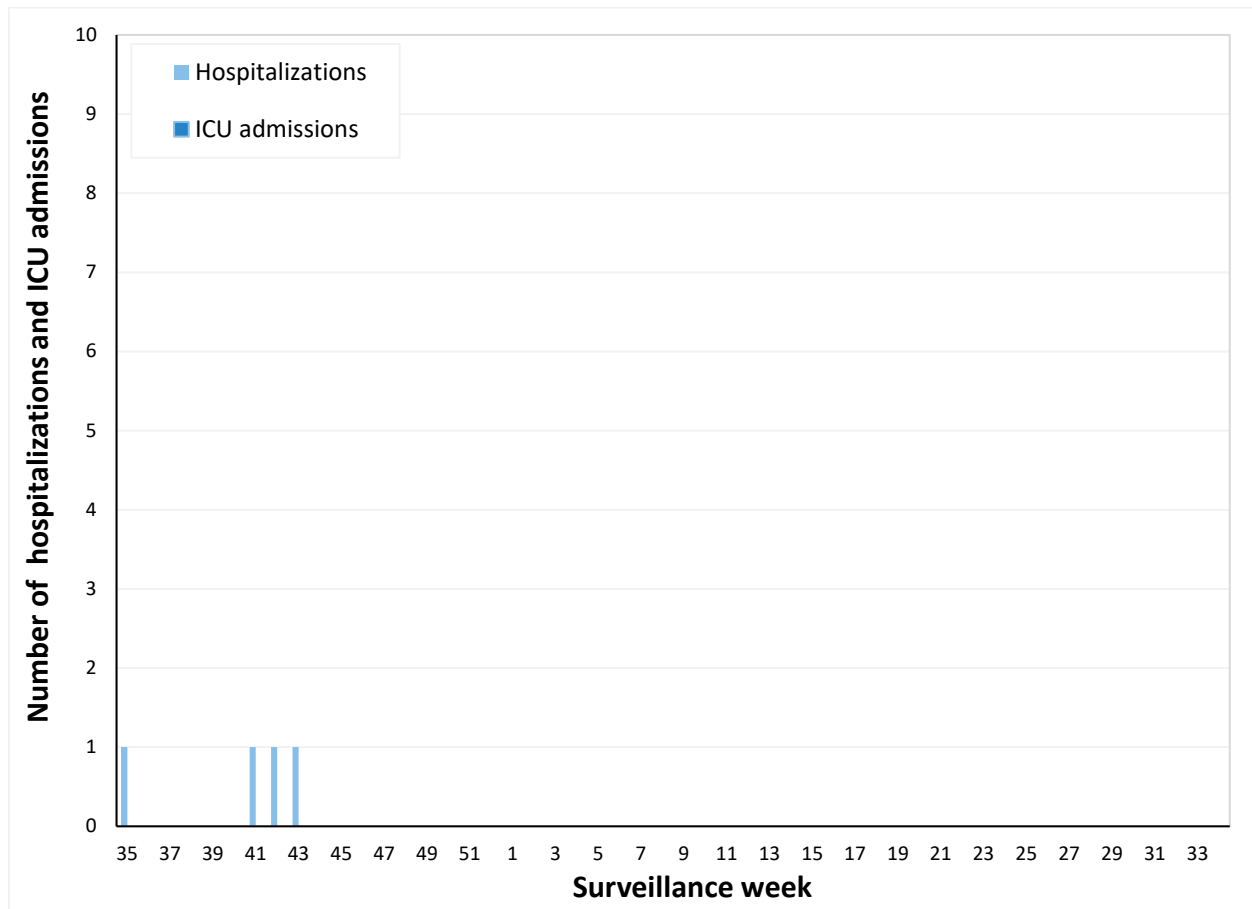
| Age group (years) | Cumulative (2025/26) | | |
|--------------------------|----------------------|----------|----------|
| | Hospitalizations | ICU | Deaths |
| 0-4 | 1 | 0 | 0 |
| 5-19 | 0 | 0 | 0 |
| 20-44 | 0 | 0 | 0 |
| 45-64 | 0 | 0 | 0 |
| ≥ 65 | 3 | 0 | 0 |
| Nova Scotia Total | 4 | 0 | 0 |

⁸ Local public health continuously enters and updates influenza case data and counts may differ from previous surveillance weeks.

⁹ Individuals may be included in multiple columns if they have more than one severe outcome (i.e., categories are not mutually exclusive). Recent hospitalizations, ICU admissions, and death counts may not be up to date because of reporting delays.

Week 43 (October 19, 2025 to October 25, 2025)

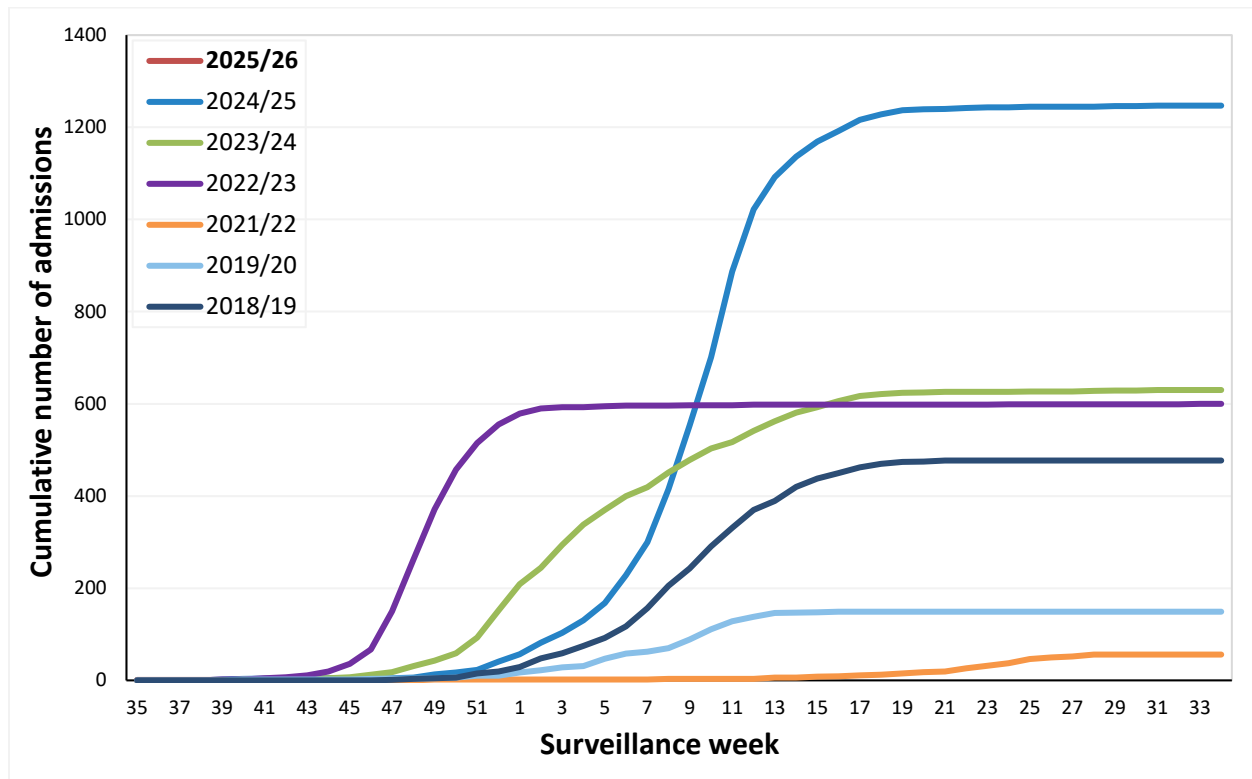
Figure 2: Number of influenza associated hospitalizations and ICU admissions by surveillance week, 2025/26 season, Nova Scotia¹⁰



¹⁰ Cases who are hospitalized and admitted to the ICU in the same surveillance week will be included in both the hospitalization and ICU counts for that surveillance week. Recent hospitalization and ICU admission counts may not be up to date because of reporting delays.

Week 43 (October 19, 2025 to October 25, 2025)

Figure 3: Cumulative number of influenza associated hospitalizations and ICU admissions by surveillance week, 2025/26 season compared with previous seasons, Nova Scotia¹¹



¹¹ Figure 3 presents the cumulative number of cases who were admitted to hospital and/or ICU during the season. Cases are counted once. There were no reported cases of influenza during the 2020-2021 season.

COVID-19

Figure 4: Number of laboratory-confirmed COVID-19 cases (N=924) and percent positivity by surveillance week, 2025/26 season, compared with previous seasons, Nova Scotia¹²

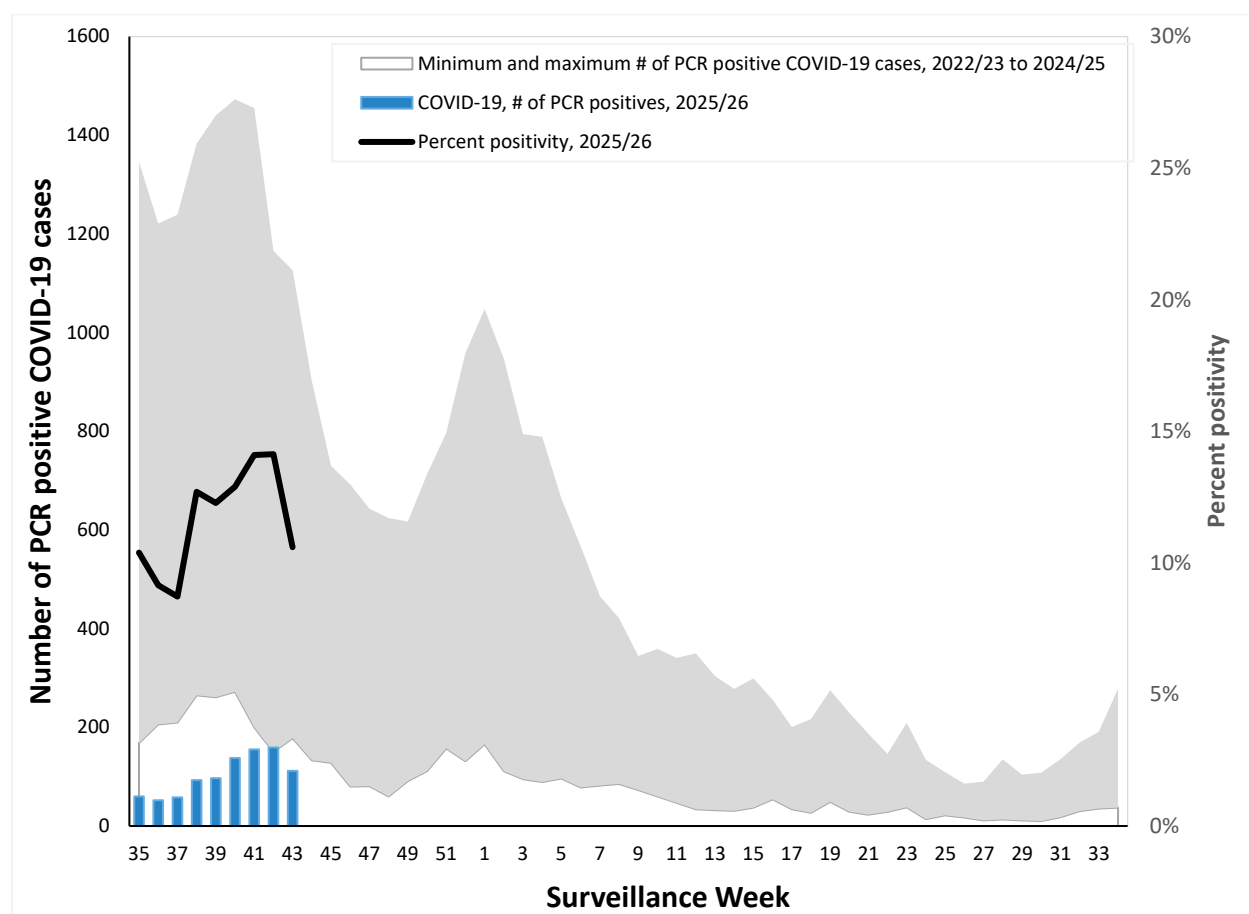


Table 4: Number of laboratory-confirmed COVID-19 cases during current reporting period and cumulative 2025/26 season, by zone, Nova Scotia¹²

| Zone | Current reporting period | Cumulative (2025/26) |
|--------------------------|--------------------------|----------------------|
| Western | 33 | 185 |
| Northern | 30 | 218 |
| Eastern | 24 | 176 |
| Central | 25 | 345 |
| Nova Scotia Total | 112 | 924 |

¹² Local public health continuously enters and updates COVID-19 case data. Counts may differ from previous surveillance weeks.

Week 43 (October 19, 2025 to October 25, 2025)

Table 5. Number of laboratory-confirmed COVID-19 cases during current reporting period and cumulative 2025/26 season, by age group, Nova Scotia¹³

| Age group (years) | Current reporting period | Cumulative (2025/26) |
|--------------------------|--------------------------|----------------------|
| 0-4 | 4 | 29 |
| 5-19 | 0 | 18 |
| 20-44 | 9 | 90 |
| 45-64 | 14 | 144 |
| ≥ 65 | 85 | 643 |
| Nova Scotia Total | 112 | 924 |

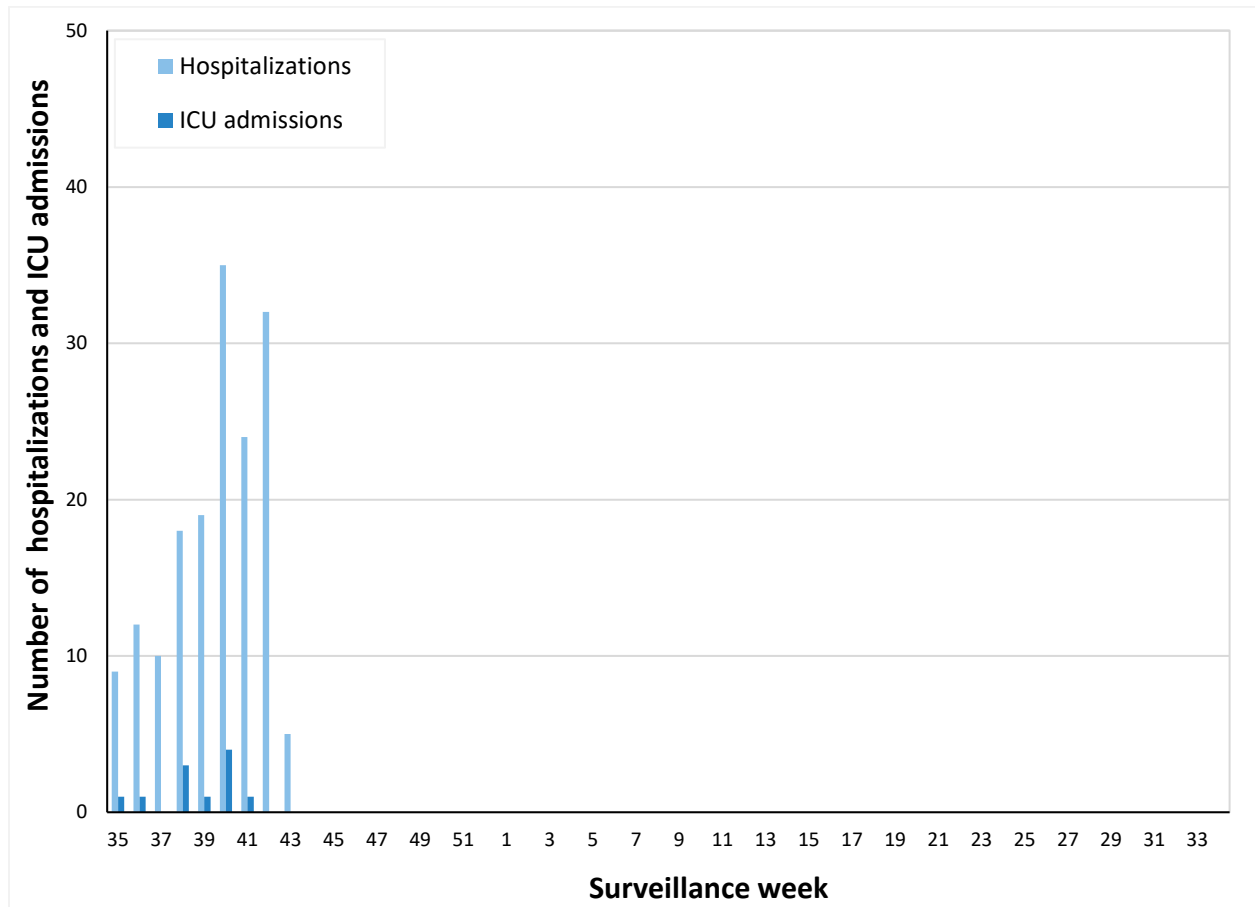
Table 6: Cumulative number of hospitalizations, ICU admissions, and deaths among lab-confirmed COVID-19 positive patients, 2025/26 season, Nova Scotia¹⁴

| Age group (years) | Cumulative (2025/26) | | |
|--------------------------|----------------------|----------------|-----------|
| | Hospitalizations | ICU admissions | Deaths |
| 0-4 | 7 | 0 | 0 |
| 5-19 | 3 | 0 | 0 |
| 20-44 | 8 | 2 | 0 |
| 45-64 | 16 | 2 | 0 |
| ≥ 65 | 130 | 7 | 12 |
| Nova Scotia Total | 164 | 11 | 12 |

¹³ Local public health continuously enters and updates COVID-19 case data. Counts may differ from previous surveillance weeks.

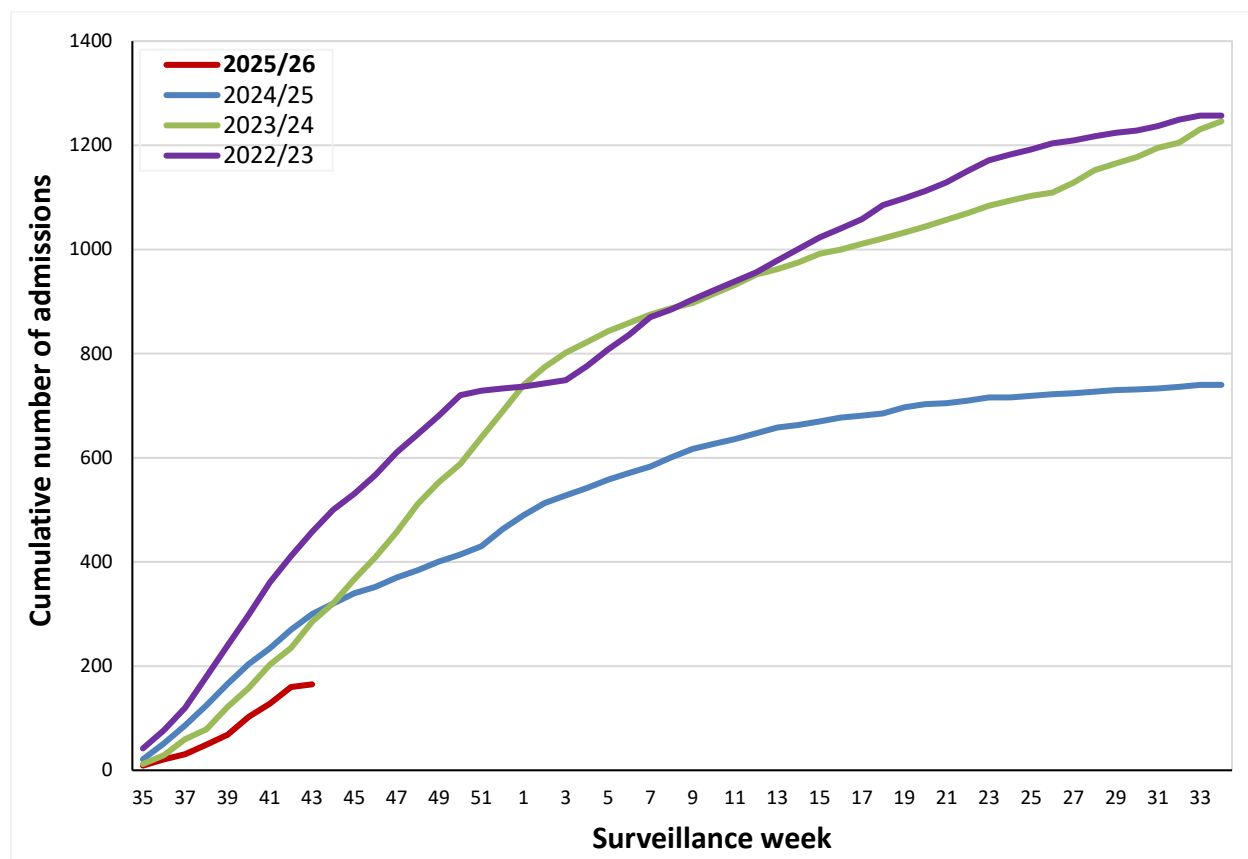
¹⁴ Cases can have more than one severe outcome (e.g., be hospitalized and then admitted to the ICU); therefore, cases may be counted multiple times if they have more than one severe outcome (i.e., categories are not mutually exclusive). Recent hospitalization, ICU admission, and death counts may not be up to date because of reporting delays.

Figure 5: Number of COVID-19 associated hospitalizations and ICU admissions by surveillance week, 2025/26 season, Nova Scotia¹⁵



¹⁵ Cases who are hospitalized and admitted to the ICU in the same surveillance week will be included in both the hospitalization and ICU counts for that surveillance week. Recent hospitalization and ICU admission counts may not be up to date because of reporting delays.

Figure 6: Cumulative number of COVID-19 associated hospitalizations and ICU admissions by surveillance week, 2025/26 season compared with previous seasons, Nova Scotia¹⁶



¹⁶ Figure 6 presents the cumulative number of cases who were admitted to hospital and/or ICU during the season. Cases are counted once.

Respiratory Syncytial Virus (RSV)

Figure 7: Laboratory-confirmed RSV cases (N=13) and percent positivity by surveillance week, 2025/26 season, compared with previous seasons, Nova Scotia¹⁷

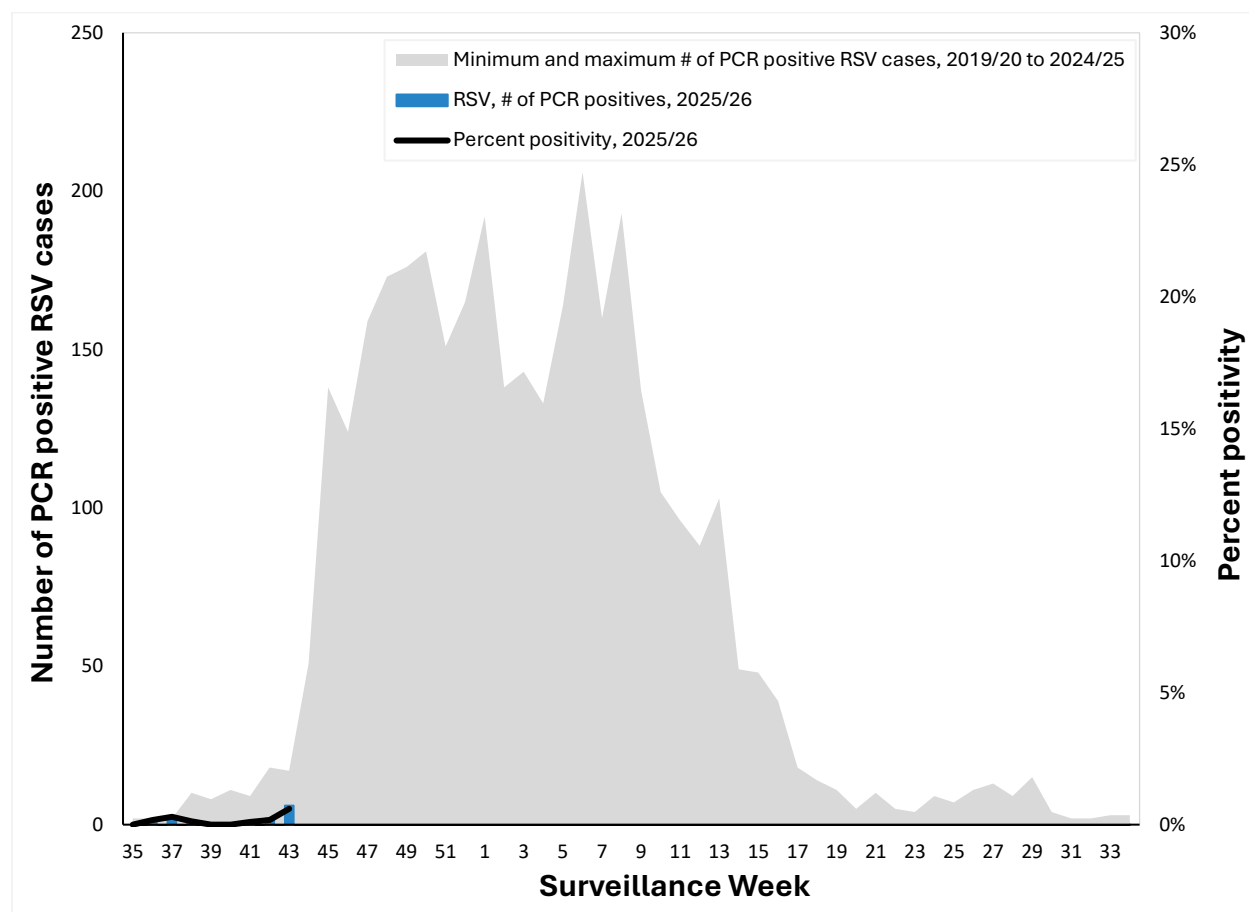


Table 7: Number of laboratory-confirmed RSV cases during current reporting period and cumulative 2025/26 season, by zone, Nova Scotia¹⁸

| Zone | Current reporting period | Cumulative (2025/26) |
|--------------------------|--------------------------|----------------------|
| Western | 1 | 1 |
| Northern | 0 | 1 |
| Eastern | 1 | 4 |
| Central | 4 | 7 |
| Nova Scotia Total | 6 | 13 |

¹⁷ There were no reported RSV cases during the 2020-2021 season. RSV became notifiable on September 6, 2025. The implementation of the multiplex respiratory virus PCR testing in 2022/23 may have increased the number of cases detected.

¹⁸ Local public health continuously enters and updates COVID-19 case data. Counts may differ from previous surveillance weeks.

Week 43 (October 19, 2025 to October 25, 2025)

Table 8: Number of laboratory-confirmed during current reporting period and cumulative 2025/26 season, by age groups, Nova Scotia¹⁹

| Age group | Current reporting period | Cumulative (2025/26) |
|--------------------------|--------------------------|----------------------|
| 0-5 months | 0 | 3 |
| 6-11 months | 0 | 1 |
| 12-23 months | 1 | 1 |
| 2-4 years | 1 | 1 |
| 5-19 years | 0 | 0 |
| 20-44 years | 0 | 0 |
| 45-64 years | 2 | 2 |
| 65-74 years | 0 | 1 |
| ≥ 75 years | 2 | 4 |
| Nova Scotia Total | 6 | 13 |

Table 9: Cumulative number of hospitalizations, ICU admissions, and deaths among lab-confirmed RSV positive patients, 2025/26 season, Nova Scotia²⁰

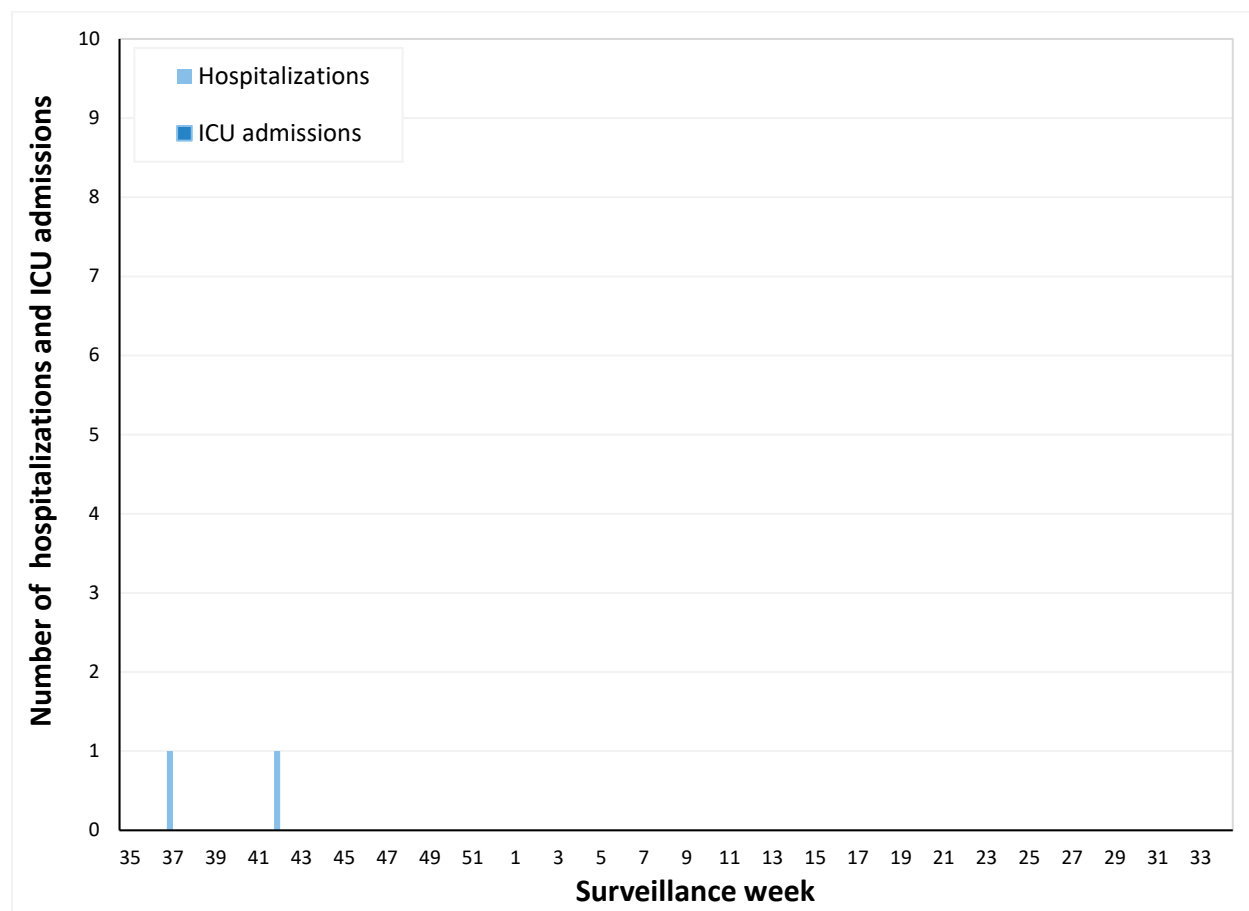
| Age group (years) | Cumulative (2025/26) | | |
|--------------------------|----------------------|----------------|----------|
| | Hospitalizations | ICU admissions | Deaths |
| 0-5 months | 1 | 0 | 0 |
| 6-11 months | 0 | 0 | 0 |
| 12-23 months | 0 | 0 | 0 |
| 2-4 years | 0 | 0 | 0 |
| 5-19 years | 0 | 0 | 0 |
| 20-64 years | 0 | 0 | 0 |
| 45-64 years | 0 | 0 | 0 |
| 65-74 years | 0 | 0 | 0 |
| ≥ 75 years | 1 | 0 | 0 |
| Nova Scotia Total | 2 | 0 | 0 |

¹⁹ Local public health continuously enters and updates RSV case data and counts may differ from previous surveillance weeks.

²⁰ RSV became notifiable on September 6, 2025

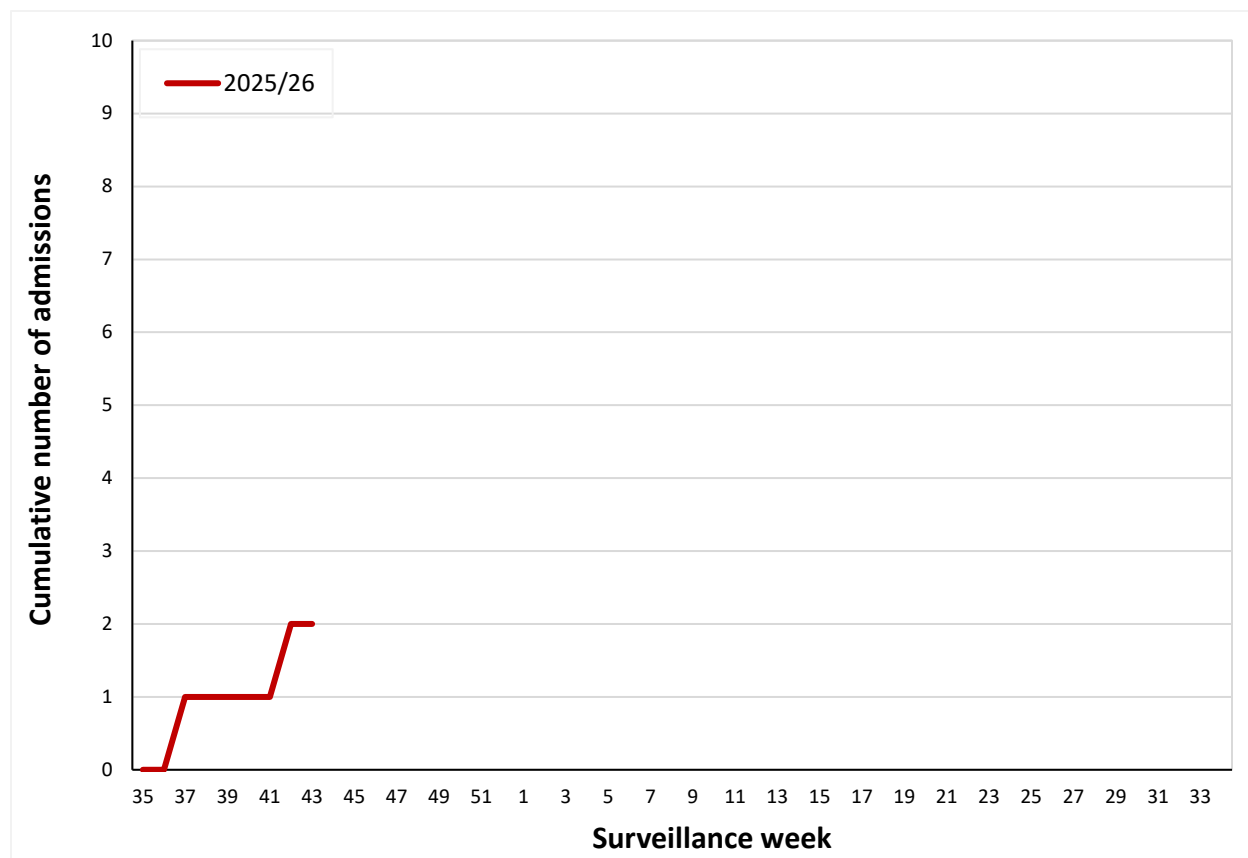
Week 43 (October 19, 2025 to October 25, 2025)

Figure 8: Number of RSV associated hospitalizations and ICU admissions by surveillance week, 2025/26 season, Nova Scotia²¹



²¹ Cases who are hospitalized and admitted to the ICU in the same surveillance week will be included in both the hospitalization and ICU counts for that surveillance week. Recent hospitalization and ICU admission counts may not be up to date because of reporting delays.

Figure 9: Cumulative number of RSV associated hospitalizations and ICU admissions, by surveillance week, 2025/26 season, Nova Scotia^{22,23}

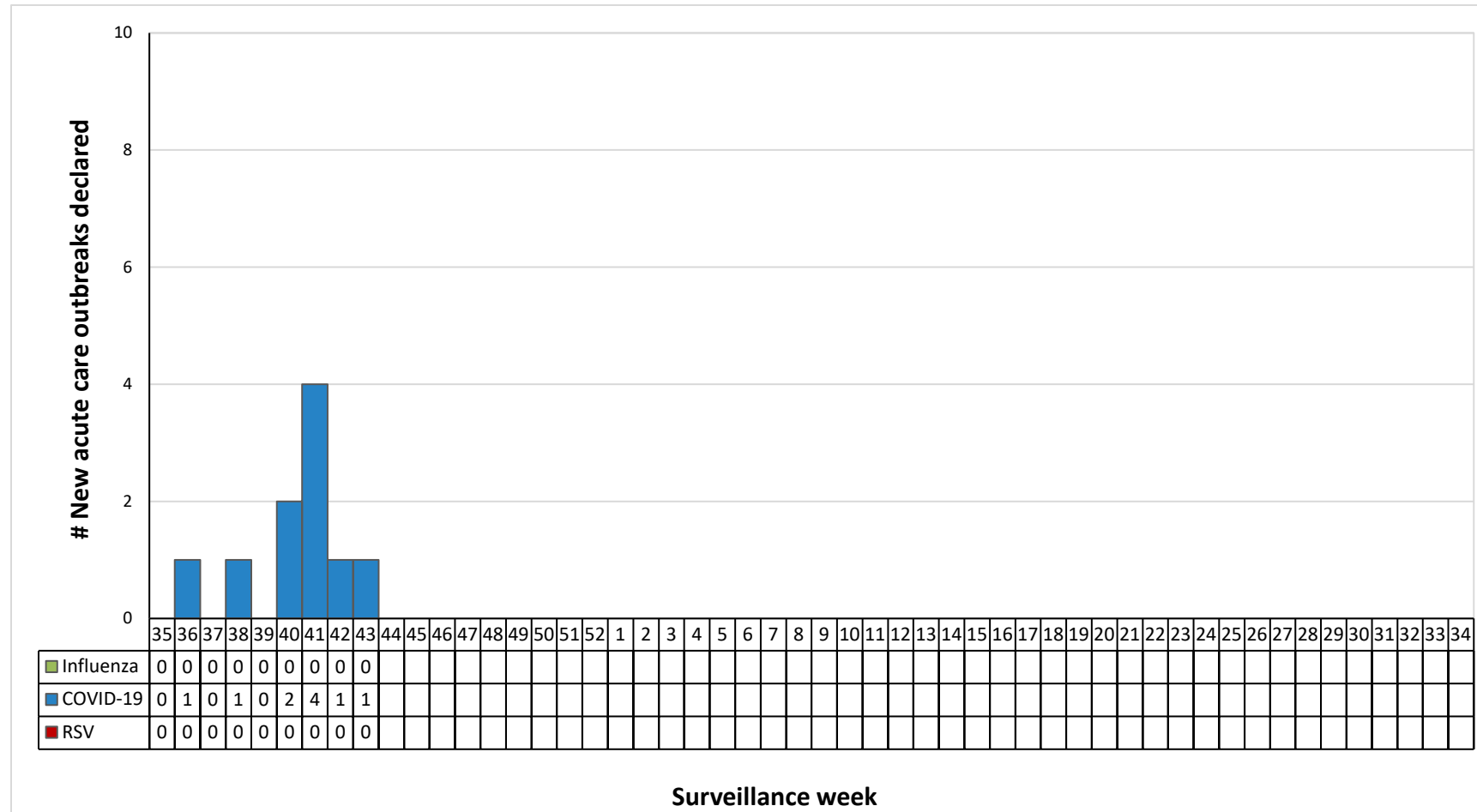


²² Figure 9 presents the cumulative number of cases who were admitted to hospital and/or ICU during the season. Cases are counted once.

²³ RSV became notifiable on September 6, 2025

Respiratory Outbreaks

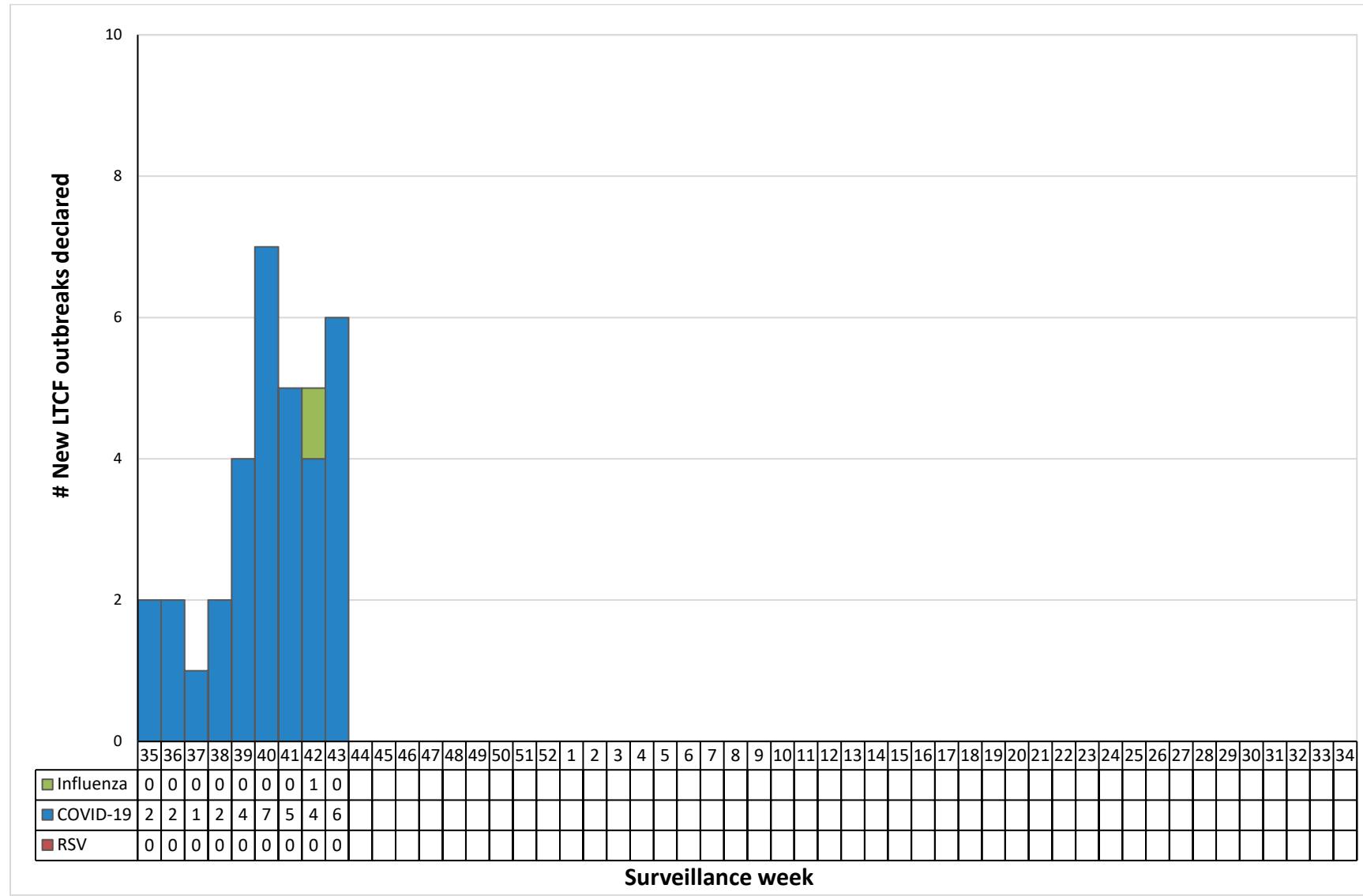
Figure 10. Number of new acute care facility respiratory outbreaks by surveillance week and respiratory virus (influenza, COVID-19 and RSV), 2025/26 season, Nova Scotia²⁴



²⁴ Acute care facility outbreak definitions are in the Appendix. Local public health continuously enters and updates outbreak data. Counts may differ from previous surveillance weeks.

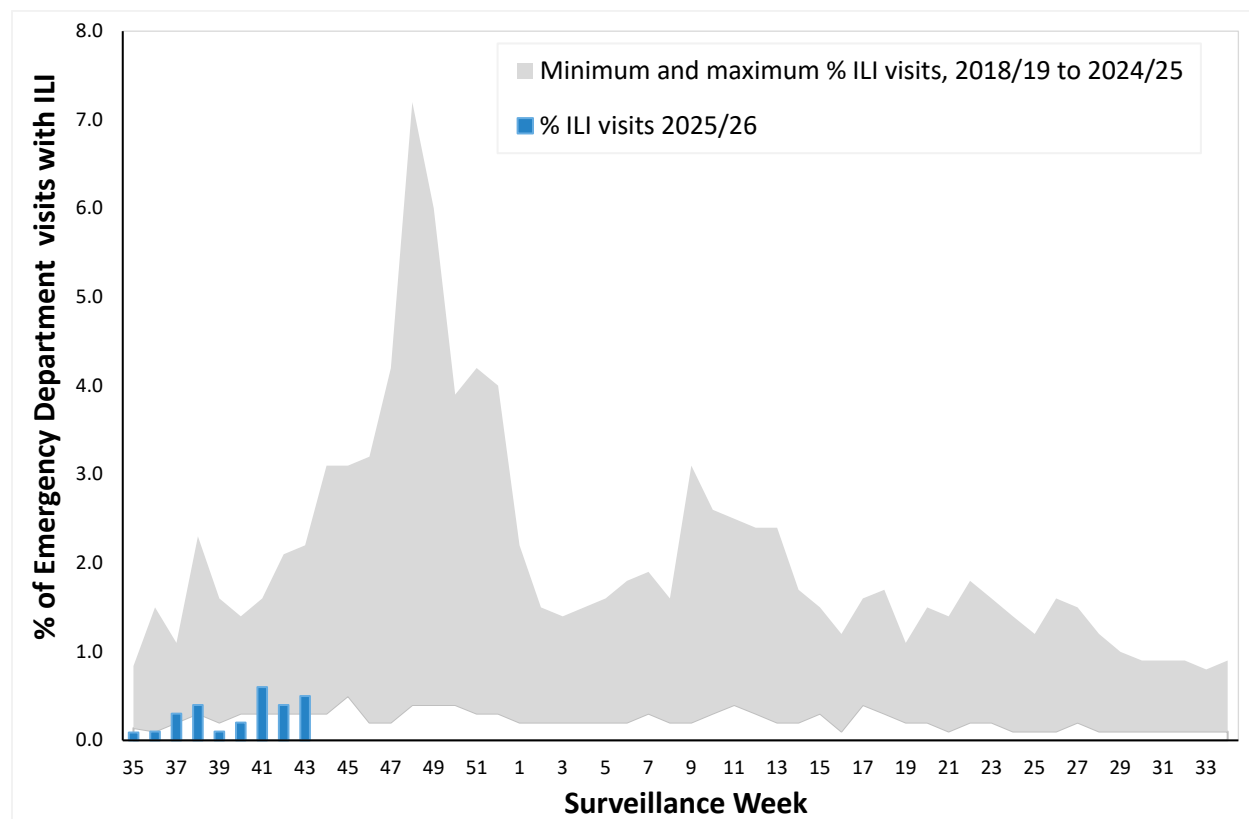
Week 43 (October 19, 2025 to October 25, 2025)

Figure 11. Number of new long-term care facility (LTCF) respiratory outbreaks by surveillance week and respiratory virus (influenza, COVID-19 and RSV), 2025/26 season, Nova Scotia²⁵



Syndromic Surveillance

Figure 12: Percentage of emergency department visits due to influenza-like illness (ILI) by surveillance week, 2025/26 season, compared with previous seasons, Nova Scotia²⁶



Other Respiratory Illness

Table 10: Number of positive specimens for other respiratory viruses, current reporting period and cumulative 2025/26 season, Nova Scotia

| PATHOGEN | Current reporting period | Cumulative (2025/26) |
|------------------------|--------------------------|----------------------|
| Adenovirus | 1 | 6 |
| Bocavirus | 1 | 2 |
| Coronavirus* | 0 | 0 |
| Enterovirus/Rhinovirus | 7 | 64 |
| Metapneumovirus | 1 | 2 |
| Parainfluenza | 2 | 7 |

*Excludes COVID-19

²⁶ ILI percentages may vary from previous surveillance weeks as emergency departments continuously enter and update data.

Appendix – Data Notes and Definitions

Data Notes

- A surveillance week runs from Sunday to Saturday. Nova Scotia's 2025/26 season aligns with the [Public Health Agency of Canada \(PHAC\) FluWatch surveillance weeks](#).
 - The 2025/26 respiratory season runs from August 24, 2025 (Week 35) to August 29, 2026 (Week 34).
- Reporting of hospitalizations, ICU admissions, and deaths may lag by several weeks, and deaths are particularly affected. Additionally, COVID-19, influenza, and RSV outcomes and outbreaks data may be incomplete for recent reporting periods because of lags in local public health reporting. Figures presenting outcomes by week may not include data for the most recent surveillance week.
- Hospitalization and death definitions for COVID-19 and influenza have changed across respiratory seasons. For example, the definition of COVID-19 associated hospitalizations changed in August 2025. These definitions are available in the [surveillance guidelines](#).
- Testing eligibility guidelines and the use of multiplex PCR testing affect the number of cases identified and reported.
 - A multiplex PCR tests for multiple respiratory pathogens simultaneously. Routine multiplex PCR tests include, but are not limited to, influenza, RSV, and COVID-19. See [Nova Scotia's Respiratory Surveillance Plan](#) for Public Health for a full list of what is tested.
 - In the 2022/23 season, access to multiplex PCR testing in Nova Scotia increased which likely increased detection in community influenza and RSV.
 - Testing is limited to [specific populations](#) and the number of cases in the community is undercounted.

Definitions used in respiratory surveillance, and useful links, 2025/26

See: [Nova Scotia's Respiratory Response Plan for Public Health](#) and [Nova Scotia's Respiratory Surveillance Plan for Public Health](#)

Acronyms

| | |
|-------------|-----------------------------|
| ICU | Intensive care unit |
| ILI | Influenza-like illness |
| LTCF | Long term care facilities |
| PCR | Polymerase chain reaction |
| RSV | Respiratory syncytial virus |

Outbreak Definitions

| Pathogen | Acute care facility | Long-term care facility |
|---------------------------|---|--|
| COVID, influenza, and RSV | Two or more confirmed cases of influenza that are epidemiologically linked to a specific setting and/or location. | Outbreak definitions in LTCFs are in Guide to Respiratory Virus Infection and Outbreak Management in Long-Term Care Facilities . |

Week 43 (October 19, 2025 to October 25, 2025)

ILI Case Definition

Acute onset of respiratory illness with fever and cough and with one or more of the following – sore throat, arthralgia, myalgia or prostration which is likely due to influenza. In children under 5 years, gastrointestinal symptoms may also be present. In patients under 5 or 65 years and older, fever may not be prominent.

Other case definitions

See: [Surveillance Guidelines](#) | [novascotia.ca](#)

Links to other weekly influenza reports

Canada: [Weekly influenza reports - Canada.ca](#)
World: [Global Influenza Programme \(who.int\)](#)
US: [FluView](#) | [FluView](#) | [CDC](#)