

# Corrections Key Indicators, 2020-2021

## Expenditures

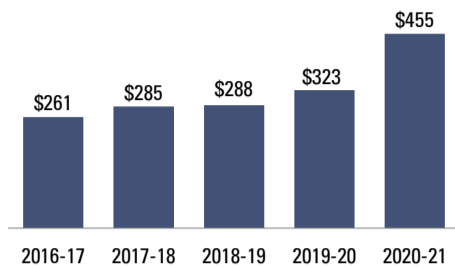
**\$78 Million**

Adult correctional gross expenditures in Nova Scotia in 2020-21

\$79 per capita, an increase of \$1 since 2016-17 (after adjusting for inflation)

**\$455**

Average daily cost per adult in custody in Nova Scotia in 2020-21\*

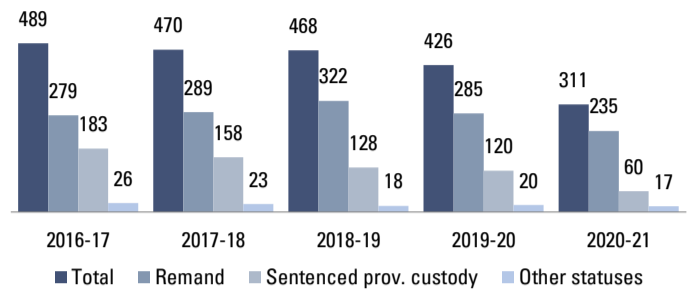


\*Gross correctional expenditures (adjusted for inflation - 2020 CAD) divided by Average Daily Count in custody. The large increase can be attributed to the decrease in average daily count during the first year of the COVID-19 pandemic.

## Adult Average Daily Count

**-27%**

Decrease in the average daily count of adults in provincial custody in 2020-21 (311), the first year of the COVID-19 pandemic, compared to 2019-20 (426). This represents a rate of 38 persons per 100,000 population (incarceration rate)

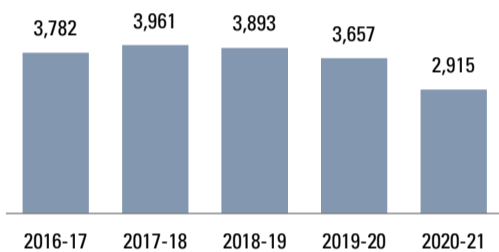


## †Adult Arrivals

**-24%**

Decrease in the number of new arrivals to an adult correctional facility in 2020-21 (2,915) compared to the prior 4-year average (3,823)

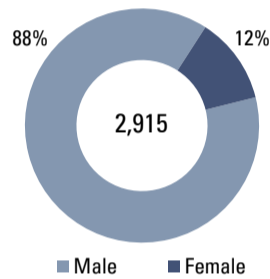
### Number of Arrivals



**12%**

Proportion of female arrivals to custody

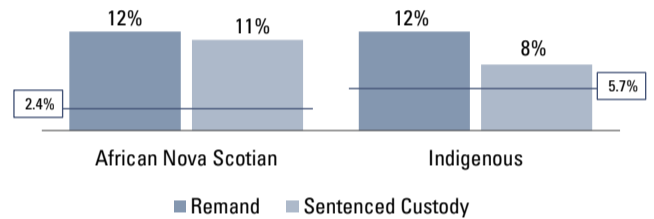
### Proportion of Arrivals



## Overrepresentation

African Nova Scotians represent 12% of new arrivals to remand and 2.4% of the Nova Scotia population (Census 2016). Indigenous persons account for 12% of new arrivals to remand and 5.7% of the Nova Scotia population (Census 2016)

### Proportion of Arrivals

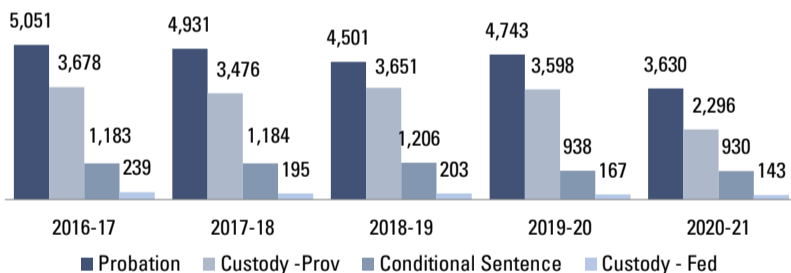


## Adult Sentences

**-36%**

Decrease in provincial custody sentences for adult cases in 2020-21 (2,296) compared to the prior 4-year average (3,601)

### Sentenced cases in adult criminal court



**+20 days**

Increase in the median number of days in provincial sentenced custody in 2020-21 (60 days) compared to the prior 4-year median (40 days)

**0 days**

No change in the length of probation ordered in 2020-21 (365 days) compared to the prior 4 years

## Youth Custody

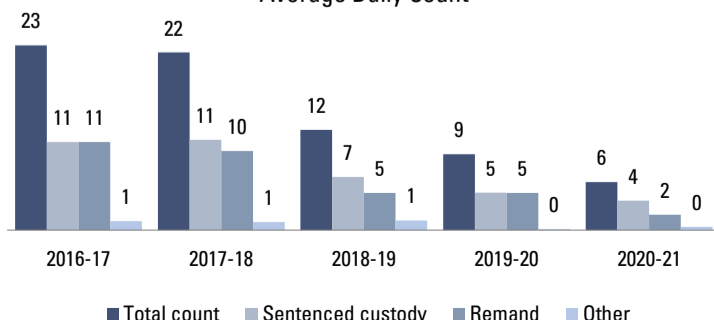
**-75%**

Decrease in the number of youth admissions to custody in 2020-21 (42) compared to the prior 4-year average (172)

**6**

Average daily count of youth in provincial custody in Nova Scotia for a rate of 1 person per 10,000 youth population (incarceration rate)

### Average Daily Count

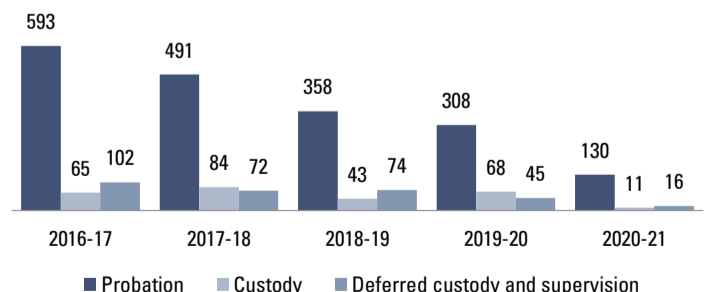


## Youth Sentences

**-83%**

Decrease in custody sentences for youth cases in 2020-21 (11 cases) compared to the prior 4-year average (65 cases)

### Sentenced cases in youth court



**+90 days**

Increase in the length of probation ordered in 2020-21 (450 days) compared to the prior 4-years (360)