

# FRPA QUARTERLY MEETING

September 10, 2024

# FRPA - Operations

- Regular updates – 2024 Reviews
- 2023 Annual report – data/findings
- 2024 Annual Survey
- What's ahead



# 2024 FRPA Reviews

## New Streamlined Process

- 7 complete / 2 pending
  - Posted on the FRPA website along with an Assessment Letter confirming:
    - Compliance status; and
    - The date the next FRPA review is due.
- Single template: Complete / Sign, Submit → Done!
  - Mostly YES/NO check boxes confirming compliance (or otherwise).
  - No need to repeat information on your website.
  - Easy to self-evaluate compliance status with both FRPA and CFTA.
- Action plans / Progress reports no longer required.
  - Those with outstanding progress reports are encouraged to demonstrate compliance by using the new template.

# Annual Report – Purpose / Requirements

- *15(1) The Review Officer shall prepare and submit to the Minister an annual report on the implementation and effectiveness of this Act and the regulations in helping to ensure that the registration practices of regulating bodies are transparent, objective, impartial and fair.*
- *15(2) ...Minister shall table ... [the annual report] in the House of Assembly or, where the Assembly is not then sitting, file it with the Clerk of the Assembly.*
- *15(3) The annual report ...must be made available to the public by the Review Officer and a copy provided to the regulating bodies.*

# Annual Report – Purpose / Requirements

- *15(4) Upon a request by the Review Officer, a regulating body shall submit statistical data and other internal review and registration decision information which the Review Officer may include in the annual report under subsection (1).*
- *15(5) The data and information that the Review Officer may request under subsection (4) includes*
  - *(a) application statistics;*
  - *(b) registration statistics;*
  - *(c) internal review statistics;*
  - *(d) information on timelines for processing registration decisions;*
  - *(e) information on timelines for processing internal reviews; and*
  - *(f) any other information the Review Officer deems necessary for completion of the annual report...*

# FRPA-Annual Report Sources

- *FRPA reviews (every 5 years/ qualitative).*
- *FRPA Survey (annual /quantitative)*

*...also, any developments and activities over the year.*

# Counts of RBs and Occupations Subject to the FRPA:

Regulating Body Type:	Regulating Bodies	Occupations			
		Designated Trades	Health	Other	Total
<b>Self Regulating</b>	41	1	26	22	49
<b>Government Regulating</b>	6	18	0	16	34
<b>Total</b>	<b>47</b>	<b>19</b>	<b>26</b>	<b>38</b>	<b>83</b>

\* The 6 government regulating bodies are Ministers of NS government Departments. There are 10 license granting offices operating under these 6 Ministers. Each acts like a separate regulating body.

# Size and Economic Importance of FRPA Occupations (approx.):

	2022	2023	% Change
<b>FRPA – Total Registered Members</b>	154,562	138,372	-10.5%
<b>NS’s Labour Force</b>	525,000	539,600	2.8%
<b>% of Labour Force</b>	<b>29%</b>	<b>26%</b>	
<b>New FRPA Registrants</b>	11,407	21,352	87.2%
<b>NS’s Net Employment Gains</b>	17,717	12,279	-30.7%
<b>% of Net Employment Gains</b>	<b>64%</b>	<b>174%</b>	

Securities Agents & Trades

Nurses – International RNs

- Without comparable Employment and Labour Force participation data, FRPA registration data is used to get a general idea.
- Not all Registered members are “active”. Some work outside of NS.



# Status of FRPA Reviews

Year	FRPA Reviews						Areas of Non-Compliance*		
	Initiated	Average Time to Complete	With Identified Areas of Non-Compliance*		Resolved**		Identified	Resolved**	
	#	(months)	#	%	#	%	#	#	%
<b>2020</b>	15	9.1	15	100	9	60	140	71	51
<b>2021</b>	11	8.9	7	64	9	82	56	52	93
<b>2022</b>	11	6.2	3	27	9	82	4	1	25
<b>2023</b>	6	5.5	3	50	6	100	7	7	100
<b>2024</b>	7	N/A	4	57	3	43	8	0	0
<b>Total</b>	<b>50</b>	<b>7.4</b>	<b>32</b>	<b>64</b>	<b>36</b>	<b>72</b>	<b>215</b>	<b>131</b>	<b>61</b>

# FRPA-Reporting – if non-compliant

## Nov 2021 FRPA amendments:

*16(12) ...the regulating body shall demonstrate compliance in the manner prescribed by the Review Officer **within one year** of the finding of non-compliance, unless the Review Officer extends the one-year deadline.*

# 2023 FRPA Data Findings

	2022	2023	% Change
Total Applications Received <sup>2</sup> :	15,993	38,840	143%
Total Applications Processed <sup>3</sup> :	12,467	22,244	78%
Total Applications in Progress <sup>4</sup> :	1,545	18,141	1074%

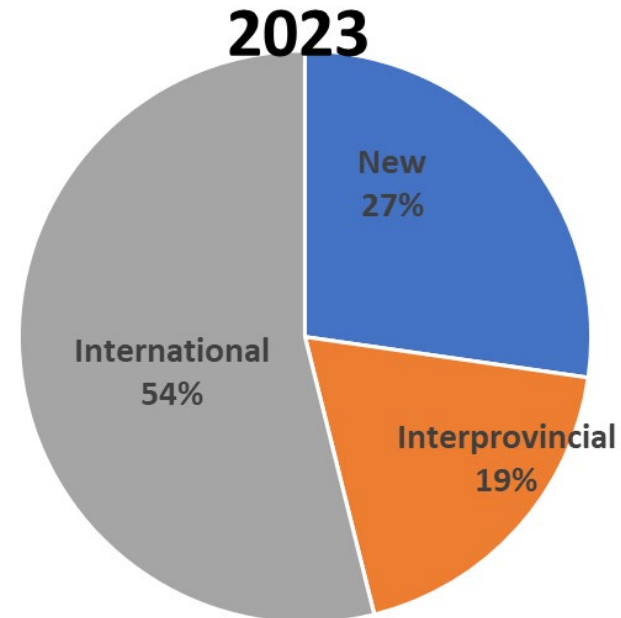
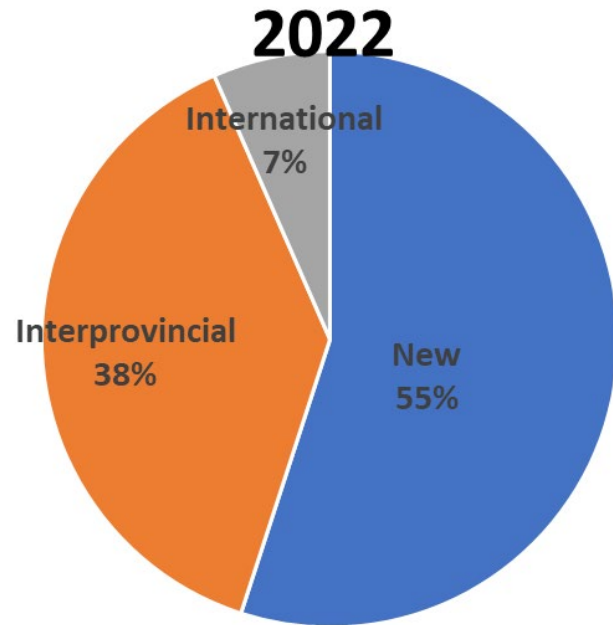
**2022 In-progress + 2023 received – 2023 Processed = 2023 In progress**

...for any Regulating Body with complete/consistent reporting.

...True in 2023 for each RB / Occupation and in aggregate (BIG IMPROVEMENT!).

# Applications Received:

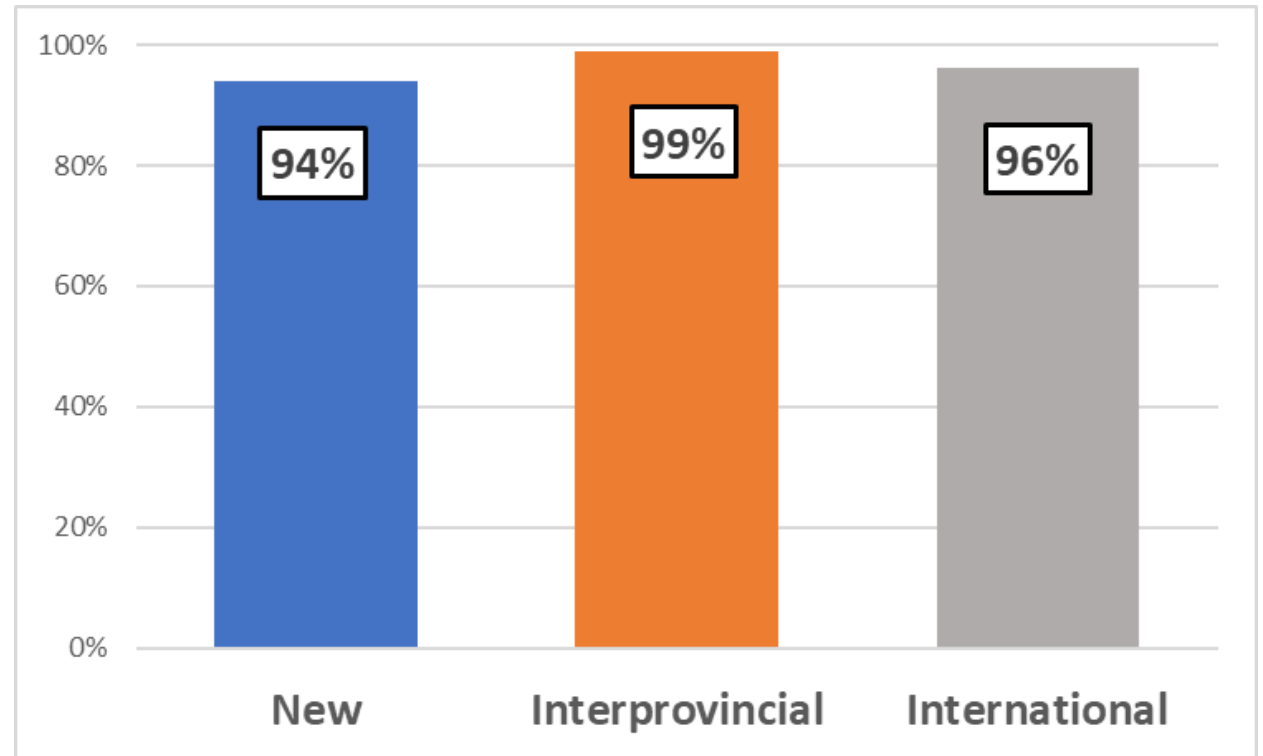
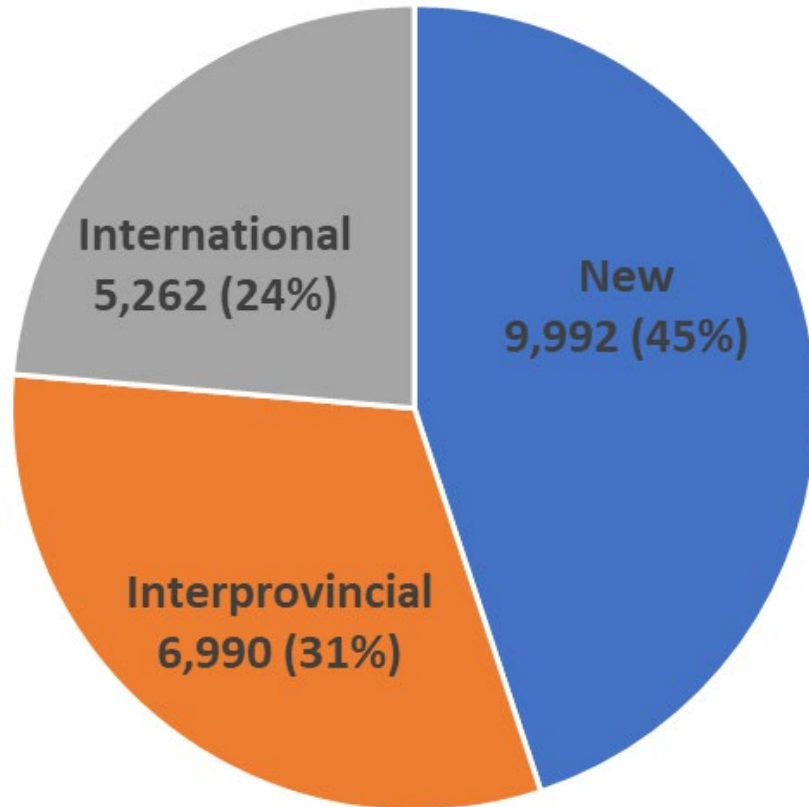
	2022	2023	% Change
<b>Total Applications Received:</b>	<b>15,993</b>	<b>38,840</b>	<b>143%</b>
<i>New</i>	<i>8,797</i>	<i>10,592</i>	<i>20%</i>
<i>Interprovincial</i>	<i>6,143</i>	<i>7,317</i>	<i>19%</i>
<i>International</i>	<i>1,053</i>	<i>20,931</i>	<i>1888%</i>



# Applications Processed:

	2022	2023	% Change
<b>Total Applications Processed (registration decisions rendered):</b>	<b>12,467</b>	<b>22,244</b>	<b>78%</b>
Successful	11,407	21,352	87%
<b>Success Rate</b>	<b>91%</b>	<b>96%</b>	
Unsuccessful	386	700	81%
Withdrawn/set as "inactive"	674	192	-72%
<b>New:</b>	<b>9,041</b>	<b>9,992</b>	<b>11%</b>
Successful	8,163	9,380	15%
<b>Success Rate</b>	<b>90%</b>	<b>94%</b>	
Unsuccessful	307	579	89%
Withdrawn/set as "inactive"	571	33	-94%
<b>Interprovincial:</b>	<b>2,555</b>	<b>6,990</b>	<b>174%</b>
Successful	2,514	6,915	175%
<b>Success Rate</b>	<b>98%</b>	<b>99%</b>	
Unsuccessful	1	30	
Withdrawn/set as "inactive"	40	45	13%
<b>International:</b>	<b>871</b>	<b>5,262</b>	<b>504%</b>
Successful	730	5,057	593%
<b>Success Rate</b>	<b>84%</b>	<b>96%</b>	
Unsuccessful	78	91	17%
Withdrawn/set as "inactive"	63	114	81%

# 22,244 Applications Processed in 2023:



# Province of Origin - 2023

Province of Origin	# Processed	# Successful	Distribution (of Successes)	Success rate
Ontario	3,761	3,727	54%	99%
Alberta	770	760	11%	99%
New Brunswick	704	692	10%	98%
British Columbia	476	471	7%	99%
Newfoundland and Labrador	433	431	6%	100%
Quebec	289	286	4%	99%
Saskatchewan	157	156	2%	99%
Manitoba	135	133	2%	99%
Prince Edward Island	113	112	2%	99%
Yukon	18	18	0.3%	100%
Northwest Territories	11	11	0.2%	100%
Nunavut	8	8	0.1%	100%
<b>Unknown**</b>	<b>115</b>	<b>110</b>	<b>2%</b>	<b>96%</b>
<b>Total</b>	<b>6,990</b>	<b>6,915</b>	<b>100%</b>	<b>99%</b>

# Country of Origin - 2023

Country of Origin	# Processed	# Successful	Distribution (of Successes)	Success rate
Nigeria	2,060	2,037	40%	99%
India	1,162	1,130	22%	97%
Philippines	809	790	16%	98%
United States of America	512	492	10%	96%
United Kingdom	146	138	3%	95%
Ukraine	42	41	1%	98%
Iran	36	34	1%	94%
Vietnam	31	31	1%	100%
Saudi Arabia	34	28	1%	82%
South Korea	23	22	0.4%	96%
<b>Other</b>	<b>407</b>	<b>314</b>	<b>6%</b>	<b>77%</b>
<b>Total</b>	<b>5,262</b>	<b>5,057</b>	<b>100%</b>	<b>96%</b>



# Top 10 Occupations - 2023

## Distribution & Success Rates

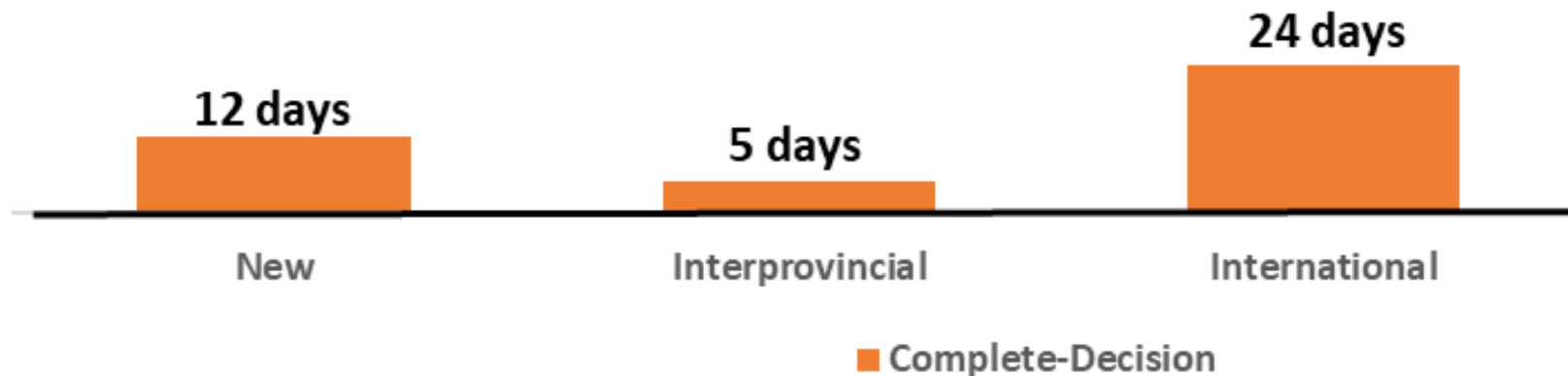
Occupation	2023 Processed Applications* (Decisions Rendered)				Distribution (of Successes)	Success Rate
	Total	Successful	Unsuccessful	Withdrawn		
Registered Nurses	6,059	6,002	0	57	28%	99%
Insurance agents/brokers/adjusters	4,518	4,518	0	0	21%	100%
Early Childhood Educators	1,523	1,430	82	11	7%	94%
Engineers	1,040	1,040	0	0	5%	100%
Licensed Practical Nurses	908	898	0	10	4%	99%
Teachers	764	738	7	19	3%	97%
Social Workers	547	413	134	0	2%	76%
Specialist Physicians/Surgeons	515	476	3	36	2%	92%
Construction Electrician	459	459	0	0	2%	100%
Pesticide Applicator	331	234	97	0	1%	71%
<b>All other Occupations</b>	<b>5,580</b>	<b>5,144</b>	<b>377</b>	<b>59</b>	<b>24%</b>	<b>92%</b>
<b>Total Reporting</b>	<b>22,244</b>	<b>21,352</b>	<b>700</b>	<b>192</b>	<b>100%</b>	<b>96%</b>

# Per Application Processing Fees by Sector (2023)

Sector	Application Type		
	New	Interprovincial	International
Education, law and social services	\$1,674	\$658	\$2,997
Health occupations	\$814	\$505	\$1,343
Natural and applied sciences	\$584	\$525	\$1,383
Sales and service	\$345	\$301	\$345
Business, finance and administration	\$320	\$285	\$314
Art, culture, recreation and sport	\$270	\$250	\$250
Trades, transport and equipment operators	\$111	\$23	\$23

# 2023 Application Processing Time Complete-Decision

**Complete Application:** “Date the regulating body has all the information necessary to render a decision.”



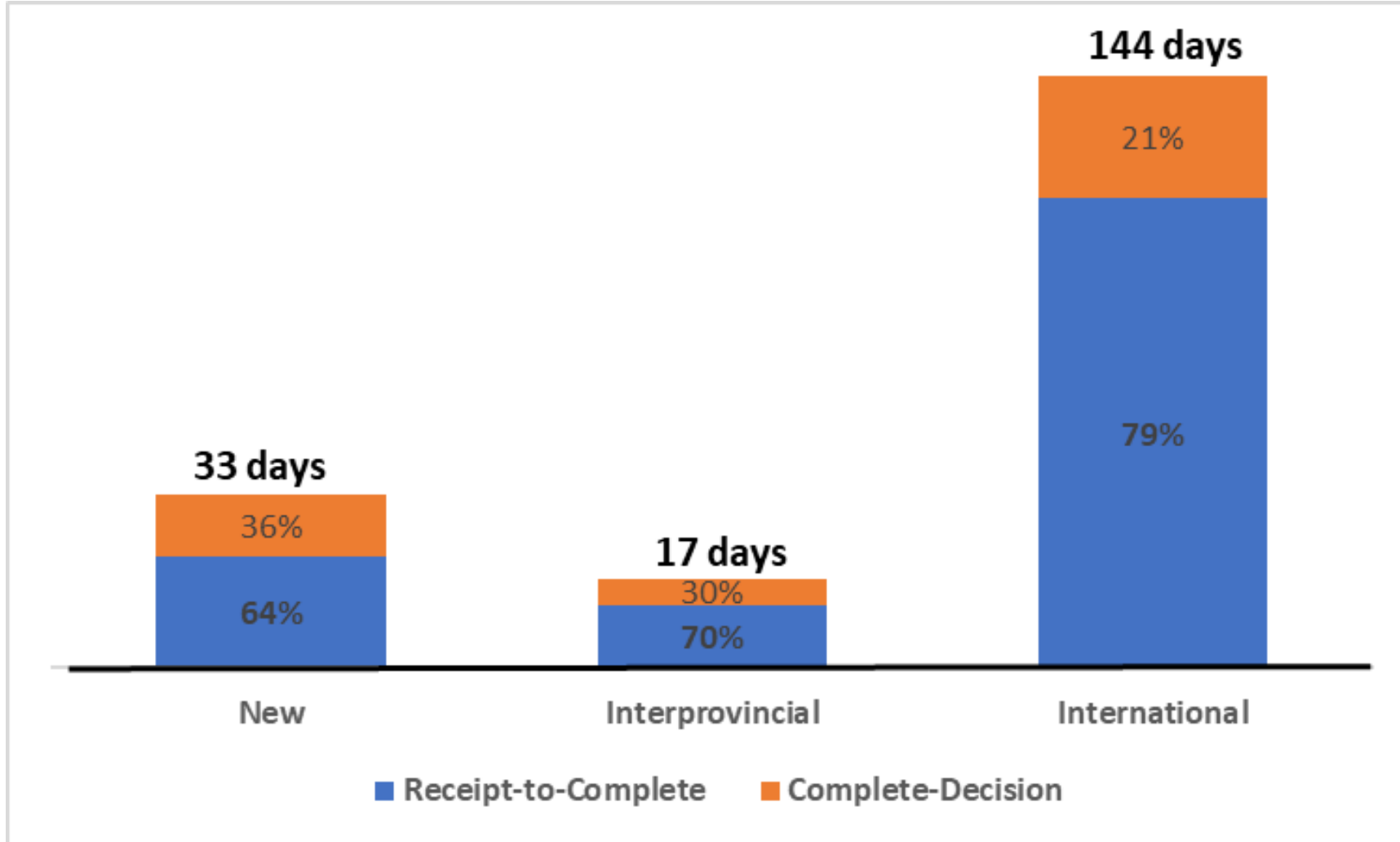
# 2023 Application Processing Time Complete-Decision

**Complete Application:** “Date the regulating body has all the information necessary to render a decision.”

## **Health Occupations:**



# 2023 Application Processing Time Receipt-Complete-Decision



# Use of 3rd Party Assessors

<b>Application Type:</b>	<b>New</b>	<b>Interprovincial</b>	<b>International</b>
<b>Use of 3rd Party Assessors</b>			
Occupations	79	79	79
Relies on 3rd Party Assessors	9	6	27
Pre-Assessments	5	3	22

# Sources of Delays / Processing times

Application Type:	New	Interprovincial	International
<b>Division of Responsibility - Complete to Decision</b>			
Regulating Body	100%	100%	100%
<b>Approximate Division of Responsibility - Receipt Complete (%)</b>			
Regulating Body	<b>70%</b>	<b>47%</b>	<b>47%</b>
3rd Party Assessors	0.01%	0.3%	5%
Applicant	30%	53%	48%
<b>...in Days:</b>			
Regulating Body	<b>14.9</b>	<b>5.6</b>	<b>42.8</b>
3rd Party Assessors	0.0	0.0	4.3
Applicant	6.4	6.3	43.3
<b>...based on:</b>			
# Reporting Occupations	54	32	25
Use 3rd Party	1	1	11
<b>...and Average Reported levels of Certainty*:</b>			
Regulating Body	69%	56%	52%
3rd Party / Applicant	67%	56%	44%

\* % of Respondents reporting a high level of certainty ("**High/Tracked**" or "**Within 10%**" or "**Within 20%**").

# 2023 Processing times

## Complete-Decision – All Occupations

Processing Type:	Counts of Occupations by Reported Average Processing Times*				% Reporting 5 Days or Less of Processing time
	5 days or less	5-10 days	More than 10 days	Total Occupations*	
New	39	12	25	76	51%
Interprovincial	39	6	10	55	71%
International	24	4	10	38	63%

\*Excludes Occupations where no applications were processed.



# 2023 Processing times

## Complete-Decision – Health Occupations

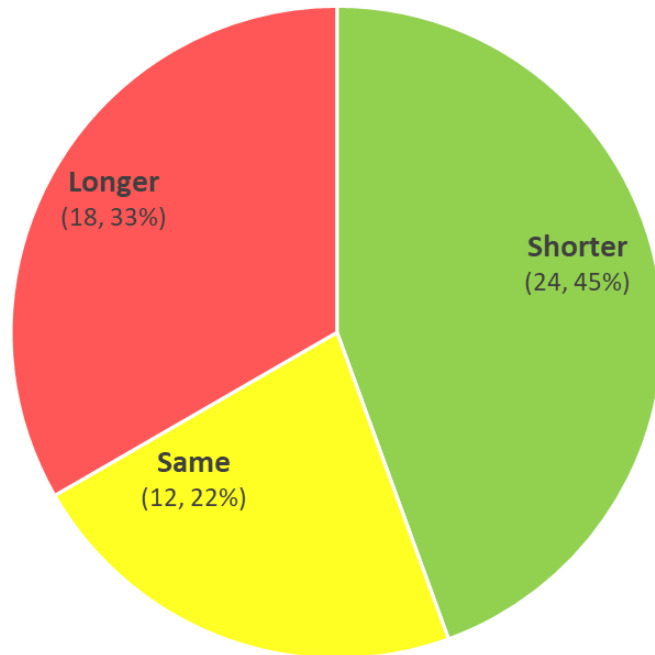
Processing Type:	Counts of Occupations by Reported Average Processing Times*				% Reporting 5 Days or Less of Processing time
	5 days or less	5-10 days	More than 10 days	Total Occupations*	
New	22	2	3	27	81%
Interprovincial	26	2	0	28	93%
International	18	1	4	23	78%

\*Excludes Occupations where no applications were processed.

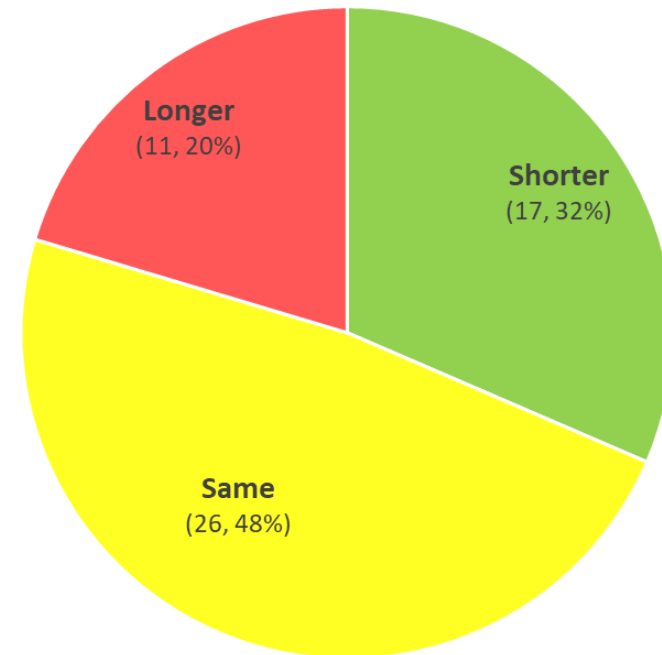
# 2023 Annual Report

## Treatment of Interprovincial Applicants (54 occupations)

**Panel A**  
From Initial Receipt of an Application\*\*



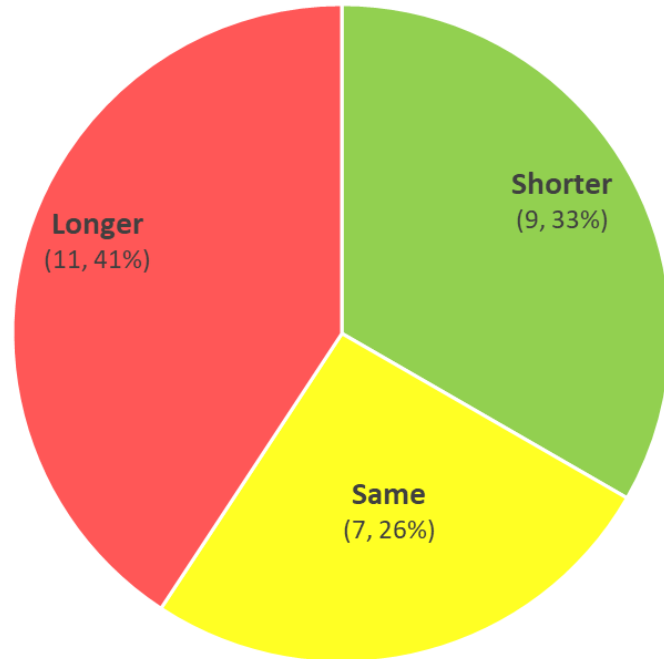
**Panel B**  
From a Complete Application\*\*



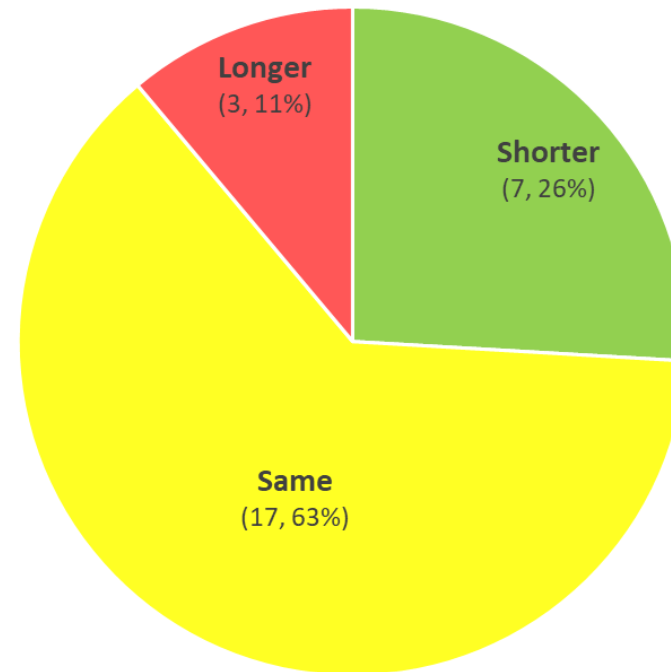
# 2023 Annual Report – Health Occupations

## Treatment of Interprovincial Applicants (27 occupations)

**Panel A**  
From Initial Receipt of an Application\*\*



**Panel B**  
From a Complete Application\*\*



# Internal Reviews (Appeals), and 2023 Outcomes

Internal Reviews	2021	2022	2023	
<b>Total Initiated<sup>1</sup></b>	<b>Not Requested</b>		<b>45</b>	
New			22	
Interprovincial			9	
International			14	
<b>Total Completed<sup>2</sup></b>	<b>25</b>	<b>7</b>	<b>40</b>	
New	3	3	20	
Interprovincial	7	1	9	
International	15	3	11	
<b>Average Time to Complete (Days):</b>	<b>56</b>	<b>75</b>	<b>44</b>	
New	52	55	36	
Interprovincial	45	93	52	
International	63	90	53	
<b>Success / Rates<sup>3</sup>:</b>	<b>Not Requested</b>		<b>#</b>	<b>%</b>
New			16	80%
Interprovincial			9	100%
International			3	27%

- **Internal Reviews:** Most Common Area of Non-Compliance:

- In 2023: 5 of 7, and
- In 2024: 7 of 8.

...identified areas of non-compliance related in internal reviews.

# 2024 Survey

- Same as the 2023 Survey except:
  - The Optional reporting around Internal Reviews will now be required.
  - Addition Data validation measures to force consistency.
  - Technical issues fixed (% complete notification)
  - Back to separate excel tabs for questions (old way of scrolling was preferred).
  - To be sent in January 2025, requesting responses within 30 days.

QUESTIONS?

THANK YOU!

Email: [ReviewOfficer@novascotia.ca](mailto:ReviewOfficer@novascotia.ca)

**Frank Reinhardt**

FRPA Review Officer

[Frank.Reinhardt@novascotia.ca](mailto:Frank.Reinhardt@novascotia.ca)

cell: 902 476 9781

Website: [Fair Registration Practices | novascotia.ca](https://www.novascotia.ca/fair-registration-practices)