

# FRPA QUARTERLY MEETING

September 9, 2025

# Agenda

1. Welcoming Remarks
2. 2024 Annual FRPA Report
3. Funding Programs / Training Initiatives:
  - a. RPL and IQR
  - b. WEI, WIPSI, SkillsonlineNS
4. Labour Mobility
  - CFTA / PACA / FTMWCA
5. Questions and Evaluation

# 2024 Annual FRPA Report

Tables / Charts

Table 2 – Regulating Bodies and Occupations Subject to the FRPA (counts)						
Regulating Body Type:	Regulating Bodies	License Granting Offices	Occupations			
			Designated Trades	Health	Other	Total
Self Regulating	41	N/A	1	26	22	49
Government Regulating*	6	10	18	0	16	34
Total	47	10	19	26	38	83

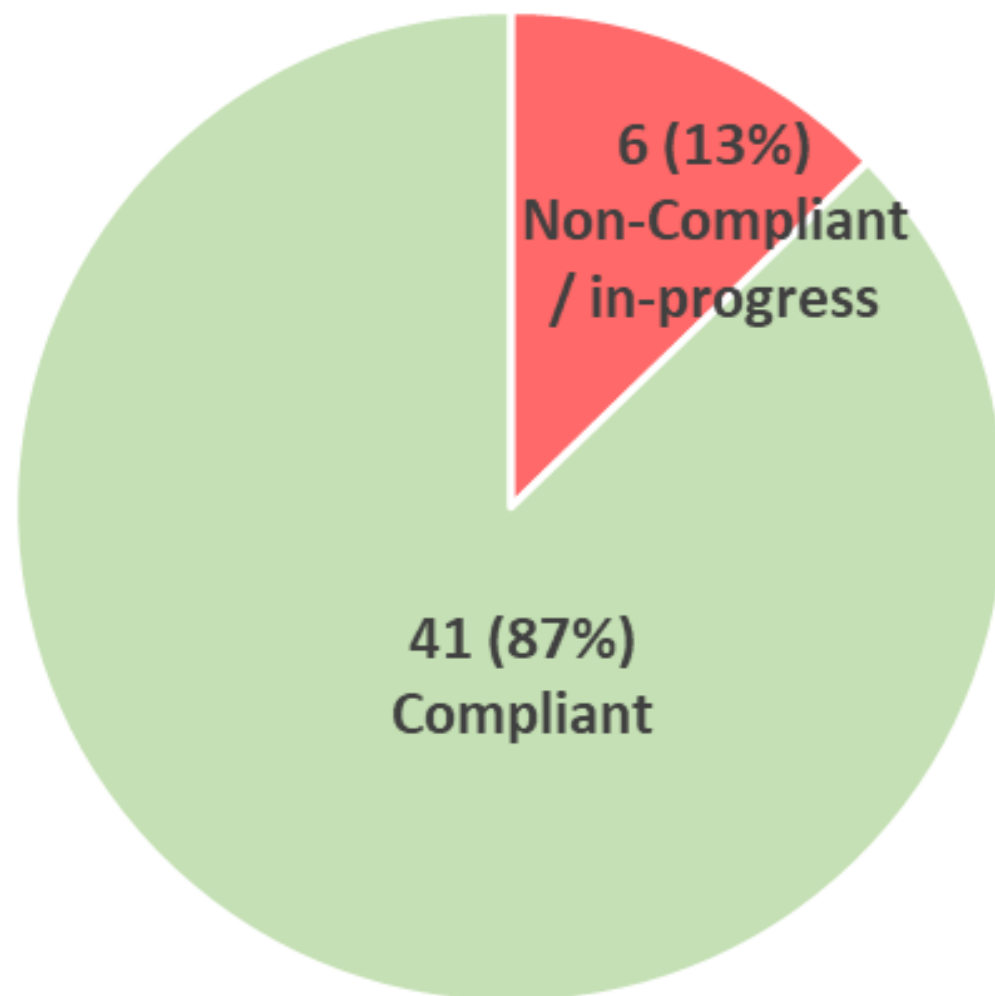
Summary of FRPA Review results

Year	FRPA Reports by date received				
	Reviews	Action Plan Progress Reports <sup>2</sup>	Total Reports	# Reviews Compliant <sup>3</sup>	Compliance Rate <sup>4</sup>
2021	18		18	0	0%
2022	18	18	36	12	67%
2023	7	18	25	3	43%
2024	11	9	20	5	45%
2025*	19	1	20	14	74%
Total	73	46	119	34	47%

**Table 23 – FRPA Reviews Completed in 2024**

Regulating Body:	Date Complete: (Signed Report Received):	2024 FRPA Reviews		
		Compliance Status		
		Initial*	As of September 2025	Date full compliance Required
Nova Scotia Real Estate Appraisers Association	2024-03-20	2 compliance areas	In progress	2025-10-17
Nova Scotia Dental Technicians Association	2024-03-31	Compliant	NA	NA
Nova Scotia College of Dietitians and Nutritionists	2024-04-03	Compliant	NA	NA
Nova Scotia Apprenticeship Agency	2024-04-08	3 compliance areas	In progress	2025-11-15
Association of Professional Engineers of the Province of NS	2024-04-10	Compliant	NA	NA
Denturist Licensing Board (of Nova Scotia) (Note 1)	2024-04-10	2 compliance areas	note1	note1
Dept of Lands & Forestry: Timber Scalers	2024-05-31	1 compliance area	Resolved	2025-03-31
Dept of Lands & Forestry: Hunting & Fishing Guides	2024-06-05	5 compliance areas	In progress	2026-01-30
Nova Scotia Registered Barbers Association	2024-10-29	1 compliance area	In progress	2025-11-12
Nova Scotia College of Pharmacists	2024-12-10	Compliant	NA	NA
Nova Scotia College of Physiotherapists	2024-12-20	Compliant	NA	NA

### 47 Regulating Bodies - Compliance Status:



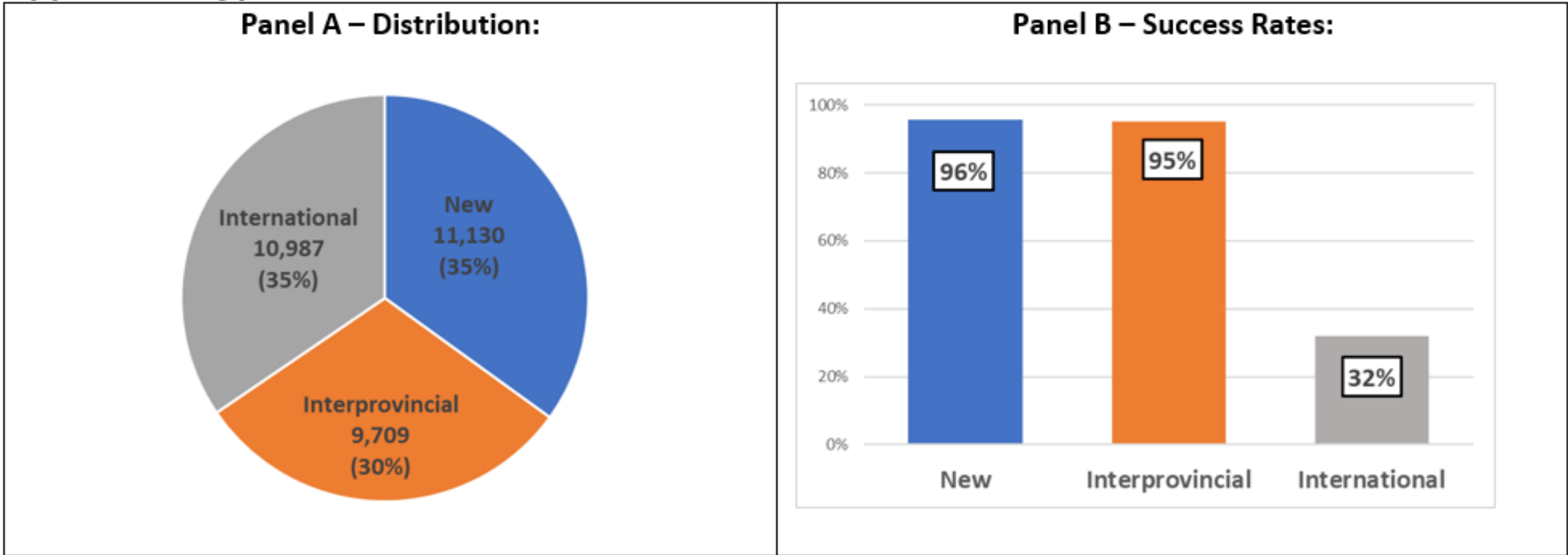
**Table 3 – Size and Economic Importance of FRPA Occupations in NS**

	<b>2023</b>	<b>2024</b>	<b>Growth</b>
<b>Total NS Employment</b>	505.3	521.3	3.2%
<b>FRPA Occupations</b>	160.9	167.2	3.9%
<b>Non-FRPA Occupations*</b>	344.4	354.1	2.8%
<b>FRPA as % of Total</b>	32%	32%	

Source: Statistics Canada plus calculations



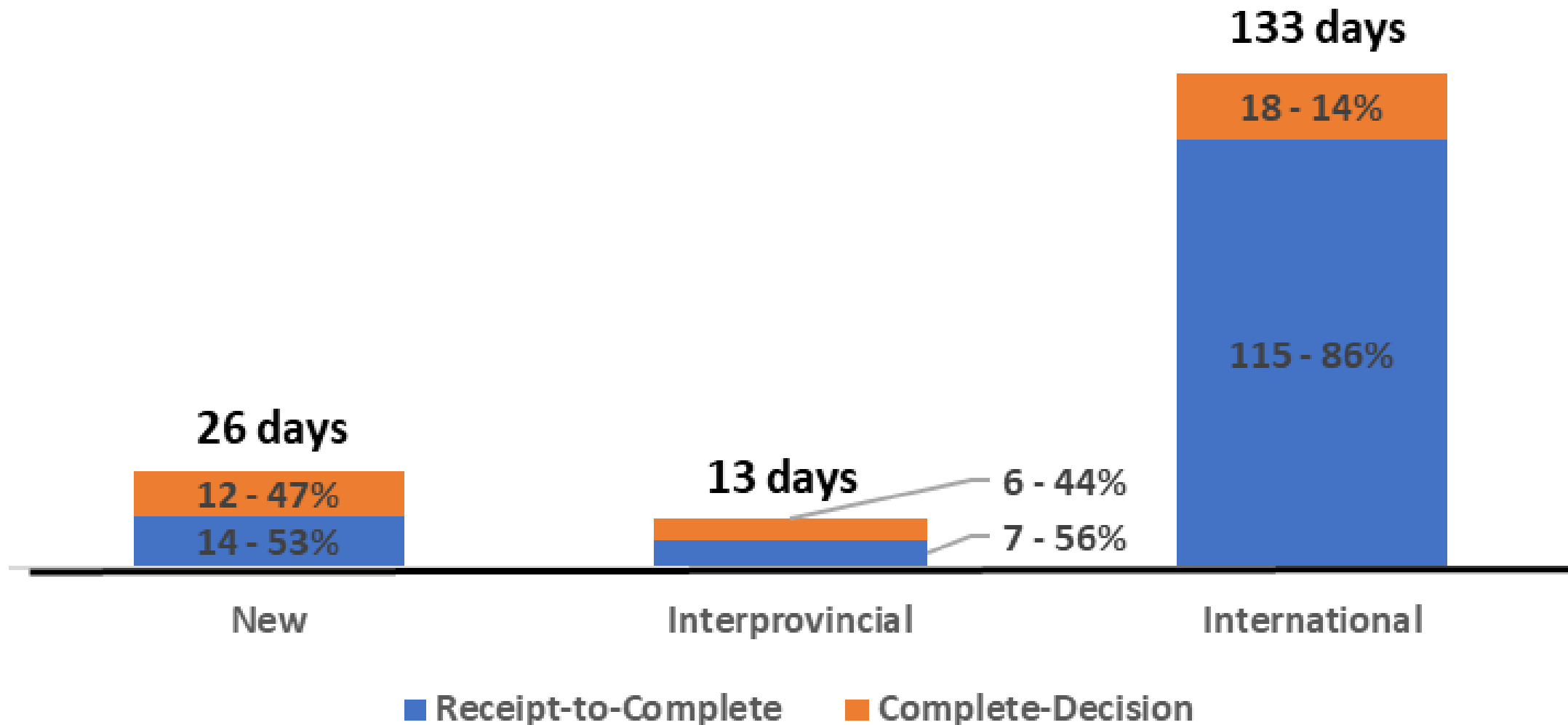
**Figure 1 – Distribution and success rates of the 31,826 applications processed in 2024 by Application type\***



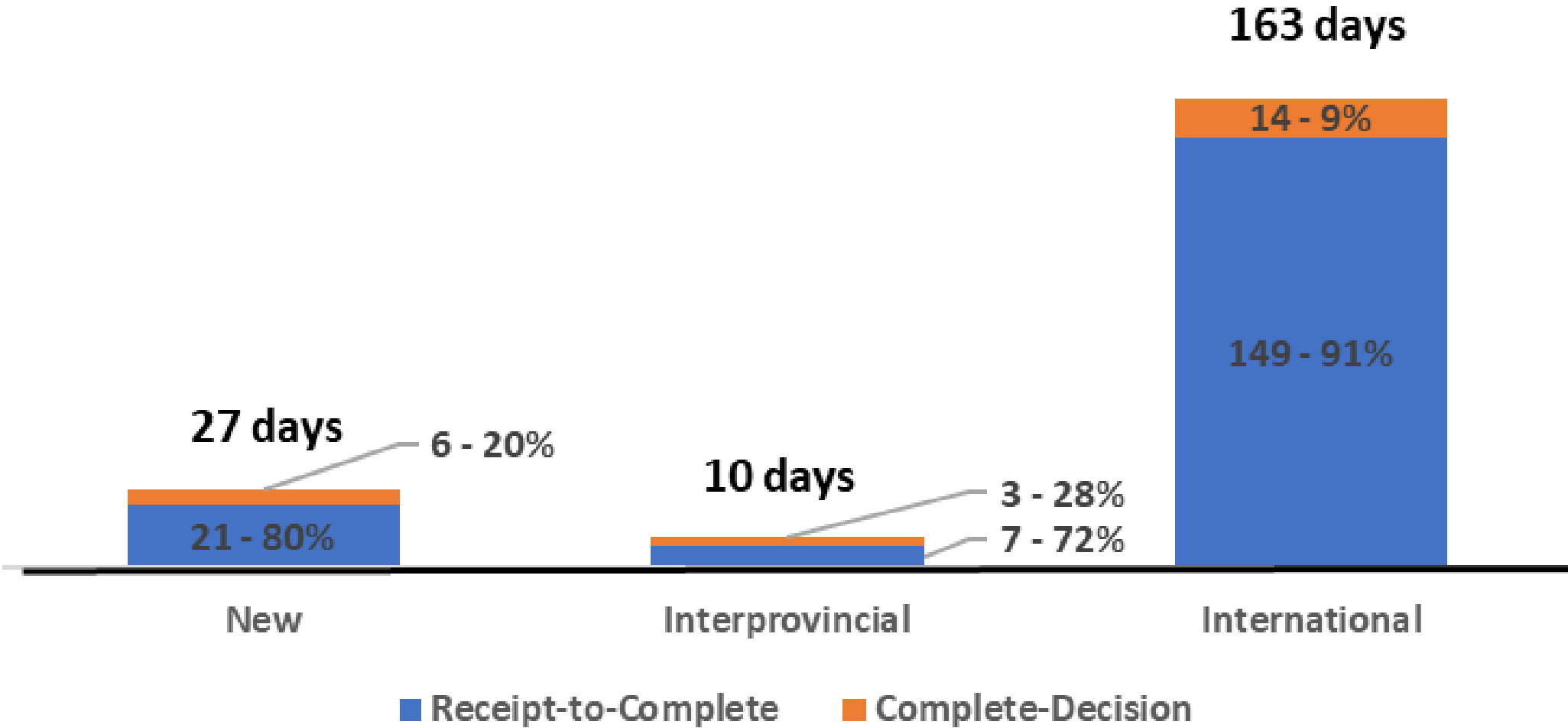
\* Detailed definitions of “New”, “Interprovincial” and “International” applications on page 1.

Table 5 – Total 2024 Processed Applications - Distribution & Success Rates by Occupation (Top 10)						
Occupation	2024 Processed Applications (Decisions Rendered)				Distribution (% of total Successes)	Success Rate
	Total	Successful	Unsuccessful	Withdrawn		
Registered Nurses	12,107	5,153	0	6,954	22%	43%
Insurance agents/brokers/adjusters	5,911	5,911	0	0	25%	100%
Licenced Practical Nurses	1,960	1,352	0	608	6%	69%
Early Childhood Educators	1,645	1,598	42	5	7%	97%
Engineers	1,305	1,305	0	0	6%	100%
Teachers	1,141	849	36	256	4%	74%
Water & Wastewater Operator	529	316	152	61	1%	60%
Specialist Physicians/Surgeons	509	466	1	42	2%	92%
Construction Electrician	486	486	0	0	2%	100%
Gas Fitters	408	338	36	34	1%	83%
All other Occupations	5,825	5,603	192	30	24%	96%
Total Reporting	31,826	23,377	459	7,990	100%	73%

## Figure 2 - 2024 Application Processing Times



**Figure 4 - 2023 Application Processing Times  
Health Occupations**



**Table 6 – Use and timing of Third-party Assessors**

<b>Application Type:</b>	<b>New</b>	<b>Interprovincial</b>	<b>International</b>
Occupations*	78	55	33
Relies on 3rd Party Assessors	14	8	20
Pre-Assessments**	4	4	13

\* Processed at least one application

\*\* 3rd Party Assessments occur before regulating bodies receive applications.

## Table 7 – Sources of Processing Time

Application Type:	New	Interprovincial	International
<b>Complete to Decision:</b>			
Regulating Body	100%	100%	100%
<b>Receipt to Complete (Approximate):</b>			
Regulating Body	<b>63%</b>	<b>49%</b>	<b>30%</b>
3rd Party Assessors	11%	8%	47%
Applicant	26%	43%	23%
<b>...based on:</b>			
# Reporting Occupations	52	28	47
Relied on 3rd-Party Assessor	9	4	17
<b>...and Average Reported levels of Certainty*:</b>			
Regulating Body	85%	84%	84%
3rd Party / Applicant	60%	67%	100%

\* % of Respondents reporting a high level of certainty ("**High/Tracked**" or "**Within 10%**" or "**Within 20%**")

**Table 8 –2024 Counts of Occupations by Processing times - # of Days from Complete to Decision**

<b>Processing Type:</b>	<b>Counts of Occupations by Reported Average Processing Times*</b>				<b>% Reporting 5 Days or Less of Processing time</b>
	5 days or less	>5 days ≤10 days	More than 10 days	Total Occupations*	
New	23	27	28	78	29%
Interprovincial	21	10	21	52	40%
International	6	6	21	33	18%

\*Excludes Occupations where no applications were processed.

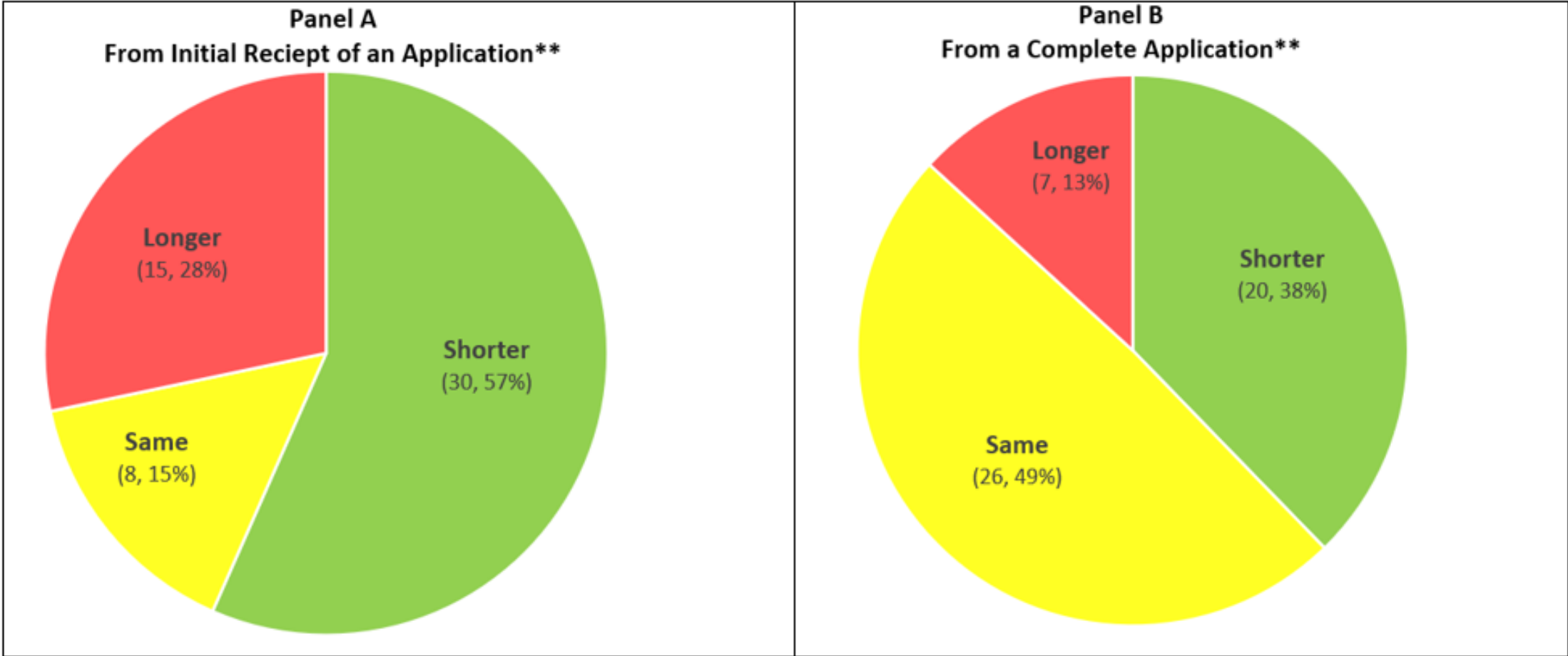
**Table 20 – Health Occupations**  
**2024 Counts of Reported Average Application Processing times**  
**# of Days from Complete to Decision**

Processing Type:	Counts of Occupations by Reported Average Processing Times*				% Reporting 5 Days or Less of Processing time
	5 days or less	>5 days ≤10 days	More than 10 days	Total Occupations*	
New	23	3	1	27	85%
Interprovincial	26	2	0	28	93%
International	15	3	2	20	75%

\*Excludes Occupations where no applictions were processed.



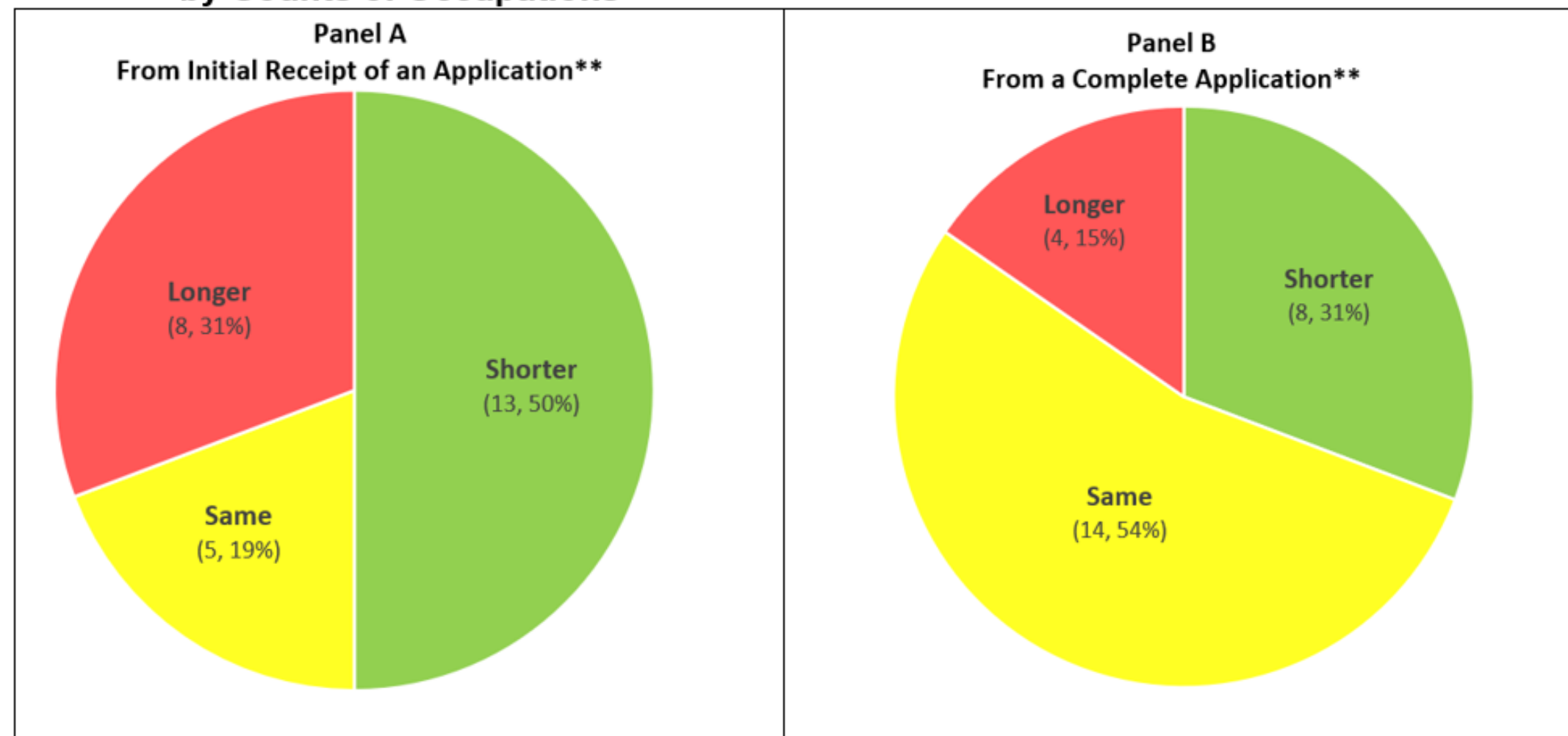
**Figure 3 - 2024 Relative Processing Times for Interprovincial Applications\*  
by Counts of Occupations**



\*Compared to "New" Applications (all other non-international applications)

\*\*by the Regulating body to the time the Regulating body communicates the registration decision to the applicant

**Figure 5 - 2024 Relative Processing Times for Interprovincial Applications in Health\*  
by Counts of Occupations**



\*Compared to "New" Applications (all other non-international applications)

\*\*by the Regulating body to the time the Regulating body communicates the registration decision to the applicant

**Table 13 – Interprovincial Applications - Distribution & Success Rates by Province (**

<b>Province of Origin</b>	<b># Processed</b>	<b># Successful</b>	<b>Distribution (% of total Successes)</b>	<b>Success rate</b>
Ontario	4,619	4,587	50%	99%
Alberta	1,333	1,325	14%	99%
New Brunswick	960	952	10%	99%
British Columbia	603	600	6%	100%
Quebec	513	511	5.5%	100%
Newfoundland and Labrador	494	493	5%	100%
Saskatchewan	292	288	3.1%	99%
Manitoba	218	217	2%	100%
Prince Edward Island	138	135	1%	98%
Northwest Territories	24	24	0%	100%
Nunavut	11	10	0%	91%
Yukon	10	10	0.1%	100%
<b>Unknown</b>	<b>494</b>	<b>80</b>	<b>1%</b>	<b>16%</b>
<b>Total</b>	<b>9,709</b>	<b>9,232</b>	<b>100%</b>	<b>95%</b>

**Table 15 – International Applications - Distribution & Success Rates by Country of**

<b>Country of Origin</b>	<b># Processed</b>	<b># Successful</b>	<b>Distribution (% of total Successes)</b>	<b>Success rate</b>
India	1,095	1,081	31%	99%
United States of America	733	727	21%	99%
Philippines	635	625	18%	98%
Nigeria	335	332	9%	99%
United Kingdom	110	103	3%	94%
Iran	62	53	2%	85%
Vietnam	57	52	1%	91%
South Korea	35	28	1%	80%
Australia	27	25	1%	93%
Ukraine	26	23	0.7%	88%
<b>Other</b>	<b>7,872</b>	<b>453</b>	<b>13%</b>	<b>6%</b>
<b>Total</b>	<b>10,987</b>	<b>3,502</b>	<b>100%</b>	<b>32%</b>

<b>Table 10 – 2024 Internal Reviews (Appeals)</b>		
<b>Internal Reviews</b>	<b>2023</b>	<b>2024</b>
<b>Total Initiated<sup>1</sup></b>	<b>20</b>	<b>27</b>
New	6	3
Interprovincial	1	6
International	13	18
<b>Total Completed<sup>2</sup></b>	<b>15</b>	<b>22</b>
New	4	3
Interprovincial	1	5
International	10	14
<b>Total # Successful<sup>3</sup>:</b>	<b>3</b>	<b>7</b>
New	0	0
Interprovincial	1	3
International	2	4
<b>% Successful (Rate) <sup>4</sup>:</b>	<b>20%</b>	<b>32%</b>
New	0%	0%
Interprovincial	-	60%
International	20%	29%
<b>Average Processing Time (# Days):</b>	<b>53</b>	<b>80</b>
New	43	92
Interprovincial		73
International	62	79

# QUESTIONS?

# THANK YOU!

Email: [ReviewOfficer@novascotia.ca](mailto:ReviewOfficer@novascotia.ca)

**Frank Reinhardt**

FRPA Review Officer

[Frank.Reinhardt@novascotia.ca](mailto:Frank.Reinhardt@novascotia.ca)

cell: 902 476 9781

Website: [Fair Registration Practices | novascotia.ca](https://www.novascotia.ca/fair-registration-practices)