

Nova Scotia Deer Harvest Information

	2019	2020	2021	2022	2023
Total Reported Harvest	10,255	11,158	10,155	10,053	10,522
Total Antlered Deer Harvested	7,797	8,187	7,323	7,606	7,785
Total Antlerless Deer Harvested	2,328	2,980	2,559	2,464	2,226
Total License Sales	45,458	30,954	48,040	48,702	48,557
General Stamp Hunter Success (%)	20.9	36.0	18.6	19.1	18.7
Archery & Muzzleloader Stamps Issued	13,442	8918	14,762	16,537	17,007
Deer Harvested Under Archery & Muzzleloader Stamp	3,329	4,070	3,629	4,138	3,884
Archery and Muzzleloader Stamp Hunter Success (%)	24.8	45.6	24.5	25.0	22.8
Non-Resident Licenses	491	178	236	399	508
Fetuses per 100 Adult Does (> 2.5 years)	106	107	101	85	105
Mean Yearling Antler Beam Diameter (mm)	17.9	19.6	19.1	18.7	17.8
Proportion of Herd Nutritionally Stressed (%)**	20.9	8.8	9.4	10.6	14.5

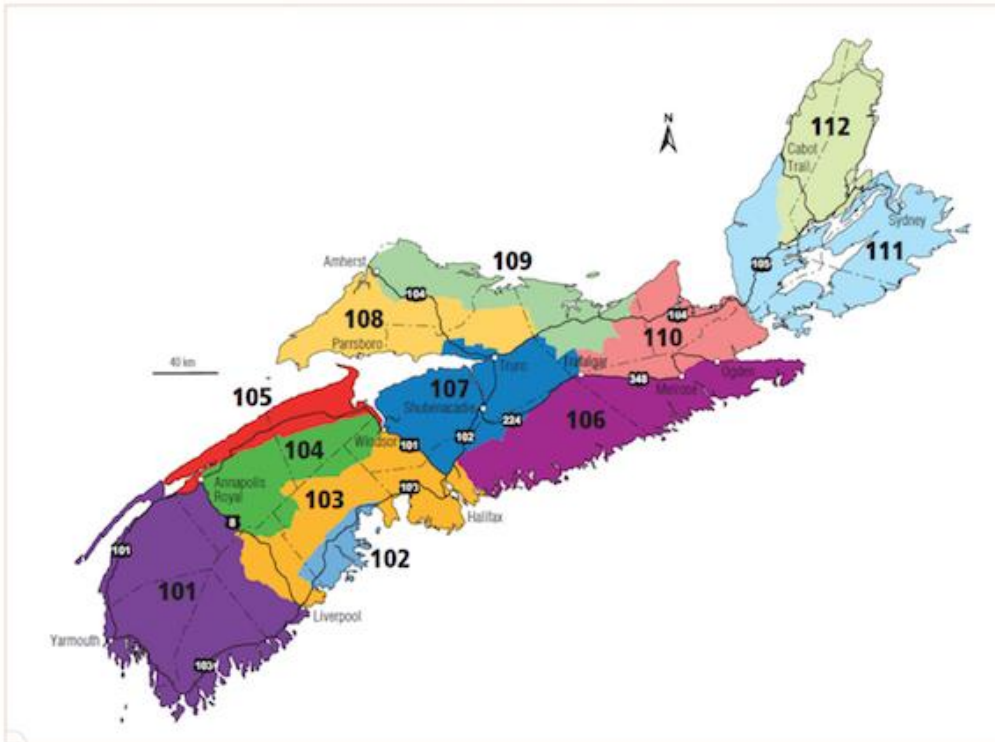
** Determined by assessing bone marrow fat content.

REMINDER: It is **MANDATORY** to report on your hunting license, regardless of success. The Department of Natural Resources and Renewables relies on harvest reporting data for important management decisions, and so efforts to improve this reporting compliance level will be made over the coming hunting seasons.

Deer Harvest Information by zone. Shows buck killed and (antlerless) killed

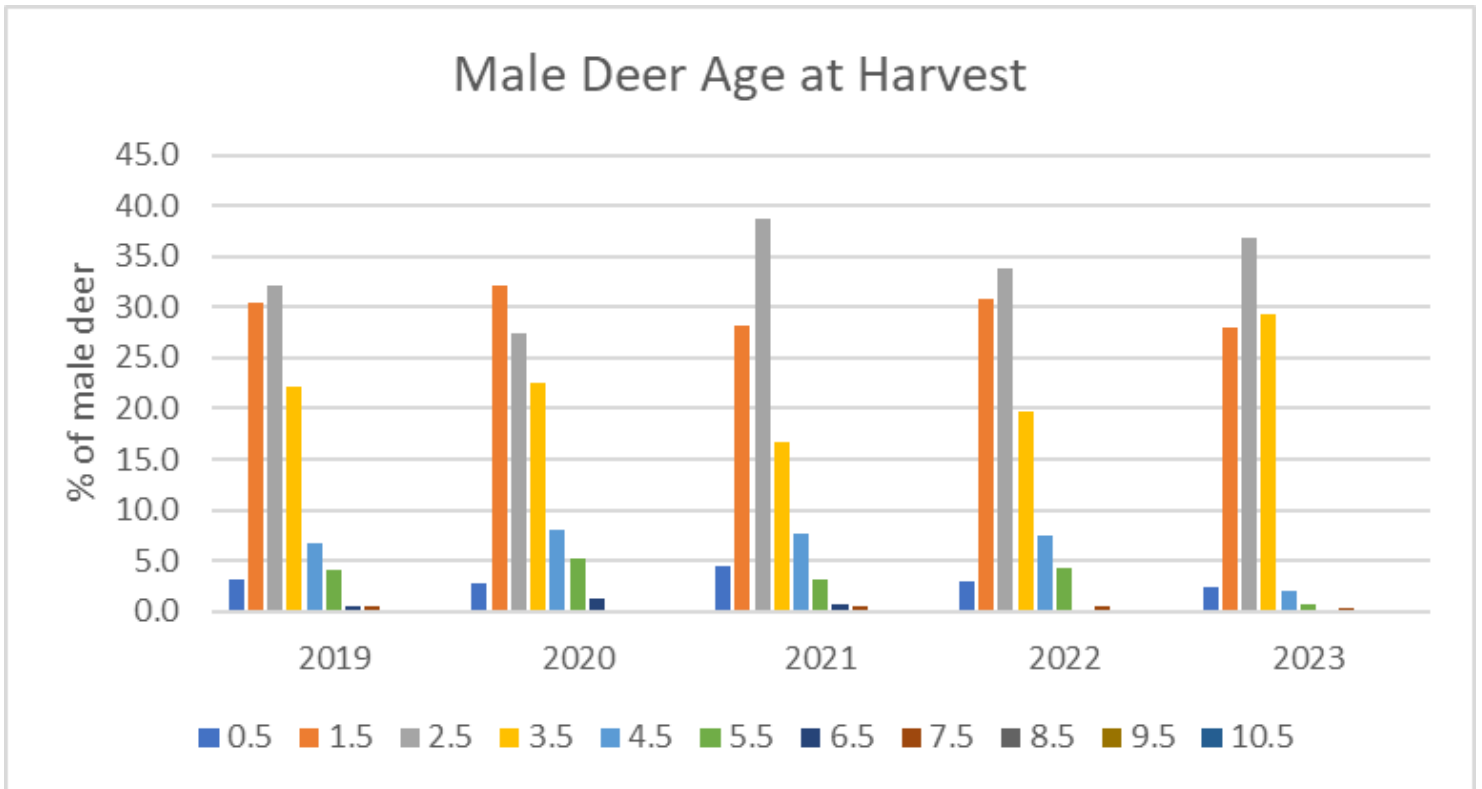
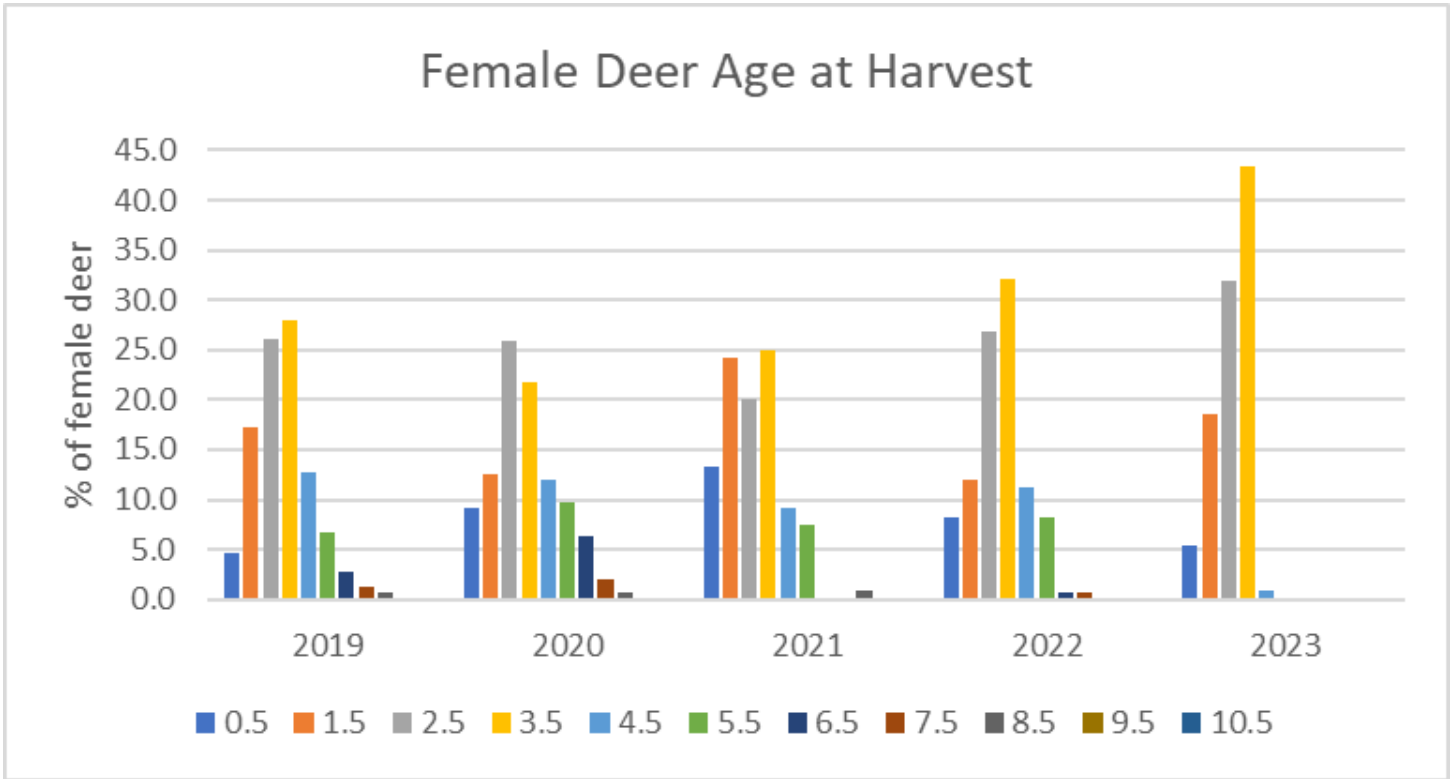
Deer management zones	2019	2020	2021	2022	2023
101	1,580 (372)	1,629 (460)	1,421 (616)	1,517 (537)	1,314 (470)
102	484 (254)	552 (332)	628 (251)	605 (290)	611 (245)
103	935 (249)	1,064 (369)	1,071 (279)	1,091 (264)	1,176 (288)
104	419 (52)	358 (89)	346 (82)	433 (75)	419 (54)
105	360 (161)	466 (203)	373 (153)	380 (126)	341 (115)
106	420 (68)	462 (94)	443 (127)	451 (91)	564 (116)
107	1,478 (702)	1,640 (762)	1,333 (573)	1,386 (652)	1,407 (524)
108	464 (54)	412 (72)	362 (121)	362 (79)	363 (75)
109	791 (344)	758 (421)	620 (262)	557 (260)	615 (229)
110	322 (67)	279 (65)	302 (83)	316 (72)	372 (78)
111	465 (0)	433 (0)	374 (8)	427 (11)	520 (17)
112	45 (0)	46 (0)	37 (4)	81 (7)	71 (12)
*Total	7,763 (2,323)	8,149 (2,867)	7,310 (2,559)	7,606 (2,464)	7,773 (2,223)

*Totals do not equal Total Deer Harvest reported because of unknown sexes reported

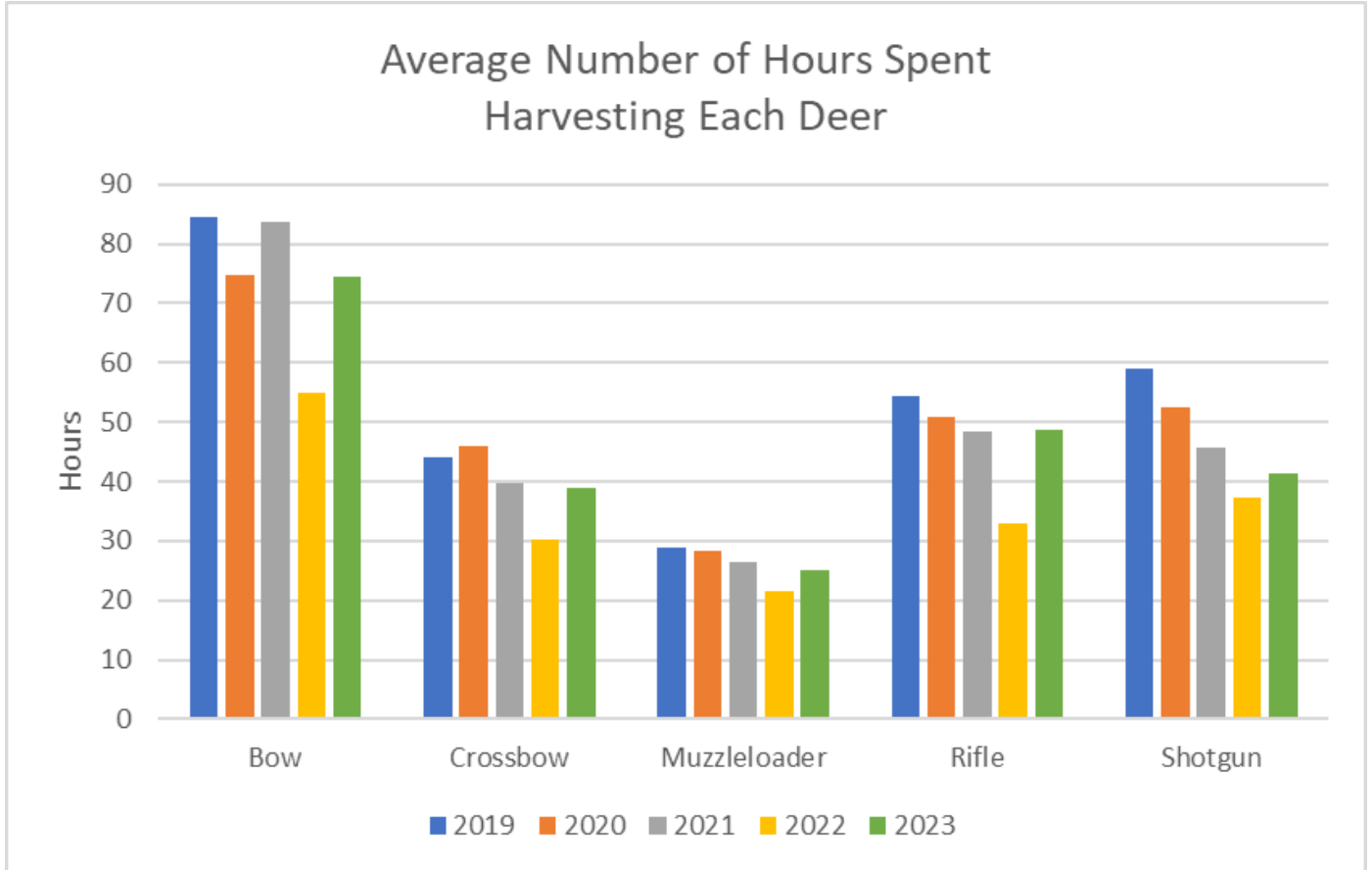


For more information on deer hunting zones and season information please visit <https://novascotia.ca/natr/hunt/>

Age Distribution of Harvested Deer

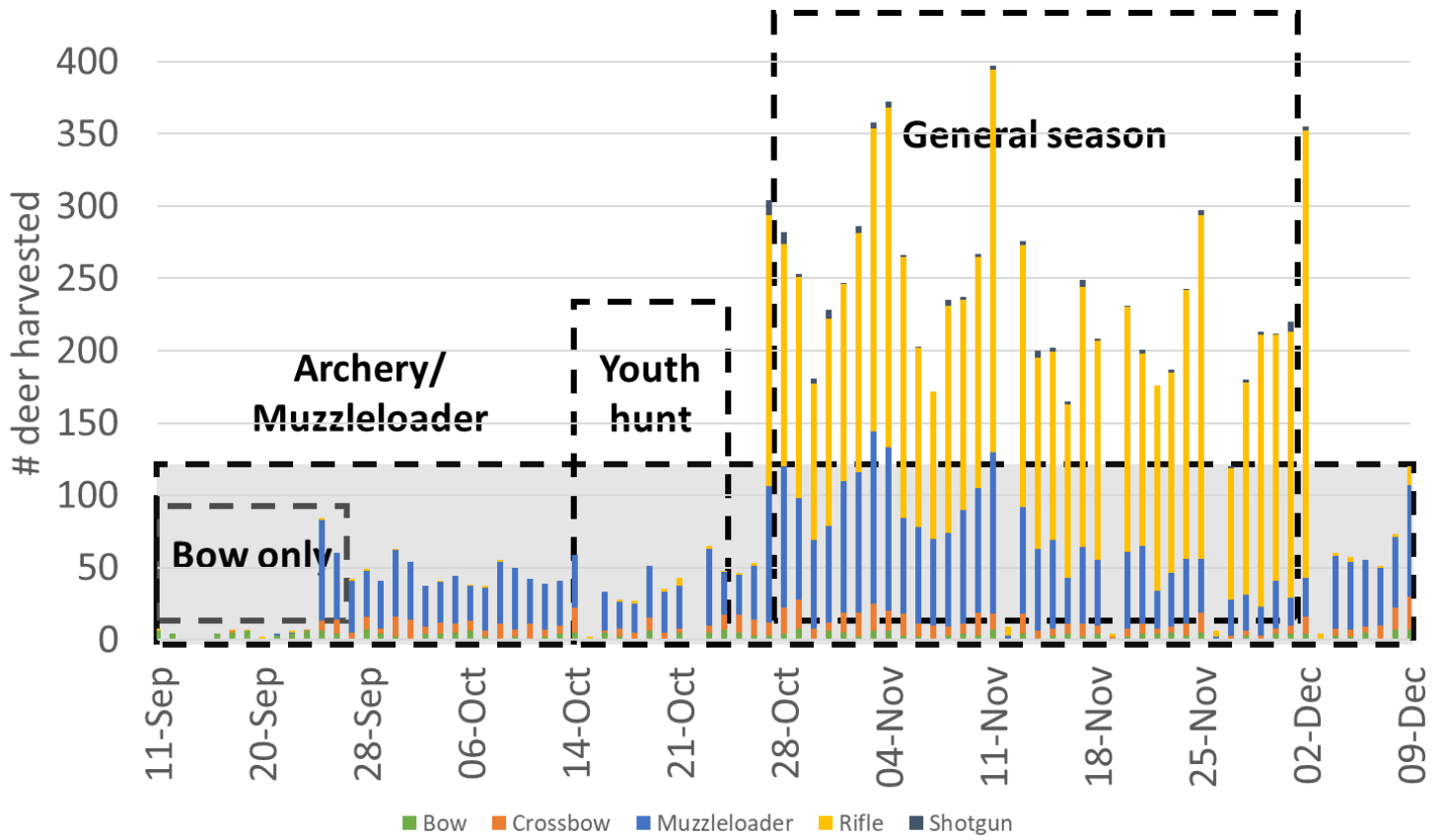


Harvest effort



Harvest effort was calculated using the total number of hours hunters reported hunting with each weapon type and then dividing this sum by the total number of deer killed using each weapon type. To improve the accuracy of this measure, all hunters should report all hours they spent hunting, even when they are not successful.

2023/2024 Deer Harvest by Date and Weapon



All results are based on records submitted before June 27th, 2024.