COBEQUID PROJECT
URANIUM ASSESSMENT REPORT
COBEQUID IV
NOVA SCOTIA
- 1979 -
NTS: PART OF 11E/11a, 11b, 11c
PART 1 OF 2

11E/11B 54-D-16(03)
433420

Gulf Minerals Canada Limited

Gulf Minerals Canada Limited

RECEIVED
DEC 31 12 24 '79
MINES
NOVA SCOTIA

COBEQUID PROJECT
URANIUM ASSESSMENT REPORT
COBEQUID IV
NOVA SCOTIA
- 1979 -
NTS: PART OF 11E/11a, 11b, 11c
PART 1 OF 2

11E/11B 54-D-16(03)

433420

433420

A REPORT ON

GEOLOGICAL MAPPING
GEOCHEMISTRY
PLEISTOCENE GEOLOGY
PROSPECTING
REVERSE CIRCULATION DRILLING

by Neil Downey
1979

TABLE OF CONTENTS

PART I


| | | |
|---|---|---|
| 1.0 | INTRODUCTION | 1 |
| | 1.1 SUMMARY | 1 |
| | 1.2 PERSONNEL | 3 |
| 2.0 | GEOLOGY | 5 |
| | 2.1 INTRODUCTION | 5 |
| | 2.2 GENERAL GEOLOGY | 5 |
| | 2.3 ROCK UNITS | 8 |
| | 2.4 STRUCTURE | 12 |
| 3.0 | PLEISTOCENE GEOLOGY | 16 |
| | 3.1 INTRODUCTION | 16 |
| | 3.2 PROCEDURE | 16 |
| | 3.3 CONCLUSIONS | 17 |
| | 3.4 RECOMMENDATIONS | 19 |
| 4.0 | GEOCHEMISTRY | 20 |
| | 4.1 SOILS | 20 |
| | 4.2 ROCK GEOCHEMISTRY | 21 |
| 5.0 | PROSPECTING | 24 |
| 6.0 | REVERSE CIRCULATION DRILLING | 25 |
| | 6.1 INTRODUCTION | 25 |
| | 6.2 PURPOSE | 25 |
| | 6.3 PROCEDURE | 26 |
| | 6.4 CONCLUSIONS AND RECOMMENDATIONS | 26 |

TABLE OF CONTENTS (Cont'd)

PART I (cont'd)


| | | |
|---|---|---|
| 7.0 | GEOPHYSICAL SURVEY | 27 |
| | 7.1 INTRODUCTION | 27 |
| | 7.2 PROCEDURE | 27 |
| | 7.3 RESULTS AND INTERPRETATIONS | 28 |
| | 7.4 RECOMMENDATIONS | 29 |
| 8.0 | CONCLUSIONS AND RECOMMENDATIONS | 30 |

| | | |
|---|---|---|
| TABLE I | LAND STATUS | 2a |
| TABLE II | LEGEND OF FORMATIONS | 7a |
| TABLE III | COBEQUID LEGEND | 7b |
| TABLE IV | TYPICAL CHEMICAL COMPOSITIONS | 23a |

APPENDIX I - RESULTS OF ANALYSIS

A) WHOLE ROCK AND TRACE ELEMENT GEOCHEMISTRY

B) SOIL TRACE ELEMENT SURVEY

# ILLUSTRATIONS

## PART I

## BOUND IN REPORT


| | | |
|---|---|---|
| ✓ Figure 1 | Index Map | i |
| ✓ Figure 2 | Location Map | ii |


## ENCLOSED IN POCKETS


| | | |
|---|---|---|
| ✓ Plate E 26 gb | Prospecting | 1 In. = 1/4 Mi. |
| ✓ Plate III g | Geological Compilation | 1 In. = 400 Ft. |


## PART II

### Geophysical Survey


| | | |
|---|---|---|
| ✓ Plate III aa | V.L.F. (EM-16 & TX-27) | 1 In. = 400 Ft. |


### Geochemical Survey


| | | |
|---|---|---|
| ✓ Plate III fa | Copper Values-C Horizon | 1 In. = 400 Ft. |
| ✓ Plate IV fa | Copper Values-C Horizon | 1 In. = 400 Ft. |
| ✓ Plate III fb | Uranium Values-C Horizon | 1 In. = 400 Ft. |
| ✓ Plate IV fb | Uranium Values-C Horizon | 1 In. = 400 Ft. |


MM

## ILLUSTRATIONS (Cont'd)

PART II (cont'd)

| | | |
|---|---|---|
| ✓ Plate III fc | Lead Values-C Horizon | 1 In. = 400 Ft. |
| ✓ Plate IV fc | Lead Values-C Horizon | 1 In. = 400 Ft. |
| ✓ Plate III fd | Zinc Values-C Horizon | 1 In. = 400 Ft. |
| ✓ Plate IV fd | Zinc Values-C Horizon | 1 In. = 400 Ft. |
| ✓ Plate III fr | Whole Rock Location | 1 In. = 400 Ft. |

MOM

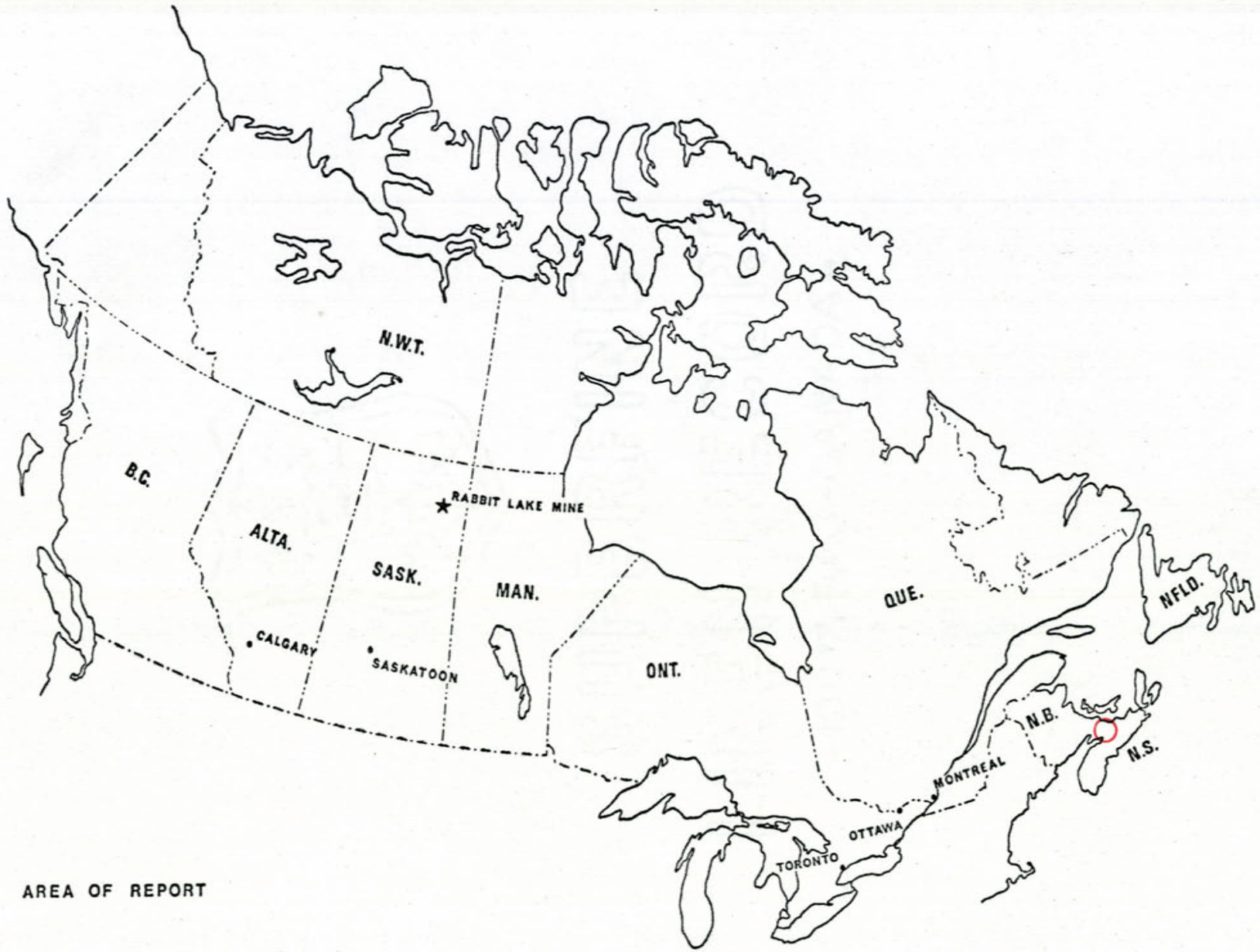
N.W.T.
B.C.
ALTA.
SASK.
MAN.
ONT.
QUE.
NFLD.
N.B.
N.S.
RABBIT LAKE MINE
CALGARY
SASKATOON
TORONTO
OTTAWA
MONTREAL
AREA OF REPORT

FIGURE 1

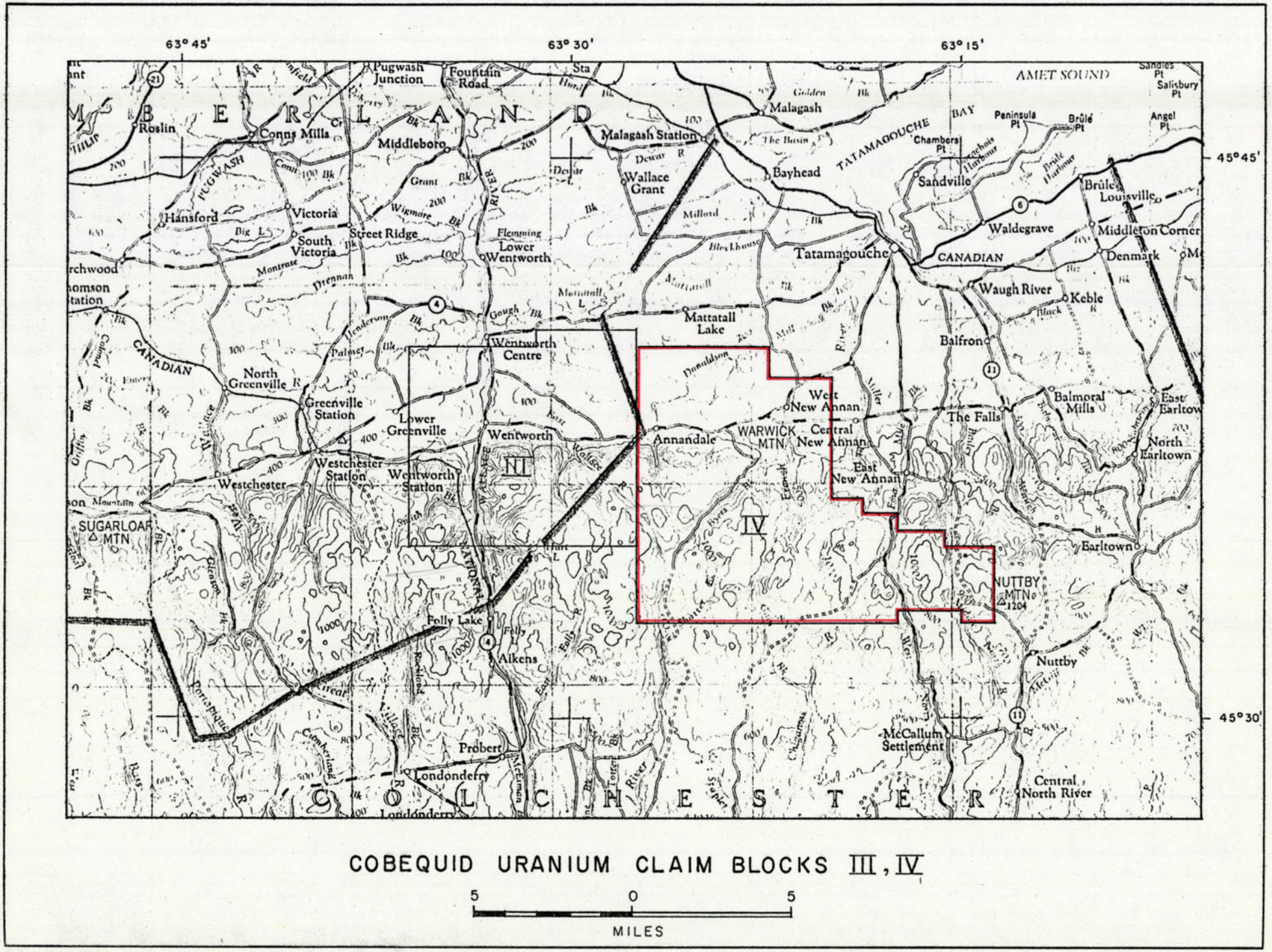


COBEQUID URANIUM CLAIM BLOCKS III, IV

Figure - 2

# COBEQUID IV EXPLORATION PROGRAM
# 1978 - 79

## 1.0 INTRODUCTION

### 1.1 SUMMARY

On December 14, 1976, Gulf Minerals acquired 2,688 claims centered on Byers Lake, Colchester County, Nova Scotia. This block of land has been referred to as Cobequid IV. Table I lists the claim blocks and exploration licenses retained by Gulf for the 1979 season.

Early in May 1977, helicopter-borne radiometric, magnetic and electromagnetic surveys were conducted over the property. These were followed by prospecting, geological mapping, geochemistry and ground geophysics. A diamond drilling program was initiated in the Debert Lake area in early November and terminated later that month. On the basis of work carried out in 1977, Gulf Minerals retained 1,854 claims for future work.

During the period of December, 1977 to February, 1978, Gulf undertook a diamond drilling program near Annandale to investigate the unconformity between carboniferous Boss Point sediments and Devonian River John basalt. The program was also to evaluate a magnetic low. During the 1978 summer field season reconnaissance prospecting continued on the property. Regional and detailed geological mapping and whole rock sampling continued from the 1977 program on a scale of 1 in. to 1/4 mi. and 1 in. to 400 ft. A soil sampling program was initiated on the Swan Brook grid in early July and continued until September. The 1977 Debert Lake diamond drilling program was continued during September and October of 1978. An evaluation of results from the 1978 program was undertaken that winter and during early 1979.

During the 1979 field season, the rock analysis continued with additional detailed mapping and ground geophysics. The soil geochem program was completed as was the EM-16 and magnetometer work. A reverse circulation drilling program was carried out in the fall.

TABLE I

COBEQUID IV

LAND RETAINED FOR 1979

| MAP | LICENCE NO. | TRACTS | CLAIMS |
|---|---|---|---|
| 11E 11C | 1329 | 5 | A-Q |
| 11E 11C | 1330 | 6, 7, 8, 9, 10 | A-Q |
| 11E 11A | 1334 | 37 | A-Q |
| 11E 11A | 1335 | 60 | A-Q |
| 11E 11A | 1336 | 61 | A-H |
| 11E 11B | 1348 | 26 | N-O |
| 11E 11B | 1348 | 27 | N-Q |
| 11E 11B | 1350 | 44, 45, 46, 47 | A-Q |
| 11E 11B | 1350 | 48 | J-Q |
| 11E 11B | 1351 | 49, 50, 51, 52, 53 | A-Q |
| 11E 11B | 1352 | 68, 69, 70, 71 | A-Q |
| 11E 11B | 1352 | 72 | A-H, L-O |
| 11E 11B | 1353 | 75 | A-H |
| 11E 11B | 1353 | 76, 77 | A-Q |
| 11E 11B | 1354 | 92 | A-Q |
| 11E 11B | 1355 | 101 | A-Q |
| 11E 11B | 1356 | 39, 40, 41, 42, 43 | A-Q |
| 11E 11B | 1357 | 54, 55, 56, 57, 58 | A-Q |
| 11E 11B | 1358 | 63, 64, 65, 66, 67 | A-Q |
| 11E 11B | 1359 | 78, 79, 80, 81, 82 | A-Q |
| 11E 11B | 1360 | 87, 88, 89, 90, 91 | A-Q |
| 11E 11B | 1361 | 102, 103, 104, 105, 106, | A-Q |

## 1.2 PERSONNEL

For the 1979 field season, Gulf personnel employed on the property were:

| | |
|---|---|
| B. Alexander | Geologist |
| S. Barron | Junior |
| D. Bird | Junior |
| S. Bradley | Pleistocene Geologist |
| I. Campbell | Junior |
| P. Cashin | Geologist |
| S. Chambers | Junior |
| R. Charnuski | Junior |
| M. Cullen | Senior Geologist |
| G. Davison | Geologist |
| M. DeBriske | Geophysist |
| N. Downey | Project Geologist |
| B. Dutton | Junior |
| H. Faukes | Geologist |
| W. France | Prospector |
| B. Geddes | Pleistocene Geologist |
| P. Gertzbien | Junior |
| D. Gower | Junior |
| J. Halonen | Prospector |
| S. Heyworth | Junior |
| S. Martin | Geophysics Operator |
| J. Michelson | Geologist |
| B. Naylor | Geophysist |
| J. Owen | Geologist |
| J. Petrie | Geologist |
| R. Rintamaki | Prospector |

| | |
|---|---|
| A. Seguin | Prospector |
| J. Scott | Junior |
| R. Snow | Junior |
| L. Strom | Camp Manager |
| C. Thomson | Junior |
| J. Welykochy | Junior |
| D. Westcott | Junior |
| A. Workman | Assistant Porject Geologist |

Contractors employed on the property were:

| | |
|---|---|
| C. Weatherbee | Backhoe Operator, Wentworth, Nova Scotia |
| St. Lambert Drilling Co. | Valleyfield, Quebec |
| J. Stirling | Fredericton, New Brunswick |
| H. C. Teng | Fredericton, New Brunswick |

All work was done under the supervision of Mr. C. R. Burkhart and Mr. G. I. Pearson, of Gulf's Toronto office.

## 2.0 GEOLOGY

### 2.1 INTRODUCTION

Geological mapping was conducted by two-man crews consisting of a geologist and a junior assistant or a prospector. All personnel were equipped with a Scintrex BGS-1SL scintillometer for measuring radioactivity. Mapping was mainly confined to stream valleys, road cuts and the Swan Brook grid. Air photos at a scale of 4 inches to one mile and 6 inches to one mile were used for control. Results were plotted on 1/4 mile to the inch Dept. of Lands and Forests base maps. Results from the Swan Brook grid were plotted on one inch to 400 foot base maps.

All outcrop shown on the geological compilation maps were examined in the field by Gulf personnel. Geological Survey of Canada maps by Fletcher, and work by Wallace and Donohoe reported in Nova Scotia Department of Mines publication 77-1, and preliminary map 78-1 were used as reference for field work and interpretation.

### 2.2 GENERAL GEOLOGY

The Cobequid Mountains form a resistant upland ridge feature trending east-west across north central Nova Scotia for over 200 km. Gulf Minerals Canada Limited's Cobequid IV property occupies the central region of this upland and extends from the Trans-Canada Highway in the west to near Nuttby Mountain in the east.

The mountains are formed of variably deformed volcanic and sedimentary sequences which have been affected by numerous stages of granitic and dioritic intrusion. The oldest intrusive body in the area is the Jeffers Brook Pluton near Parrsboro which has been dated as late Precambrian to early Cambrian in age (Wanless et al, 1972). The youngest intrusives are diabasic dykes probably associated with basaltic volcanic activity in the Triassic.

At present, exploration efforts are being concentrated upon the Siluro-Devonian volcanic, intrusive and sedimentary rocks of the Earltown Sequence.

Structural and lithologic discontinuities within the highland prevent widespread correlation of stratigraphic or lithologic units and locally results in complex and/or ambiguous relationships between sequences.

Interpretation of data presently available indicates that poly-deformed sedimentary and volcanic sequences such as the Bass River Complex may represent the basement material of the highland that predates the known late Precambrian near Parrsboro. Since all occurrences of this material are fault bounded, the true stratigraphic relationship of the Silurian and older rocks to it is unknown.

Multiple intrusions of granitic and dioritic bodies into the sedimentary and volcanic sequences probably coincided with the waning stages of the Late-Mid Devonian Acadian Orogeny and these now form a core system to the highland. A distinction among these intrusives is the presence or absence of a tectonic fabric which thusly defines relative age relationships. Recent age dating indicates that some degree of granitic intrusive activity continued into lower Mississippian times (See Wallace & Donohoe, 1977, pp. 174).

Late Devonian basaltic volcanics outcrop in the eastern highlands and are associated with conglomeratic terrestrial red beds. Subsequent sedimentation was confined generally to the basins skirting the upland on the north and south with the Cobequids supplying clastic material in response to continued erosion.

# TABLE II

## LEGEND - COBEQUID PROJECT

(after Wallace & Donohoe, 1977)

| | | |
|---|---|---|
| MESOZOIC | XVIII | Triassic |
| PALAEOZOIC | XVII | Permian |
| | | Pennsylvanian |
| | XVI | Pictou Group |
| | XV | Cumberland Group<br>Riversdale Group |
| | XIV | Boss Point Formation - alternating sequences of red to green sandstone, grey to red conglomerate, siltstone and mudstone, in part calcareous (undivided). |
| | XVII | Clairmount Formation |
| | | Mississippian |
| | XII | Middleborough Formation |
| | XI | Windsor Group |
| | X | Nuttby Sequences - grey to red siltstone to argillite, reddish-grey lithic wackes and green conglomerates. |
| | | Devonian |
| | IX | River John Group (Upper) - purple to red conglomerates. |
| | VIII | River John Group (Lower) - black to green basalt, grey, red, to black siltstones, argillites and mudstones; red, grey and green wackes and green conglomerates. |
| | VII | Non-foliated Plutonic Rock.<br>a) granite<br>b) diorite |
| | VI | Foliated Plutonic Rock<br>a) granite |
| | | Silurian to Devonian |
| | V | Portapique Parrsboro Succession |
| | IV | Earltown Sequence<br>a) dark grey to black siltstone to argillite.<br>b) red, pink, green to grey rhyolite and ignimbrite felsic agglomerate, rhyolitic and dacitic tuffs.<br>c) grey-green dacites, pink to grey rhyolites and ignimbrites, green quartz wackes, shale and mudstone with interbedded dacitic to rhyolite tuffs and argillite. |
| PALAEOZOIC OR OLDER | | Silurian or Older |
| | III | Granite Gneiss - of Bass River Complex |
| | II | Bass River Complex - green metavolcanics, grey to white quartzite, dark green to black argillites, quartz-feldspar-biotite gneiss and pink granite. |
| | I | Mt. Thom Complex |
| | | Cambrian or Older |
| | | Jeffers Brook Pluton |

# TABLE III

## COBEQUID PROJECT

Legend - Sept. 1978

| | | prismacolour no. |
|---|---|---|
| **Extrusive Volcanics:** | | |
| 7 | Mafic Volcanics | 909 |
| | 7a - andesite | |
| | 7b - basalt | |
| 8 | Felsic Volcanics - dacite, rhyolite | |
| | 8a - ignimbrite | 913 |
| | 8b - ash fall tuff, crystal tuff | 946 |
| | 8c - flow banded rhyolite | 942 |
| | 8d - massive or undetermined | |
| | 8e - breccia | 931 |
| 9 | Agglomerates | 921 |
| | 9Mx - mafic fragments in mafic matrix | |
| | 9Fx - felsic fragments in felsic matrix | |
| | 9M - mixed | |
| **Sediments:** | | 936 |
| 10 | (a) argillite (b) quartzite (c) conglomerate | |
| | (d) sandstone (e) siltstone (f) mudstone | |
| | (g) phyllite | |
| | bedding or foliation: D - distinct | |
| | I - indistinct | |
| **Intrusives Volcanics:** | | 929 |
| 11 | Granite | |
| | 11a - pink leucocratic granite | |
| | 11b - pink mesocratic granite | |
| | 11c - white-grey granite-granodiorite | |
| 12 | Diorite | 903 |
| | 12a - unaltered diorite | |
| | 12b - altered/metamorphosed diorite | |
| 13 | Diabase | 935 |
| | 13a - unaltered diabase | |
| | 13b - "spotted" diabase | |
| | 13c - aphanitic altered diabase | |
| 14 | Gabbro, Pyroxenite-Peridotite | 901 |
| 15 | Felsic and Porphyritic Intrusives | 924 |

## 2.3 ROCK UNITS

### UNIT: II BASE RIVER COMPLEX

Unit II consists of a metavolcanic-metasedimentary sequence which has been intensely deformed by at least two deformational events. Dating of the unit is somewhat vague and has resulted in its designation as Silurian or older in age. Generally, the unit is composed of dark green, very fine grained metavolcanics, dark grey to white, fine grained quartzite, dark green to black, well foliated argillitic metasediment (phyllitic to schistose), well foliated quartz-feldspar-biotite gneiss and fine to coarse grained, pink deformed granite. Minor acidic volcanics are also present.

### UNIT: IV EARLTOWN SEQUENCE

The Earltown Sequence, Unit IV, of Silurian age is made up of three mappable sub-units, briefly described as follows:

a) Located near Wentworth Station is the oldest unit (Unit IVa) in this sequence dated at Middle to Upper Llandoverian age (Wallace and Donohoe, 1977). This unit consists of dark grey to black fine grained, well laminated, fossiliferous siltstone to argillite with minor amounts of green conglomerate and greywacke.

b) Overlying Unit IVa are red, pink, green to grey, aphanitic and porphyritic rhyolite, ignimbrite, felsic agglomerate and intermediate to acid tuffs. Flow banding within lavas is intermittently but widely evident. Fiammi, or squashed pumice fragments, are common in ignimbrite sheets and give the rock a pseudo-banded appearance. Tuffs are both waterlain and aerial in deposition. Some are reworked and deposited in what were probably

small enclosed basins within the volcanic terrain. Locally, some agglomeratic flows have developed and consist of large numbers of welded blocks within lavas probably travelling down steep slopes. Minor amounts of basalt are found within the volcanogenic sequence. They are commonly vesicular and fine grained.

c) This unit is made up of grey-green dacites, pink to grey flow-banded rhyolites with minor concentrations of massive sulphides (pyrite, chalcopyrite), green quartz wacke and fine grained laminated shale and mudstone with interbedded dacitic to rhyolitic tuffs. In the northern section, well foliated argillitic metasediments (phyllite) predominte. These metasediments have been labelled as Unit IV 10.

They are believed to be older than the Silurian volcanics. The volcanic sequence to the south has been termed Unit IV 8. Lack of outcrop prevents any determination of the nature of the contact between the two units. However, topography would suggest fault blocks.

UNIT: VI FOLIATED GRANITE

Map Unit VI is composed of fine to coarse grained white to pink foliated hornblende granite. Along Shatter Brook, quartz and orthoclase crystals are stretched and aligned along a strong foliation (Cataclasis?).

UNIT: VII NON-FOLIATED PLUTONIC ROCKS

This unit is composed of diorites and granitic rocks. Small dioritic intrusions are common throughout the Silurian Earltown Sequence. Large bodies occur in the area of Folly Lake and Sugarloaf Mountain.

Intrusive into the diorites are non-foliated leuco-granites and hornblende granites of Lower Middle Devonian age (Donohoe and Wallace, 1977) which are, for the most part, fine to coarse grained and pink in colour. Numerous dark red aphanitic to fine grained porphyritic granophyres are found locally as narrow intrusive phases of the granite.

Fine grained, black diabase dykes, some exhibiting good texture and glossy margins, are very common within the highland proper. More than one generation of diabase must be present as some are deformed while others are relatively fresh. The fresh undeformed diabase dykes may be of Triassic age.

UNIT: VIII RIVER JOHN GROUP - LOWER UNIT

Map Unit VIII is the lower unit of the Devonian River John Group. It consists of fine grained to aphanitic, black to dark green vesicular to amygdaloidal basalt with calcite and zeolite infillings. Calcite, epidote stringers and traces of disseminated sulphides are evident. The unit appears to be younging north with individual flows distinguishable in some localities by the presence of red, brecciated (fragmental?) basalt occurring at the flow interfaces. Interbedded with the basalt are dark grey, red to black, fine grained siltstones, argillites and mudstones; red, green and grey wackes with abundant volcanic fragments and well bedded, grey conglomerates.

UNIT: IX RIVER JOHN GROUP - UPPER UNIT

Map Unit IX is the upper unit of the River John Group and consists of purple to red conglomerates carrying fragments of basic volcanics, grey quartzite and rhyolite. The fragments are 0.5 mm. - 150 mm. in size, poorly sorted and well bedded with numerous carbonate stringers.

UNIT: X NUTTBY SEQUENCE

The Nuttby Sequence, Map Unit X of Late Devonian to Early Mississippian age is composed of grey to red, foliated siltstone to argillite, reddish grey lithic wackes and green to red conglomerates. The conglomerates are typified by subrounded to subangular fragments of rhyolite, granite, phyllite and tuff in a fine to medium grained silty matrix.

UNIT: XIV BOSS POINT FORMATION

Map Unit XIV is the Pennsylvanian Boss Point Formation, consisting of alternating sequences of red, white to green sandstones, grey to red conglomerate, red siltstone and red to grey mudstone, in part calcareous. The sandstones encountered varied from red, greenish-red to white, commonly feldspathic to arkosic with interbedded lenses of grey calcerous conglomerate. Numerous green reduction zones, variable organics, fine laminations and trough cross-bedding, and limonitic-specks are also prevelant. Locally, organic trash and plant remains accumulate in the depressions in cross-beds, often with black carbonaceous material (coal). Minor copper (malachite) and radioactivity may also be present.

## 2.4 STRUCTURE

The southern extreme of Cobequid .IV is underlain by highly deformed metasedimentary and volcanic rocks of the Bass River Complex. Wallace and Donohoe (1977) have tentatively dated these as Silurian or Pre-Silurian in age, making them the oldest encountered on the property. Compositional banding trends generally E-W with minor folds being recorded in a number of localities. Regional fold geometry was not discerned from the exposures mapped on Cobequid 1BM.

Foliated granite is known to intrude the Bass River Complex and is exposed on both the Chiganois River and West North River, as well as on Farm Lake Road.

Wallace and Donohoe (1977) cite a late Mid-Devonian date for the deformation of these rocks with a possible correlation of the second folding phase to fold geometrics seen in the Pennsylvanian Londonderry Sequence of the southern Cobequids.

Silurian volcanics and interbedded sediments of the Earltown Sequence have been mapped in the eastern property area and also occur along the western boundary. The western exposures are predominantly rhyolitic in nature with some basalt whereas the eastern zone has a higher percentage of tuffaceous and agglomeratic volcanic units. Some folding has been mapped in the tuffs and sediments with a synform above the main rhyolitic sequence on Bailey Brook being the largest structure identified. Geometry of the folding is unclear but the axis is trending approximately East-West and plunging to the east.

A large southwesterly trending block of Lower River John Group, dated as Devonian (Gillis, 1964 in Wallace and Donohoe, 1977), transects the Earltown sequence and is known to be in unconformable contact with the volcanics. These rocks are predominantly basaltic flows and interbedded sediments believed to be younging to the north.

The Balmoral Brook fault displaces the Silurian and Devonian sequences of the central property area with the River John Group to the east of the fault consisting of primarily fanglomerate deposits dipping to the north and coarse clastic sediments. Good sections of these Upper River John are exposed on Balmoral Brook and also on the Waugh River.

A second southeasterly trending fault has been proposed based upon interpretation of airborne geophysical data. Magnetic signatures define a movement zone between Farm Lake and the Chiganois River which has been tentatively termed the Chiganois Fault.

Definition of the Chiganois fault on the ground has been inconclusive as a result of overburden.

Devonian undeformed hornblende granite intrudes the volcanic pile in the western property area. Granites of the same granitic complex also intrude the Earltown Sequence in the southerly extent of Cobequid IV claim block.

The Nuttby Sequence of fine to coarse clastic sediments is known to be Mississippian in age based upon palynological data.

The units of this sequence are exposed south of Farm Lake, in good sections on the Chiganois River, in the Gain Brook area and along the West North River.

A synform has been mapped in Nuttby sediments on the McCallum Settlement Road with an ENE trending axis plunging to the east. A low angle southerly dipping thrust fault cuts this structure in the closure zone but its importance as to the overall fold geometry or regional geology is minimal. The fault trace is defined by a topographic lineament for a short distance in the form of a stream valley.

Riversdale Group and possibly Pictou Group sediments of Pennsylvanian age occupy the northern property extremes adjoining the Cobequid Highland proper. Boss Point sediments predominate although in the northeastern property corner some sediments have been tentatively mapped as Pictou Group.

Structure within these bedded sequences is generally north dipping at a relatively low angle ( 30°), this being controlled somewhat by the basement rise to the upland and the Claremount Synclinal structure to the north. This major syncline trends generally east-west and plunges to the southwest but its axial trace and closure zone is not covered by the Cobequid IV claim group.

The nature of the Carboniferous contact with the highland complex in this area is believed to be unconformable but exposures in a definitive section have not been found. Further to the west, near Westchester, on Caldwell Brook, this contact is clearly an unconformity.

Pre-Carboniferous north-south faulting occurred along the northern boundary of the Cobequids in this area, but none of those structures appear to be major in extent. Differential movement between fault blocks has juxtaposed overlying phyllite with the Silurian rhyolite sequence in the Baily Brook area as well as in the Six Mile Brook area. Airborne geophysical data indicated the existence of such faulting but ground work has accurately defined movement zones in only a few cases. This is, of course, a result of bedrock exposure being limited to stream valleys and its discontinuous nature in these valleys.

## 3.0 PLEISTOCENE GEOLOGY

### 3.1 INTRODUCTION

Beginning in late May, 1979, and ending on August 26, 1979, a three-man Pleistocene mapping crew consisting of a Pleistocene geologist and two juniors were employed on the property. Their objective was to outline the glacial and glacio-fluvial stratigraphy of the Cobequid Highlands in the vicinity of the Swan Brook grid. The areas of greatest interest were in the central grid areas around Swan Brook and in the Juniper-Debert Lakes gap. The Pleistocene crew was assisted in their work by a backhoe, capable of digging trenches to a depth of 15-18 feet. For safety reasons, however, most trenches were limited in depth to 6-8 feet.

### 3.2 PROCEDURE

Trenches were dug along roads within the Cobequid Highlands because of ease of access and because damage to the woodlands could be kept to a minimum.

Initially, the surficial lithologies exposed in the trenches were studied, and an effort was made to categorize them in terms of colour, texture and major rock components. Till sheets were then traced from one trench to another to establish the continuity of till stratigraphy. It was hoped that this would lead to an understanding of transport direction. Pebble imbrications were measured using pebbles of 1-3 cm. length with axial ratios of at least 3:1:1. Rose diagrams were plotted to establish average pebble orientation and the degree of scatter of these orientations. Samples for geochemical study were obtained along vertical sections in each trench.

Laboratory work consisted of drying each sample and then hand or pedestal crushing to eliminate lumps and coagulated grains. A 500 gm. sample was then dry seived through a 1/2 Ø seive series from -2 Ø to +4 Ø, (i.e. -2 Ø, -1 1/2 Ø, -1 Ø, -1/2 Ø.....4 Ø),

The sieve results were plotted as % weight histograms and cumulative % curves with regard to sand, silt and clay fractions.

## 3.3 CONCLUSIONS

As a result of the 1979 program, it has been shown that the character of glacial and glacio-fluvial deposition in the Cobequids is more complex than originally anticipated. Previously, it had been demonstrated that intermontane glaciation was of a different type and was more complex than the glaciation experienced by the lowlands north of the mountain belt. Continental glaciation was of little impact on the interior parts of the central and eastern highlands. Differing imbrications within upper and lower till sheets from one locale to another, the development of eskers by drainage towards the northeast, the distribution of rock lithologies seemingly irrespective of contact areas and source locations, and, the presence of east-west striations (albiet localized), all point to radial ice movement at some time. However, the differences in Pleistocene stratigraphy from one point to another, even within the grid area, point to many localized variations. The stratigraphy of the J-Zone (Swan Brook and Juniper Lake area) and the stratigraphy of the DF-Zone (Debert-Big Snare Lake area) show enough variation to support this concept.

The J-Zone is overlain by two or three till sheets and possibly some localized lacustrine material. The valley or the mid-branch of Wallace River is filled with what seems to be lacustrine deposits to a depth in excess of 100'. The general stratigraphy of the J-Zone consists of an ablation till of variable thickness overlying a brown surface till less than 18 cm. in thickness. This overlies a grey till, 6-8 cm. in thickness which, in turn, rests upon a 2 metre thick red-brown till. This sequence is underlain by a rubble zone of unknown thickness which, in part, resembles weathered bedrock and, in part, resembles outwash.

The DF-Zone is overlain by four till sheets and has several localized eskers. The uppermost horizon is an 18 cm. thick brown surface till. Locally, it is underlain by glacio-fluvial and outwash deposits - often of esker morphology. The next unit is a 6-8 cm. grey till horizon which may reach thicknesses of up to 25 cm. locally. The grey till is underlain by 1.5 to 2 metres of red till which in turn is underlain by either a grey till or an outwash horizon of unknown thickness.

The red to pink till and the overlying thin grey till (from which only a small sample was obtained), are found in both zones. Pebble imbrications in both tills are towards the N to NW, thus indicating an ice movement direction towards the SSE. The overlying brown till, also found in both zones, contains pebbles which are imbricated to the SE. The ice movement direction at the time this till was deposited was thus towards the NW. The former ice movement is thought to reflect initial continental type glaciation while the latter was deposited by alpine type glaciation at a later date.

## 3.4 RECOMMENDATIONS

It is apparent from the somewhat limited examination of the Cobequid Highlands that no simple assumptions can be made with regards to upland glaciation. Indeed, one can only assume that complications exist which might not be apparent from a more cursory study. This may not be true, however, for the western part of the Cobequid Mountains. In this part, no sharp increase in relief is present which might interfere with continental ice sheets. In this regard, further work is deemed necessary on the eastern half of the Uplands.

Perhaps some additional work on the western portion is justified in order to support or negate the continental glaciation hypothesis. This work should consist of trenching and detailed quaternary study in the same fashion as work already performed.

## 4.0 GEOCHEMISTRY

### 4.1 SOILS

#### Introduction

From May to September, two two-man sampling crews collected C-Horizon soil samples on the Swan Brook Grid. Over 5,000 samples were collected.

All analytical services were performed by X-Ray Assay Laboratories, Don Mills, Ontario. The minus 80 mesh fraction was assayed for copper, lead, silver, zinc and uranium. Uranium was detected by delayed neutron activation with a minimum threshold of .1 ppm. The base metals and silver were detected fluorimetrically at minimum detection limits of 5 ppm and 1 ppm, respectively.

#### Conclusions

The soil sampling program in the Cobequid IV area has been successful in locating base metal and uranium anomalies. The occurrence of uranium concentrations appears to be independent of other geochemical associations, i.e. the base metals and silver.

Further study of the anomalies areas is currently in progress. A detailed statistical analysis relating geochemistry to rock types is planned. The geochemical data will be used to plan the 1980 exploration program.

## 4.2 ROCK GEOCHEMISTRY

Rock samples collected from outcrop, boulders and core were analyzed for major oxides and trace elements (U, Th, Sn, F, W, Mo, Cu, Pb, Zn, Ag). In addition, samples of bedrock were obtained through reverse circulation drilling. The results are tabulated in Appendix A. The purpose of the whole rock geochemical program is to identify alteration patterns, to select samples for geochronology, to help match boulders with bedrock, and to develop structural, lithological and genetic models for the concentration of base metals and uranium.

The samples collected were analyzed for the following major oxides: $SiO_2$, $Al_2O_3$, $Na_2O$, $K_2O$, CaO, MgO, FeO, MnO, $TiO_2$, and $P_2O_5$. The major oxides and W were analyzed by a fully automated sequential x-ray spectrometer using a poured glass disc sample preparation method. U and Th were determined by neutron activation. Cu, Pb, Zn and Ag were extracted by a hot acid method, and their concentration determined by Atomic Absorption. Sn was analyzed by emission spectrometry. A specific ion electrode method was used for the F- analyses. A hot acid digestion and titration method was used to determine $Fe^{+2}$. Total iron is reported as FeO. The contribution of total iron to the sum is calculated as $Fe_2O_3$.

The detection limits for some of the trace elements are:

| | |
|---|---|
| Ag | 1 ppm |
| W | 20 ppm |
| Sn | 3 ppm |
| U | 10 ppm with high Th |
| U | 1 ppm |
| Tg | 1 ppm |

The normative calculation is based on a CIPW norm as modified by Irvine and Baragar (1971).

Three splits of a control sample were analyzed. The triplicate results give a measure of the variation caused by analytical precision, sample preparation and sample homogeneity.

Conclusions

Analytical results from the 1979 sampling program are not yet available in any quantity for study. However, the 1978 data has been studied in some detail. Table IV gives the normal chemical and trace element compositions for "type" Cobequid rocks. Normative mineralogy (Irvine and Baragar, 1971) is also included in the table.

Noticeable in the results of the analyses, is the lack of any strong correlation of trace elements. Localized affinities exist; however, their significance is unknown. High fluorine is often related to zinc anomalies and intermittently with high lead and tin values. Copper values tend to be somewhat erratic in distribution and in relationship to other trace elements. Tin and tungsten are often spatially related to granite contact zones, but no anomalies of any extent were found. Uranium shows no strong affinity for any single trace element. Some strong but localized associations between uranium, tin, tungsten and zinc can be found - especially near Debert Lake. A uranium-silver relationship can be found locally in the J. Zone near Swan Brook.

The whole rock program for major oxides indicates that three different types of alteration are operative within the Earltown volcanics. The first type is indicated by depletion of silica, and sodium enrichment. This is commonly found near mafic intrusives and is referred to as J-Zone type - first identified near Juniper Lake. The second type is identified by weak to moderate potassium enrichment of unknown origin. The third type is typified by enrichment of silica and potassium, and some increase in tin-tungsten levels.

Zones of chemical alteration appear to be related to intrusives, stratigraphic horizons and faults. Locally, trace element concentrations and chemical alteration appear to be related. This is suspected to be related to faulting and movement of granitic or dioritic fluids along these channelways. These elements include zinc, lead, silver and fluorine. Some high rare earth levels have also been noted in fault zones near granite contacts.

TABLE IV

TYPICAL CHEMICAL COMPOSITION FOR
THE COMMON ROCK UNITS IN THE AREA

| | FRENCH RIVER DIAMOND BROOK BASALTS | | | | FLOW LAYERED RHYOLITE | IGNIMBRITES | | TUFF (ASH FALL) |
|---|---|---|---|---|---|---|---|---|
| SAMPLE # | B3021 | B3022 | B3023 | B3024 | C6672 | C6756 | C6757 | C6751 |
| $SiO_2$ | 46.87 | 5.51 | 44.94 | 49.31 | 78.39 | 78.8 | 78.5 | 65.5 |
| $Al_2O_3$ | 13.39 | 12.44 | 14.56 | 15.62 | 12.62 | 11.3 | 10.1 | 15.5 |
| CaO | 9.37 | 6.39 | 10.55 | 9.79 | 0.22 | 0.59 | 0.78 | 0.22 |
| MgO | 4.77 | 4.21 | 6.11 | 5.98 | 0.28 | 0.22 | 0.13 | 2.39 |
| $Na_2O$ | 3.49 | 4.01 | 2.76 | 2.62 | 1.21 | 4.62 | 0.36 | 0.28 |
| $K_2O$ | 1.00 | 0.25 | 0.63 | 0.41 | 5.68 | 0.67 | 6.99 | 9.64 |
| FeO | 15.69 | 16.19 | 16.47 | 12.82 | 1.44 | 3.38 | 2.79 | 5.49 |
| MnO | 0.27 | 0.27 | 0.24 | 0.27 | 0.02 | 0.08 | 0.03 | 0.15 |
| $TiO_2$ | 4.37 | 4.22 | 3.42 | 2.98 | 0.12 | 0.27 | 0.22 | 0.37 |
| $P_2O_5$ | 0.81 | 0.51 | 0.32 | 0.20 | 0.01 | 0.01 | 0.02 | 0.09 |
| LOI | 3.80 | 3.35 | 3.16 | 3.02 | 1.18 | 0.53 | 1.80 | 5.00 |
| SUM | 97.60 | 97.77 | 98.25 | 96.56 | 99.61 | 98.6 | 100.9 | 100.5 |
| U | 0 | 0 | 0 | 0 | 5 | 9 | 6 | 6 |
| Th | 0 | 20 | 0 | 0 | 12 | 22 | 21 | 18 |
| Cu | 30 | 10 | 40 | 40 | 19 | 24 | 15 | 17 |
| Zn | 180 | 150 | 190 | 110 | 46 | 92 | 53 | 120 |
| Ag | - | - | - | - | 0 | 1 | 1 | 1 |
| Pb | 60 | 0 | 180 | 0 | 5 | 5 | 5 | 10 |
| F- | - | - | - | - | 260 | 150 | 140 | 870 |
| Sn | - | - | - | - | 0 | 3 | 3 | 3 |
| W | - | - | - | - | 0 | 20 | 20 | 20 |
| Zr | 460 | 420 | 220 | 240 | - | - | - | - |
| Qtz | - | 7.53 | - | 3.46 | 48.65 | 47.04 | 47.59 | 21.45 |
| Cor | - | - | - | - | 4.09 | 1.95 | 0.62 | 4.42 |
| Or | 5.83 | 1.46 | 3.66 | 2.41 | 33.57 | 3.98 | 41.23 | 56.68 |
| Ab | 28.90 | 33.39 | 22.98 | 21.87 | 10.20 | 39.01 | 3.00 | 2.36 |
| An | 17.64 | 14.98 | 25.13 | 29.18 | 1.03 | 2.85 | 3.70 | 0.52 |
| Rn | 3.49 | 4.86 | 0.17 | 7.69 | 0.66 | 0.28 | 0.11 | 4.63 |
| Fs | 5.64 | 9.43 | 0.25 | 8.39 | 0.04 | 1.73 | 0.75 | 5.04 |
| Mt | 8.54 | 8.33 | 7.18 | 6.57 | - | 2.62 | 2.52 | 3.33 |
| Il | 8.15 | 7.89 | 6.40 | 5.57 | 0.05 | 0.52 | 0.42 | 1.37 |
| Ap | 1.85 | 1.16 | 0.74 | 0.46 | 0.03 | 0.02 | 0.05 | 0.20 |
| Di | 7.96 | 4.08 | 9.00 | 7.38 | - | - | - | - |
| He | 11.22 | 6.90 | 11.41 | 7.02 | - | - | - | - |
| Fo | 0.29 | - | 5.02 | - | - | - | - | - |
| Fa | 0.51 | - | 8.05 | - | - | - | - | - |
| Hm | - | - | - | - | 1.60 | - | - | - |
| Ru | - | - | - | - | 0.10 | - | - | - |

TABLE IV (CONT'D)

| | DEBERT LAKE GRANITES | | | | BYERS LAKE GRANITES | | |
|---|---|---|---|---|---|---|---|
| SAMPLE # | B3001 | B3002 | B3003 | B3077 | C5221 | C5223 | C6760 |
| $SiO_2$ | 71.64 | 71.42 | 74.96 | 70.42 | 74.6 | 74.3 | 76.6 |
| $Al_2O_3$ | 14.75 | 14.42 | 13.26 | 14.82 | 11.0 | 13.0 | 11.5 |
| CaO | 2.23 | 2.47 | 1.18 | 2.72 | 0.42 | 0.51 | 0.14 |
| MgO | 0.71 | 0.93 | 0.40 | 0.81 | 0.08 | 0.13 | 0.04 |
| $Na_2O$ | 4.05 | 3.96 | 4.13 | 3.66 | 4.35 | 4.15 | 4.16 |
| $K_2O$ | 3.28 | 2.60 | 4.43 | 2.91 | 4.07 | 4.80 | 4.29 |
| FeO | 2.89 | 3.43 | 1.25 | 3.91 | 3.93 | 2.40 | 3.10 |
| MnO | 0.06 | 0.08 | 0.03 | 0.10 | 0.08 | 0.04 | 0.06 |
| $TiO_2$ | 0.33 | 0.58 | 0.34 | 0.59 | 0.21 | 0.24 | 0.14 |
| $P_2O_5$ | 0.04 | 0.07 | 0.03 | 0.07 | 0.00 | 0.02 | 0.00 |
| LOI | 0.98 | 1.04 | 0.61 | 1.32 | 0.75 | 0.36 | 0.29 |
| SUM | 98.13 | 98.86 | 98.97 | 98.30 | 100.0 | 100.2 | 98.2 |
| U | 0 | 0 | 0 | 0 | - | - | 9 |
| Th | 0 | 0 | 0 | 10 | - | - | 39 |
| Cu | 40 | 10 | 0 | 10 | - | - | 20 |
| Zn | 40 | 120 | 20 | 50 | - | - | 53 |
| Ag | - | - | - | - | - | - | 1 |
| Pb | 40 | 20 | 20 | 10 | - | - | 45 |
| F- | - | - | - | - | - | - | 570 |
| Sn | - | - | - | - | - | - | 15 |
| W | - | - | - | - | - | - | 20 |
| Zr | 160 | 300 | 240 | 310 | - | - | - |
| Qtz | - | 11.75 | - | 20.55 | 32.5 | 30.6 | 35.03 |
| Cor | 0.58 | 0.78 | - | 0.87 | 0.0 | 0.1 | |
| Or | 19.34 | 15.31 | - | 17.14 | 24.4 | 28.4 | 25.34 |
| Ab | 34.15 | 33.30 | - | 30.78 | 34.4 | 35.2 | 35.14 |
| An | 10.72 | 11.70 | - | 12.99 | 0.0 | 2.4 | - |
| En | 0.96 | 1.26 | - | 1.16 | 0.1 | 0.1 | 0.04 |
| Fs | 1.23 | 1.59 | - | 2.17 | 2.6 | 0.3 | 1.16 |
| Mt | 2.72 | 3.05 | - | 3.09 | 1.2 | 2.1 | 2.41 |
| Il | 0.63 | 1.09 | - | 1.12 | 0.4 | 0.5 | 0.26 |
| Ap | 0.10 | 0.17 | - | 0.15 | 0.0 | 0.0 | 0.01 |

TABLE IV (CONT'D)

DIORITES

| SAMPLE # | B3134 | B3278 | C5200 | C5193 |
|---|---|---|---|---|
| $SiO_2$ | 48.08 | 53.26 | 47.2 | 48.9 |
| $Al_2O_3$ | 12.76 | 20.33 | 12.9 | 14.5 |
| CaO | 8.84 | 8.70 | 8.93 | 9.22 |
| MgO | 5.40 | 1.51 | 5.94 | 5.75 |
| $Na_2O$ | 3.01 | 5.31 | 3.80 | 3.09 |
| $K_2O$ | 2.30 | 1.93 | 0.91 | 1.14 |
| FeO | 15.20 | 3.61 | 13.7 | 12.0 |
| MnO | 0.36 | 0.28 | 0.34 | 0.26 |
| $TiO_2$ | 3.43 | 1.54 | 2.86 | 2.23 |
| $P_2O_5$ | 0.62 | 0.22 | 0.51 | 0.33 |
| LOI | 1.67 | 3.13 | 2.58 | 1.42 |
| SUM | 97.36 | 97.84 | 101.2 | 100.1 |
| U | - | - | - | - |
| Th | - | - | - | - |
| Cu | - | - | - | - |
| Zn | - | - | - | - |
| Ag | - | - | - | - |
| Pb | - | - | - | - |
| F- | - | - | - | - |
| Sn | - | - | - | - |
| W | - | - | - | - |
| Zr | - | - | - | - |
| Qtz | - | - | 0.0 | 0.0 |
| Cor | - | - | 0.0 | 0.0 |
| Or | 13.39 | 11.34 | 5.4 | 6.8 |
| Ab | 25.13 | 37.89 | 32.6 | 26.5 |
| An | 14.28 | 25.75 | 15.6 | 22.6 |
| En | 1.45 | - | 0.0 | 6.7 |
| Fs | 2.17 | - | 0.0 | 7.5 |
| Mt | 7.18 | 4.51 | 6.4 | 5.5 |
| Il | 6.42 | 2.90 | 5.5 | 4.3 |
| Ap | 1.42 | 0.51 | 1.2 | 0.8 |

## 5.0 PROSPECTING

A prospecting program is being carried out on Cobequid IV. It began in May, 1979; its purpose to evaluate the potential of the Earlton Sequence. Crews consisted of two-man teams of senior prospectors, each equipped with Scintrex BGS-1SL scintillometers for measuring radioactivity.

Anomalous areas were covered by closely-spaced traverses until a source of radioactivity was isolated. Samples were collected and evaluated with a discriminating scintillometer (Scintrex GAD-6 and McPhar TV-1) to determine the nature of the radioactivity. Field observations and sample locations were plotted on Lands and Forests 1 in:1/4 mi. maps and 1 in:400 feet maps of the Swan Brook grid.

Anomalies were associated with felsic volcanics and granites with high background radioactivity.

Additional work is being carried out over the Whirleywaugh-Johnston Lake area.

## 6.0 REVERSE CIRCULATION DRILLING

### 6.1 INTRODUCTION

A deep overburden drilling program was started in the Highlands during September, 1979, and is continuing at this moment. A total of 200 holes are planned to be completed along already existing roads in the uplands bush. This drilling is being performed by St. Lambert Drilling Co. Ltd. from Valleyfield, Quebec, using an ACKER drill, converted to dual-tube reverse circulation.

### 6.2 PURPOSE

The purposes of the 1979 reverse circulation program are:

(1) to determine whether trace element anomalies are associated with recently defined north-south conductors in the Cobequid Highlands; and,

(2) to act as a means of obtaining bedrock samples, while at the same time geochemically investigating for the source area of radioactive boulders found on surface. Because of low cost per hole, a maximum amount of coverage can be attained.

## 6.3 PROCEDURE

Overburden samples are obtained at 5' intervals, and are initially put through a +10 seive. The coarser fraction is examined and an effort is made to determine the dominant rock lithology. The -10 fraction is later seived and the -80 fraction sent for analysis. When bedrock is reached, three samples are obtained, each of about 3' intervals. These samples are also put through a +10 seive initially. The coarser fraction is retained for microscope examination as to lithology and degree of alteration. The fraction less than +10 is analysed for major oxides and the trace element suite normally used on outcrop samples, (U, Th, Sn, F, W, Mo, Cu, Pb, Zn, and Ag).

## 6.4 CONCLUSIONS AND RECOMMENDATIONS

Because the program is continuing at the moment of the writing of this report, no comments are possible at this time. They will follow in a supplementary report, to be submitted later.

## 7.0 GEOPHYSICAL SURVEY

### 7.1 INTRODUCTION

Geological mapping in the Cobequids has indicated that rock units are often discontinuous along strike. Several known contacts are off-set along what are apparently north-south faults. These presumed faults usually correspond to pronounced topographic features such as valleys. Many such valleys are found to cut the mountains at random orientations. A great number of north-south trending faults have been suspected, but because of the location of V.L.F. transmitter stations, surveys have been performed only on the north-south lines of the Swan Brook grid, and these faults have never been geophysically substantiated. An EM-16 survey was carried out over the grid area on east-west traverses using a portable long-wire transmitter. In an effort to substantiate these proposed faults, a portable transmitter was set up (in 1979) and E-W, pace and compass lines were surveyed across the grid.

### 7.2 PROCEDURE

A V.L.F. (TX-27) transmitter was deployed utliizing a north-south orientation of the antenna wire along existing grid lines. Two geophysical operators each equipped with an EM-16 traversed, via pace and compass, east-west on lines spaced 400' apart. They commenced their survey no closer than 2,000' from the long-wire antenna and maintained readings until resolution of the in-phase and out of phase signals exceeded $\pm$ 5%, usually at about 7,000' distance.

Readings were taken on 100' paced intervals using the grid lines as tie in points. As each block of ground was completed, the transmitter and antenna were moved to an adjacent site with care taken to effectively "block in" the effective working area. All information was plotted on 1" = 400' base maps of the grid.

## 7.3 RESULTS AND INTERPRETATIONS

The survey did not effectively delineate the many presumed north-south conductive zones cutting the Earltown Sequence in the Cobequid Highlands. However, some conductors were found which may or may not have any topographical expression. Often they are found in swams of many parallel conductors. Grouping of conductors may be related to parasitic-type faulting. However, because all stations were paced between lines, and because some reference lines were missed during any given east-west traverse, it is apparent that data points are shifted somewhat with respect to each other. They can be in error by as much as $\pm$ 50' - possibly even 100' in extreme cases. This necessitated our shifting the data points, as plotted, so as to best fit our grid base map. As a result, conductors are not precisely fixed on the grid map, but are instead either transposed slightly east or west of their actual location. By using two or more lines as reference, conductors may be more satifactorily located in the field.

## 7.4 RECOMMENDATIONS

Due to the effort required in laying out the long line antenna, this is a procedure which is valid only for running a multiple of traverses from each transmitter location, (i.e. otherwise one would use portable EM loops such as Max Min II or Crone E.M.). In addition, it appears that power requirements have proven insufficient for both resolution of the sub surface features, and the distance that can be surveyed away from each transmitter set up. As such, shortening the length of the antenna wire to provide more power would likewise reduce the width of the block to be surveyed. Simultaneously, this would require more transmitter set ups and hence, a heavier cost in time and moving. Thus, this type of survey is not feasable in the authors opinion, unless (1) there is minimal overburden cover in the area to be surveyed, or (2) the Navey's V.L.F. transmitters are too remote to provide resolution at any orientation, or (3) one is looking for some very generalized feature such as a geological contact between rock types to two very different resistivities (it is here noteworthy to say that this procedure did not distinguish the contacts between granite, rhyolite, and diabase in the Cobequids).

## 8.0 CONCLUSIONS AND RECOMMENDATIONS

With much data, particularly analytical data, outstanding at this time, a certain amount of speculation is required to arrive at any conclusions with regard to this years work. Hence, current thinking is tempered by thoughts drawn from the 1978 program.

It is at once apparent that geological mapping, in fine detail (1" = 100'), is the only form of mapping in the Highlands able to give any reflection of the complexity of the geology. Mapping should concentrate on limited areas (say, 1 square mile blocks), and movement to other areas allowed only when the "picture" of the first block is complete. Reconnaissance mapping, 1/4 mile mapping and even 1" = 400' mapping of large areas do not provide adequate information for initiating precision-type follow-up work such as diamond drilling or for geophysical interpretation.

Soil geochemistry and trace element study continues to provide uranium and base metal anomalies. Because these are transported anomalies, difficulty arises in fully evaluating their meaning. It is evident that, to a moderate degree, mineralized boulder fields are reflected by soil anomalies.

Pleistocene mapping has been extremely successful in determining till stratigraphy and transport direction. Because this program is somewhat long range, it remains to be seen whether it will pay off. However, we now have an understanding of Cobequid glaciation which was completely lacking prior to 1979.

Prospecting continues to be a reliable exploration tool in that our prospectors are able to outline new mineralized boulder-fields. These areas give us targets around which to concentrate our mapping and geochem surveys.

The reverse circulation program is still in progress. Comment at this time would be inappropriate.

The 1979 field season has certainly been a successful one for Gulf Minerals. Our knowledge of bedrock geology, pleistocene geology, and rock geochemistry has expanded many fold. Our work has eliminated some ground as being of low priority while stirring interest in adjacent areas. We remain convinced of the probability of economic mineralization in the Cobequid Uplands.

APPENDIX I

"A"

| SAMPLE | RR0201MT | RR0202MT | RR0875MT | RR0876MT | RR0877MT | RR0878MT | RR0879MT | RR0880MT | RR0881MT | RR0882MT |
|---|---|---|---|---|---|---|---|---|---|---|
| SIO2 | 92.5 | 76.9 | 73.1 | 75.4 | 77.3 | 75.8 | -1000.00 | 51.8 | 73.9 | 74.9 |
| AL203 | 2.05 | 9.35 | 11.1 | 11.1 | 10.6 | 10.6 | -1000.00 | 13.0 | 11.3 | 11.0 |
| CAO | 0.19 | 0.17 | 0.59 | 0.36 | 0.33 | 0.42 | -1000.00 | 5.69 | 0.34 | 0.20 |
| MGO | 0.00 | 0.00 | 0.71 | 0.42 | 0.23 | 0.30 | -1000.00 | 6.45 | 0.83 | 0.96 |
| NA20 | 0.01 | 0.00 | 1.19 | 2.33 | 3.20 | 3.06 | -1000.00 | 1.86 | 2.44 | 0.18 |
| K20 | 1.42 | 6.21 | 5.43 | 4.64 | 3.53 | 3.59 | -1000.00 | 2.66 | 3.24 | 6.70 |
| FEO | 0.76 | 3.14 | 3.12 | 2.75 | 2.59 | 2.39 | 305.9 | 11.8 | 3.62 | 1.94 |
| MNO | 0.11 | 0.15 | 0.16 | 0.14 | 0.13 | 0.14 | -1000.00 | 0.34 | 0.13 | 0.15 |
| TIO2 | 0.07 | 0.36 | 0.36 | 0.26 | 0.17 | 0.16 | -1000.00 | 2.02 | 0.32 | 0.07 |
| P205 | 0.02 | 0.02 | 0.06 | 0.03 | 0.02 | 0.02 | -1000.00 | 0.28 | 0.05 | 0.01 |
| L.O.I. | 0.31 | 1.85 | 1.23 | 0.69 | 0.46 | 0.62 | 100.00 | 2.85 | 1.08 | 1.54 |
| SUM | 97.5 | 98.5 | 97.4 | 98.5 | 98.9 | 97.4 | 440.0 | 100.0 | 97.7 | 97.9 |
| FEO/MGO | -- | -- | 4.42 | 6.62 | 11.05 | 7.99 | -- | 1.83 | 4.37 | 2.02 |
| K20/K20+NA20 | 0.99 | 1.00 | 0.82 | 0.67 | 0.52 | 0.54 | -- | 0.59 | 0.57 | 0.97 |

NORMATIVE MINERAL COMPOSITION (WEIGHT PERCENT)
[IRVINE & BARAGAR, CAN. JOUR. EARTHSCI. 8,523(1971)]

| | | | | | | | | | | |
|---|---|---|---|---|---|---|---|---|---|---|
| Q | 89.1 | 54.4 | 44.5 | 43.5 | 44.4 | 44.3 | 0.0 | 6.9 | 46.3 | 48.0 |
| C | 0.2 | 2.5 | 2.5 | 1.7 | 0.9 | 1.0 | 0.0 | 0.0 | 3.4 | 3.3 |
| OR | 8.7 | 39.1 | 33.4 | 28.1 | 21.2 | 22.0 | 0.0 | 16.2 | 19.9 | 41.0 |
| AB | 0.1 | 0.0 | 10.5 | 20.1 | 27.6 | 26.7 | 0.0 | 16.3 | 21.4 | 1.6 |
| AN | 0.9 | 0.7 | 2.6 | 1.6 | 1.8 | 2.0 | 0.0 | 19.8 | 1.4 | 0.9 |
| LC | 0.0 | 0.0 | 0.0 | 0.0 | 0.0 | 0.0 | 0.0 | 0.0 | 0.0 | 0.0 |
| NE | 0.0 | 0.0 | 0.0 | 0.0 | 0.0 | 0.0 | 0.0 | 0.0 | 0.0 | 0.0 |
| KP | 0.0 | 0.0 | 0.0 | 0.0 | 0.0 | 0.0 | 0.0 | 0.0 | 0.0 | 0.0 |
| AC | 0.0 | 0.0 | 0.0 | 0.0 | 0.0 | 0.0 | 0.0 | 0.0 | 0.0 | 0.0 |
| DI | 0.0 | 0.0 | 0.0 | 0.0 | 0.0 | 0.0 | 0.0 | 3.3 | 0.0 | 0.0 |
| HE | 0.0 | 0.0 | 0.0 | 0.0 | 0.0 | 0.0 | 0.0 | 2.9 | 0.0 | 0.0 |
| EN | 0.0 | 0.0 | 1.1 | 0.5 | 0.3 | 0.3 | 0.0 | 12.3 | 1.5 | 1.8 |
| FS | 0.0 | 0.9 | 1.8 | 1.2 | 1.0 | 0.8 | 0.0 | 12.5 | 2.8 | 0.9 |
| FO | 0.0 | 0.0 | 0.0 | 0.0 | 0.0 | 0.0 | 0.0 | 0.0 | 0.0 | 0.0 |
| FA | 0.0 | 0.0 | 0.0 | 0.0 | 0.0 | 0.0 | 0.0 | 0.0 | 0.0 | 0.0 |
| WO | 0.0 | 0.0 | 0.0 | 0.0 | 0.0 | 0.0 | 0.0 | 0.0 | 0.0 | 0.0 |
| LA | 0.0 | 0.0 | 0.0 | 0.0 | 0.0 | 0.0 | 0.0 | 0.0 | 0.0 | 0.0 |
| MT | 0.2 | 2.8 | 2.8 | 2.6 | 2.5 | 2.5 | 0.0 | 5.3 | 2.7 | 2.8 |
| IL | 0.1 | 0.7 | 0.7 | 0.5 | 0.3 | 0.3 | 0.0 | 4.0 | 0.6 | 0.1 |
| CR | 0.0 | 0.0 | 0.0 | 0.0 | 0.0 | 0.0 | 0.0 | 0.0 | 0.0 | 0.0 |
| HM | 0.7 | 0.0 | 0.0 | 0.0 | 0.0 | 0.0 | 0.0 | 0.0 | 0.0 | 0.2 |
| AP | 0.0 | 0.0 | 0.1 | 0.1 | 0.0 | 0.0 | 0.0 | 0.7 | 0.1 | 0.0 |
| PY | 0.0 | 0.0 | 0.0 | 0.0 | 0.0 | 0.0 | 0.0 | 0.0 | 0.0 | 0.0 |
| NS | 0.0 | 0.0 | 0.0 | 0.0 | 0.0 | 0.0 | 0.0 | 0.0 | 0.0 | 0.0 |
| KS | 0.0 | 0.0 | 0.0 | 0.0 | 0.0 | 0.0 | 0.0 | 0.0 | 0.0 | 0.0 |
| RU | 0.0 | 0.0 | 0.0 | 0.0 | 0.0 | 0.0 | 0.0 | 0.0 | 0.0 | 0.0 |
| CC | 0.0 | 0.0 | 0.0 | 0.0 | 0.0 | 0.0 | 0.0 | 0.0 | 0.0 | 0.0 |
| RECAST TO 100% | | | | | | | | | | |
| AB | 1 | 0 | 23 | 40 | 54 | 53 | 0 | 31 | 50 | 4 |
| OR | 90 | 98 | 72 | 56 | 42 | 43 | 0 | 31 | 47 | 94 |
| AN | 9 | 2 | 6 | 3 | 4 | 4 | 0 | 38 | 3 | 2 |
| RECAST TO 100% | | | | | | | | | | |
| Q | 90 | 58 | 49 | 47 | 47 | 47 | 0 | 12 | 52 | 52 |
| OR | 9 | 41 | 37 | 30 | 22 | 23 | 0 | 27 | 22 | 45 |
| AN+AB | 1 | 1 | 14 | 23 | 31 | 30 | 0 | 61 | 26 | 3 |

| SAMPLE | RR0201MT | RR0202MT | RR0875MT | RR0876MT | RR0877MT | RR0878MT | RR0879MT | RR0880MT | RR0881MT | RR0882MT |
|---|---|---|---|---|---|---|---|---|---|---|
| F | 140 | 190 | 690 | 520 | 630 | 360 | --- | 940 | 480 | 590 |
| CO | --- | --- | --- | --- | --- | --- | --- | --- | --- | --- |
| NI | --- | --- | --- | --- | --- | --- | --- | --- | --- | --- |
| CU | 13 | 180 | 28 | 6 | 7 | 7 | 7 | 9 | 6 | 5 |
| ZN | 9 | 150 | 170 | 150 | 180 | 110 | 200 | 84 | 95 | 100 |
| MO | 0 | 12 | 0 | 0 | 0 | 0 | 0 | 0 | 0 | 0 |
| AG | 0 | 1 | 0 | 0 | 0 | 0 | 0 | 0 | 0 | 0 |
| SN | 0 | 3 | 3 | 5 | 5 | 5 | 25 | 0 | 5 | 5 |
| SB | 1.8 | 1.6 | 0.5 | 1.0 | 0.8 | 1.2 | 49.0 | 0.4 | 0.9 | 4.9 |
| W | 1 | 2 | 5 | 0 | 3 | 4 | 1 | 0 | 0 | 3 |
| BI | 0.3 | 0.4 | 0.8 | 0.6 | 0.4 | 0.2 | 0.8 | 0.1 | 0.3 | -0.1 |
| PB | 0 | 3 | 4 | 2 | 0 | 2 | 420 | 1 | 3 | 3 |
| U | 4.9 | 26.0 | 8.9 | 14.0 | 14.0 | 9.8 | --- | 1.7 | 11.0 | 13.0 |
| TH | 5 | 16 | 30 | 34 | 36 | 39 | --- | 190 | 39 | 47 |

| SAMPLE | RR0883MT | RR0884MT | RR0885MT | RR0886MT | RR0887MT | RR0888MT |
|---|---|---|---|---|---|---|
| SIO2 | 74.9 | 78.4 | 75.8 | 73.3 | 74.6 | 76.3 |
| AL203 | 11.1 | 9.68 | 11.0 | 11.6 | 10.7 | 9.27 |
| CAO | 0.17 | 0.68 | 0.17 | 0.82 | 0.49 | 0.64 |
| MGO | 0.21 | 0.18 | 0.53 | 0.15 | 0.00 | 0.76 |
| NA2O | 0.00 | 2.65 | 0.00 | 0.43 | 2.05 | 1.88 |
| K2O | 7.70 | 2.25 | 6.68 | 5.99 | 5.50 | 1.54 |
| FEO | 1.64 | 2.38 | 1.47 | 3.32 | 2.79 | 5.59 |
| MNO | 0.14 | 0.14 | 0.14 | 0.13 | 0.14 | 0.26 |
| TIO2 | 0.06 | 0.43 | 0.06 | 0.27 | 0.23 | 0.33 |
| P2O5 | 0.00 | 0.05 | 0.01 | 0.02 | 0.02 | 0.11 |
| L.O.I. | 1.00 | 0.62 | 1.15 | 1.00 | 0.15 | 1.00 |
| SUM | 97.1 | 98.0 | 97.2 | 97.4 | 97.0 | 98.3 |
| FEO/MGO | 7.98 | 13.02 | 2.77 | 22.49 | — | 7.31 |
| K2O/K2O+NA2O | 1.00 | 0.44 | 1.00 | 0.93 | 0.73 | 0.45 |

NORMATIVE MINERAL COMPOSITION (WEIGHT PERCENT)
[IRVINE & BARAGAR, CAN. JOUR. EARTHSCI. 8, 523(1971)]

| | | | | | | |
|---|---|---|---|---|---|---|
| Q | 46.5 | 53.1 | 51.1 | 47.1 | 41.7 | 56.5 |
| C | 2.5 | 1.5 | 3.6 | 3.0 | 0.5 | 3.7 |
| OR | 47.4 | 13.6 | 41.1 | 36.8 | 33.6 | 9.4 |
| AB | 0.0 | 24.7 | 0.0 | 3.8 | 18.0 | 16.4 |
| AN | 0.9 | 3.2 | 0.8 | 4.1 | 2.4 | 2.5 |
| LC | 0.0 | 0.0 | 0.0 | 0.0 | 0.0 | 0.0 |
| NE | 0.0 | 0.0 | 0.0 | 0.0 | 0.0 | 0.0 |
| KP | 0.0 | 0.0 | 0.0 | 0.0 | 0.0 | 0.0 |
| AC | 0.0 | 0.0 | 0.0 | 0.0 | 0.0 | 0.0 |
| DI | 0.0 | 0.0 | 0.0 | 0.0 | 0.0 | 0.0 |
| HE | 0.0 | 0.0 | 0.0 | 0.0 | 0.0 | 0.0 |
| EN | 0.3 | 0.1 | 1.1 | 0.2 | 0.0 | 1.6 |
| FS | 0.4 | 0.4 | 0.3 | 1.7 | 0.7 | 6.3 |
| FO | 0.0 | 0.0 | 0.0 | 0.0 | 0.0 | 0.0 |
| FA | 0.0 | 0.0 | 0.0 | 0.0 | 0.0 | 0.0 |
| WO | 0.0 | 0.0 | 0.0 | 0.0 | 0.0 | 0.0 |
| LA | 0.0 | 0.0 | 0.0 | 0.0 | 0.0 | 0.0 |
| MT | 1.1 | 1.3 | 0.5 | 2.7 | 2.6 | 2.7 |
| IL | 0.1 | 0.8 | 0.1 | 0.5 | 0.5 | 0.6 |
| CR | 0.0 | 0.0 | 0.0 | 0.0 | 0.0 | 0.0 |
| HM | 0.9 | 1.1 | 1.3 | 0.0 | 0.0 | 0.0 |
| AP | 0.0 | 0.1 | 0.0 | 0.1 | 0.0 | 0.3 |
| PY | 0.0 | 0.0 | 0.0 | 0.0 | 0.0 | 0.0 |
| NS | 0.0 | 0.0 | 0.0 | 0.0 | 0.0 | 0.0 |
| KS | 0.0 | 0.0 | 0.0 | 0.0 | 0.0 | 0.0 |
| RU | 0.0 | 0.0 | 0.0 | 0.0 | 0.0 | 0.0 |
| CC | 0.0 | 0.0 | 0.0 | 0.0 | 0.0 | 0.0 |
| RECAST TO 100% | | | | | | |
| AB | 0 | 60 | 0 | 8 | 33 | 58 |
| OR | 98 | 33 | 98 | 82 | 62 | 33 |
| AN | 2 | 8 | 2 | 9 | 4 | 9 |
| RECAST TO 100% | | | | | | |
| Q | 49 | 56 | 55 | 51 | 44 | 67 |
| OR | 50 | 14 | 44 | 40 | 35 | 11 |
| AN+AB | 1 | 30 | 1 | 9 | 21 | 22 |

| SAMPLE | RR0883MT | RR0884MT | RR0885MT | RR0886MT | RR0887MT | RR0888MT |
|---|---|---|---|---|---|---|
| F | 470 | 290 | 450 | 280 | 260 | 320 |
| CO | --- | --- | --- | --- | --- | --- |
| NI | --- | --- | --- | --- | --- | --- |
| CU | 4 | 21 | 27 | 17 | 17 | 20 |
| ZN | 27 | 87 | 59 | 180 | 64 | 110 |
| MO | 0 | 0 | 0 | 0 | 0 | 0 |
| AG | 0 | 0 | 0 | 0 | 0 | 0 |
| SN | 15 | 0 | 20 | 15 | 3 | 8 |
| SB | 8.0 | 1.4 | 1.8 | 0.9 | 0.3 | 0.6 |
| W | 3 | 4 | 0 | 3 | 0 | 3 |
| BI | -0.1 | 0.5 | 0.2 | 0.5 | 0.2 | 0.6 |
| PB | 3 | 2 | 4 | 2 | 2 | 4 |
| U | 16.0 | 130.0 | 13.0 | 320.0 | 18.0 | 85.0 |
| TH | 46 | 100 | 41 | 24 | 34 | 30 |

| SAMPLE | RF000100 | RA000600 | RA000700 | RX000800 | RD000900 | RD001200 | RD001300 | RD001400 | RC001500 | RC001600 |
|---|---|---|---|---|---|---|---|---|---|---|
| SIO2 | 43.4 | 73.7 | 59.2 | 59.9 | 75.0 | 74.1 | 76.2 | 60.3 | 87.3 | 87.9 |
| AL203 | 36.4 | 10.0 | 17.8 | 16.5 | 10.1 | 12.6 | 12.8 | 18.1 | 3.97 | 4.16 |
| CAO | 0.04 | 2.52 | 1.24 | 0.54 | 0.18 | 0.44 | 0.48 | 1.36 | 0.01 | 0.01 |
| MGO | 0.00 | 0.21 | 1.19 | 0.61 | 0.06 | 0.45 | 0.20 | 0.66 | 0.19 | 0.16 |
| NA20 | 0.00 | 0.75 | 1.70 | 1.79 | 0.59 | 3.89 | 4.42 | 0.97 | 0.00 | 0.00 |
| K20 | 4.09 | 4.54 | 11.9 | 9.85 | 6.55 | 4.60 | 3.83 | 12.4 | 2.39 | 2.00 |
| FEO | 7.08 | 3.18 | 3.09 | 4.30 | 3.63 | 1.51 | 1.41 | 2.96 | 2.00 | 1.68 |
| MNO | 0.06 | 0.09 | 0.19 | 0.07 | 0.08 | 0.12 | 0.09 | 0.08 | 0.03 | 0.03 |
| TIO2 | 0.61 | 0.22 | 0.18 | 0.76 | 0.21 | 0.18 | 0.17 | 0.17 | 0.28 | 0.15 |
| P205 | 0.06 | 0.02 | 0.03 | 0.25 | 0.03 | 0.03 | 0.03 | 0.05 | 0.12 | 0.05 |
| L.O.I. | 6.90 | 1.42 | 1.20 | 2.44 | 0.42 | 0.77 | 0.63 | 1.02 | 1.52 | 0.91 |
| SUM | 99.4 | 97.0 | 98.0 | 97.4 | 97.3 | 98.8 | 100.4 | 98.4 | 98.0 | 97.2 |
| FEO/MGO | --- | 14.80 | 2.60 | 7.04 | 65.62 | 3.34 | 6.98 | 4.47 | 19.40 | 10.59 |
| K20/K20+NA20 | 1.00 | 0.86 | 0.88 | 0.85 | 0.92 | 0.54 | 0.46 | 0.93 | 1.00 | 1.00 |

NORMATIVE MINERAL COMPOSITION (WEIGHT PERCENT)
[IRVINE & BARAGAR, CAN. JOUR. EARTHSCI. 8,523(1971)]

| | | | | | | | | | | |
|---|---|---|---|---|---|---|---|---|---|---|
| Q | 26.8 | 48.2 | 0.0 | 10.4 | 46.7 | 32.9 | 34.6 | 2.8 | 80.7 | 83.0 |
| C | 34.8 | 0.0 | 0.0 | 2.6 | 1.8 | 0.5 | 0.5 | 0.6 | 1.4 | 2.1 |
| OR | 26.3 | 28.1 | 72.6 | 61.4 | 40.1 | 27.7 | 22.7 | 75.6 | 14.6 | 12.3 |
| AB | 0.0 | 6.7 | 14.8 | 15.9 | 5.2 | 33.6 | 37.5 | 8.4 | 0.0 | 0.0 |
| AN | 0.0 | 11.1 | 5.9 | 1.1 | 0.8 | 2.1 | 2.2 | 6.6 | 0.0 | 0.0 |
| LC | 0.0 | 0.0 | 0.0 | 0.0 | 0.0 | 0.0 | 0.0 | 0.0 | 0.0 | 0.0 |
| NE | 0.0 | 0.0 | 0.0 | 0.0 | 0.0 | 0.0 | 0.0 | 0.0 | 0.0 | 0.0 |
| KP | 0.0 | 0.0 | 0.0 | 0.0 | 0.0 | 0.0 | 0.0 | 0.0 | 0.0 | 0.0 |
| AC | 0.0 | 0.0 | 0.0 | 0.0 | 0.0 | 0.0 | 0.0 | 0.0 | 0.0 | 0.0 |
| DI | 0.0 | 0.3 | 0.1 | 0.0 | 0.0 | 0.0 | 0.0 | 0.0 | 0.0 | 0.0 |
| HE | 0.0 | 1.4 | 0.1 | 0.0 | 0.0 | 0.0 | 0.0 | 0.0 | 0.0 | 0.0 |
| EN | 0.0 | 0.2 | 0.1 | 0.8 | 0.1 | 1.0 | 0.4 | 1.1 | 0.1 | 0.2 |
| FS | 7.4 | 1.0 | 0.1 | 2.2 | 2.3 | 0.2 | 0.1 | 1.9 | 0.2 | 0.2 |
| FO | 0.0 | 0.0 | 1.5 | 0.0 | 0.0 | 0.0 | 0.0 | 0.0 | 0.0 | 0.0 |
| FA | 0.0 | 0.0 | 1.8 | 0.0 | 0.0 | 0.0 | 0.0 | 0.0 | 0.0 | 0.0 |
| WO | 0.0 | 0.0 | 0.0 | 0.0 | 0.0 | 0.0 | 0.0 | 0.0 | 0.0 | 0.0 |
| LA | 0.0 | 0.0 | 0.0 | 0.0 | 0.0 | 0.0 | 0.0 | 0.0 | 0.0 | 0.0 |
| MT | 3.3 | 2.6 | 2.5 | 3.4 | 2.6 | 0.0 | 0.0 | 2.5 | 0.6 | 0.3 |
| IL | 1.3 | 0.4 | 0.4 | 1.5 | 0.4 | 0.3 | 0.2 | 0.3 | 0.5 | 0.3 |
| CR | 0.0 | 0.0 | 0.0 | 0.0 | 0.0 | 0.0 | 0.0 | 0.0 | 0.0 | 0.0 |
| HM | 0.0 | 0.0 | 0.0 | 0.0 | 0.0 | 1.7 | 1.6 | 0.0 | 1.4 | 1.5 |
| AP | 0.1 | 0.0 | 0.1 | 0.6 | 0.1 | 0.1 | 0.1 | 0.1 | 0.3 | 0.1 |
| PY | 0.0 | 0.0 | 0.0 | 0.0 | 0.0 | 0.0 | 0.0 | 0.0 | 0.0 | 0.0 |
| NS | 0.0 | 0.0 | 0.0 | 0.0 | 0.0 | 0.0 | 0.0 | 0.0 | 0.0 | 0.0 |
| KS | 0.0 | 0.0 | 0.0 | 0.0 | 0.0 | 0.0 | 0.0 | 0.0 | 0.0 | 0.0 |
| RU | 0.0 | 0.0 | 0.0 | 0.0 | 0.0 | 0.0 | 0.1 | 0.0 | 0.0 | 0.0 |
| CC | 0.0 | 0.0 | 0.0 | 0.0 | 0.0 | 0.0 | 0.0 | 0.0 | 0.0 | 0.0 |
| RECAST TO 100% | | | | | | | | | | |
| AB | 0 | 15 | 16 | 20 | 11 | 53 | 60 | 9 | 0 | 0 |
| OR | 100 | 61 | 78 | 78 | 87 | 44 | 36 | 83 | 100 | 100 |
| AN | 0 | 24 | 6 | 1 | 2 | 3 | 4 | 7 | 0 | 0 |
| RECAST TO 100% | | | | | | | | | | |
| Q | 50 | 51 | 0 | 12 | 50 | 34 | 36 | 3 | 65 | 87 |
| OR | 50 | 30 | 78 | 69 | 43 | 29 | 23 | 81 | 15 | 13 |
| AN+AB | 0 | 19 | 22 | 19 | 6 | 37 | 41 | 16 | 0 | 0 |

| SAMPLE | F000100 | RA000600 | RA000700 | RX000800 | RD000900 | RD001200 | RD001300 | RD001400 | RC001500 | RC001600 |
|---|---|---|---|---|---|---|---|---|---|---|
| F | 530 | 9700 | 250 | 410 | 150 | 150 | 130 | 150 | 140 | 130 |
| CO | --- | --- | --- | --- | --- | --- | --- | --- | --- | --- |
| NI | --- | --- | --- | --- | --- | --- | --- | --- | --- | --- |
| CU | 6 | 20 | 29 | 62 | 22 | 42 | 88 | 22 | 40 | 52 |
| ZN | 38 | 120 | 70 | 320 | 140 | 110 | 140 | 72 | 14 | 10 |
| MO | 0 | 0 | 3 | 2020 | 6 | 3 | 0 | 4 | 11 | 4 |
| AG | 0 | 0 | 47 | 3 | 0 | 0 | 0 | 0 | 0 | 0 |
| SN | 10 | 8 | 0 | 3 | 3 | 0 | 0 | 0 | 0 | 0 |
| SB | --- | --- | --- | --- | --- | --- | --- | --- | --- | --- |
| W | 22 | 2 | 0 | 4 | 1 | 0 | 2 | 2 | 2 | 2 |
| BI | --- | --- | --- | --- | --- | --- | --- | --- | --- | --- |
| PB | 9 | 46 | 150 | 1130 | 180 | 270 | 321 | 46 | 100 | 85 |
| U | 13.0 | 8.0 | 1380.0 | 560.0 | 680.0 | 340.0 | 230.0 | 720.0 | 41.0 | 19.0 |
| TH | 78 | 30 | 23 | 17 | 12 | 36 | 25 | 4 | 110 | 36 |

| SAMPLE | RC001700 | RD085100 | RA085200 | RA085300 | RA085400 | RB250100 | RB250200 | RA250300 | RA250700 | RD251000 |
|---|---|---|---|---|---|---|---|---|---|---|
| SIO2 | 86.0 | 84.2 | 76.7 | 78.0 | 76.4 | 72.2 | 76.6 | 74.6 | 74.4 | 58.5 |
| AL203 | 3.44 | 6.68 | 10.4 | 6.44 | 10.2 | 11.7 | 9.94 | 8.42 | 10.4 | 17.1 |
| CAO | 0.01 | 0.08 | 0.09 | 3.65 | 0.35 | 0.14 | 0.53 | 0.52 | 0.53 | 1.47 |
| MGO | 0.34 | 0.23 | 0.18 | 0.89 | 0.05 | 0.03 | 0.30 | 0.01 | 0.19 | 1.13 |
| NA20 | 0.00 | 0.00 | 0.00 | 0.47 | 1.81 | 0.00 | 1.92 | 1.05 | 1.80 | 0.97 |
| K20 | 1.54 | 2.09 | 4.26 | 1.80 | 4.90 | 8.75 | 4.39 | 4.83 | 4.71 | 11.7 |
| FEO | 3.09 | 1.66 | 3.84 | 2.33 | 2.33 | 2.74 | 2.69 | 5.28 | 3.42 | 3.79 |
| MNO | 0.03 | 0.05 | 0.04 | 0.06 | 0.07 | 0.05 | 0.05 | 0.10 | 0.05 | 0.23 |
| TIO2 | 0.29 | 0.13 | 0.29 | 0.36 | 0.21 | 0.24 | 0.23 | 0.18 | 0.34 | 0.18 |
| P205 | 0.13 | 0.05 | 0.03 | 0.11 | 0.02 | 0.07 | 0.08 | 0.50 | 0.05 | 0.05 |
| L.O.I. | 1.83 | 1.78 | 2.25 | 2.67 | 0.49 | 1.12 | 1.03 | 1.08 | 0.75 | 1.98 |
| SUM | 97.0 | 97.2 | 98.5 | 97.0 | 97.1 | 97.3 | 98.1 | 97.2 | 97.1 | 97.6 |
| FEO/MGO | 9.19 | 7.13 | 21.21 | 2.61 | 42.79 | 93.40 | 8.86 | --- | 18.13 | 3.34 |
| K20/K20+NA20 | 1.00 | 1.00 | 1.00 | 0.79 | 0.73 | 1.00 | 0.70 | 0.82 | 0.72 | 0.92 |

NORMATIVE MINERAL COMPOSITION (WEIGHT PERCENT)
[IRVINE & BARAGAR, CAN. JOUR. EARTHSCI. 8, 523(1971)]

| | | | | | | | | | | |
|---|---|---|---|---|---|---|---|---|---|---|
| Q | 83.1 | 79.5 | 61.4 | 64.7 | 48.0 | 39.9 | 48.6 | 49.6 | 45.8 | 2.0 |
| C | 1.9 | 4.6 | 6.0 | 0.0 | 1.4 | 2.2 | 1.3 | 1.5 | 1.6 | 0.3 |
| OR | 9.5 | 13.0 | 26.2 | 11.3 | 30.0 | 53.8 | 26.7 | 29.8 | 28.9 | 72.5 |
| AB | 0.0 | 0.0 | 0.0 | 4.2 | 15.9 | 0.0 | 16.7 | 9.3 | 15.9 | 8.6 |
| AN | 0.0 | 0.1 | 0.3 | 10.7 | 1.7 | 0.2 | 2.2 | 0.0 | 2.4 | 7.3 |
| LC | 0.0 | 0.0 | 0.0 | 0.0 | 0.0 | 0.0 | 0.0 | 0.0 | 0.0 | 0.0 |
| NE | 0.0 | 0.0 | 0.0 | 0.0 | 0.0 | 0.0 | 0.0 | 0.0 | 0.0 | 0.0 |
| KP | 0.0 | 0.0 | 0.0 | 0.0 | 0.0 | 0.0 | 0.0 | 0.0 | 0.0 | 0.0 |
| AC | 0.0 | 0.0 | 0.0 | 0.0 | 0.0 | 0.0 | 0.0 | 0.0 | 0.0 | 0.0 |
| DI | 0.0 | 0.0 | 0.0 | 3.5 | 0.0 | 0.0 | 0.0 | 0.0 | 0.0 | 0.0 |
| HE | 0.0 | 0.0 | 0.0 | 1.8 | 0.0 | 0.0 | 0.0 | 0.0 | 0.0 | 0.0 |
| EN | 0.4 | 0.4 | 0.3 | 0.0 | 0.0 | 0.0 | 0.3 | 0.0 | 0.2 | 2.4 |
| FS | 1.4 | 0.3 | 2.5 | 0.0 | 0.2 | 0.5 | 1.0 | 5.6 | 1.6 | 3.8 |
| FO | 0.0 | 0.0 | 0.0 | 0.0 | 0.0 | 0.0 | 0.0 | 0.0 | 0.0 | 0.0 |
| FA | 0.0 | 0.0 | 0.0 | 0.0 | 0.0 | 0.0 | 0.0 | 0.0 | 0.0 | 0.0 |
| WO | 0.0 | 0.0 | 0.0 | 0.5 | 0.0 | 0.0 | 0.0 | 0.0 | 0.0 | 0.0 |
| LA | 0.0 | 0.0 | 0.0 | 0.0 | 0.0 | 0.0 | 0.0 | 0.0 | 0.0 | 0.0 |
| MT | 2.7 | 0.4 | 2.7 | 1.3 | 2.2 | 2.6 | 2.6 | 2.6 | 2.8 | 2.5 |
| IL | 0.6 | 0.3 | 0.6 | 0.7 | 0.4 | 0.5 | 0.4 | 0.4 | 0.7 | 0.4 |
| CR | 0.0 | 0.0 | 0.0 | 0.0 | 0.0 | 0.0 | 0.0 | 0.0 | 0.0 | 0.0 |
| HM | 0.0 | 1.4 | 0.0 | 1.1 | 0.3 | 0.0 | 0.0 | 0.0 | 0.0 | 0.0 |
| AP | 0.3 | 0.1 | 0.1 | 0.3 | 0.0 | 0.2 | 0.2 | 1.2 | 0.1 | 0.1 |
| PY | 0.0 | 0.0 | 0.0 | 0.0 | 0.0 | 0.0 | 0.0 | 0.0 | 0.0 | 0.0 |
| NS | 0.0 | 0.0 | 0.0 | 0.0 | 0.0 | 0.0 | 0.0 | 0.0 | 0.0 | 0.0 |
| KS | 0.0 | 0.0 | 0.0 | 0.0 | 0.0 | 0.0 | 0.0 | 0.0 | 0.0 | 0.0 |
| RU | 0.0 | 0.0 | 0.0 | 0.0 | 0.0 | 0.0 | 0.0 | 0.0 | 0.0 | 0.0 |
| CC | 0.0 | 0.0 | 0.0 | 0.0 | 0.0 | 0.0 | 0.0 | 0.0 | 0.0 | 0.0 |
| RECAST TO 100% | | | | | | | | | | |
| AB | 0 | 0 | 0 | 16 | 33 | 0 | 37 | 24 | 34 | 10 |
| OR | 100 | 99 | 99 | 43 | 63 | 100 | 59 | 76 | 61 | 82 |
| AN | 0 | 1 | 1 | 41 | 4 | 0 | 5 | 0 | 5 | 8 |
| RECAST TO 100% | | | | | | | | | | |
| Q | 90 | 86 | 70 | 71 | 50 | 42 | 52 | 56 | 49 | 2 |
| OR | 10 | 14 | 30 | 12 | 31 | 57 | 28 | 34 | 31 | 80 |
| AN+AB | 0 | 0 | 0 | 16 | 18 | 0 | 20 | 10 | 20 | 18 |

| SAMPLE | C001700 | RD085100 | RA085200 | RA085300 | RA085400 | RB250100 | RB250200 | RA250300 | RA250700 | RD251000 |
|---|---|---|---|---|---|---|---|---|---|---|
| F | 140 | 340 | 250 | 19000 | 170 | 340 | 140 | 270 | 210 | 280 |
| CO | --- | --- | --- | --- | --- | --- | --- | --- | --- | --- |
| NI | --- | --- | --- | --- | --- | --- | --- | --- | --- | --- |
| CU | 55 | 8 | 8 | 10 | 10 | 25 | 14 | 18 | 22 | 34 |
| ZN | 15 | 34 | 77 | 82 | 56 | 95 | 200 | 140 | 110 | 81 |
| MO | 5 | 0 | 3 | 640 | 0 | 12 | 14 | 29 | 6 | 3 |
| AG | 0 | 0 | 0 | 4 | 0 | 0 | 0 | 0 | 0 | 55 |
| SN | 0 | 8 | 15 | 3 | 5 | 5 | 3 | 8 | 15 | 0 |
| SB | --- | --- | --- | --- | --- | --- | --- | --- | --- | --- |
| W | 2 | 1 | 2 | 3 | 1 | 3 | 2 | 8 | 4 | 0 |
| BI | --- | --- | --- | --- | --- | --- | --- | --- | --- | --- |
| PB | 71 | 18 | 77 | 56 | 29 | 210 | 270 | 180 | 34 | 150 |
| U | 83.0 | 130.0 | 19.0 | 110.0 | 20.0 | 35.0 | 9.0 | 98.0 | 69.0 | 1760.0 |
| TH | 210 | 9 | 37 | 24 | 34 | 110 | 130 | 890 | 37 | 23 |

| SAMPLE | RR001800 | RR002000 | RR002100 | RC002200 | RC002300 | RR027100 | RF027300 | RR027600 | RE028400 | RE028600 |
|---|---|---|---|---|---|---|---|---|---|---|
| SIO2 | 75.1 | 76.8 | 45.7 | 78.1 | 73.7 | 47.9 | -1000.00 | 76.3 | 79.6 | 68.2 |
| AL203 | 11.8 | 11.8 | 18.7 | 8.74 | 8.75 | 14.1 | -1000.00 | 11.7 | 9.36 | 15.1 |
| CAO | 0.52 | 0.88 | 2.55 | 0.22 | 0.14 | 7.52 | -1000.00 | 0.28 | 1.69 | 0.96 |
| MGO | 0.50 | 0.59 | 4.63 | 0.50 | 0.60 | 5.67 | -1000.00 | 0.11 | 1.14 | 2.02 |
| NA20 | 4.29 | 1.14 | 0.86 | 1.29 | 0.64 | 4.05 | -1000.00 | 2.59 | 2.55 | 3.34 |
| K20 | 2.56 | 5.10 | 6.13 | 4.96 | 5.63 | 1.02 | -1000.00 | 5.50 | 0.85 | 2.55 |
| FEO | 2.48 | 1.42 | 12.8 | 2.41 | 2.26 | 12.1 | 1259.7 | 1.31 | 1.61 | 3.77 |
| MNO | 0.30 | 0.10 | 0.98 | 0.04 | 0.04 | 0.36 | -1000.00 | 0.05 | 0.11 | 0.14 |
| TIO2 | 0.10 | 0.11 | 3.75 | 0.12 | 0.12 | 2.50 | -1000.00 | 0.17 | 0.51 | 0.75 |
| P205 | 0.02 | 0.02 | 0.56 | 0.02 | 0.02 | 0.34 | -1000.00 | 0.03 | 0.07 | 0.15 |
| L.O.I. | 1.08 | 1.08 | 2.85 | 0.54 | 0.77 | 3.08 | 100.00 | 0.31 | 1.08 | 2.46 |
| SUM | 99.1 | 99.1 | 100.9 | 97.2 | 92.9 | 100.0 | 1500.0 | 98.5 | 98.7 | 99.9 |
| FEO/MGO | 4.94 | 2.41 | 2.77 | 4.82 | 3.78 | 2.13 | — | 11.64 | 1.42 | 1.81 |
| K20/K20+NA20 | 0.37 | 0.82 | 0.98 | 0.79 | 0.90 | 0.20 | — | 0.68 | 0.25 | 0.43 |

NORMATIVE MINERAL COMPOSITION (WEIGHT PERCENT)
[IRVINE & BARAGAR, CAN. JOUR. EARTHSCI. 8,523(1971)]

| | | | | | | | | | | |
|---|---|---|---|---|---|---|---|---|---|---|
| Q | 38.9 | 48.8 | 3.8 | 52.0 | 51.2 | 0.0 | 1.7 | 40.2 | 57.7 | 34.9 |
| C | 1.1 | 2.9 | 7.5 | 0.9 | 1.5 | 0.0 | 0.3 | 1.0 | 1.4 | 5.6 |
| OR | 15.5 | 30.8 | 36.9 | 30.3 | 36.1 | 6.2 | 0.0 | 33.1 | 5.1 | 15.4 |
| AB | 37.0 | 9.8 | 7.4 | 11.3 | 5.8 | 35.4 | 0.0 | 22.3 | 22.1 | 28.9 |
| AN | 2.5 | 4.3 | 9.1 | 1.0 | 0.6 | 17.8 | 0.0 | 1.2 | 8.1 | 3.9 |
| LC | 0.0 | 0.0 | 0.0 | 0.0 | 0.0 | 0.0 | 0.0 | 0.0 | 0.0 | 0.0 |
| NE | 0.0 | 0.0 | 0.0 | 0.0 | 0.0 | 0.0 | 0.0 | 0.0 | 0.0 | 0.0 |
| KP | 0.0 | 0.0 | 0.0 | 0.0 | 0.0 | 0.0 | 0.0 | 0.0 | 0.0 | 0.0 |
| AC | 0.0 | 0.0 | 0.0 | 0.0 | 0.0 | 0.0 | 0.0 | 0.0 | 0.0 | 0.0 |
| DI | 0.0 | 0.0 | 0.0 | 0.0 | 0.0 | 7.7 | 7.4 | 0.0 | 0.0 | 0.0 |
| HE | 0.0 | 0.0 | 0.0 | 0.0 | 0.0 | 7.6 | 29.2 | 0.0 | 0.0 | 0.0 |
| EN | 0.8 | 1.4 | 7.8 | 0.7 | 0.9 | 2.0 | 22.3 | 0.2 | 2.8 | 3.7 |
| FS | 1.6 | 0.2 | 11.2 | 1.0 | 0.9 | 2.3 | 0.0 | 0.1 | 0.2 | 2.4 |
| FO | 0.0 | 0.0 | 0.0 | 0.0 | 0.0 | 4.1 | 0.0 | 0.0 | 0.0 | 0.0 |
| FA | 0.0 | 0.0 | 0.0 | 0.0 | 0.0 | 5.2 | 0.0 | 0.0 | 0.0 | 0.0 |
| WO | 0.0 | 0.0 | 0.0 | 0.0 | 0.0 | 0.0 | 0.0 | 0.0 | 0.0 | 0.0 |
| LA | 0.0 | 0.0 | 0.0 | 0.0 | 0.0 | 0.0 | 2.9 | 0.0 | 0.0 | 0.0 |
| MT | 2.4 | 0.0 | 7.7 | 2.4 | 2.5 | 6.0 | 3.2 | 0.0 | 0.0 | 3.3 |
| IL | 0.2 | 0.2 | 7.2 | 0.2 | 0.2 | 4.9 | 4.3 | 0.1 | 0.2 | 1.5 |
| CR | 0.0 | 0.0 | 0.0 | 0.0 | 0.0 | 0.0 | 5.5 | 0.0 | 0.0 | 0.0 |
| HM | 0.0 | 1.6 | 0.0 | 0.0 | 0.0 | 0.0 | 5.4 | 1.5 | 1.8 | 0.0 |
| AP | 0.1 | 0.0 | 1.3 | 0.0 | 0.0 | 0.8 | 7.5 | 0.1 | 0.2 | 0.4 |
| PY | 0.0 | 0.0 | 0.0 | 0.0 | 0.0 | 0.0 | 0.0 | 0.0 | 0.0 | 0.0 |
| NS | 0.0 | 0.0 | 0.0 | 0.0 | 0.0 | 0.0 | 0.0 | 0.0 | 0.0 | 0.0 |
| KS | 0.0 | 0.0 | 0.0 | 0.0 | 0.0 | 0.0 | 6.2 | 0.0 | 0.0 | 0.0 |
| RU | 0.0 | 0.0 | 0.0 | 0.0 | 0.0 | 0.0 | 5.2 | 0.1 | 0.4 | 0.0 |
| CC | 0.0 | 0.0 | 0.0 | 0.0 | 0.0 | 0.0 | 0.0 | 0.0 | 0.0 | 0.0 |
| RECAST TO 100% | | | | | | | | | | |
| AB | 67 | 22 | 14 | 26 | 14 | 60 | 0 | 39 | 63 | 60 |
| OR | 28 | 69 | 69 | 71 | 85 | 10 | 0 | 58 | 15 | 32 |
| AN | 5 | 10 | 17 | 2 | 1 | 30 | 0 | 2 | 23 | 8 |
| RECAST TO 100% | | | | | | | | | | |
| Q | 41 | 52 | 7 | 55 | 55 | 0 | 100 | 42 | 62 | 42 |
| OR | 16 | 33 | 64 | 32 | 39 | 10 | 0 | 34 | 6 | 19 |
| AN+AB | 42 | 15 | 29 | 13 | 7 | 90 | 0 | 24 | 32 | 39 |

| SAMPLE | R001800 | RR002000 | RR002100 | RC002200 | RC002300 | RR027100 | RF027300 | RR027600 | RE028400 | RE028600 |
|---|---|---|---|---|---|---|---|---|---|---|
| F | 280 | 580 | 1500 | 260 | 360 | 560 | --- | 210 | 380 | 640 |
| CO | --- | --- | --- | --- | --- | 29 | --- | 0 | 11 | 30 |
| NI | --- | --- | --- | --- | --- | 15 | --- | 6 | 17 | 24 |
| CU | 22 | 31 | 59 | 9 | 11 | 50 | 15 | 10 | 11 | 13 |
| ZN | 220 | 47 | 250 | 74 | 87 | 180 | 77 | 36 | 17 | 39 |
| MO | --- | --- | --- | --- | --- | 0 | 0 | 0 | 0 | 0 |
| AG | 10 | 2 | 0 | 0 | 0 | 0 | 1 | 0 | 1 | 0 |
| SN | 0 | 0 | 0 | 3 | 3 | 0 | 0 | 0 | 0 | 0 |
| SB | --- | --- | --- | --- | --- | --- | --- | --- | --- | --- |
| W | 0 | 0 | 17 | 3 | 0 | 0 | 1 | 0 | 0 | 7 |
| BI | --- | --- | --- | --- | --- | -0.1 | --- | 0.1 | 0.2 | 1.1 |
| PB | 220 | 76 | 41 | 3 | 3 | 6 | 3 | 34 | 9 | 29 |
| U | 1390.0 | 2060.0 | 187.0 | 5.8 | 4.6 | 0.9 | 1.4 | 7.1 | 26.0 | 355.0 |
| TH | 0 | 0 | 0 | 25 | 27 | 0 | 7 | 27 | 8 | 0 |

| SAMPLE | RE028800 | RC028900 | RA029000 | RR029100 | RE029400 | RR029500 | RR029600 | RR029700 | RR029800 | RR029900 |
|---|---|---|---|---|---|---|---|---|---|---|
| SIO2 | 68.1 | 45.7 | 45.9 | 75.1 | 64.8 | -1000.00 | 80.5 | 76.6 | 43.8 | 75.3 |
| AL203 | 14.2 | 14.7 | 15.9 | 12.5 | 12.4 | -1000.00 | 8.86 | 10.9 | 15.2 | 12.4 |
| CAO | 0.65 | 6.22 | 9.71 | 0.28 | 7.31 | -1000.00 | 0.06 | 0.77 | 7.15 | 3.11 |
| MGO | 2.02 | 6.39 | 8.23 | 0.22 | 1.74 | -1000.00 | 0.52 | 0.56 | 5.87 | 1.15 |
| NA2O | 1.93 | 3.34 | 2.21 | 2.50 | 1.22 | -1000.00 | 0.60 | 2.97 | 3.69 | 1.08 |
| K2O | 3.41 | 1.21 | 0.88 | 5.32 | 1.99 | -1000.00 | 1.73 | 2.22 | 0.37 | 2.13 |
| FEO | 2.96 | 14.6 | 10.7 | 1.57 | 2.72 | 305.9 | 2.44 | 1.32 | 11.5 | 1.65 |
| MNO | 0.07 | 0.25 | 0.25 | 0.04 | 0.11 | -1000.00 | 0.04 | 0.05 | 0.61 | 0.06 |
| TIO2 | 0.77 | 2.66 | 1.81 | 0.25 | 0.84 | -1000.00 | 0.57 | 0.10 | 3.95 | 0.17 |
| P2O5 | 0.11 | 0.35 | 0.24 | 0.05 | 0.16 | -1000.00 | 0.07 | 0.03 | 2.15 | 0.03 |
| L.O.I. | 2.62 | 2.69 | 3.00 | 0.46 | 6.23 | 100.00 | 3.15 | 1.69 | 3.15 | 1.77 |
| SUM | 97.2 | 99.8 | 100.0 | 98.5 | 99.8 | 440.0 | 98.8 | 97.3 | 98.7 | 99.1 |
| FEO/MGO | 1.47 | 2.29 | 1.30 | 7.26 | 1.56 | -- | 4.73 | 2.37 | 1.97 | 1.44 |
| K2O/K2O+NA2O | 0.64 | 0.27 | 0.28 | 0.68 | 0.62 | -- | 0.74 | 0.43 | 0.09 | 0.66 |

NORMATIVE MINERAL COMPOSITION (WEIGHT PERCENT)
[IRVINE & BARAGAR, CAN. JOUR. EARTHSCI. 8,523(1971)]

| | | | | | | | | | | |
|---|---|---|---|---|---|---|---|---|---|---|
| Q | 41.9 | 0.0 | 0.0 | 40.1 | 37.4 | 1.6 | 72.7 | 50.6 | 2.0 | 54.0 |
| C | 6.8 | 0.0 | 0.0 | 2.3 | 0.0 | 0.1 | 6.3 | 2.3 | 0.9 | 2.8 |
| OR | 21.2 | 7.4 | 5.3 | 32.1 | 12.5 | 0.0 | 10.7 | 13.7 | 2.3 | 12.9 |
| AB | 17.2 | 29.2 | 19.3 | 21.6 | 11.0 | 0.0 | 5.3 | 26.3 | 32.4 | 9.4 |
| AN | 2.7 | 22.3 | 31.8 | 1.1 | 24.0 | 0.0 | 0.0 | 3.8 | 22.2 | 15.6 |
| LC | 0.0 | 0.0 | 0.0 | 0.0 | 0.0 | 0.0 | 0.0 | 0.0 | 0.0 | 0.0 |
| NE | 0.0 | 0.0 | 0.0 | 0.0 | 0.0 | 0.0 | 0.0 | 0.0 | 0.0 | 0.0 |
| KP | 0.0 | 0.0 | 0.0 | 0.0 | 0.0 | 41.1 | 0.0 | 0.0 | 0.0 | 0.0 |
| AC | 0.0 | 0.0 | 0.0 | 0.0 | 0.0 | 2.3 | 0.0 | 0.0 | 0.0 | 0.0 |
| DI | 0.0 | 2.9 | 8.2 | 0.0 | 8.1 | 33.0 | 0.0 | 0.0 | 0.0 | 0.0 |
| HE | 0.0 | 3.2 | 5.0 | 0.0 | 2.2 | 19.5 | 0.0 | 0.0 | 0.0 | 0.0 |
| EN | 4.2 | 4.3 | 7.2 | 0.5 | 0.0 | 0.9 | 0.8 | 1.4 | 10.0 | 2.7 |
| FS | 1.5 | 5.5 | 5.1 | 0.1 | 0.0 | 0.0 | 0.7 | 0.1 | 9.1 | 0.4 |
| FO | 0.0 | 5.4 | 5.0 | 0.0 | 0.0 | 0.0 | 0.0 | 0.0 | 0.0 | 0.0 |
| FA | 0.0 | 7.5 | 3.9 | 0.0 | 0.0 | 0.0 | 0.0 | 0.0 | 0.0 | 0.0 |
| ND | 0.0 | 0.0 | 0.0 | 0.0 | 0.3 | 0.0 | 0.0 | 0.0 | 0.0 | 0.0 |
| LA | 0.0 | 0.0 | 0.0 | 0.0 | 0.0 | 0.0 | 0.0 | 0.0 | 0.0 | 0.0 |
| MT | 1.0 | 6.2 | 4.9 | 0.0 | 0.0 | 0.0 | 0.3 | 0.0 | 8.2 | 0.2 |
| IL | 1.5 | 5.2 | 3.5 | 0.1 | 1.6 | 1.0 | 1.1 | 0.1 | 7.8 | 0.3 |
| CR | 0.0 | 0.0 | 0.0 | 0.0 | 0.0 | 0.1 | 0.0 | 0.0 | 0.0 | 0.0 |
| HM | 1.7 | 0.0 | 0.0 | 1.8 | 2.5 | 0.0 | 1.9 | 1.5 | 0.0 | 1.6 |
| AP | 0.3 | 0.8 | 0.6 | 0.1 | 0.4 | 0.0 | 0.2 | 0.1 | 5.2 | 0.1 |
| PY | 0.0 | 0.0 | 0.0 | 0.0 | 0.0 | 0.0 | 0.0 | 0.0 | 0.0 | 0.0 |
| NS | 0.0 | 0.0 | 0.0 | 0.0 | 0.0 | 0.0 | 0.0 | 0.0 | 0.0 | 0.0 |
| KS | 0.0 | 0.0 | 0.0 | 0.0 | 0.0 | 0.0 | 0.0 | 0.0 | 0.0 | 0.0 |
| RU | 0.0 | 0.0 | 0.0 | 0.2 | 0.0 | 0.1 | 0.0 | 0.1 | 0.0 | 0.0 |
| CC | 0.0 | 0.0 | 0.0 | 0.0 | 0.0 | 0.0 | 0.0 | 0.0 | 0.0 | 0.0 |
| RECAST TO 100% | | | | | | | | | | |
| AB | 42 | 50 | 34 | 39 | 23 | 0 | 33 | 60 | 57 | 25 |
| OR | 52 | 13 | 9 | 59 | 26 | 0 | 67 | 31 | 4 | 34 |
| AN | 6 | 38 | 56 | 2 | 50 | 0 | 0 | 9 | 39 | 41 |
| RECAST TO 100% | | | | | | | | | | |
| Q | 51 | 0 | 0 | 42 | 44 | 100 | 82 | 54 | 3 | 59 |
| OR | 26 | 13 | 9 | 34 | 15 | 0 | 12 | 15 | 4 | 14 |
| AN+AB | 24 | 87 | 91 | 24 | 41 | 0 | 6 | 32 | 93 | 27 |

| SAMPLE | E028900 | RC028900 | RA029000 | RR029100 | RE029400 | RR029500 | RR029600 | RR029700 | RR029800 | RR029900 |
|---|---|---|---|---|---|---|---|---|---|---|
| F | 640 | 890 | 420 | 210 | 670 | 340 | 260 | 260 | 1600 | 350 |
| CO | 20 | 30 | 23 | 2 | 12 | --- | 6 | 0 | 27 | 2 |
| NI | 20 | 36 | 41 | 3 | 26 | --- | 19 | 5 | 2 | 3 |
| CU | 10 | 42 | 87 | 14 | 13 | 4 | 19 | 7 | 11 | 19 |
| ZN | 25 | 37 | 630 | 23 | 29 | 45 | 22 | 17 | 140 | 20 |
| MO | 0 | 0 | 0 | 0 | 0 | 0 | 0 | 0 | 0 | 0 |
| AG | 0 | 0 | 0 | 0 | 0 | 0 | 2 | 0 | 1 | 0 |
| SN | 0 | 0 | 0 | 0 | 0 | 0 | 3 | 0 | 0 | 3 |
| SB | --- | --- | --- | --- | --- | --- | --- | --- | --- | --- |
| W | 0 | 5 | 0 | 0 | 9 | 2 | 0 | 0 | 0 | 0 |
| BI | 0.8 | 0.2 | -0.1 | 0.2 | 0.6 | --- | 0.3 | -0.1 | -0.1 | 0.3 |
| PB | 7 | 0 | 69 | 60 | 4 | 15 | 2 | 0 | 0 | 0 |
| U | 83.0 | 0.8 | 0.4 | 5.6 | 45.0 | 3.5 | 2.4 | 4.1 | 1.2 | 6.0 |
| TH | 14 | 0 | 0 | 30 | 18 | 21 | 12 | 18 | 9 | 37 |

| SAMPLE | RR030000 | RR051600 | RR051700 | RR085500 | RR085600 | RR085700 | RR085800 | RR085900 | RR086000 | NC215100 |
|---|---|---|---|---|---|---|---|---|---|---|
| SIO2 | 74.1 | 60.9 | 56.6 | 62.9 | 76.0 | 36.7 | 77.0 | 73.1 | 71.4 | 68.8 |
| AL2O3 | 12.0 | 17.6 | 16.9 | 18.7 | 9.22 | 7.53 | 9.13 | 13.6 | 12.5 | 13.6 |
| CAO | 0.23 | 0.52 | 0.41 | 1.73 | 0.23 | 24.6 | 0.18 | 0.33 | 0.18 | 0.12 |
| MGO | 0.40 | 0.62 | 0.52 | 0.33 | 0.75 | 0.73 | 0.17 | 0.26 | 0.28 | 0.38 |
| NA2O | 2.22 | 1.57 | 1.13 | 7.53 | 0.47 | 0.92 | 0.64 | 6.44 | 1.31 | 1.60 |
| K2O | 5.37 | 12.1 | 11.5 | 4.13 | 6.45 | 1.40 | 6.50 | 1.28 | 7.50 | 5.10 |
| FEO | 1.52 | 2.06 | 1.78 | 2.10 | 3.22 | 3.36 | 2.36 | 2.12 | 2.96 | 1.04 |
| MNO | 0.04 | 0.07 | 0.06 | 0.18 | 0.38 | 0.20 | 0.09 | 0.20 | 0.34 | 0.04 |
| TIO2 | 0.21 | 0.16 | 0.13 | 0.21 | 0.10 | 0.51 | 0.10 | 0.16 | 0.15 | 0.10 |
| P2O5 | 0.04 | 0.17 | 0.18 | 0.05 | 0.02 | 7.86 | 0.04 | 0.03 | 0.02 | 0.01 |
| L.O.I. | 0.77 | 1.23 | 1.46 | 0.92 | 1.31 | 12.23 | 0.85 | 1.15 | 1.08 | 1.62 |
| SUM | 97.0 | 97.2 | 90.8 | 99.0 | 98.5 | 96.4 | 97.3 | 98.9 | 98.1 | 92.6 |
| FEO/MGO | 3.79 | 3.33 | 3.41 | 6.32 | 4.31 | 4.60 | 14.02 | 8.10 | 10.45 | 2.77 |
| K2O/K2O+NA2O | 0.71 | 0.88 | 0.91 | 0.35 | 0.93 | 0.60 | 0.91 | 0.17 | 0.85 | 0.76 |

NORMATIVE MINERAL COMPOSITION (WEIGHT PERCENT)
[IRVINE & BARAGAR, CAN. JOUR. EARTHSCI. 8,523(1971)]

| | | | | | | | | | | |
|---|---|---|---|---|---|---|---|---|---|---|
| Q | 41.1 | 4.2 | 5.3 | 0.0 | 47.2 | 7.9 | 49.4 | 30.4 | 34.6 | 43.1 |
| C | 2.3 | 1.5 | 2.5 | 0.0 | 1.1 | 0.0 | 0.8 | 1.1 | 2.0 | 5.8 |
| OR | 33.0 | 74.2 | 76.1 | 24.9 | 39.3 | 9.8 | 39.9 | 7.7 | 45.8 | 33.2 |
| AB | 19.5 | 13.8 | 10.7 | 64.6 | 4.1 | 9.2 | 5.7 | 55.7 | 11.5 | 14.8 |
| AN | 0.9 | 1.5 | 0.9 | 5.2 | 1.0 | 14.6 | 0.6 | 1.5 | 0.8 | 0.6 |
| LC | 0.0 | 0.0 | 0.0 | 0.0 | 0.0 | 0.0 | 0.0 | 0.0 | 0.0 | 0.0 |
| NE | 0.0 | 0.0 | 0.0 | 0.2 | 0.0 | 0.0 | 0.0 | 0.0 | 0.0 | 0.0 |
| KP | 0.0 | 0.0 | 0.0 | 0.0 | 0.0 | 0.0 | 0.0 | 0.0 | 0.0 | 0.0 |
| AC | 0.0 | 0.0 | 0.0 | 0.0 | 0.0 | 0.0 | 0.0 | 0.0 | 0.0 | 0.0 |
| DI | 0.0 | 0.0 | 0.0 | 0.8 | 0.0 | 2.6 | 0.0 | 0.0 | 0.0 | 0.0 |
| HE | 0.0 | 0.0 | 0.0 | 1.2 | 0.0 | 3.9 | 0.0 | 0.0 | 0.0 | 0.0 |
| EN | 1.0 | 1.0 | 1.0 | 0.0 | 1.5 | 0.0 | 0.2 | 0.2 | 0.4 | 1.0 |
| FS | 0.1 | 0.8 | 0.5 | 0.0 | 3.1 | 0.0 | 0.7 | 0.6 | 2.1 | 0.1 |
| FO | 0.0 | 0.0 | 0.0 | 0.0 | 0.0 | 0.0 | 0.0 | 0.0 | 0.0 | 0.0 |
| FA | 0.0 | 0.0 | 0.0 | 0.0 | 0.0 | 0.0 | 0.0 | 0.0 | 0.0 | 0.0 |
| WO | 0.0 | 0.0 | 0.0 | 0.4 | 0.0 | 25.7 | 0.0 | 0.0 | 0.0 | 0.0 |
| LA | 0.0 | 0.0 | 0.0 | 0.0 | 0.0 | 0.0 | 0.0 | 0.0 | 0.0 | 0.0 |
| MT | 0.0 | 1.6 | 0.9 | 1.8 | 2.4 | 3.5 | 2.4 | 2.2 | 2.5 | 0.0 |
| IL | 0.1 | 0.3 | 0.3 | 0.4 | 0.2 | 1.2 | 0.2 | 0.3 | 0.3 | 0.1 |
| CR | 0.0 | 0.0 | 0.0 | 0.0 | 0.0 | 0.0 | 0.0 | 0.0 | 0.0 | 0.0 |
| HM | 1.8 | 0.6 | 1.2 | 0.5 | 0.0 | 0.0 | 0.0 | 0.2 | 0.0 | 1.3 |
| AP | 0.1 | 0.4 | 0.5 | 0.1 | 0.1 | 21.7 | 0.1 | 0.1 | 0.1 | 0.0 |
| PY | 0.0 | 0.0 | 0.0 | 0.0 | 0.0 | 0.0 | 0.0 | 0.0 | 0.0 | 0.0 |
| NS | 0.0 | 0.0 | 0.0 | 0.0 | 0.0 | 0.0 | 0.0 | 0.0 | 0.0 | 0.0 |
| KS | 0.0 | 0.0 | 0.0 | 0.0 | 0.0 | 0.0 | 0.0 | 0.0 | 0.0 | 0.0 |
| RU | 0.2 | 0.0 | 0.0 | 0.0 | 0.0 | 0.0 | 0.0 | 0.0 | 0.0 | 0.1 |
| CC | 0.0 | 0.0 | 0.0 | 0.0 | 0.0 | 0.0 | 0.0 | 0.0 | 0.0 | 0.0 |
| RECAST TO 100% | | | | | | | | | | |
| AB | 37 | 15 | 12 | 68 | 9 | 27 | 12 | 86 | 20 | 31 |
| OR | 62 | 83 | 87 | 26 | 88 | 29 | 86 | 12 | 79 | 68 |
| AN | 2 | 2 | 1 | 5 | 2 | 43 | 1 | 2 | 1 | 1 |
| RECAST TO 100% | | | | | | | | | | |
| Q | 43 | 4 | 6 | 0 | 52 | 19 | 52 | 32 | 37 | 47 |
| OR | 35 | 79 | 82 | 26 | 43 | 24 | 42 | 8 | 49 | 36 |
| AN+AB | 22 | 16 | 12 | 74 | 6 | 57 | 7 | 60 | 13 | 17 |

| SAMPLE | R030000 | RR051600 | RR051700 | RR085500 | RR085600 | RD085700 | RR085800 | RR085900 | RR086000 | RC215100 |
|---|---|---|---|---|---|---|---|---|---|---|
| F | 410 | 200 | 220 | 180 | 150 | 7000 | 140 | 110 | 0 | 580 |
| CO | 2 | --- | --- | --- | --- | --- | --- | --- | --- | --- |
| NI | 4 | --- | --- | --- | --- | --- | --- | --- | --- | --- |
| CU | 7 | 690 | 1700 | 180 | 110 | 74 | 22 | 81 | 72 | 7 |
| ZN | 6 | 710 | 1100 | 110 | 580 | 28 | 130 | 230 | 190 | 21 |
| MO | 0 | --- | --- | --- | --- | --- | --- | --- | --- | --- |
| AG | 0 | 36 | 98 | 0 | 11 | 0 | 7 | 0 | 0 | 0 |
| SN | 0 | 3 | 3 | 0 | 0 | 0 | 0 | 0 | 0 | 3 |
| SB | --- | --- | --- | --- | --- | --- | --- | --- | --- | --- |
| W | 4 | 0 | 0 | 12 | 0 | 14 | 0 | 0 | 13 | 4 |
| BI | -0.1 | --- | --- | --- | --- | --- | --- | --- | --- | --- |
| PB | 0 | 1400 | 1900 | 72 | 360 | 21 | 220 | 260 | 240 | 2 |
| U | 5.0 | 8710.0 | 15160.0 | 360.0 | 3850.0 | 83.0 | 2320.0 | 305.0 | 515.0 | 4.6 |
| TH | 25 | --- | --- | 36 | 0 | 18 | 0 | 9 | 0 | 36 |

| SAMPLE | RR215200 | RR215300 | RR215400 | RR002700 | RR002800 | RR007000 | RR007200 | RR007300 | RR007400 | RR007500 |
|---|---|---|---|---|---|---|---|---|---|---|
| SIO2 | 84.9 | 79.0 | 68.1 | 44.6 | 73.9 | 80.2 | 72.5 | 74.9 | 46.1 | 77.2 |
| AL203 | 8.31 | 8.70 | 18.5 | 7.11 | 12.4 | 9.45 | 12.1 | 10.9 | 14.6 | 12.3 |
| CAO | 0.04 | 0.02 | 0.36 | 21.2 | 2.45 | 0.07 | 0.41 | 0.46 | 9.85 | 0.61 |
| MGO | 0.28 | 0.00 | 1.98 | 0.98 | 1.26 | 0.11 | 0.11 | 0.03 | 6.43 | 0.30 |
| NA2O | 0.32 | 0.00 | 0.41 | 1.22 | 3.04 | 0.00 | 0.08 | 2.33 | 2.06 | 3.56 |
| K2O | 2.80 | 6.52 | 5.76 | 1.36 | 2.54 | 3.51 | 6.81 | 3.91 | 0.67 | 3.43 |
| FEO | 1.89 | 3.03 | 2.77 | 3.03 | 3.44 | 3.08 | 3.65 | 3.33 | 13.5 | 1.76 |
| MNO | 0.06 | 0.05 | 0.08 | 0.29 | 0.00 | 0.00 | 0.00 | 0.00 | 0.16 | 0.00 |
| TIO2 | 0.21 | 0.38 | 0.30 | 0.40 | 0.37 | 0.20 | 0.35 | 0.22 | 2.79 | 0.20 |
| P2O5 | 0.03 | 0.02 | 0.04 | 0.11 | 0.43 | 0.04 | 0.04 | 0.14 | 0.56 | 0.05 |
| L.O.I. | 1.23 | 1.69 | 2.92 | 17.31 | 0.62 | 1.85 | 1.31 | 1.15 | 2.00 | 0.85 |
| SUM | 100.2 | 99.8 | 101.5 | 98.0 | 100.8 | 98.8 | 97.8 | 97.8 | 100.2 | 100.5 |
| FEO/MGO | 6.54 | -- | 1.40 | 3.08 | 2.72 | 27.47 | 33.64 | 121.81 | 2.10 | 5.91 |
| K2O/K2O+NA2O | 0.90 | 1.00 | 0.93 | 0.53 | 0.46 | 1.00 | 0.99 | 0.63 | 0.25 | 0.49 |

NORMATIVE MINERAL COMPOSITION (WEIGHT PERCENT)
[IRVINE & BARAGAR, CAN. JOUR. EARTHSCI. 8,523(1971)]

| | | | | | | | | | | |
|---|---|---|---|---|---|---|---|---|---|---|
| Q | 72.6 | 55.0 | 40.4 | 7.2 | 40.0 | 68.2 | 46.1 | 46.8 | 1.7 | 41.9 |
| C | 4.8 | 1.7 | 11.1 | 0.0 | 1.2 | 5.8 | 4.1 | 2.4 | 0.0 | 1.8 |
| OR | 16.7 | 39.4 | 34.5 | 10.0 | 15.0 | 21.4 | 41.8 | 24.0 | 4.0 | 20.3 |
| AB | 2.8 | 0.0 | 3.5 | 12.7 | 25.6 | 0.0 | 0.7 | 20.4 | 17.8 | 30.2 |
| AN | 0.0 | 0.0 | 1.5 | 12.3 | 9.3 | 0.1 | 1.9 | 1.4 | 29.1 | 2.7 |
| LC | 0.0 | 0.0 | 0.0 | 0.0 | 0.0 | 0.0 | 0.0 | 0.0 | 0.0 | 0.0 |
| NE | 0.0 | 0.0 | 0.0 | 0.0 | 0.0 | 0.0 | 0.0 | 0.0 | 0.0 | 0.0 |
| KP | 0.0 | 0.0 | 0.0 | 0.0 | 0.0 | 0.0 | 0.0 | 0.0 | 0.0 | 0.0 |
| AC | 0.0 | 0.0 | 0.0 | 0.0 | 0.0 | 0.0 | 0.0 | 0.0 | 0.0 | 0.0 |
| DI | 0.0 | 0.0 | 0.0 | 4.2 | 0.0 | 0.0 | 0.0 | 0.0 | 7.2 | 0.0 |
| HE | 0.0 | 0.0 | 0.0 | 4.4 | 0.0 | 0.0 | 0.0 | 0.0 | 7.0 | 0.0 |
| EN | 0.4 | 0.0 | 3.8 | 0.0 | 2.2 | 0.1 | 0.1 | 0.0 | 9.6 | 0.5 |
| FS | 0.4 | 0.4 | 1.7 | 0.0 | 2.2 | 1.3 | 1.8 | 1.5 | 10.6 | 0.3 |
| FO | 0.0 | 0.0 | 0.0 | 0.0 | 0.0 | 0.0 | 0.0 | 0.0 | 0.0 | 0.0 |
| FA | 0.0 | 0.0 | 0.0 | 0.0 | 0.0 | 0.0 | 0.0 | 0.0 | 0.0 | 0.0 |
| HO | 0.0 | 0.0 | 0.0 | 44.7 | 0.0 | 0.0 | 0.0 | 0.0 | 0.0 | 0.0 |
| LA | 0.0 | 0.0 | 0.0 | 0.0 | 0.0 | 0.0 | 0.0 | 0.0 | 0.0 | 0.0 |
| MT | 0.4 | 2.8 | 2.6 | 3.4 | 2.7 | 2.5 | 2.8 | 2.6 | 6.3 | 0.2 |
| IL | 0.4 | 0.7 | 0.6 | 0.9 | 0.7 | 0.4 | 0.7 | 0.4 | 5.4 | 0.4 |
| CR | 0.0 | 0.0 | 0.0 | 0.0 | 0.0 | 0.0 | 0.0 | 0.0 | 0.0 | 0.0 |
| HM | 1.4 | 0.0 | 0.0 | 0.0 | 0.0 | 0.0 | 0.0 | 0.0 | 0.0 | 1.6 |
| AP | 0.1 | 0.1 | 0.1 | 0.3 | 1.0 | 0.1 | 0.1 | 0.3 | 1.3 | 0.1 |
| PY | 0.0 | 0.0 | 0.0 | 0.0 | 0.0 | 0.0 | 0.0 | 0.0 | 0.0 | 0.0 |
| NS | 0.0 | 0.0 | 0.0 | 0.0 | 0.0 | 0.0 | 0.0 | 0.0 | 0.0 | 0.0 |
| KS | 0.0 | 0.0 | 0.0 | 0.0 | 0.0 | 0.0 | 0.0 | 0.0 | 0.0 | 0.0 |
| RU | 0.0 | 0.0 | 0.0 | 0.0 | 0.0 | 0.0 | 0.0 | 0.0 | 0.0 | 0.0 |
| CC | 0.0 | 0.0 | 0.0 | 0.0 | 0.0 | 0.0 | 0.0 | 0.0 | 0.0 | 0.0 |
| RECAST TO 100% | | | | | | | | | | |
| AB | 14 | 0 | 9 | 36 | 51 | 0 | 2 | 45 | 35 | 57 |
| OR | 86 | 100 | 87 | 29 | 30 | 99 | 94 | 52 | 8 | 38 |
| AN | 0 | 0 | 4 | 35 | 19 | 1 | 4 | 3 | 57 | 5 |
| RECAST TO 100% | | | | | | | | | | |
| Q | 79 | 58 | 51 | 17 | 45 | 76 | 51 | 51 | 3 | 44 |
| OR | 18 | 42 | 43 | 24 | 17 | 24 | 46 | 26 | 8 | 21 |
| AN+AB | 3 | 0 | 6 | 59 | 39 | 0 | 3 | 24 | 89 | 35 |

| SAMPLE | RR215200 | RR215300 | RR215400 | RR002700 | RR002800 | RR007000 | RR007200 | RR007300 | RR007400 | RR007500 |
|---|---|---|---|---|---|---|---|---|---|---|
| F | 280 | 150 | 930 | 350 | 6700 | 240 | 200 | 210 | 570 | 230 |
| CO | --- | --- | --- | --- | --- | --- | --- | --- | --- | --- |
| NI | --- | --- | --- | --- | --- | --- | --- | --- | --- | --- |
| CU | 12 | 11 | 26 | 28 | 66 | 16 | 14 | 16 | 68 | 12 |
| ZN | 14 | 18 | 25 | 62 | 45 | 110 | 97 | 180 | 72 | 50 |
| MO | --- | --- | --- | 0 | 6 | 88 | 4 | 6 | 0 | 0 |
| AG | 0 | 0 | 0 | 1 | 0 | 1 | 1 | 0 | 1 | 0 |
| SN | 0 | 0 | 3 | 0 | 0 | 0 | 0 | 0 | 0 | 0 |
| SB | --- | --- | --- | --- | --- | --- | --- | --- | --- | --- |
| W | 0 | 0 | 4 | 0 | 16 | 1 | 2 | 0 | 0 | 0 |
| BI | --- | --- | --- | --- | --- | --- | -0.1 | --- | --- | --- |
| PB | 2 | 0 | 47 | 55 | 25 | 13 | 12 | 14 | 7 | 11 |
| U | 5.8 | 13.0 | 2.9 | 39.0 | 69.0 | 4.1 | 6.9 | 2.8 | 0.5 | 2.9 |
| TH | 24 | 17 | 43 | 7 | 31 | 18 | 22 | 24 | 0 | 24 |

| SAMPLE | RR007600 | RR017800 | RR017900 | RR018100 | RR018200 | RR027300 | RR029500 | RR030600 | RR086100 | RR096200 |
|---|---|---|---|---|---|---|---|---|---|---|
| SIO2 | 47.6 | 78.3 | 76.3 | 47.6 | 44.0 | 49.7 | 74.6 | 69.0 | 60.0 | 64.5 |
| AL2O3 | 14.7 | 10.8 | 11.5 | 13.1 | 16.1 | 15.6 | 13.2 | 14.6 | 18.2 | 18.8 |
| CAO | 10.8 | 0.66 | 0.25 | 9.00 | 8.67 | 6.47 | 0.21 | 3.31 | 0.39 | 0.30 |
| MGO | 7.15 | 0.41 | 0.00 | 5.50 | 5.39 | 4.07 | 0.23 | 2.83 | 0.98 | 0.09 |
| NA2O | 2.23 | 0.88 | 2.82 | 2.68 | 2.95 | 2.34 | 2.24 | 1.64 | 0.04 | 11.4 |
| K2O | 0.62 | 5.13 | 5.83 | 1.07 | 1.10 | 2.14 | 3.46 | 3.01 | 13.6 | 0.17 |
| FEO | 12.0 | 0.92 | 1.04 | 13.6 | 14.1 | 11.0 | 1.69 | 7.39 | 2.77 | 3.24 |
| MNO | 0.17 | 0.00 | 0.00 | 0.18 | 0.11 | 0.12 | 0.00 | 0.08 | 0.00 | 0.00 |
| TIO2 | 2.32 | 0.10 | 0.12 | 2.99 | 2.95 | 2.61 | 0.17 | 0.75 | 0.18 | 0.16 |
| P2O5 | 0.31 | 0.03 | 0.03 | 0.49 | 0.55 | 0.73 | 0.04 | 0.22 | 0.06 | 0.12 |
| L.O.I. | 0.54 | 1.23 | 0.38 | 1.62 | 2.15 | 3.54 | 1.62 | 0.77 | 1.23 | 1.00 |
| SUM | 99.8 | 98.6 | 98.4 | 99.4 | 99.6 | 99.6 | 97.7 | 95.3 | 97.8 | 100.1 |
| FEO/MGO | 1.68 | 2.24 | --- | 2.47 | 2.62 | 2.71 | 7.39 | 2.61 | 2.83 | 35.53 |
| K2O/K2O+NA2O | 0.22 | 0.85 | 0.67 | 0.29 | 0.27 | 0.48 | 0.61 | 0.65 | 1.00 | 0.01 |

NORMATIVE MINERAL COMPOSITION (WEIGHT PERCENT)
[IRVINE & BARAGAR, CAN. JOUR. EARTHSCI. 8,523(1971)]

| | | | | | | | | | | |
|---|---|---|---|---|---|---|---|---|---|---|
| Q | 0.3 | 53.0 | 37.9 | 2.2 | 0.0 | 8.0 | 49.6 | 26.6 | 5.4 | 0.0 |
| C | 0.0 | 2.7 | 0.1 | 0.0 | 0.0 | 0.0 | 5.7 | 3.3 | 2.9 | 0.0 |
| OR | 3.7 | 31.2 | 35.2 | 6.5 | 6.7 | 13.2 | 21.3 | 18.9 | 83.2 | 1.0 |
| AB | 19.0 | 7.7 | 24.3 | 23.2 | 25.7 | 20.6 | 19.7 | 14.8 | 0.4 | 90.3 |
| AN | 28.6 | 3.2 | 1.1 | 21.2 | 28.2 | 26.7 | 0.8 | 15.9 | 1.6 | 0.0 |
| LC | 0.0 | 0.0 | 0.0 | 0.0 | 0.0 | 0.0 | 0.0 | 0.0 | 0.0 | 0.0 |
| NE | 0.0 | 0.0 | 0.0 | 0.0 | 0.0 | 0.0 | 0.0 | 0.0 | 0.0 | 3.5 |
| KP | 0.0 | 0.0 | 0.0 | 0.0 | 0.0 | 0.0 | 0.0 | 0.0 | 0.0 | 0.0 |
| AC | 0.0 | 0.0 | 0.0 | 0.0 | 0.0 | 0.0 | 0.0 | 0.0 | 0.0 | 0.6 |
| DI | 10.8 | 0.0 | 0.0 | 8.4 | 4.7 | 0.7 | 0.0 | 0.0 | 0.0 | 0.0 |
| HE | 8.4 | 0.0 | 0.0 | 9.4 | 5.6 | 0.8 | 0.0 | 0.0 | 0.0 | 0.6 |
| EN | 9.8 | 1.0 | 0.0 | 6.8 | 1.0 | 7.2 | 0.4 | 6.3 | 1.7 | 0.0 |
| FS | 8.7 | 0.0 | 0.0 | 8.7 | 1.3 | 9.6 | 0.2 | 8.8 | 1.6 | 0.0 |
| FO | 0.0 | 0.0 | 0.0 | 0.0 | 5.2 | 0.0 | 0.0 | 0.0 | 0.0 | 0.1 |
| FA | 0.0 | 0.0 | 0.0 | 0.0 | 7.9 | 0.0 | 0.0 | 0.0 | 0.0 | 1.2 |
| ND | 0.0 | 0.0 | 0.0 | 0.0 | 0.0 | 0.0 | 0.0 | 0.0 | 0.0 | 0.0 |
| LA | 0.0 | 0.0 | 0.0 | 0.0 | 0.0 | 0.0 | 0.0 | 0.0 | 0.0 | 0.0 |
| MT | 5.6 | 0.0 | 0.0 | 6.7 | 6.6 | 6.2 | 0.1 | 3.5 | 2.5 | 2.1 |
| IL | 4.4 | 0.0 | 0.0 | 5.8 | 5.8 | 5.2 | 0.3 | 1.5 | 0.4 | 0.3 |
| CR | 0.0 | 0.0 | 0.0 | 0.0 | 0.0 | 0.0 | 0.0 | 0.0 | 0.0 | 0.0 |
| HM | 0.0 | 1.0 | 1.2 | 0.0 | 0.0 | 0.0 | 1.7 | 0.0 | 0.0 | 0.0 |
| AP | 0.7 | 0.1 | 0.1 | 1.2 | 1.3 | 1.8 | 0.1 | 0.5 | 0.1 | 0.3 |
| PY | 0.0 | 0.0 | 0.0 | 0.0 | 0.0 | 0.0 | 0.0 | 0.0 | 0.0 | 0.0 |
| NS | 0.0 | 0.0 | 0.0 | 0.0 | 0.0 | 0.0 | 0.0 | 0.0 | 0.0 | 0.0 |
| KS | 0.0 | 0.0 | 0.0 | 0.0 | 0.0 | 0.0 | 0.0 | 0.0 | 0.0 | 0.0 |
| RU | 0.0 | 0.1 | 0.1 | 0.0 | 0.0 | 0.0 | 0.0 | 0.0 | 0.0 | 0.0 |
| CC | 0.0 | 0.0 | 0.0 | 0.0 | 0.0 | 0.0 | 0.0 | 0.0 | 0.0 | 0.0 |
| RECAST TO 100% | | | | | | | | | | |
| AB | 37 | 18 | 40 | 46 | 42 | 34 | 47 | 30 | 0 | 99 |
| OR | 7 | 74 | 58 | 13 | 11 | 22 | 51 | 38 | 98 | 1 |
| AN | 56 | 8 | 2 | 42 | 47 | 44 | 2 | 32 | 2 | 0 |
| RECAST TO 100% | | | | | | | | | | |
| Q | 1 | 56 | 38 | 4 | 0 | 12 | 54 | 35 | 6 | 0 |
| OR | 7 | 33 | 36 | 12 | 11 | 19 | 23 | 25 | 92 | 1 |
| AN+AB | 92 | 11 | 26 | 84 | 89 | 69 | 22 | 40 | 2 | 99 |

| SAMPLE | R007600 | RR017800 | RR017900 | RR018100 | RR018200 | RR027300 | RR029500 | RR030600 | RR036100 | RR036200 |
|---|---|---|---|---|---|---|---|---|---|---|
| F | 880 | 460 | 100 | 580 | 700 | 1400 | --- | 200 | 170 | 310 |
| CO | --- | --- | --- | --- | --- | --- | --- | --- | --- | --- |
| NI | --- | --- | --- | --- | --- | --- | --- | --- | --- | --- |
| CU | 96 | 6 | 9 | 53 | 51 | --- | --- | 7 | 47 | 120 |
| ZN | 70 | 21 | 23 | 110 | 120 | --- | --- | 85 | 210 | 250 |
| MO | 0 | 0 | 0 | 0 | 0 | --- | --- | 0 | 130 | 170 |
| AG | 1 | 1 | 1 | 1 | 0 | --- | --- | 0 | 0 | 1 |
| SN | 0 | 0 | 0 | 0 | 0 | --- | --- | 5 | 5 | 10 |
| SB | --- | --- | --- | --- | --- | --- | --- | --- | --- | --- |
| W | 2 | 0 | 0 | 0 | 0 | --- | --- | 3 | 0 | 0 |
| BI | --- | --- | --- | --- | --- | --- | --- | --- | --- | --- |
| PB | 73 | 28 | 36 | 10 | 0 | --- | --- | 10 | 120 | 500 |
| U | 0.7 | 160.0 | 4.7 | 0.9 | 0.5 | --- | --- | 10.0 | 500.0 | 1100.0 |
| TH | 0 | 21 | 36 | 3 | 0 | --- | --- | 28 | 22 | 0 |

| SAMPLE | RR086300 | RR086400 | RR086500 | RR086600 | RR086700 | RR002900 | RR003000 | RR007700 | RR007800 | RR007700 |
|---|---|---|---|---|---|---|---|---|---|---|
| SIO2 | 70.3 | 59.5 | 70.0 | 65.9 | 66.2 | 60.3 | 80.0 | 71.6 | 49.5 | 52.3 |
| AL203 | 13.8 | 19.5 | 13.7 | 15.4 | 13.2 | 17.4 | 8.70 | 9.33 | 13.7 | 14.4 |
| CAO | 2.82 | 1.50 | 0.46 | 0.49 | 0.81 | 1.70 | 0.09 | 4.94 | 8.39 | 7.23 |
| MGO | 0.08 | 0.67 | 0.07 | 1.26 | 0.30 | 0.17 | 0.51 | 1.53 | 5.53 | 5.21 |
| NA2O | 7.85 | 3.47 | 6.52 | 3.25 | 1.24 | 9.72 | 0.47 | 1.63 | 3.69 | 5.17 |
| K2O | 0.18 | 8.52 | 2.07 | 6.66 | 3.92 | 0.13 | 4.60 | 3.00 | 1.34 | 1.30 |
| FEO | 2.18 | 2.50 | 5.14 | 3.72 | 6.05 | 4.32 | 1.41 | 4.56 | 12.5 | 9.44 |
| MNO | 0.00 | 0.00 | 0.09 | 0.00 | 0.00 | 0.02 | 0.06 | 0.17 | 0.30 | 0.19 |
| TIO2 | 0.15 | 0.30 | 0.24 | 0.59 | 1.01 | 0.13 | 0.10 | 0.91 | 2.52 | 1.81 |
| P2O5 | 1.49 | 1.09 | 0.09 | 0.10 | 0.29 | 1.32 | 0.03 | 0.14 | 0.35 | 0.32 |
| L.O.I. | 0.69 | 2.15 | 0.62 | 1.62 | 4.92 | 2.00 | 1.15 | 0.38 | 1.12 | 0.94 |
| SUM | 99.8 | 99.5 | 99.4 | 99.3 | 98.6 | 97.7 | 97.3 | 98.7 | 100.3 | 99.5 |
| FEO/MGO | 25.86 | 3.71 | 70.45 | 2.95 | 19.90 | 24.81 | 2.79 | 2.98 | 2.27 | 1.81 |
| K2O/K2O+NA2O | 0.02 | 0.71 | 0.24 | 0.67 | 0.76 | 0.01 | 0.91 | 0.65 | 0.27 | 0.20 |

NORMATIVE MINERAL COMPOSITION (WEIGHT PERCENT)
[IRVINE & BARAGAR, CAN. JOUR. EARTHSCI. 8,523(1971)]

| | | | | | | | | | | |
|---|---|---|---|---|---|---|---|---|---|---|
| Q | 22.7 | 5.7 | 21.5 | 18.8 | 44.1 | 1.4 | 61.1 | 41.4 | 0.0 | 0.0 |
| C | 0.0 | 4.6 | 0.1 | 2.2 | 6.6 | 1.3 | 3.0 | 0.0 | 0.0 | 0.0 |
| OR | 1.1 | 51.7 | 12.4 | 40.3 | 24.8 | 0.8 | 28.3 | 18.0 | 8.0 | 7.8 |
| AB | 67.1 | 30.1 | 56.1 | 28.1 | 11.2 | 86.2 | 4.1 | 14.0 | 31.5 | 43.5 |
| AN | 1.9 | 0.3 | 1.7 | 1.8 | 2.3 | 0.0 | 0.3 | 9.4 | 17.0 | 12.5 |
| LC | 0.0 | 0.0 | 0.0 | 0.0 | 0.0 | 0.0 | 0.0 | 0.0 | 0.0 | 0.0 |
| NE | 0.0 | 0.0 | 0.0 | 0.0 | 0.0 | 0.0 | 0.0 | 0.0 | 0.0 | 0.5 |
| KP | 0.0 | 0.0 | 0.0 | 0.0 | 0.0 | 0.0 | 0.0 | 0.0 | 0.0 | 0.0 |
| AC | 0.0 | 0.0 | 0.0 | 0.0 | 0.0 | 0.0 | 0.0 | 0.0 | 0.0 | 0.0 |
| DI | 0.1 | 0.0 | 0.0 | 0.0 | 0.0 | 0.0 | 0.0 | 5.3 | 9.2 | 10.0 |
| HE | 0.4 | 0.0 | 0.0 | 0.0 | 0.0 | 0.0 | 0.0 | 5.7 | 9.7 | 8.2 |
| EN | 0.0 | 1.0 | 0.1 | 2.0 | 0.4 | 0.3 | 1.2 | 0.0 | 3.6 | 0.0 |
| FS | 0.0 | 1.0 | 4.8 | 2.2 | 3.9 | 4.0 | 0.1 | 0.0 | 4.4 | 0.0 |
| FO | 0.0 | 0.0 | 0.0 | 0.0 | 0.0 | 0.0 | 0.0 | 0.0 | 2.1 | 4.1 |
| FA | 0.0 | 0.0 | 0.0 | 0.0 | 0.0 | 0.0 | 0.0 | 0.0 | 2.9 | 4.3 |
| WO | 0.7 | 0.0 | 0.0 | 0.0 | 0.0 | 0.0 | 0.0 | 0.6 | 0.0 | 0.0 |
| LA | 0.0 | 0.0 | 0.0 | 0.0 | 0.0 | 0.0 | 0.0 | 0.0 | 0.0 | 0.0 |
| MT | 1.8 | 2.0 | 2.6 | 3.1 | 3.9 | 2.5 | 0.0 | 3.5 | 5.9 | 4.9 |
| IL | 0.3 | 0.6 | 0.5 | 1.1 | 2.0 | 0.2 | 0.1 | 1.8 | 4.8 | 3.5 |
| CR | 0.0 | 0.0 | 0.0 | 0.0 | 0.0 | 0.0 | 0.0 | 0.0 | 0.0 | 0.0 |
| HM | 0.4 | 0.5 | 0.0 | 0.0 | 0.0 | 0.0 | 1.6 | 0.0 | 0.0 | 0.0 |
| AP | 3.5 | 2.6 | 0.2 | 0.2 | 0.7 | 3.2 | 0.1 | 0.3 | 0.8 | 0.8 |
| PY | 0.0 | 0.0 | 0.0 | 0.0 | 0.0 | 0.0 | 0.0 | 0.0 | 0.0 | 0.0 |
| NS | 0.0 | 0.0 | 0.0 | 0.0 | 0.0 | 0.0 | 0.0 | 0.0 | 0.0 | 0.0 |
| KS | 0.0 | 0.0 | 0.0 | 0.0 | 0.0 | 0.0 | 0.0 | 0.0 | 0.0 | 0.0 |
| RU | 0.0 | 0.0 | 0.0 | 0.0 | 0.0 | 0.0 | 0.0 | 0.0 | 0.0 | 0.0 |
| CC | 0.0 | 0.0 | 0.0 | 0.0 | 0.0 | 0.0 | 0.0 | 0.0 | 0.0 | 0.0 |
| RECAST TO 100% | | | | | | | | | | |
| AB | 96 | 37 | 80 | 40 | 29 | 99 | 13 | 34 | 56 | 68 |
| OR | 1 | 63 | 18 | 57 | 65 | 1 | 86 | 44 | 14 | 12 |
| AN | 3 | 0 | 2 | 3 | 6 | 0 | 1 | 23 | 30 | 20 |
| RECAST TO 100% | | | | | | | | | | |
| Q | 24 | 7 | 23 | 21 | 53 | 2 | 65 | 50 | 0 | 0 |
| OR | 1 | 59 | 14 | 45 | 30 | 1 | 30 | 22 | 14 | 12 |
| AN+AB | 74 | 35 | 63 | 34 | 16 | 97 | 5 | 28 | 86 | 88 |

| SAMPLE | RR086300 | RR086400 | RR086500 | RR086600 | RR086700 | RR002900 | RR003000 | RR007700 | RR007800 | RR007900 |
|---|---|---|---|---|---|---|---|---|---|---|
| F | 1400 | 900 | 150 | 280 | 850 | --- | --- | --- | --- | --- |
| CO | --- | --- | --- | --- | --- | --- | --- | --- | --- | --- |
| NI | --- | --- | --- | --- | --- | --- | --- | --- | --- | --- |
| CU | 41 | 210 | 54 | 9 | 20 | 150 | 13 | 12 | 41 | 5 |
| ZN | 100 | 200 | 58 | 82 | 47 | 200 | 75 | 45 | 75 | 110 |
| MO | 18 | 1200 | 22 | 380 | 130 | --- | --- | --- | --- | --- |
| AG | 0 | 8 | 12 | 0 | 1 | --- | --- | --- | --- | --- |
| SN | 50 | 10 | 5 | 3 | 5 | --- | --- | --- | --- | --- |
| SB | --- | --- | --- | --- | --- | --- | --- | --- | --- | --- |
| W | 0 | 0 | 10 | 2 | 5 | --- | --- | --- | --- | --- |
| BI | --- | --- | --- | --- | --- | --- | --- | --- | --- | --- |
| PB | 140 | 810 | 320 | 34 | 440 | 440 | 120 | 34 | 54 | 0 |
| U | 600.0 | 480.0 | 2900.0 | 36.0 | 4.7 | 4050.0 | 280.0 | 3.6 | 1.1 | 2.6 |
| TH | 0 | 19 | 0 | 28 | 15 | --- | --- | --- | --- | --- |

| SAMPLE | RR018300 | RR018400 | RR018500 | RR018600 | RR018700 | RR018800 | RR018900 | RR019000 | RR019100 | RR019200 |
|---|---|---|---|---|---|---|---|---|---|---|
| SIO2 | 77.1 | 80.3 | 56.6 | 47.5 | 69.0 | 75.4 | 45.1 | 77.5 | 51.1 | 75.6 |
| AL203 | 9.86 | 9.32 | 10.5 | 15.6 | 11.4 | 10.8 | 12.7 | 10.5 | 15.1 | 10.6 |
| CAO | 0.21 | 0.82 | 0.07 | 9.31 | 0.07 | 0.05 | 7.94 | 0.52 | 5.48 | 0.42 |
| MGO | 0.00 | 0.58 | 0.00 | 4.98 | 0.19 | 0.06 | 4.56 | 0.07 | 5.26 | 0.00 |
| NA20 | 0.00 | 0.94 | 0.02 | 2.06 | 0.06 | 0.00 | 3.08 | 2.44 | 3.37 | 2.88 |
| K20 | 7.15 | 2.90 | 6.00 | 1.03 | 7.15 | 7.92 | 1.06 | 4.35 | 1.29 | 4.10 |
| FEO | 1.84 | 2.41 | 20.3 | 10.8 | 6.93 | 2.72 | 14.8 | 2.25 | 12.5 | 3.53 |
| MNO | 0.04 | 0.07 | 0.05 | 0.23 | 0.05 | 0.04 | 0.53 | 0.05 | 0.26 | 0.03 |
| TIO2 | 0.29 | 0.36 | 0.17 | 2.24 | 0.22 | 0.17 | 3.83 | 0.23 | 2.59 | 0.22 |
| P205 | 0.07 | 0.05 | 0.04 | 0.31 | 0.04 | 0.02 | 0.77 | 0.03 | 0.47 | 0.01 |
| L.O I. | 1.02 | 1.08 | 1.37 | 1.00 | 1.62 | 1.15 | 1.87 | 0.90 | 1.68 | 0.31 |
| SUM | 97.8 | 99.1 | 97.4 | 96.3 | 97.5 | 98.6 | 97.8 | 99.1 | 100.5 | 98.1 |
| FEO/MGO | — | 4.18 | — | 2.18 | 36.25 | 47.12 | 3.25 | 33.40 | 2.38 | — |
| K20/K20+NA20 | 1.00 | 0.76 | 1.00 | 0.33 | 0.99 | 1.00 | 0.26 | 0.64 | 0.28 | 0.59 |

NORMATIVE MINERAL COMPOSITION (WEIGHT PERCENT)
[IRVINE & BARAGAR, CAN. JOUR. EARTHSCI. 8,523(1971)]

| | | | | | | | | | | |
|---|---|---|---|---|---|---|---|---|---|---|
| Q | 51.1 | 62.4 | 19.9 | 5.1 | 39.1 | 45.8 | 1.3 | 46.4 | 4.7 | 42.4 |
| C | 2.0 | 3.3 | 4.2 | 0.0 | 3.7 | 2.3 | 0.0 | 0.9 | 0.0 | 0.7 |
| OR | 43.7 | 17.5 | 37.9 | 6.4 | 44.4 | 48.1 | 6.5 | 26.2 | 7.8 | 24.8 |
| AB | 0.0 | 8.1 | 0.2 | 18.3 | 0.5 | 0.0 | 27.2 | 21.0 | 28.9 | 25.0 |
| AN | 0.6 | 3.8 | 0.1 | 31.7 | 0.1 | 0.1 | 18.4 | 2.4 | 22.6 | 2.1 |
| LC | 0.0 | 0.0 | 0.0 | 0.0 | 0.0 | 0.0 | 0.0 | 0.0 | 0.0 | 0.0 |
| NE | 0.0 | 0.0 | 0.0 | 0.0 | 0.0 | 0.0 | 0.0 | 0.0 | 0.0 | 0.0 |
| KP | 0.0 | 0.0 | 0.0 | 0.0 | 0.0 | 0.0 | 0.0 | 0.0 | 0.0 | 0.0 |
| AC | 0.0 | 0.0 | 0.0 | 0.0 | 0.0 | 0.0 | 0.0 | 0.0 | 0.0 | 0.0 |
| DI | 0.0 | 0.0 | 0.0 | 6.2 | 0.0 | 0.0 | 5.9 | 0.0 | 0.7 | 0.0 |
| HE | 0.0 | 0.0 | 0.0 | 6.1 | 0.0 | 0.0 | 8.7 | 0.0 | 0.8 | 0.0 |
| EN | 0.0 | 0.8 | 0.0 | 7.2 | 0.4 | 0.0 | 5.3 | 0.0 | 9.9 | 0.0 |
| FS | 0.0 | 0.8 | 34.8 | 8.2 | 8.6 | 0.8 | 9.0 | 0.2 | 12.5 | 1.9 |
| FO | 0.0 | 0.0 | 0.0 | 0.0 | 0.0 | 0.0 | 0.0 | 0.0 | 0.0 | 0.0 |
| FA | 0.0 | 0.0 | 0.0 | 0.0 | 0.0 | 0.0 | 0.0 | 0.0 | 0.0 | 0.0 |
| WO | 0.0 | 0.0 | 0.0 | 0.0 | 0.0 | 0.0 | 0.0 | 0.0 | 0.0 | 0.0 |
| LA | 0.0 | 0.0 | 0.0 | 0.0 | 0.0 | 0.0 | 0.0 | 0.0 | 0.0 | 0.0 |
| MT | 0.0 | 1.6 | 2.6 | 5.7 | 2.6 | 2.5 | 8.1 | 1.7 | 6.0 | 2.6 |
| IL | 0.6 | 0.7 | 0.3 | 4.5 | 0.4 | 0.3 | 7.6 | 0.4 | 5.0 | 0.4 |
| CR | 0.0 | 0.0 | 0.0 | 0.0 | 0.0 | 0.0 | 0.0 | 0.0 | 0.0 | 0.0 |
| HM | 1.9 | 0.8 | 0.0 | 0.0 | 0.0 | 0.0 | 0.0 | 0.6 | 0.0 | 0.0 |
| AP | 0.2 | 0.1 | 0.1 | 0.7 | 0.1 | 0.1 | 1.9 | 0.1 | 1.1 | 0.0 |
| PY | 0.0 | 0.0 | 0.0 | 0.0 | 0.0 | 0.0 | 0.0 | 0.0 | 0.0 | 0.0 |
| NS | 0.0 | 0.0 | 0.0 | 0.0 | 0.0 | 0.0 | 0.0 | 0.0 | 0.0 | 0.0 |
| KS | 0.0 | 0.0 | 0.0 | 0.0 | 0.0 | 0.0 | 0.0 | 0.0 | 0.0 | 0.0 |
| RU | 0.0 | 0.0 | 0.0 | 0.0 | 0.0 | 0.0 | 0.0 | 0.0 | 0.0 | 0.0 |
| CC | 0.0 | 0.0 | 0.0 | 0.0 | 0.0 | 0.0 | 0.0 | 0.0 | 0.0 | 0.0 |
| RECAST TO 100% | | | | | | | | | | |
| AB | 0 | 28 | 0 | 32 | 1 | 0 | 52 | 42 | 49 | 49 |
| OR | 99 | 59 | 99 | 11 | 99 | 100 | 13 | 53 | 13 | 48 |
| AN | 1 | 13 | 0 | 56 | 0 | 0 | 35 | 5 | 38 | 4 |
| RECAST TO 100% | | | | | | | | | | |
| Q | 54 | 68 | 34 | 8 | 47 | 49 | 2 | 48 | 7 | 45 |
| OR | 46 | 19 | 65 | 10 | 53 | 51 | 12 | 27 | 12 | 26 |
| AN+AB | 1 | 13 | 0 | 81 | 1 | 0 | 85 | 24 | 81 | 29 |

| SAMPLE | RR018300 | RR018400 | RR018500 | RR018600 | RR018700 | RR018800 | RR018900 | RR019000 | RR019100 | RR019200 |
|---|---|---|---|---|---|---|---|---|---|---|
| F | --- | --- | --- | --- | --- | --- | --- | --- | --- | --- |
| CO | --- | --- | --- | --- | --- | --- | --- | --- | --- | --- |
| NI | --- | --- | --- | --- | --- | --- | --- | --- | --- | --- |
| CU | 16 | 15 | 44 | 35 | 15 | 10 | 20 | 8 | 46 | 17 |
| ZN | 20 | 56 | 32 | 48 | 48 | 28 | 290 | 40 | 96 | 26 |
| MO | --- | --- | --- | --- | --- | --- | --- | --- | --- | --- |
| AG | --- | --- | --- | --- | --- | --- | --- | --- | --- | --- |
| SN | --- | --- | --- | --- | --- | --- | --- | --- | --- | --- |
| SB | --- | --- | --- | --- | --- | --- | --- | --- | --- | --- |
| W | --- | --- | --- | --- | --- | --- | --- | --- | --- | --- |
| BI | --- | --- | --- | --- | --- | --- | --- | --- | --- | --- |
| PB | 16 | 18 | 44 | 12 | 32 | 20 | 80 | 40 | 17 | 26 |
| U | 7.7 | 15.0 | 400.0 | 5.7 | 310.0 | 38.0 | 1.1 | 5.6 | 2.2 | 7.0 |
| TH | --- | --- | --- | --- | --- | --- | --- | --- | --- | --- |

| SAMPLE | RR030800 | RR030900 | RR031000 | RR086900 | RR087000 | RR087100 | RR087200 | RR087400 | RR215500 | RR215600 |
|---|---|---|---|---|---|---|---|---|---|---|
| SIO2 | 76.6 | 75.2 | 75.9 | 82.7 | 56.0 | 76.5 | 78.4 | 64.7 | 71.6 | 82.7 |
| AL203 | 8.72 | 10.8 | 8.59 | 8.34 | 14.1 | 8.69 | 11.9 | 9.92 | 10.2 | 8.40 |
| CAO | 0.25 | 0.08 | 0.05 | 0.29 | 3.40 | 2.46 | 0.03 | 2.89 | 0.20 | 0.18 |
| MGO | 0.04 | 0.00 | 0.01 | 0.07 | 2.53 | 0.70 | 0.22 | 0.98 | 0.01 | 0.09 |
| NA2O | 0.00 | 0.00 | 0.06 | 0.00 | 2.18 | 1.85 | 0.00 | 1.79 | 0.30 | 0.00 |
| K2O | 7.14 | 9.42 | 6.76 | 2.60 | 2.07 | 1.40 | 4.02 | 2.16 | 6.92 | 2.70 |
| FEO | 3.45 | 1.72 | 3.47 | 2.43 | 10.2 | 3.42 | 1.55 | 8.16 | 3.04 | 2.31 |
| MNO | 0.07 | 0.01 | 0.03 | 0.03 | 0.23 | 0.07 | 0.02 | 0.10 | 0.04 | 0.03 |
| TIO2 | 0.22 | 0.15 | 0.20 | 0.19 | 2.50 | 0.25 | 0.07 | 0.56 | 0.20 | 0.19 |
| P205 | 0.03 | 0.03 | 0.04 | 0.02 | 0.62 | 0.20 | 0.01 | 0.29 | 0.08 | 0.02 |
| L.O.I. | 1.13 | 0.54 | 0.62 | 2.33 | 3.69 | 1.78 | 2.08 | 1.69 | 0.77 | 1.74 |
| SUM | 98.0 | 98.2 | 96.2 | 99.3 | 98.7 | 97.7 | 98.5 | 94.2 | 93.7 | 98.6 |
| FEO/MGO | 83.91 | -- | 251.52 | 35.90 | 4.06 | 4.89 | 7.32 | 8.36 | 221.81 | 25.71 |
| K2O/K2O+NA2O | 1.00 | 1.00 | 0.99 | 1.00 | 0.49 | 0.43 | 1.00 | 0.55 | 0.96 | 1.00 |

NORMATIVE MINERAL COMPOSITION (WEIGHT PERCENT)
[IRVINE & BARAGAR, CAN. JOUR. EARTHSCI. 8,523(1971)]

| | | | | | | | | | | |
|---|---|---|---|---|---|---|---|---|---|---|
| Q | 49.6 | 40.0 | 51.2 | 74.4 | 25.0 | 56.2 | 65.0 | 38.2 | 45.9 | 74.2 |
| C | 0.6 | 0.6 | 1.2 | 5.2 | 3.7 | 0.1 | 7.8 | 0.1 | 2.2 | 5.4 |
| OR | 43.7 | 57.1 | 42.0 | 15.9 | 12.9 | 8.7 | 24.7 | 13.9 | 44.1 | 16.5 |
| AB | 0.0 | 0.0 | 0.5 | 0.0 | 19.5 | 16.3 | 0.0 | 16.5 | 2.8 | 0.0 |
| AN | 1.1 | 0.2 | 0.0 | 1.3 | 13.5 | 11.4 | 0.1 | 13.5 | 0.5 | 0.8 |
| LC | 0.0 | 0.0 | 0.0 | 0.0 | 0.0 | 0.0 | 0.0 | 0.0 | 0.0 | 0.0 |
| NE | 0.0 | 0.0 | 0.0 | 0.0 | 0.0 | 0.0 | 0.0 | 0.0 | 0.0 | 0.0 |
| KP | 0.0 | 0.0 | 0.0 | 0.0 | 0.0 | 0.0 | 0.0 | 0.0 | 0.0 | 0.0 |
| AC | 0.0 | 0.0 | 0.0 | 0.0 | 0.0 | 0.0 | 0.0 | 0.0 | 0.0 | 0.0 |
| DI | 0.0 | 0.0 | 0.0 | 0.0 | 0.0 | 0.0 | 0.0 | 0.0 | 0.0 | 0.0 |
| HE | 0.0 | 0.0 | 0.0 | 0.0 | 0.0 | 0.0 | 0.0 | 0.0 | 0.0 | 0.0 |
| EN | 0.1 | 0.0 | 0.0 | 0.0 | 4.3 | 1.2 | 0.4 | 2.2 | 0.0 | 0.0 |
| FS | 1.9 | 0.0 | 1.9 | 0.2 | 8.5 | 2.5 | 0.2 | 10.4 | 1.2 | 0.3 |
| FO | 0.0 | 0.0 | 0.0 | 0.0 | 0.0 | 0.0 | 0.0 | 0.0 | 0.0 | 0.0 |
| FA | 0.0 | 0.0 | 0.0 | 0.0 | 0.0 | 0.0 | 0.0 | 0.0 | 0.0 | 0.0 |
| WO | 0.0 | 0.0 | 0.0 | 0.0 | 0.0 | 0.0 | 0.0 | 0.0 | 0.0 | 0.0 |
| LA | 0.0 | 0.0 | 0.0 | 0.0 | 0.0 | 0.0 | 0.0 | 0.0 | 0.0 | 0.0 |
| MT | 2.6 | 0.4 | 2.6 | 2.5 | 6.1 | 2.6 | 0.4 | 3.3 | 2.7 | 2.1 |
| IL | 0.4 | 0.3 | 0.4 | 0.4 | 5.0 | 0.5 | 0.1 | 1.2 | 0.4 | 0.4 |
| CR | 0.0 | 0.0 | 0.0 | 0.0 | 0.0 | 0.0 | 0.0 | 0.0 | 0.0 | 0.0 |
| HM | 0.0 | 1.4 | 0.0 | 0.0 | 0.0 | 0.0 | 1.3 | 0.0 | 0.0 | 0.3 |
| AP | 0.1 | 0.1 | 0.1 | 0.0 | 1.5 | 0.5 | 0.0 | 0.7 | 0.2 | 0.0 |
| PY | 0.0 | 0.0 | 0.0 | 0.0 | 0.0 | 0.0 | 0.0 | 0.0 | 0.0 | 0.0 |
| NS | 0.0 | 0.0 | 0.0 | 0.0 | 0.0 | 0.0 | 0.0 | 0.0 | 0.0 | 0.0 |
| KS | 0.0 | 0.0 | 0.0 | 0.0 | 0.0 | 0.0 | 0.0 | 0.0 | 0.0 | 0.0 |
| RU | 0.0 | 0.0 | 0.0 | 0.0 | 0.0 | 0.0 | 0.0 | 0.0 | 0.0 | 0.0 |
| CC | 0.0 | 0.0 | 0.0 | 0.0 | 0.0 | 0.0 | 0.0 | 0.0 | 0.0 | 0.0 |
| RECAST TO 100% | | | | | | | | | | |
| AB | 0 | 0 | 1 | 0 | 42 | 45 | 0 | 38 | 6 | 0 |
| OR | 98 | 100 | 99 | 92 | 28 | 24 | 100 | 32 | 93 | 95 |
| AN | 2 | 0 | 0 | 8 | 29 | 31 | 0 | 31 | 1 | 5 |
| RECAST TO 100% | | | | | | | | | | |
| Q | 53 | 41 | 55 | 81 | 35 | 61 | 72 | 47 | 49 | 81 |
| OR | 46 | 59 | 45 | 17 | 18 | 9 | 27 | 17 | 47 | 18 |
| AN+AB | 1 | 0 | 1 | 1 | 47 | 30 | 0 | 37 | 4 | 1 |

| SAMPLE | R030800 | RR030900 | RR031000 | RR086900 | RR087000 | RR087100 | RR087200 | RR087400 | RR215500 | RR215600 |
|---|---|---|---|---|---|---|---|---|---|---|
| F | --- | --- | --- | --- | --- | --- | --- | --- | --- | --- |
| CO | --- | --- | --- | --- | --- | --- | --- | --- | --- | --- |
| NI | --- | --- | --- | --- | --- | --- | --- | --- | --- | --- |
| CU | 95 | 35 | 20 | 11 | 18 | 8 | 8 | 31 | 36 | 23 |
| ZN | 79 | 65 | 49 | 66 | 190 | 51 | 8 | 50 | 120 | 90 |
| MO | --- | --- | --- | --- | --- | --- | --- | --- | --- | --- |
| AG | --- | --- | --- | --- | --- | --- | --- | --- | --- | --- |
| SN | --- | --- | --- | --- | --- | --- | --- | --- | --- | --- |
| SB | --- | --- | --- | --- | --- | --- | --- | --- | --- | --- |
| W | --- | --- | --- | --- | --- | --- | --- | --- | --- | --- |
| BI | --- | --- | --- | --- | --- | --- | --- | --- | --- | --- |
| PB | 220 | 130 | 190 | 100 | 42 | 46 | 40 | 140 | 250 | 82 |
| U | 1260.0 | 480.0 | 540.0 | 47.0 | 67.0 | 18.0 | 8.7 | 53.0 | 32.0 | 26.0 |
| TH | --- | --- | --- | --- | --- | --- | --- | --- | --- | --- |

| SAMPLE | C5315 | C5316 | C5317 | C5318 | C5319 | C5320 | C5321 | C5322 | C5323 | C5324 |
|---|---|---|---|---|---|---|---|---|---|---|
| SIO2 | 74.7 | 44.4 | 46.7 | 69.9 | 76.2 | 74.6 | 45.2 | 74.1 | 77.0 | 74.7 |
| AL2O3 | 11.9 | 15.7 | 16.0 | 10.5 | 12.1 | 12.6 | 13.9 | 12.6 | 11.8 | 12.2 |
| CAO | 1.15 | 7.16 | 8.32 | 7.93 | 0.54 | 0.68 | 7.52 | 1.07 | 0.43 | 0.52 |
| MGO | 0.18 | 7.66 | 8.10 | 0.00 | 0.13 | 0.03 | 6.74 | 0.05 | 0.16 | 0.14 |
| NA2O | 1.13 | 2.52 | 2.20 | 2.17 | 3.18 | 3.37 | 2.54 | 2.49 | 2.68 | 0.98 |
| K2O | 6.86 | 1.23 | 1.77 | 4.83 | 5.15 | 5.09 | 1.74 | 6.38 | 5.55 | 8.46 |
| FEO | 1.49 | 13.3 | 10.4 | 0.78 | 1.59 | 1.61 | 13.5 | 1.31 | 1.18 | 1.15 |
| MNO | 0.15 | 0.46 | 0.42 | 0.13 | 0.12 | 0.13 | 0.57 | 0.13 | 0.14 | 0.13 |
| TIO2 | 0.12 | 2.57 | 1.83 | 0.11 | 0.17 | 0.18 | 2.69 | 0.12 | 0.13 | 0.12 |
| P2O5 | 0.02 | 0.40 | 0.32 | 0.02 | 0.02 | 0.02 | 0.39 | 0.02 | 0.02 | 0.02 |
| L.O.I. | 1.23 | 3.85 | 2.92 | 3.23 | 0.62 | 0.69 | 3.08 | 0.38 | 0.33 | 0.46 |
| SUM | 99.1 | 100.7 | 100.2 | 98.6 | 99.9 | 99.2 | 99.4 | 98.8 | 99.6 | 98.9 |
| FEO/MGO | 8.21 | 1.73 | 1.29 | — | 11.95 | 48.79 | 2.00 | 26.70 | 7.51 | 8.48 |
| K2O/K2O+NA2O | 0.86 | 0.33 | 0.45 | 0.69 | 0.62 | 0.60 | 0.41 | 0.72 | 0.67 | 0.90 |

NORMATIVE MINERAL COMPOSITION (WEIGHT PERCENT)
[IRVINE & BARAGAR, CAN. JOUR. EARTHSCI. 8,523(1971)]

| | | | | | | | | | |
|---|---|---|---|---|---|---|---|---|---|
| Q | 40.0 | 0.0 | 0.0 | 29.6 | 37.0 | 34.6 | 0.0 | 33.6 | 39.4 | 35.8 |
| C | 0.6 | 0.0 | 0.0 | 0.0 | 0.3 | 0.4 | 0.0 | 0.0 | 0.6 | 0.5 |
| OR | 41.4 | 7.5 | 10.8 | 30.0 | 30.7 | 30.6 | 10.7 | 38.3 | 33.1 | 50.8 |
| AB | 9.7 | 22.1 | 19.1 | 19.3 | 27.1 | 28.9 | 22.4 | 21.4 | 22.8 | 8.5 |
| AN | 5.7 | 28.9 | 29.3 | 4.8 | 2.6 | 3.3 | 22.3 | 4.4 | 2.0 | 2.5 |
| LC | 0.0 | 0.0 | 0.0 | 0.0 | 0.0 | 0.0 | 0.0 | 0.0 | 0.0 | 0.0 |
| NE | 0.0 | 0.0 | 0.0 | 0.0 | 0.0 | 0.0 | 0.0 | 0.0 | 0.0 | 0.0 |
| KP | 0.0 | 0.0 | 0.0 | 0.0 | 0.0 | 0.0 | 0.0 | 0.0 | 0.0 | 0.0 |
| AC | 0.0 | 0.0 | 0.0 | 0.0 | 0.0 | 0.0 | 0.0 | 0.0 | 0.0 | 0.0 |
| DI | 0.0 | 2.3 | 5.6 | 0.0 | 0.0 | 0.0 | 5.8 | 0.1 | 0.0 | 0.0 |
| HE | 0.0 | 1.9 | 3.4 | 0.0 | 0.0 | 0.0 | 5.7 | 0.2 | 0.0 | 0.0 |
| EN | 0.3 | 6.4 | 7.7 | 0.0 | 0.2 | 0.0 | 5.1 | 0.0 | 0.3 | 0.2 |
| FS | 0.2 | 6.2 | 5.4 | 0.0 | 0.1 | 0.1 | 5.7 | 0.0 | 0.2 | 0.2 |
| FO | 0.0 | 6.1 | 5.3 | 0.0 | 0.0 | 0.0 | 4.4 | 0.0 | 0.0 | 0.0 |
| FA | 0.0 | 6.5 | 4.1 | 0.0 | 0.0 | 0.0 | 5.4 | 0.0 | 0.0 | 0.0 |
| WO | 0.0 | 0.0 | 0.0 | 15.2 | 0.0 | 0.0 | 0.0 | 0.2 | 0.0 | 0.0 |
| LA | 0.0 | 0.0 | 0.0 | 0.0 | 0.0 | 0.0 | 0.0 | 0.0 | 0.0 | 0.0 |
| MT | 0.3 | 6.1 | 5.0 | 0.1 | 0.0 | 0.2 | 6.3 | 0.1 | 0.1 | 0.1 |
| IL | 0.2 | 5.0 | 3.6 | 0.2 | 0.3 | 0.3 | 5.3 | 0.2 | 0.2 | 0.2 |
| CR | 0.0 | 0.0 | 0.0 | 0.0 | 0.0 | 0.0 | 0.0 | 0.0 | 0.0 | 0.0 |
| HM | 1.4 | 0.0 | 0.0 | 0.8 | 1.7 | 1.5 | 0.0 | 1.4 | 1.3 | 1.3 |
| AP | 0.0 | 1.0 | 0.8 | 0.0 | 0.0 | 0.0 | 0.9 | 0.0 | 0.0 | 0.0 |
| PY | 0.0 | 0.0 | 0.0 | 0.0 | 0.0 | 0.0 | 0.0 | 0.0 | 0.0 | 0.0 |
| NS | 0.0 | 0.0 | 0.0 | 0.0 | 0.0 | 0.0 | 0.0 | 0.0 | 0.0 | 0.0 |
| KS | 0.0 | 0.0 | 0.0 | 0.0 | 0.0 | 0.0 | 0.0 | 0.0 | 0.0 | 0.0 |
| RU | 0.0 | 0.0 | 0.0 | 0.0 | 0.0 | 0.0 | 0.0 | 0.0 | 0.0 | 0.0 |
| CC | 0.0 | 0.0 | 0.0 | 0.0 | 0.0 | 0.0 | 0.0 | 0.0 | 0.0 | 0.0 |
| RECAST TO 100% | | | | | | | | | | |
| AB | 17 | 38 | 32 | 36 | 45 | 46 | 40 | 33 | 39 | 14 |
| OR | 73 | 13 | 18 | 55 | 51 | 49 | 19 | 60 | 57 | 82 |
| AN | 10 | 49 | 49 | 9 | 4 | 5 | 40 | 7 | 3 | 4 |
| RECAST TO 100% | | | | | | | | | | |
| Q | 41 | 0 | 0 | 35 | 38 | 35 | 0 | 34 | 40 | 37 |
| OR | 43 | 13 | 18 | 36 | 32 | 31 | 19 | 39 | 34 | 52 |
| AN+AB | 16 | 87 | 82 | 29 | 30 | 33 | 81 | 26 | 26 | 11 |

| SAMPLE | C5315 | C5316 | C5317 | C5318 | C5319 | C5320 | C5321 | C5322 | C5323 | C5324 |
|---|---|---|---|---|---|---|---|---|---|---|
| F | 440 | 1900 | 860 | 32000 | 310 | 1600 | 1100 | 160 | 190 | 130 |
| CO | 2 | 29 | 32 | 4 | 3 | 3 | 32 | 3 | 4 | 4 |
| NI | 3 | 53 | 89 | 5 | 3 | 3 | 35 | 3 | 2 | 2 |
| CU | 8 | 7 | 110 | 16 | 10 | 16 | 63 | 23 | 20 | 13 |
| ZN | 82 | 210 | 430 | 180 | 73 | 33 | 570 | 32 | 75 | 79 |
| MO | 0 | 0 | 0 | 0 | 0 | 0 | 0 | 0 | 0 | 0 |
| AG | 0 | 0 | 0 | 1 | 0 | 0 | 0 | 0 | 0 | 0 |
| SN | 0 | 0 | 0 | 0 | 5 | 3 | 0 | 0 | 0 | 0 |
| SB | 0.2 | 1.9 | 0.8 | 0.4 | 0.5 | 0.7 | 1.0 | 0.6 | 0.6 | 0.6 |
| W | 4 | 8 | 3 | 0 | 0 | 2 | 3 | 0 | 0 | 0 |
| BI | 0.4 | 0.8 | 0.3 | 0.4 | 1.6 | 0.2 | 0.8 | 0.4 | 0.7 | 1.6 |
| PB | 52 | 0 | 400 | 3 | 22 | 10 | 180 | 19 | 55 | 30 |
| U | 6.9 | 9.5 | 0.6 | 12.0 | 8.5 | 8.9 | 0.8 | 18.0 | 22.0 | 16.0 |
| TH | 32 | 7 | 0 | 23 | 39 | 36 | 0 | 27 | 29 | 30 |

| SAMPLE | C5325 | C5326 | C5327 | C5328 | C5329 | C5330 | C5331 | C5332 | C5333 | C5334 |
|---|---|---|---|---|---|---|---|---|---|---|
| SIO2 | 47.0 | 44.3 | 47.7 | 45.6 | 78.9 | 72.1 | 49.9 | 72.6 | 76.9 | 79.2 |
| AL2O3 | 14.5 | 14.7 | 14.7 | 13.4 | 11.1 | 12.4 | 14.7 | 13.2 | 10.8 | 9.78 |
| CAO | 6.78 | 7.92 | 8.44 | 6.96 | 0.57 | 1.53 | 4.95 | 0.98 | 0.56 | 1.37 |
| MGO | 6.09 | 7.04 | 6.90 | 4.69 | 0.10 | 0.31 | 5.77 | 0.12 | 0.00 | 0.15 |
| NA2O | 3.21 | 2.27 | 2.49 | 3.77 | 3.18 | 1.23 | 4.45 | 2.08 | 2.95 | 2.36 |
| K2O | 1.37 | 1.34 | 1.46 | 0.81 | 4.07 | 7.68 | 1.02 | 7.81 | 4.36 | 3.56 |
| FEO | 14.3 | 13.9 | 12.0 | 15.7 | 1.16 | 1.59 | 12.3 | 1.27 | 2.13 | 1.49 |
| MNO | 0.71 | 0.49 | 0.32 | 0.47 | 0.14 | 0.14 | 0.48 | 0.13 | 0.11 | 0.10 |
| TIO2 | 3.15 | 2.93 | 2.27 | 4.15 | 0.12 | 0.14 | 2.71 | 0.14 | 0.21 | 0.09 |
| P2O5 | 0.46 | 0.38 | 0.29 | 0.79 | 0.02 | 0.02 | 0.39 | 0.02 | 0.01 | 0.02 |
| L.O.I. | 2.15 | 2.31 | 1.92 | 1.69 | 0.46 | 1.15 | 2.69 | 0.62 | 0.38 | 0.62 |
| SUM | 101.3 | 99.1 | 99.9 | 99.8 | 100.0 | 98.5 | 100.7 | 99.2 | 98.6 | 98.9 |
| FEO/MGO | 2.34 | 1.97 | 1.74 | 3.35 | 11.64 | 5.04 | 2.14 | 10.31 | --- | 10.13 |
| K2O/K2O+NA2O | 0.30 | 0.37 | 0.37 | 0.18 | 0.56 | 0.86 | 0.19 | 0.79 | 0.60 | 0.60 |

NORMATIVE MINERAL COMPOSITION (WEIGHT PERCENT)
[IRVINE & BARAGAR, CAN. JOUR. EARTHSCI. 8,523(1971)]

| | | | | | | | | | | |
|---|---|---|---|---|---|---|---|---|---|---|
| Q | 0.0 | 0.0 | 0.0 | 0.0 | 43.7 | 33.1 | 0.0 | 29.0 | 42.7 | 49.8 |
| C | 0.0 | 0.0 | 0.0 | 0.0 | 0.5 | 0.0 | 0.0 | 0.0 | 0.2 | 0.0 |
| OR | 8.2 | 8.2 | 8.8 | 4.9 | 24.2 | 46.6 | 6.1 | 46.9 | 26.3 | 21.4 |
| AB | 27.4 | 19.9 | 21.5 | 32.5 | 27.0 | 10.7 | 38.4 | 17.8 | 25.4 | 20.3 |
| AN | 21.4 | 26.8 | 25.3 | 17.7 | 2.7 | 5.7 | 17.5 | 3.8 | 2.8 | 5.7 |
| LC | 0.0 | 0.0 | 0.0 | 0.0 | 0.0 | 0.0 | 0.0 | 0.0 | 0.0 | 0.0 |
| NE | 0.0 | 0.0 | 0.0 | 0.0 | 0.0 | 0.0 | 0.0 | 0.0 | 0.0 | 0.0 |
| KP | 0.0 | 0.0 | 0.0 | 0.0 | 0.0 | 0.0 | 0.0 | 0.0 | 0.0 | 0.0 |
| AC | 0.0 | 0.0 | 0.0 | 0.0 | 0.0 | 0.0 | 0.0 | 0.0 | 0.0 | 0.0 |
| DI | 3.7 | 4.8 | 7.0 | 4.1 | 0.0 | 1.1 | 2.1 | 0.4 | 0.0 | 0.5 |
| HE | 4.2 | 4.5 | 5.8 | 6.2 | 0.0 | 0.5 | 2.1 | 0.3 | 0.0 | 0.4 |
| EN | 6.7 | 6.9 | 9.5 | 5.6 | 0.1 | 0.1 | 9.1 | 0.0 | 0.0 | 0.0 |
| FS | 8.7 | 7.4 | 9.0 | 9.6 | 0.1 | 0.0 | 10.3 | 0.0 | 0.0 | 0.0 |
| FO | 2.3 | 3.8 | 1.2 | 0.4 | 0.0 | 0.0 | 0.9 | 0.0 | 0.0 | 0.0 |
| FA | 3.3 | 4.5 | 1.2 | 0.7 | 0.0 | 0.0 | 1.2 | 0.0 | 0.0 | 0.0 |
| WO | 0.0 | 0.0 | 0.0 | 0.0 | 0.0 | 0.0 | 0.0 | 0.1 | 0.0 | 0.0 |
| LA | 0.0 | 0.0 | 0.0 | 0.0 | 0.0 | 0.0 | 0.0 | 0.0 | 0.0 | 0.0 |
| MT | 6.8 | 6.6 | 5.6 | 8.4 | 0.1 | 0.4 | 6.2 | 0.0 | 1.6 | 0.3 |
| IL | 6.0 | 5.8 | 4.4 | 8.0 | 0.2 | 0.3 | 5.2 | 0.3 | 0.4 | 0.2 |
| CR | 0.0 | 0.0 | 0.0 | 0.0 | 0.0 | 0.0 | 0.0 | 0.0 | 0.0 | 0.0 |
| HM | 0.0 | 0.0 | 0.0 | 0.0 | 1.2 | 1.4 | 0.0 | 1.4 | 0.6 | 1.4 |
| AP | 1.1 | 0.9 | 0.7 | 1.9 | 0.0 | 0.1 | 0.9 | 0.0 | 0.0 | 0.0 |
| PY | 0.0 | 0.0 | 0.0 | 0.0 | 0.0 | 0.0 | 0.0 | 0.0 | 0.0 | 0.0 |
| NS | 0.0 | 0.0 | 0.0 | 0.0 | 0.0 | 0.0 | 0.0 | 0.0 | 0.0 | 0.0 |
| KS | 0.0 | 0.0 | 0.0 | 0.0 | 0.0 | 0.0 | 0.0 | 0.0 | 0.0 | 0.0 |
| RU | 0.0 | 0.0 | 0.0 | 0.0 | 0.0 | 0.0 | 0.0 | 0.0 | 0.0 | 0.0 |
| CC | 0.0 | 0.0 | 0.0 | 0.0 | 0.0 | 0.0 | 0.0 | 0.0 | 0.0 | 0.0 |
| RECAST TO 100% | | | | | | | | | | |
| AB | 48 | 36 | 39 | 59 | 50 | 17 | 62 | 26 | 47 | 43 |
| OR | 14 | 15 | 16 | 9 | 45 | 74 | 10 | 68 | 48 | 45 |
| AN | 38 | 49 | 45 | 32 | 5 | 9 | 28 | 6 | 5 | 12 |
| RECAST TO 100% | | | | | | | | | | |
| Q | 0 | 0 | 0 | 0 | 45 | 34 | 0 | 30 | 44 | 51 |
| OR | 14 | 15 | 16 | 9 | 25 | 49 | 10 | 48 | 27 | 22 |
| AN+AB | 86 | 85 | 84 | 91 | 30 | 17 | 90 | 22 | 29 | 27 |

| SAMPLE. | 5325 | C5326 | C5327 | C5328 | C5329 | C5330 | C5331 | C5332 | C5333 | C5334 |
|---|---|---|---|---|---|---|---|---|---|---|
| F | 1300 | 1200 | 640 | 2100 | 520 | 130 | 1800 | 150 | 130 | 200 |
| CO | 25 | 24 | 16 | 20 | 2 | 2 | 27 | 2 | 0 | 5 |
| NI | 24 | 30 | 19 | 14 | 2 | 3 | 42 | 2 | 2 | 3 |
| CU | 19 | 72 | 29 | 5 | 69 | 8 | 4 | 7 | 5 | 5 |
| ZN | 210 | 200 | 130 | 120 | 390 | 34 | 170 | 19 | 18 | 22 |
| MO | 0 | 0 | 0 | 0 | 0 | 0 | 0 | 44 | 0 | 0 |
| AG | 1 | 1 | 0 | 0 | 0 | 0 | 0 | 0 | 0 | 0 |
| SN | 0 | 3 | 15 | 0 | 0 | 0 | 0 | 0 | 5 | 0 |
| SB | 0.2 | 0.6 | 1.0 | 2.2 | 0.5 | 0.6 | 0.9 | 0.6 | 0.3 | 0.5 |
| W | 2 | 0 | 0 | 5 | 0 | 0 | 11 | 0 | 4 | 2 |
| BI | 1.1 | 14.0 | 2.7 | 0.5 | 0.2 | 0.1 | 0.3 | 0.5 | -0.1 | 0.3 |
| PB | 88 | 120 | 84 | 0 | 160 | 3 | 0 | 6 | 0 | 0 |
| U | 1.5 | 0.5 | 0.9 | 4.5 | 21.0 | 7.0 | 1.4 | 47.0 | 8.3 | 7.9 |
| TH | 0 | 5 | 5 | 5 | 24 | 29 | 7 | 24 | 28 | 21 |

| SAMPLE | C5335 | C5336 | C5337 | C5338 | C5339 | C5340 | C5341 | C5342 | C5343 | C5344 |
|---|---|---|---|---|---|---|---|---|---|---|
| SIO2 | 77.1 | 38.6 | 78.8 | 72.5 | 73.4 | 62.9 | 80.0 | 79.0 | 49.1 | 76.0 |
| AL203 | 9.81 | 17.0 | 10.3 | 11.9 | 12.5 | 17.4 | 9.05 | 10.0 | 13.4 | 11.4 |
| CAO | 2.51 | 10.3 | 1.18 | 3.69 | 1.41 | 0.64 | 0.84 | 0.40 | 7.30 | 0.51 |
| MGO | 0.30 | 5.67 | 0.36 | 0.15 | 0.03 | 0.05 | 0.01 | 0.08 | 4.76 | 0.02 |
| NA20 | 2.73 | 1.86 | 3.90 | 3.26 | 3.49 | 1.31 | 0.52 | 2.23 | 3.74 | 4.26 |
| K20 | 3.35 | 0.43 | 1.69 | 4.37 | 5.00 | 12.2 | 6.30 | 4.85 | 1.53 | 2.97 |
| FEO | 1.66 | 16.8 | 1.66 | 1.26 | 1.58 | 1.65 | 1.21 | 1.24 | 12.2 | 2.24 |
| MNO | 0.13 | 0.50 | 0.12 | 0.12 | 0.13 | 0.12 | 0.11 | 0.11 | 0.55 | 0.11 |
| TI02 | 0.09 | 3.32 | 0 10 | 0.18 | 0.19 | 0.22 | 0.08 | 0.16 | 3.20 | 0.10 |
| P205 | 0.02 | 0.45 | 0.02 | 0.02 | 0.02 | 0.03 | 0.01 | 0.03 | 0.61 | 0.01 |
| L.O.I. | 1.69 | 4.08 | 0.77 | 1.46 | 1.00 | 0.69 | 0.46 | 0.15 | 1.23 | 0.54 |
| SUM | 99.6 | 100.9 | 99.1 | 99.1 | 99.0 | 97.4 | 98.7 | 98.5 | 98.9 | 98.4 |
| FEO/MGO | 5.56 | 2.97 | 4.61 | 8.24 | 50.10 | 30.18 | — | 15.27 | 2.56 | 116.26 |
| K20/K20+NA20 | 0.55 | 0.19 | 0.30 | 0.57 | 0.59 | 0.90 | 0.92 | 0.69 | 0.29 | 0.41 |

NORMATIVE MINERAL COMPOSITION (WEIGHT PERCENT)
[IRVINE & BARAGAR, CAN. JOUR. EARTHSCI. 8,523(1971)]

| | | | | | | | | | | |
|---|---|---|---|---|---|---|---|---|---|---|
| Q | 45.2 | 0.0 | 47.4 | 32.3 | 32.3 | 7.6 | 52.0 | 47.4 | 1.4 | 39.6 |
| C | 0.0 | 0.0 | 0.0 | 0.0 | 0.0 | 1.0 | 0.0 | 0.5 | 0.0 | 0.3 |
| OR | 20.2 | 2.7 | 10.2 | 26.5 | 30.2 | 74.4 | 37.9 | 29.2 | 9.3 | 17.9 |
| AB | 23.6 | 14.4 | 33.5 | 28.3 | 30.2 | 11.4 | 4.5 | 19.1 | 32.3 | 36.9 |
| AN | 4.7 | 38.2 | 5.7 | 5.1 | 3.7 | 3.1 | 3.8 | 1.8 | 15.5 | 2.5 |
| LC | 0.0 | 0.0 | 0.0 | 0.0 | 0.0 | 0.0 | 0.0 | 0.0 | 0.0 | 0.0 |
| NE | 0.0 | 1.1 | 0.0 | 0.0 | 0.0 | 0.0 | 0.0 | 0.0 | 0.0 | 0.0 |
| KP | 0.0 | 0.0 | 0.0 | 0.0 | 0.0 | 0.0 | 0.0 | 0.0 | 0.0 | 0.0 |
| AC | 0.0 | 0.0 | 0.0 | 0.0 | 0.0 | 0.0 | 0.0 | 0.0 | 0.0 | 0.0 |
| DI | 1.0 | 4.0 | 0.1 | 0.6 | 0.0 | 0.0 | 0.0 | 0.0 | 6.8 | 0.0 |
| HE | 0.8 | 5.9 | 0.0 | 0.3 | 0.2 | 0.0 | 0.0 | 0.0 | 7.7 | 0.0 |
| EN | 0.0 | 0.0 | 0.6 | 0.0 | 0.0 | 0.0 | 0.0 | 0.1 | 5.4 | 0.0 |
| FS | 0.0 | 0.0 | 0.4 | 0.0 | 0.0 | 0.1 | 0.0 | 0.1 | 7.0 | 0.2 |
| FO | 0.0 | 6.7 | 0.0 | 0.0 | 0.0 | 0.0 | 0.0 | 0.0 | 0.0 | 0.0 |
| FA | 0.0 | 12.2 | 0.0 | 0.0 | 0.0 | 0.0 | 0.0 | 0.0 | 0.0 | 0.0 |
| MO | 2.4 | 0.0 | 0.0 | 5.2 | 1.3 | 0.0 | 0.1 | 0.0 | 0.0 | 0.0 |
| LA | 0.0 | 0.0 | 0.0 | 0.0 | 0.0 | 0.0 | 0.0 | 0.0 | 0.0 | 0.0 |
| MT | 0.9 | 7.3 | 0.8 | 0.0 | 0.0 | 0.1 | 0.1 | 0.0 | 7.0 | 2.4 |
| IL | 0.2 | 6.6 | 0.2 | 0.3 | 0.4 | 0.4 | 0.2 | 0.2 | 6.2 | 0.2 |
| CR | 0.0 | 0.0 | 0.0 | 0.0 | 0.0 | 0.0 | 0.0 | 0.0 | 0.0 | 0.0 |
| HM | 1.0 | 0.0 | 1.1 | 1.4 | 1.7 | 1.7 | 1.3 | 1.4 | 0.0 | 0.0 |
| AP | 0.0 | 1.1 | 0.1 | 0.0 | 0.0 | 0.1 | 0.0 | 0.1 | 1.4 | 0.0 |
| PY | 0.0 | 0.0 | 0.0 | 0.0 | 0.0 | 0.0 | 0.0 | 0.0 | 0.0 | 0.0 |
| NS | 0.0 | 0.0 | 0.0 | 0.0 | 0.0 | 0.0 | 0.0 | 0.0 | 0.0 | 0.0 |
| KS | 0.0 | 0.0 | 0.0 | 0.0 | 0.0 | 0.0 | 0.0 | 0.0 | 0.0 | 0.0 |
| RU | 0.0 | 0.0 | 0.0 | 0.0 | 0.0 | 0.0 | 0.0 | 0.0 | 0.0 | 0.0 |
| CC | 0.0 | 0.0 | 0.0 | 0.0 | 0.0 | 0.0 | 0.0 | 0.0 | 0.0 | 0.0 |
| RECAST TO 100% | | | | | | | | | | |
| AB | 49 | 26 | 69 | 47 | 47 | 13 | 10 | 38 | 57 | 64 |
| OR | 42 | 5 | 21 | 44 | 47 | 84 | 82 | 58 | 16 | 31 |
| AN | 10 | 69 | 12 | 8 | 6 | 3 | 8 | 4 | 27 | 4 |
| RECAST TO 100% | | | | | | | | | | |
| Q | 48 | 0 | 49 | 35 | 34 | 8 | 53 | 49 | 2 | 41 |
| OR | 22 | 5 | 11 | 29 | 31 | 77 | 39 | 30 | 16 | 19 |
| AN+AB | 30 | 95 | 40 | 36 | 35 | 15 | 8 | 21 | 82 | 41 |

| SAMPLE | 5335 | C5336 | C5337 | C5338 | C5339 | C5340 | C5341 | C5342 | C5343 | C5344 |
|---|---|---|---|---|---|---|---|---|---|---|
| F | 240 | 2000 | 170 | 19500 | 480 | 440 | 170 | 190 | 2100 | 260 |
| CO | 5 | 31 | 3 | 3 | 2 | 5 | 3 | 3 | 12 | 0 |
| NI | 3 | 47 | 5 | 3 | 2 | 4 | 2 | 3 | 8 | 2 |
| CU | 48 | 12 | 9 | 19 | 7 | 270 | 36 | 28 | 230 | 18 |
| ZN | 45 | 310 | 34 | 32 | 44 | 100 | 37 | 30 | 240 | 67 |
| MO | 0 | 0 | 0 | 0 | 0 | 20 | 0 | 12 | 16 | 0 |
| AG | 0 | 0 | 0 | 0 | 0 | 0 | 0 | 0 | 0 | 0 |
| SN | 0 | 3 | 3 | 5 | 3 | 15 | 0 | 0 | 15 | 5 |
| SB | 0.4 | 1.8 | 0.6 | 0.3 | -0.2 | 36.7 | 0.4 | 0.3 | 1.0 | 0.5 |
| W | 0 | 8 | 0 | 0 | 0 | 0 | 1 | 0 | 7 | 0 |
| BI | 2.1 | 1.8 | 0.4 | 0.2 | -0.1 | 0.9 | 0.4 | 0.3 | 1.0 | 0.6 |
| PB | 100 | 170 | 8 | 2 | 22 | 320 | 11 | 16 | 140 | 21 |
| U | 7.3 | 3.1 | 4.9 | 9.6 | 8.6 | 9.3 | 3.9 | 4.7 | 1.7 | 11.0 |
| TH | 24 | 3 | 21 | 41 | 43 | 33 | 22 | 25 | 5 | 35 |

| SAMPLE | C5345 | C5346 | C5347 | C5348 | C5349 | C5350 | C5351 | C5352 | C5353 | C5354 |
|---|---|---|---|---|---|---|---|---|---|---|
| SIO2 | 64.4 | 63.9 | 47.6 | 78.2 | 75.9 | 75.7 | 76.1 | 78.5 | 76.3 | 77.1 |
| AL203 | 12.4 | 12.7 | 12.7 | 10.7 | 11.9 | 11.9 | 11.6 | 11.2 | 11.9 | 10.1 |
| CAO | 2.52 | 2.26 | 5.54 | 0.63 | 0.41 | 0.57 | 0.42 | 0.58 | 0.69 | 2.16 |
| MGO | 0.90 | 0.90 | 4.16 | 0.02 | 0.04 | 0.07 | 0.00 | 0.00 | 0.00 | 0.03 |
| NA20 | 3.87 | 3.92 | 2.56 | 3.23 | 3.31 | 3.12 | 3.37 | 3.71 | 3.48 | 2.08 |
| K20 | 3.43 | 3.59 | 2.33 | 4.23 | 5.11 | 5.29 | 4.57 | 3.64 | 4.66 | 4.49 |
| FEO | 6.02 | 6.19 | 13.6 | 1.17 | 1.50 | 1.50 | 1.09 | 0.67 | 1.27 | 1.04 |
| MNO | 0.34 | 0.29 | 0.32 | 0.12 | 0.12 | 0.13 | 0.12 | 0.11 | 0.11 | 0.12 |
| TIO2 | 1.09 | 1.14 | 3.39 | 0.14 | 0.16 | 0.17 | 0.10 | 0.11 | 0.14 | 0.12 |
| P205 | 0.32 | 0.33 | 1.22 | 0.02 | 0.02 | 0.03 | 0.01 | 0.01 | 0.02 | 0.03 |
| L.O.I. | 2.08 | 1.77 | 3.46 | 0.69 | 0.69 | 0.46 | 0.31 | 0.38 | 0.46 | 1.15 |
| SUM | 98.1 | 97.7 | 98.4 | 99.3 | 99.3 | 99.1 | 97.8 | 99.0 | 99.2 | 98.5 |
| FEO/MGO | 6.68 | 6.88 | 3.27 | 66.28 | 40.91 | 20.03 | -- | -- | -- | 30.72 |
| K20/K20+NA20 | 0.47 | 0.48 | 0.48 | 0.57 | 0.61 | 0.63 | 0.58 | 0.50 | 0.57 | 0.68 |

NORMATIVE MINERAL COMPOSITION (WEIGHT PERCENT)
[IRVINE & BARAGAR, CAN. JOUR. EARTHSCI. 8,523(1971)]

| | | | | | | | | | | |
|---|---|---|---|---|---|---|---|---|---|---|
| Q | 23.2 | 22.1 | 6.7 | 42.6 | 36.7 | 36.6 | 39.1 | 42.4 | 37.3 | 45.6 |
| C | 0.0 | 0.0 | 0.0 | 0.0 | 0.2 | 0.1 | 0.4 | 0.1 | 0.0 | 0.0 |
| OR | 21.2 | 22.2 | 14.5 | 25.4 | 30.6 | 31.7 | 27.7 | 21.8 | 27.9 | 27.3 |
| AB | 34.2 | 34.6 | 22.9 | 27.7 | 28.4 | 26.7 | 29.3 | 31.8 | 29.8 | 18.0 |
| AN | 6.6 | 6.7 | 17.3 | 2.2 | 1.9 | 2.6 | 2.1 | 2.8 | 3.1 | 5.2 |
| LC | 0.0 | 0.0 | 0.0 | 0.0 | 0.0 | 0.0 | 0.0 | 0.0 | 0.0 | 0.0 |
| NE | 0.0 | 0.0 | 0.0 | 0.0 | 0.0 | 0.0 | 0.0 | 0.0 | 0.0 | 0.0 |
| KP | 0.0 | 0.0 | 0.0 | 0.0 | 0.0 | 0.0 | 0.0 | 0.0 | 0.0 | 0.0 |
| AC | 0.0 | 0.0 | 0.0 | 0.0 | 0.0 | 0.0 | 0.0 | 0.0 | 0.0 | 0.0 |
| DI | 0.9 | 0.6 | 1.1 | 0.0 | 0.0 | 0.0 | 0.0 | 0.0 | 0.0 | 0.1 |
| HE | 2.7 | 1.8 | 1.6 | 0.1 | 0.0 | 0.0 | 0.0 | 0.0 | 0.0 | 0.1 |
| EN | 1.0 | 1.1 | 7.0 | 0.0 | 0.0 | 0.1 | 0.0 | 0.0 | 0.0 | 0.0 |
| FS | 3.3 | 3.8 | 11.7 | 0.0 | 0.1 | 0.1 | 0.0 | 0.0 | 0.0 | 0.0 |
| FO | 0.0 | 0.0 | 0.0 | 0.0 | 0.0 | 0.0 | 0.0 | 0.0 | 0.0 | 0.0 |
| FA | 0.0 | 0.0 | 0.0 | 0.0 | 0.0 | 0.0 | 0.0 | 0.0 | 0.0 | 0.0 |
| WO | 0.0 | 0.0 | 0.0 | 0.3 | 0.0 | 0.0 | 0.0 | 0.0 | 0.1 | 2.3 |
| LA | 0.0 | 0.0 | 0.0 | 0.0 | 0.0 | 0.0 | 0.0 | 0.0 | 0.0 | 0.0 |
| MT | 3.9 | 4.0 | 7.5 | 0.0 | 0.0 | 0.0 | 0.1 | 0.1 | 0.0 | 0.0 |
| IL | 2.2 | 2.3 | 6.8 | 0.3 | 0.3 | 0.3 | 0.2 | 0.2 | 0.2 | 0.2 |
| CR | 0.0 | 0.0 | 0.0 | 0.0 | 0.0 | 0.0 | 0.0 | 0.0 | 0.0 | 0.0 |
| HM | 0.0 | 0.0 | 0.0 | 1.3 | 1.7 | 1.7 | 1.2 | 0.7 | 1.4 | 1.2 |
| AP | 0.8 | 0.8 | 3.0 | 0.1 | 0.0 | 0.1 | 0.0 | 0.0 | 0.0 | 0.1 |
| PY | 0.0 | 0.0 | 0.0 | 0.0 | 0.0 | 0.0 | 0.0 | 0.0 | 0.0 | 0.0 |
| NS | 0.0 | 0.0 | 0.0 | 0.0 | 0.0 | 0.0 | 0.0 | 0.0 | 0.0 | 0.0 |
| KS | 0.0 | 0.0 | 0.0 | 0.0 | 0.0 | 0.0 | 0.0 | 0.0 | 0.0 | 0.0 |
| RU | 0.0 | 0.0 | 0.0 | 0.0 | 0.0 | 0.0 | 0.0 | 0.0 | 0.0 | 0.0 |
| CC | 0.0 | 0.0 | 0.0 | 0.0 | 0.0 | 0.0 | 0.0 | 0.0 | 0.0 | 0.0 |
| RECAST TO 100% | | | | | | | | | | |
| AB | 55 | 55 | 42 | 50 | 47 | 44 | 50 | 56 | 49 | 36 |
| OR | 34 | 35 | 27 | 46 | 50 | 52 | 47 | 39 | 46 | 54 |
| AN | 11 | 11 | 32 | 4 | 3 | 4 | 3 | 5 | 5 | 10 |
| RECAST TO 100% | | | | | | | | | | |
| Q | 27 | 26 | 11 | 43 | 38 | 37 | 40 | 43 | 38 | 47 |
| OR | 25 | 26 | 24 | 26 | 31 | 32 | 28 | 22 | 29 | 28 |
| AN+AB | 48 | 48 | 65 | 31 | 31 | 30 | 32 | 35 | 34 | 24 |

| SAMPLE | C5345 | C5346 | C5347 | C5348 | C5349 | C5350 | C5351 | C5352 | C5353 | C5354 |
|---|---|---|---|---|---|---|---|---|---|---|
| F | 650 | 730 | 1600 | 360 | 370 | 1100 | 210 | 400 | 700 | 400 |
| CO | 6 | 3 | 20 | 2 | 0 | 3 | 0 | 2 | 2 | 2 |
| NI | 3 | 3 | 6 | 3 | 2 | 3 | 1 | 2 | 2 | 5 |
| CU | 5 | 11 | 19 | 10 | 10 | 12 | 9 | 22 | 55 | 48 |
| ZN | 300 | 470 | 520 | 30 | 52 | 31 | 63 | 21 | 23 | 86 |
| MO | 0 | 0 | 12 | 0 | 0 | 0 | 0 | 0 | 0 | 0 |
| AG | 0 | 0 | 0 | 0 | 1 | 0 | 0 | 1 | 0 | 0 |
| SN | 3 | 3 | 0 | 0 | 3 | 5 | 3 | 3 | 0 | 0 |
| SB | 0.4 | 0.4 | 0.5 | 0.2 | 0.5 | 0.3 | -0.2 | -0.2 | 0.4 | 0.4 |
| W | 2 | 0 | 6 | 2 | 3 | 3 | 0 | 0 | 0 | 2 |
| BI | 0.1 | 0.4 | 0.7 | 0.1 | 0.2 | 0.2 | 0.2 | 0.4 | -0.1 | 0.3 |
| PB | 3 | 9 | 35 | 8 | 8 | 15 | 23 | 5 | 2 | 2 |
| U | 4.2 | 9.1 | 1.6 | 4.2 | 8.6 | 11.0 | 7.3 | 8.6 | 7.6 | 11.0 |
| TH | 23 | 18 | 7 | 29 | 35 | 39 | 36 | 37 | 38 | 23 |

| SAMPLE | C5355 | C5356 | C5357 | C5358 | C5359 | C5360 | C5361 | C5362 | C5363 | C5364 |
|---|---|---|---|---|---|---|---|---|---|---|
| SIO2 | 40.3 | 72.1 | 75.7 | 70.3 | 71.3 | 60.1 | 75.9 | 79.9 | 76.1 | 76.6 |
| AL203 | 17.1 | 13.5 | 11.1 | 14.0 | 13.4 | 17.4 | 11.3 | 9.80 | 10.7 | 10.7 |
| CAO | 7.64 | 1.07 | 0.72 | 0.49 | 0.40 | 3.80 | 0.47 | 0.33 | 0.77 | 0.59 |
| MGO | 5.36 | 0.22 | 0.21 | 0.23 | 0.14 | 0.00 | 0.00 | 0.08 | 0.00 | 0.07 |
| NA2O | 2.55 | 3.06 | 1.31 | 1.88 | 1.46 | 3.06 | 1.82 | 1.56 | 3.26 | 2.00 |
| K2O | 0.93 | 5.93 | 6.31 | 8.77 | 8.66 | 10.2 | 6.60 | 5.64 | 3.80 | 5.43 |
| FEO | 15.4 | 1.78 | 1.89 | 1.48 | 1.59 | 1.11 | 0.90 | 1.05 | 2.10 | 2.42 |
| MNO | 0.49 | 0.13 | 0.13 | 0.14 | 0.13 | 0.12 | 0.11 | 0.12 | 0.13 | 0.11 |
| TIO2 | 3.26 | 0.12 | 0.12 | 0.17 | 0.15 | 0.16 | 0.11 | 0.10 | 0.21 | 0.21 |
| P2O5 | 0.61 | 0.03 | 0.03 | 0.03 | 0.02 | 0.03 | 0.02 | 0.02 | 0.01 | 0.00 |
| L.O.I. | 4.00 | 0.92 | 0.85 | 0.38 | 0.46 | 1.31 | 0.23 | 0.23 | 0.38 | 0.38 |
| SUM | 99.4 | 99.1 | 98.6 | 98.1 | 97.9 | 97.4 | 97.5 | 98.9 | 97.7 | 98.7 |
| FEO/MGO | 2.88 | 8.02 | 9.13 | 6.43 | 11.63 | -- | -- | 12.89 | -- | 33.42 |
| K2O/K2O+NA2O | 0.27 | 0.66 | 0.83 | 0.82 | 0.86 | 0.77 | 0.78 | 0.78 | 0.54 | 0.73 |

NORMATIVE MINERAL COMPOSITION (WEIGHT PERCENT)
[IRVINE & BARAGAR, CAN. JOUR. EARTHSCI. 8,523(1971)]

| | | | | | | | | | | |
|---|---|---|---|---|---|---|---|---|---|---|
| Q | 0.0 | 29.6 | 43.1 | 25.0 | 29.4 | 0.0 | 40.1 | 49.1 | 42.2 | 43.5 |
| C | 0.0 | 0.2 | 0.9 | 0.6 | 0.9 | 0.0 | 0.3 | 0.6 | 0.0 | 0.5 |
| OR | 5.8 | 35.7 | 38.1 | 53.1 | 52.5 | 62.9 | 40.1 | 33.8 | 23.1 | 32.7 |
| AB | 22.7 | 26.3 | 11.3 | 16.3 | 12.7 | 23.3 | 15.9 | 13.3 | 28.3 | 17.2 |
| AN | 34.1 | 5.2 | 3.5 | 2.3 | 1.9 | 3.5 | 2.2 | 1.5 | 3.5 | 3.0 |
| LC | 0.0 | 0.0 | 0.0 | 0.0 | 0.0 | 0.0 | 0.0 | 0.0 | 0.0 | 0.0 |
| NE | 0.0 | 0.0 | 0.0 | 0.0 | 0.0 | 2.0 | 0.0 | 0.0 | 0.0 | 0.0 |
| KP | 0.0 | 0.0 | 0.0 | 0.0 | 0.0 | 0.0 | 0.0 | 0.0 | 0.0 | 0.0 |
| AC | 0.0 | 0.0 | 0.0 | 0.0 | 0.0 | 0.0 | 0.0 | 0.0 | 0.0 | 0.0 |
| DI | 0.5 | 0.0 | 0.0 | 0.0 | 0.0 | 0.0 | 0.0 | 0.0 | 0.0 | 0.0 |
| HE | 0.8 | 0.0 | 0.0 | 0.0 | 0.0 | 0.0 | 0.0 | 0.0 | 0.0 | 0.0 |
| EN | 1.3 | 0.3 | 0.2 | 0.4 | 0.2 | 0.0 | 0.0 | 0.1 | 0.0 | 0.0 |
| FS | 2.0 | 0.4 | 0.4 | 0.2 | 0.2 | 0.0 | 0.0 | 0.1 | 0.0 | 0.2 |
| FO | 6.4 | 0.0 | 0.0 | 0.0 | 0.0 | 0.0 | 0.0 | 0.0 | 0.0 | 0.0 |
| FA | 11.2 | 0.0 | 0.0 | 0.0 | 0.0 | 0.0 | 0.0 | 0.0 | 0.0 | 0.0 |
| NO | 0.0 | 0.0 | 0.0 | 0.0 | 0.0 | 6.6 | 0.0 | 0.0 | 0.1 | 0.0 |
| LA | 0.0 | 0.0 | 0.0 | 0.0 | 0.0 | 0.0 | 0.0 | 0.0 | 0.0 | 0.0 |
| MT | 7.3 | 1.1 | 1.5 | 0.0 | 0.3 | 0.0 | 0.0 | 0.1 | 1.7 | 2.5 |
| IL | 6.5 | 0.2 | 0.2 | 0.3 | 0.3 | 0.3 | 0.2 | 0.2 | 0.4 | 0.4 |
| CR | 0.0 | 0.0 | 0.0 | 0.0 | 0.0 | 0.0 | 0.0 | 0.0 | 0.0 | 0.0 |
| HM | 0.0 | 0.9 | 0.6 | 1.7 | 1.5 | 1.3 | 1.0 | 1.1 | 0.6 | 0.0 |
| AP | 1.5 | 0.1 | 0.1 | 0.1 | 0.1 | 0.1 | 0.0 | 0.0 | 0.0 | 0.0 |
| PY | 0.0 | 0.0 | 0.0 | 0.0 | 0.0 | 0.0 | 0.0 | 0.0 | 0.0 | 0.0 |
| NS | 0.0 | 0.0 | 0.0 | 0.0 | 0.0 | 0.0 | 0.0 | 0.0 | 0.0 | 0.0 |
| KS | 0.0 | 0.0 | 0.0 | 0.0 | 0.0 | 0.0 | 0.0 | 0.0 | 0.0 | 0.0 |
| RU | 0.0 | 0.0 | 0.0 | 0.0 | 0.0 | 0.0 | 0.0 | 0.0 | 0.0 | 0.0 |
| CC | 0.0 | 0.0 | 0.0 | 0.0 | 0.0 | 0.0 | 0.0 | 0.0 | 0.0 | 0.0 |
| RECAST TO 100% | | | | | | | | | | |
| AB | 36 | 39 | 21 | 23 | 19 | 26 | 27 | 27 | 52 | 33 |
| OR | 9 | 53 | 72 | 74 | 78 | 70 | 69 | 69 | 42 | 62 |
| AN | 55 | 8 | 7 | 3 | 3 | 4 | 4 | 3 | 6 | 6 |
| RECAST TO 100% | | | | | | | | | | |
| Q | 0 | 31 | 45 | 26 | 30 | 0 | 41 | 50 | 43 | 45 |
| OR | 9 | 37 | 40 | 55 | 54 | 70 | 41 | 35 | 24 | 34 |
| AN+AB | 91 | 33 | 15 | 19 | 15 | 30 | 18 | 15 | 33 | 21 |

| SAMPLE | 5355 | 05356 | 05357 | 05358 | 05359 | 05360 | 05361 | 05362 | 05363 | 05364 |
|---|---|---|---|---|---|---|---|---|---|---|
| F | 1900 | 270 | 420 | 340 | 260 | 19000 | 250 | 150 | 240 | 170 |
| CD | 40 | 4 | 3 | 4 | 2 | 2 | 0 | 2 | 0 | 0 |
| NI | 34 | 3 | 2 | 3 | 2 | 3 | 4 | 3 | 2 | 3 |
| CU | 15 | 9 | 13 | 15 | 11 | 6 | 12 | 12 | 25 | 7 |
| ZN | 290 | 63 | 150 | 44 | 120 | 95 | 22 | 72 | 77 | 33 |
| MO | 0 | 80 | 230 | 0 | 100 | 0 | 0 | 0 | 0 | 0 |
| AG | 0 | 2 | 1 | 0 | 1 | 1 | 0 | 1 | 1 | 1 |
| SN | 0 | 0 | 0 | 0 | 0 | 0 | 0 | 0 | 3 | 3 |
| SB | 1.0 | 0.9 | 0.7 | 0.6 | 0.7 | 0.4 | 0.8 | 1.0 | 0.2 | 0.3 |
| W | 8 | 0 | 3 | 2 | 3 | 0 | 2 | 4 | 2 | 2 |
| BI | 0.5 | 1.7 | 1.6 | 0.2 | 0.4 | 0.3 | 0.2 | 0.2 | 0.1 | 0.1 |
| PB | 0 | 18 | 110 | 10 | 180 | 60 | 12 | 30 | 57 | 9 |
| U | 1.1 | 9.0 | 16.0 | 10.0 | 9.3 | 13.0 | 14.0 | 28.0 | 7.3 | 7.1 |
| TH | 4 | 25 | 24 | 28 | 41 | 34 | 32 | 21 | 23 | 28 |

| SAMPLE | C5365 | C5366 | C5367 | C5368 | C5369 | C5370 | C5371 | C5372 | C5373 | C5374 |
|---|---|---|---|---|---|---|---|---|---|---|
| SIO2 | 49.0 | 76.1 | 74.4 | 44.7 | 44.9 | 79.2 | 73.5 | 75.1 | 79.7 | 76.0 |
| AL203 | 13.1 | 11.7 | 9.62 | 13.3 | 14.1 | 5.55 | 12.2 | 11.8 | 9.39 | 10.8 |
| CAO | 6.44 | 0.96 | 3.79 | 8.25 | 6.23 | 5.14 | 0.90 | 0.45 | 0.37 | 0.47 |
| MGO | 5.88 | 0.37 | 0.43 | 6.02 | 6.77 | 0.12 | 0.11 | 0.11 | 0.00 | 0.16 |
| NA2O | 3.87 | 4.73 | 0.00 | 2.92 | 3.45 | 2.52 | 0.56 | 0.18 | 0.35 | 0.27 |
| K2O | 1.60 | 2.40 | 5.92 | 1.03 | 1.09 | 0.63 | 9.28 | 8.69 | 7.50 | 8.06 |
| FEO | 11.9 | 1.64 | 2.12 | 14.0 | 14.4 | 0.87 | 1.02 | 1.40 | 0.56 | 1.72 |
| MNO | 0.51 | 0.13 | 0.14 | 0.32 | 0.55 | 0.13 | 0.11 | 0.13 | 0.11 | 0.15 |
| TIO2 | 2.33 | 0.14 | 0.11 | 3.28 | 2.50 | 0.07 | 0.14 | 0.12 | 0.09 | 0.18 |
| P2O5 | 0.29 | 0.04 | 0.03 | 0.57 | 0.36 | 0.01 | 0.02 | 0.02 | 0.01 | 0.03 |
| L.O.I. | 2.46 | 0.69 | 1.62 | 3.00 | 3.54 | 3.77 | 0.46 | 0.38 | 0.31 | 0.46 |
| SUM | 98.7 | 99.1 | 98.5 | 98.9 | 99.5 | 98.1 | 98.4 | 98.5 | 98.4 | 98.4 |
| FEO/MGO | 2.02 | 4.42 | 4.95 | 2.32 | 2.13 | 7.27 | 8.90 | 13.10 | — | 10.86 |
| K2O/K2O+NA2O | 0.29 | 0.34 | 1.00 | 0.26 | 0.24 | 0.20 | 0.94 | 0.98 | 0.96 | 0.97 |

NORMATIVE MINERAL COMPOSITION (WEIGHT PERCENT)
[IRVINE & BARAGAR, CAN. JOUR. EARTHSCI. 8, 523(1971)]

| | | | | | | | | | | |
|---|---|---|---|---|---|---|---|---|---|---|
| Q | 0.0 | 37.6 | 46.6 | 0.0 | 0.0 | 59.4 | 33.5 | 40.4 | 49.0 | 43.3 |
| C | 0.0 | 0.0 | 0.0 | 0.0 | 0.0 | 0.0 | 0.0 | 1.3 | 0.0 | 0.8 |
| OR | 9.8 | 14.4 | 36.1 | 6.4 | 6.7 | 3.9 | 56.0 | 52.3 | 45.2 | 48.6 |
| AB | 34.1 | 40.7 | 0.0 | 25.7 | 30.5 | 22.6 | 4.8 | 1.6 | 3.0 | 2.3 |
| AN | 14.1 | 3.7 | 9.0 | 21.1 | 20.6 | 2.1 | 3.5 | 2.2 | 1.8 | 2.1 |
| LC | 0.0 | 0.0 | 0.0 | 0.0 | 0.0 | 0.0 | 0.0 | 0.0 | 0.0 | 0.0 |
| NE | 0.0 | 0.0 | 0.0 | 0.0 | 0.0 | 0.0 | 0.0 | 0.0 | 0.0 | 0.0 |
| KP | 0.0 | 0.0 | 0.0 | 0.0 | 0.0 | 0.0 | 0.0 | 0.0 | 0.0 | 0.0 |
| AC | 0.0 | 0.0 | 0.0 | 0.0 | 0.0 | 0.0 | 0.0 | 0.0 | 0.0 | 0.0 |
| DI | 7.2 | 0.5 | 1.2 | 7.1 | 3.8 | 0.4 | 0.4 | 0.0 | 0.0 | 0.0 |
| HE | 7.0 | 0.2 | 1.4 | 7.6 | 4.0 | 0.3 | 0.3 | 0.0 | 0.0 | 0.0 |
| EN | 5.1 | 0.4 | 0.0 | 5.5 | 2.2 | 0.0 | 0.0 | 0.2 | 0.0 | 0.2 |
| FS | 5.7 | 0.2 | 0.0 | 6.6 | 2.7 | 0.0 | 0.0 | 0.1 | 0.0 | 0.3 |
| FO | 2.7 | 0.0 | 0.0 | 2.1 | 7.4 | 0.0 | 0.0 | 0.0 | 0.0 | 0.0 |
| FA | 3.3 | 0.0 | 0.0 | 2.8 | 10.1 | 0.0 | 0.0 | 0.0 | 0.0 | 0.0 |
| WO | 0.0 | 0.0 | 3.0 | 0.0 | 0.0 | 10.0 | 0.1 | 0.0 | 0.0 | 0.0 |
| LA | 0.0 | 0.0 | 0.0 | 0.0 | 0.0 | 0.0 | 0.0 | 0.0 | 0.0 | 0.0 |
| MT | 5.8 | 0.6 | 2.4 | 7.2 | 6.1 | 0.2 | 0.0 | 0.1 | 0.1 | 0.6 |
| IL | 4.6 | 0.3 | 0.2 | 6.5 | 5.0 | 0.1 | 0.3 | 0.2 | 0.2 | 0.3 |
| CR | 0.0 | 0.0 | 0.0 | 0.0 | 0.0 | 0.0 | 0.0 | 0.0 | 0.0 | 0.0 |
| NM | 0.0 | 1.3 | 0.0 | 0.0 | 0.0 | 0.9 | 1.2 | 1.5 | 0.6 | 1.3 |
| AP | 0.7 | 0.1 | 0.1 | 1.4 | 0.9 | 0.0 | 0.1 | 0.0 | 0.0 | 0.1 |
| PY | 0.0 | 0.0 | 0.0 | 0.0 | 0.0 | 0.0 | 0.0 | 0.0 | 0.0 | 0.0 |
| NS | 0.0 | 0.0 | 0.0 | 0.0 | 0.0 | 0.0 | 0.0 | 0.0 | 0.0 | 0.0 |
| KS | 0.0 | 0.0 | 0.0 | 0.0 | 0.0 | 0.0 | 0.0 | 0.0 | 0.0 | 0.0 |
| RU | 0.0 | 0.0 | 0.0 | 0.0 | 0.0 | 0.0 | 0.0 | 0.0 | 0.0 | 0.0 |
| CC | 0.0 | 0.0 | 0.0 | 0.0 | 0.0 | 0.0 | 0.0 | 0.0 | 0.0 | 0.0 |
| RECAST TO 100% | | | | | | | | | | |
| AB | 59 | 69 | 0 | 48 | 53 | 79 | 8 | 3 | 6 | 4 |
| OR | 17 | 25 | 80 | 12 | 12 | 14 | 87 | 93 | 90 | 92 |
| AN | 24 | 6 | 20 | 40 | 36 | 7 | 5 | 4 | 4 | 4 |
| RECAST TO 100% | | | | | | | | | | |
| Q | 0 | 39 | 51 | 0 | 0 | 67 | 34 | 42 | 49 | 45 |
| OR | 17 | 15 | 39 | 12 | 12 | 4 | 57 | 54 | 46 | 50 |
| AN+AB | 83 | 46 | 10 | 88 | 88 | 28 | 9 | 4 | 5 | 5 |

| SAMPLE | 5365 | C5366 | C5367 | C5368 | C5369 | C5370 | C5371 | C5372 | C5373 | C5374 |
|---|---|---|---|---|---|---|---|---|---|---|
| F | 1600 | 800 | 7100 | 1500 | 2300 | 200 | 1400 | 330 | 180 | 410 |
| CO | 19 | 5 | 3 | 35 | 28 | 3 | 5 | 5 | 3 | 4 |
| NI | 18 | 6 | 4 | 34 | 42 | 7 | 3 | 4 | 2 | 5 |
| CU | 88 | 20 | 13 | 90 | 13 | 44 | 17 | 27 | 31 | 13 |
| ZN | 710 | 47 | 61 | 270 | 250 | 28 | 28 | 26 | 30 | 30 |
| MO | 0 | 0 | 0 | 0 | 0 | 0 | 0 | 0 | 0 | 0 |
| AG | 1 | 1 | 0 | 0 | 0 | 0 | 0 | 0 | 0 | 0 |
| SN | 0 | 0 | 0 | 0 | 0 | 3 | 0 | 0 | 0 | 0 |
| SB | 1.6 | 1.2 | 1.2 | 1.2 | 1.0 | 1.4 | 0.3 | 0.6 | 0.4 | 0.5 |
| W | 5 | 0 | 4 | 5 | 9 | 0 | 0 | 2 | 4 | 6 |
| BI | 1.2 | 0.3 | 0.6 | 0.1 | 0.4 | 0.4 | 0.2 | 0.2 | 0.3 | 0.1 |
| PB | 450 | 12 | 12 | 390 | 26 | 33 | 10 | 7 | 23 | 4 |
| U | 1.0 | 11.0 | 5.2 | 0.4 | 0.4 | 3.5 | 4.7 | 6.2 | 4.2 | 4.8 |
| TH | 3 | 22 | 16 | 0 | 0 | 7 | 20 | 32 | 23 | 26 |

| SAMPLE | C5375 | C5376 | C5377 | C5378 | C5379 | C5380 | C5381 | C5382 | C5383 | C5384 |
|---|---|---|---|---|---|---|---|---|---|---|
| SIO2 | 75.1 | 58.3 | 64.1 | 45.2 | 45.6 | 70.0 | 74.0 | 43.5 | 79.9 | 43.2 |
| AL203 | 10.5 | 17.1 | 13.0 | 12.8 | 12.9 | 12.3 | 10.7 | 18.0 | 11.7 | 14.9 |
| CAO | 0.65 | 4.74 | 5.35 | 7.44 | 6.91 | 0.56 | 0.67 | 16.7 | 0.42 | 8.92 |
| MGO | 0.02 | 0.16 | 0.29 | 6.63 | 5.95 | 0.62 | 1.07 | 1.55 | 0.59 | 5.46 |
| NA2O | 2.78 | 1.93 | 0.83 | 2.94 | 2.56 | 0.00 | 0.00 | 0.00 | 0.00 | 2.13 |
| K2O | 4.03 | 9.91 | 8.40 | 1.34 | 1.95 | 3.90 | 3.00 | 0.64 | 3.70 | 1.17 |
| FEO | 2.21 | 3.85 | 3.19 | 13.6 | 14.0 | 5.19 | 4.59 | 11.7 | 1.37 | 13.8 |
| MNO | 0.18 | 0.26 | 0.26 | 0.34 | 0.39 | 0.13 | 0.15 | 0.35 | 0.14 | 0.34 |
| TIO2 | 0.20 | 0.30 | 0.18 | 3.28 | 3.29 | 0.21 | 0.28 | 1.86 | 0.30 | 3.61 |
| P2O5 | 0.00 | 0.05 | 0.03 | 0.60 | 0.59 | 0.01 | 0.02 | 0.25 | 0.03 | 1.11 |
| L.O.I | 1.23 | 0.77 | 1.31 | 3.77 | 2.69 | 3.62 | 2.77 | 2.54 | 2.08 | 2.62 |
| SUM | 97.1 | 97.8 | 97.3 | 99.5 | 98.4 | 97.1 | 97.8 | 98.4 | 100.4 | 98.7 |
| FEO/MGO | 128.38 | 24.00 | 10.93 | 2.06 | 2.36 | 8.42 | 4.29 | 7.54 | 2.31 | 2.52 |
| K2O/K2O+NA2O | 0.59 | 0.84 | 0.91 | 0.31 | 0.43 | 1.00 | 1.00 | 1.00 | 1.00 | 0.35 |

NORMATIVE MINERAL COMPOSITION (WEIGHT PERCENT)
[IRVINE & BARAGAR, CAN. JOUR. EARTHSCI. 8,523(1971)]

| | | | | | | | | | | |
|---|---|---|---|---|---|---|---|---|---|---|
| Q | 43.9 | 0.8 | 19.4 | 0.0 | 0.0 | 54.3 | 61.0 | 6.5 | 65.1 | 1.0 |
| C | 0.4 | 0.0 | 0.0 | 0.0 | 0.0 | 7.6 | 6.6 | 0.0 | 7.0 | 0.0 |
| OR | 24.9 | 60.6 | 51.8 | 8.3 | 12.0 | 24.7 | 18.7 | 4.0 | 22.3 | 7.2 |
| AB | 24.6 | 16.9 | 7.3 | 26.0 | 22.7 | 0.0 | 0.0 | 0.0 | 0.0 | 18.7 |
| AN | 3.4 | 8.9 | 7.2 | 18.5 | 18.8 | 2.9 | 3.3 | 49.6 | 2.0 | 28.6 |
| LC | 0.0 | 0.0 | 0.0 | 0.0 | 0.0 | 0.0 | 0.0 | 0.0 | 0.0 | 0.0 |
| NE | 0.0 | 0.0 | 0.0 | 0.0 | 0.0 | 0.0 | 0.0 | 0.0 | 0.0 | 0.0 |
| KP | 0.0 | 0.0 | 0.0 | 0.0 | 0.0 | 0.0 | 0.0 | 0.0 | 0.0 | 0.0 |
| AC | 0.0 | 0.0 | 0.0 | 0.0 | 0.0 | 0.0 | 0.0 | 0.0 | 0.0 | 0.0 |
| DI | 0.0 | 0.5 | 1.0 | 6.8 | 5.2 | 0.0 | 0.0 | 6.4 | 0.0 | 3.9 |
| HE | 0.0 | 5.4 | 4.3 | 6.3 | 5.6 | 0.0 | 0.0 | 23.5 | 0.0 | 4.3 |
| EN | 0.0 | 0.0 | 0.0 | 6.8 | 8.9 | 1.3 | 2.2 | 0.0 | 1.3 | 8.2 |
| FS | 0.1 | 0.0 | 0.0 | 7.2 | 11.0 | 5.9 | 4.8 | 0.0 | 0.2 | 10.5 |
| FO | 0.0 | 0.0 | 0.0 | 2.2 | 0.3 | 0.0 | 0.0 | 0.0 | 0.0 | 0.0 |
| FA | 0.0 | 0.0 | 0.0 | 2.6 | 0.3 | 0.0 | 0.0 | 0.0 | 0.0 | 0.0 |
| WO | 0.0 | 3.5 | 5.9 | 0.0 | 0.0 | 0.0 | 0.0 | 0.6 | 0.0 | 0.0 |
| LA | 0.0 | 0.0 | 0.0 | 0.0 | 0.0 | 0.0 | 0.0 | 0.0 | 0.0 | 0.0 |
| MT | 2.3 | 2.7 | 2.5 | 7.2 | 7.3 | 2.7 | 2.7 | 5.1 | 0.0 | 7.7 |
| IL | 0.4 | 0.6 | 0.4 | 6.5 | 6.5 | 0.4 | 0.6 | 3.7 | 0.3 | 7.1 |
| CR | 0.0 | 0.0 | 0.0 | 0.0 | 0.0 | 0.0 | 0.0 | 0.0 | 0.0 | 0.0 |
| HM | 0.2 | 0.0 | 0.0 | 0.0 | 0.0 | 0.0 | 0.0 | 0.0 | 1.5 | 0.0 |
| AP | 0.0 | 0.1 | 0.1 | 1.5 | 1.4 | 0.0 | 0.1 | 0.6 | 0.1 | 2.7 |
| PY | 0.0 | 0.0 | 0.0 | 0.0 | 0.0 | 0.0 | 0.0 | 0.0 | 0.0 | 0.0 |
| NS | 0.0 | 0.0 | 0.0 | 0.0 | 0.0 | 0.0 | 0.0 | 0.0 | 0.0 | 0.0 |
| KS | 0.0 | 0.0 | 0.0 | 0.0 | 0.0 | 0.0 | 0.0 | 0.0 | 0.0 | 0.0 |
| RU | 0.0 | 0.0 | 0.0 | 0.0 | 0.0 | 0.0 | 0.0 | 0.0 | 0.1 | 0.0 |
| CC | 0.0 | 0.0 | 0.0 | 0.0 | 0.0 | 0.0 | 0.0 | 0.0 | 0.0 | 0.0 |
| RECAST TO 100% | | | | | | | | | | |
| AB | 47 | 20 | 11 | 49 | 42 | 0 | 0 | 0 | 0 | 34 |
| OR | 47 | 70 | 78 | 16 | 22 | 89 | 85 | 7 | 92 | 13 |
| AN | 6 | 10 | 11 | 35 | 35 | 11 | 15 | 93 | 8 | 52 |
| RECAST TO 100% | | | | | | | | | | |
| Q | 45 | 1 | 23 | 0 | 0 | 66 | 73 | 11 | 73 | 2 |
| OR | 26 | 69 | 69 | 16 | 22 | 30 | 23 | 7 | 25 | 13 |
| AN+AB | 29 | 30 | 17 | 84 | 78 | 4 | 4 | 83 | 2 | 85 |

| SAMPLE | C5375 | C5376 | C5377 | C5378 | C5379 | C5380 | C5381 | C5382 | C5383 | C5384 |
|---|---|---|---|---|---|---|---|---|---|---|
| F | 770 | 620 | 1200 | 1000 | 740 | 480 | 700 | 1200 | 620 | 1800 |
| CO | 5 | 10 | 7 | 36 | 35 | 5 | 6 | 13 | 3 | 40 |
| NI | 3 | 6 | 5 | 30 | 30 | 5 | 3 | 29 | 3 | 42 |
| CU | 19 | 8 | 7 | 13 | 43 | 35 | 21 | 16 | 8 | 43 |
| ZN | 180 | 61 | 41 | 480 | 330 | 210 | 120 | 120 | 71 | 130 |
| MO | 0 | 0 | 0 | 0 | 0 | 0 | 0 | 0 | 0 | 0 |
| AG | 0 | 0 | 0 | 0 | 0 | 0 | 0 | 0 | 0 | 1 |
| SN | 3 | 3 | 3 | 0 | 0 | 22 | 25 | 8 | 3 | 0 |
| SB | 0.4 | 1.3 | 0.6 | 1.0 | 1.3 | 3.0 | 1.1 | 10.8 | 0.5 | 1.7 |
| W | 2 | 0 | 0 | 3 | 4 | 0 | 2 | 7 | 3 | 0 |
| BI | 0.2 | 1.1 | 0.6 | 1.3 | 0.3 | 1.0 | 0.5 | 1.5 | 0.4 | 0.1 |
| PB | 45 | 36 | 8 | 230 | 380 | 140 | 49 | 230 | 22 | 0 |
| U | 5.2 | 11.0 | 6.8 | 0.6 | 0.5 | 11.0 | 14.0 | 0.4 | 4.2 | 0.5 |
| TH | 19 | 36 | 31 | 0 | 3 | 54 | 52 | 0 | 15 | 8 |

| SAMPLE | C5385 | C5386 | C5387 | C5388 | C5389 | C5390 | C5391 | C5392 | C5393 | C5394 |
|---|---|---|---|---|---|---|---|---|---|---|
| SIO2 | 76.6 | 76.2 | 75.0 | 42.4 | 79.0 | 77.9 | 76.8 | 78.2 | 62.9 | 65.1 |
| AL203 | 10.9 | 10.4 | 9.77 | 14.6 | 8.49 | 8.25 | 9.10 | 8.82 | 18.0 | 18.4 |
| CAO | 1.28 | 0.39 | 0.47 | 7.43 | 0.31 | 0.46 | 0.42 | 0.46 | 0.50 | 0.56 |
| MGO | 0.25 | 0.00 | 0.10 | 6.29 | 0.05 | 0.02 | 0.04 | 0.15 | 2.63 | 2.07 |
| NA2O | 0.00 | 0.00 | 0.00 | 2.63 | 0.00 | 0.00 | 0.00 | 0.00 | 0.00 | 0.00 |
| K2O | 3.16 | 6.71 | 5.35 | 1.08 | 5.17 | 5.44 | 5.86 | 5.64 | 6.21 | 5.88 |
| FEO | 2.89 | 2.49 | 3.84 | 14.2 | 2.42 | 3.20 | 3.67 | 3.04 | 3.68 | 2.44 |
| MNO | 0.13 | 0.11 | 0.14 | 0.39 | 0.14 | 0.14 | 0.20 | 0.15 | 0.25 | 0.20 |
| TIO2 | 0.30 | 0.27 | 0.31 | 3.64 | 0.27 | 0.29 | 0.34 | 0.31 | 0.29 | 0.15 |
| P2O5 | 0.02 | 0.02 | 0.04 | 1.12 | 0.02 | 0.02 | 0.02 | 0.01 | 0.10 | 0.03 |
| L.O.I. | 2.31 | 1.62 | 2.23 | 3.23 | 1.62 | 2.00 | 1.69 | 1.46 | 4.00 | 4.15 |
| SUM | 98.2 | 98.5 | 97.7 | 98.6 | 97.8 | 98.0 | 98.5 | 98.6 | 98.9 | 99.2 |
| FEO/MGO | 11.75 | -- | 39.89 | 2.26 | 47.70 | 202.49 | 93.15 | 19.90 | 1.40 | 1.18 |
| K2O/K2O+NA2O | 1.00 | 1.00 | 1.00 | 0.29 | 1.00 | 1.00 | 1.00 | 1.00 | 1.00 | 1.00 |

NORMATIVE MINERAL COMPOSITION (WEIGHT PERCENT)
[IRVINE & BARAGAR, CAN. JOUR. EARTHSCI. 8,523(1971)]

| | | | | | | | | | | |
|---|---|---|---|---|---|---|---|---|---|---|
| Q | 63.9 | 51.4 | 55.1 | 0.0 | 60.9 | 58.0 | 54.4 | 56.7 | 35.1 | 40.0 |
| C | 5.4 | 2.5 | 3.4 | 0.0 | 2.5 | 1.7 | 2.1 | 2.0 | 11.1 | 11.6 |
| OR | 19.5 | 41.1 | 33.2 | 6.7 | 31.8 | 33.6 | 35.9 | 34.4 | 38.7 | 36.5 |
| AB | 0.0 | 0.0 | 0.0 | 23.3 | 0.0 | 0.0 | 0.0 | 0.0 | 0.0 | 0.0 |
| AN | 6.5 | 1.8 | 2.2 | 25.9 | 1.4 | 2.2 | 2.0 | 2.2 | 2.0 | 2.8 |
| LC | 0.0 | 0.0 | 0.0 | 0.0 | 0.0 | 0.0 | 0.0 | 0.0 | 0.0 | 0.0 |
| NE | 0.0 | 0.0 | 0.0 | 0.0 | 0.0 | 0.0 | 0.0 | 0.0 | 0.0 | 0.0 |
| KP | 0.0 | 0.0 | 0.0 | 0.0 | 0.0 | 0.0 | 0.0 | 0.0 | 0.0 | 0.0 |
| AC | 0.0 | 0.0 | 0.0 | 0.0 | 0.0 | 0.0 | 0.0 | 0.0 | 0.0 | 0.0 |
| DI | 0.0 | 0.0 | 0.0 | 2.1 | 0.0 | 0.0 | 0.0 | 0.0 | 0.0 | 0.0 |
| HE | 0.0 | 0.0 | 0.0 | 2.1 | 0.0 | 0.0 | 0.0 | 0.0 | 0.0 | 0.0 |
| EN | 0.3 | 0.0 | 0.1 | 7.9 | 0.0 | 0.0 | 0.1 | 0.2 | 5.8 | 4.4 |
| FS | 1.1 | 0.0 | 2.5 | 9.1 | 0.2 | 1.3 | 2.1 | 1.2 | 3.8 | 1.8 |
| FO | 0.0 | 0.0 | 0.0 | 2.3 | 0.0 | 0.0 | 0.0 | 0.0 | 0.0 | 0.0 |
| FA | 0.0 | 0.0 | 0.0 | 2.9 | 0.0 | 0.0 | 0.0 | 0.0 | 0.0 | 0.0 |
| WO | 0.0 | 0.0 | 0.0 | 0.0 | 0.0 | 0.0 | 0.0 | 0.0 | 0.0 | 0.0 |
| LA | 0.0 | 0.0 | 0.0 | 0.0 | 0.0 | 0.0 | 0.0 | 0.0 | 0.0 | 0.0 |
| MT | 2.7 | 2.5 | 2.8 | 7.8 | 2.4 | 2.7 | 2.8 | 2.7 | 2.7 | 2.5 |
| IL | 0.6 | 0.5 | 0.6 | 7.2 | 0.5 | 0.6 | 0.7 | 0.6 | 0.6 | 0.3 |
| CR | 0.0 | 0.0 | 0.0 | 0.0 | 0.0 | 0.0 | 0.0 | 0.0 | 0.0 | 0.0 |
| HM | 0.0 | 0.1 | 0.0 | 0.0 | 0.2 | 0.0 | 0.0 | 0.0 | 0.0 | 0.0 |
| AP | 0.1 | 0.1 | 0.1 | 2.7 | 0.1 | 0.1 | 0.1 | 0.0 | 0.2 | 0.1 |
| PY | 0.0 | 0.0 | 0.0 | 0.0 | 0.0 | 0.0 | 0.0 | 0.0 | 0.0 | 0.0 |
| NS | 0.0 | 0.0 | 0.0 | 0.0 | 0.0 | 0.0 | 0.0 | 0.0 | 0.0 | 0.0 |
| KS | 0.0 | 0.0 | 0.0 | 0.0 | 0.0 | 0.0 | 0.0 | 0.0 | 0.0 | 0.0 |
| RU | 0.0 | 0.0 | 0.0 | 0.0 | 0.0 | 0.0 | 0.0 | 0.0 | 0.0 | 0.0 |
| CC | 0.0 | 0.0 | 0.0 | 0.0 | 0.0 | 0.0 | 0.0 | 0.0 | 0.0 | 0.0 |
| RECAST TO 100% | | | | | | | | | | |
| AB | 0 | 0 | 0 | 42 | 0 | 0 | 0 | 0 | 0 | 0 |
| OR | 75 | 96 | 94 | 12 | 96 | 94 | 95 | 94 | 95 | 93 |
| AN | 25 | 4 | 6 | 46 | 4 | 6 | 5 | 6 | 5 | 7 |
| RECAST TO 100% | | | | | | | | | | |
| Q | 71 | 55 | 61 | 0 | 65 | 62 | 59 | 61 | 46 | 50 |
| OR | 22 | 44 | 37 | 12 | 34 | 36 | 39 | 37 | 51 | 46 |
| AN+AB | 7 | 2 | 2 | 88 | 2 | 2 | 2 | 2 | 3 | 3 |

| SAMPLE | 5385 | C5386 | C5387 | C5388 | C5389 | C5390 | C5391 | C5392 | C5393 | C5394 |
|---|---|---|---|---|---|---|---|---|---|---|
| F | 400 | 200 | 280 | 1600 | 310 | 190 | 170 | 270 | 2000 | 3800 |
| CO | 3 | 3 | 4 | 42 | 2 | 3 | 3 | 3 | 5 | 2 |
| NI | 3 | 2 | 2 | 45 | 5 | 3 | 5 | 3 | 6 | 2 |
| CU | 46 | 48 | 16 | 38 | 8 | 12 | 26 | 23 | 5 | 6 |
| ZN | 130 | 570 | 690 | 160 | 520 | 350 | 410 | 91 | 210 | 160 |
| MO | 0 | 0 | 0 | 0 | 0 | 0 | 0 | 0 | 0 | 0 |
| AG | 0 | 0 | 0 | 0 | 0 | 0 | 0 | 0 | 0 | 0 |
| SN | 3 | 0 | 0 | 0 | 0 | 0 | 3 | 3 | 5 | 3 |
| SB | 3.0 | 2.4 | 3.4 | 1.2 | 3.3 | 2.5 | 4.0 | 8.7 | 0.6 | 0.8 |
| W | 7 | 3 | 4 | 0 | 3 | 2 | 1 | 2 | 2 | 2 |
| BI | 0.2 | -0.1 | -0.1 | -0.1 | 0.3 | 0.1 | 0.3 | 0.3 | 0.3 | 1.0 |
| PB | 220 | 400 | 240 | 5 | 190 | 160 | 280 | 46 | 100 | 22 |
| U | 39.0 | 71.0 | 37.0 | 0.6 | 9.7 | 5.1 | 3.8 | 5.0 | 2.0 | 1.4 |
| TH | 12 | 7 | 7 | 0 | 16 | 17 | 18 | 25 | 33 | 42 |

| SAMPLE | C5395 | C5396 | C5397 | C5398 | C5399 | C5400 | C5401 | C5402 | C5403 | C5404 |
|---|---|---|---|---|---|---|---|---|---|---|
| SIO2 | 73.7 | 79.6 | 72.6 | 75.8 | 77.2 | 76.4 | 75.6 | 43.1 | 75.5 | 73.3 |
| AL2O3 | 13.5 | 10.9 | 12.7 | 12.3 | 11.3 | 11.6 | 12.4 | 14.5 | 12.4 | 11.8 |
| CAO | 0.37 | 0.30 | 0.78 | 0.32 | 0.31 | 0.34 | 0.48 | 8.73 | 0.34 | 0.62 |
| MGO | 0.56 | 0.29 | 0.36 | 0.06 | 0.00 | 0.00 | 0.00 | 5.24 | 0.00 | 0.00 |
| NA2O | 0.00 | 0.00 | 0.17 | 0.00 | 0.11 | 0.00 | 0.03 | 2.34 | 0.00 | 0.00 |
| K2O | 7.67 | 5.36 | 8.84 | 8.81 | 8.96 | 9.01 | 9.54 | 1.20 | 9.47 | 9.52 |
| FEO | 0.58 | 0.60 | 1.88 | 1.31 | 0.92 | 0.85 | 1.45 | 14.2 | 0.76 | 2.07 |
| MNO | 0.15 | 0.11 | 0.16 | 0.14 | 0.12 | 0.13 | 0.14 | 0.36 | 0.12 | 0.16 |
| TIO2 | 0.10 | 0.09 | 0.42 | 0.10 | 0.09 | 0.13 | 0.30 | 3.80 | 0.11 | 0.34 |
| P2O5 | 0.02 | 0.02 | 0.09 | 0.01 | 0.02 | 0.02 | 0.08 | 1.12 | 0.02 | 0.12 |
| L.O.I. | 1.23 | 1.46 | 0.69 | 0.31 | 0.38 | 0.38 | 0.38 | 2.23 | 0.38 | 0.54 |
| SUM | 98.2 | 98.8 | 98.9 | 99.3 | 99.5 | 99.0 | 100.6 | 98.5 | 99.2 | 98.7 |
| FEO/MGO | 1.57 | 2.04 | 5.16 | 21.40 | -- | -- | -- | 2.72 | -- | -- |
| K2O/K2O+NA2O | 1.00 | 1.00 | 0.98 | 1.00 | 0.99 | 1.00 | 1.00 | 0.34 | 1.00 | 1.00 |

NORMATIVE MINERAL COMPOSITION (WEIGHT PERCENT)
[IRVINE & BARAGAR, CAN. JOUR. EARTHSCI. 8,523(1971)]

| | | | | | | | | | | |
|---|---|---|---|---|---|---|---|---|---|---|
| Q | 44.0 | 59.7 | 36.4 | 41.8 | 42.0 | 41.8 | 38.0 | 0.5 | 39.0 | 36.5 |
| C | 4.7 | 4.8 | 1.7 | 2.3 | 0.9 | 1.3 | 1.3 | 0.0 | 1.6 | 0.6 |
| OR | 46.8 | 32.3 | 53.2 | 52.6 | 53.5 | 54.0 | 56.3 | 7.4 | 56.7 | 57.4 |
| AB | 0.0 | 0.0 | 1.5 | 0.0 | 0.9 | 0.0 | 0.3 | 20.5 | 0.0 | 0.0 |
| AN | 1.7 | 1.4 | 3.3 | 1.5 | 1.4 | 1.5 | 1.8 | 26.6 | 1.6 | 2.4 |
| LC | 0.0 | 0.0 | 0.0 | 0.0 | 0.0 | 0.0 | 0.0 | 0.0 | 0.0 | 0.0 |
| NE | 0.0 | 0.0 | 0.0 | 0.0 | 0.0 | 0.0 | 0.0 | 0.0 | 0.0 | 0.0 |
| KP | 0.0 | 0.0 | 0.0 | 0.0 | 0.0 | 0.0 | 0.0 | 0.0 | 0.0 | 0.0 |
| AC | 0.0 | 0.0 | 0.0 | 0.0 | 0.0 | 0.0 | 0.0 | 0.0 | 0.0 | 0.0 |
| DI | 0.0 | 0.0 | 0.0 | 0.0 | 0.0 | 0.0 | 0.0 | 4.1 | 0.0 | 0.0 |
| HE | 0.0 | 0.0 | 0.0 | 0.0 | 0.0 | 0.0 | 0.0 | 4.9 | 0.0 | 0.0 |
| EN | 1.3 | 0.6 | 0.6 | 0.1 | 0.0 | 0.0 | 0.0 | 7.5 | 0.0 | 0.0 |
| FS | 0.3 | 0.2 | 0.4 | 0.1 | 0.0 | 0.0 | 0.0 | 10.3 | 0.0 | 0.0 |
| FO | 0.0 | 0.0 | 0.0 | 0.0 | 0.0 | 0.0 | 0.0 | 0.0 | 0.0 | 0.0 |
| FA | 0.0 | 0.0 | 0.0 | 0.0 | 0.0 | 0.0 | 0.0 | 0.0 | 0.0 | 0.0 |
| WO | 0.0 | 0.0 | 0.0 | 0.0 | 0.0 | 0.0 | 0.0 | 0.0 | 0.0 | 0.0 |
| LA | 0.0 | 0.0 | 0.0 | 0.0 | 0.0 | 0.0 | 0.0 | 0.0 | 0.0 | 0.0 |
| MT | 0.2 | 0.1 | 0.0 | 0.2 | 0.1 | 0.1 | 0.0 | 8.0 | 0.1 | 0.9 |
| IL | 0.2 | 0.2 | 0.7 | 0.2 | 0.2 | 0.2 | 0.3 | 7.5 | 0.2 | 0.7 |
| CR | 0.0 | 0.0 | 0.0 | 0.0 | 0.0 | 0.0 | 0.0 | 0.0 | 0.0 | 0.0 |
| HM | 0.9 | 0.6 | 2.0 | 1.2 | 0.9 | 0.9 | 1.6 | 0.0 | 0.8 | 1.3 |
| AP | 0.1 | 0.1 | 0.2 | 0.0 | 0.0 | 0.1 | 0.2 | 2.7 | 0.0 | 0.3 |
| PY | 0.0 | 0.0 | 0.0 | 0.0 | 0.0 | 0.0 | 0.0 | 0.0 | 0.0 | 0.0 |
| NS | 0.0 | 0.0 | 0.0 | 0.0 | 0.0 | 0.0 | 0.0 | 0.0 | 0.0 | 0.0 |
| KS | 0.0 | 0.0 | 0.0 | 0.0 | 0.0 | 0.0 | 0.0 | 0.0 | 0.0 | 0.0 |
| RU | 0.0 | 0.0 | 0.1 | 0.0 | 0.0 | 0.0 | 0.1 | 0.0 | 0.0 | 0.0 |
| CC | 0.0 | 0.0 | 0.0 | 0.0 | 0.0 | 0.0 | 0.0 | 0.0 | 0.0 | 0.0 |
| RECAST TO 100% | | | | | | | | | | |
| AB | 0 | 0 | 3 | 0 | 2 | 0 | 0 | 38 | 0 | 0 |
| OR | 96 | 96 | 92 | 97 | 96 | 97 | 96 | 14 | 97 | 96 |
| AN | 4 | 4 | 6 | 3 | 3 | 3 | 3 | 49 | 3 | 4 |
| RECAST TO 100% | | | | | | | | | | |
| Q | 48 | 64 | 39 | 44 | 43 | 43 | 39 | 1 | 40 | 38 |
| OR | 51 | 35 | 56 | 55 | 55 | 55 | 59 | 13 | 58 | 60 |
| AN+AB | 2 | 2 | 5 | 2 | 2 | 2 | 2 | 86 | 2 | 2 |

| SAMPLE | 5395 | C5396 | C5397 | C5398 | C5399 | C5400 | C5401 | C5402 | C5403 | C5404 |
|---|---|---|---|---|---|---|---|---|---|---|
| F | 600 | 460 | 440 | 140 | 100 | 110 | 170 | 1400 | 130 | 170 |
| CO | 0 | 0 | 2 | 0 | 0 | 0 | 0 | 35 | 0 | 0 |
| NI | 2 | 2 | 4 | 2 | 1 | 1 | 3 | 37 | 2 | 3 |
| CU | 10 | 8 | 9 | 7 | 10 | 6 | 28 | 33 | 10 | 14 |
| ZN | 23 | 8 | 41 | 35 | 18 | 16 | 32 | 130 | 19 | 30 |
| MO | 0 | 0 | 0 | 0 | 0 | 0 | 0 | 0 | 0 | 0 |
| AG | 0 | 0 | 0 | 0 | 0 | 0 | 0 | 0 | 0 | 0 |
| SN | 3 | 3 | 0 | 0 | 0 | 0 | 0 | 0 | 0 | 0 |
| SB | 1.9 | 2.3 | 1.1 | 1.7 | 0.3 | 1.7 | 1.3 | 1.7 | 1.5 | 3.3 |
| W | 0 | 0 | 2 | 2 | 18 | 2 | 2 | 2 | 0 | 4 |
| BI | 0.3 | 0.2 | 0.2 | 0.1 | -0.1 | -0.1 | 0.2 | -0.1 | -0.1 | -0.1 |
| PB | 7 | 10 | 12 | 15 | 12 | 6 | 10 | 17 | 4 | 4 |
| U | 125.0 | 20.0 | 5.8 | 6.3 | 5.4 | 6.9 | 8.1 | 0.7 | 8.3 | 3.6 |
| TH | 25 | 21 | 20 | 26 | 35 | 27 | 19 | 0 | 26 | 23 |

| SAMPLE | C5405 | C5406 | C5407 | C5408 | C5409 | C5410 | C5411 | C5412 | C5413 | C5414 |
|---|---|---|---|---|---|---|---|---|---|---|
| SIO2 | 70.2 | 63.4 | 78.1 | 48.6 | 79.6 | 78.6 | 45.8 | 76.0 | 77.4 | 79.0 |
| AL203 | 13.5 | 16.2 | 11.4 | 14.2 | 9.13 | 9.69 | 17.4 | 10.4 | 9.97 | 9.83 |
| CAO | 0.78 | 1.30 | 0.69 | 8.06 | 0.55 | 0.60 | 6.76 | 1.05 | 0.66 | 0.49 |
| MGO | 0.03 | 0.32 | 0.00 | 6.34 | 0.34 | 0.12 | 5.97 | 0.08 | 0.10 | 0.04 |
| NA2O | 0.00 | 0.00 | 3.22 | 2.97 | 0.00 | 0.00 | 2.58 | 0.23 | 0.49 | 0.67 |
| K2O | 9.88 | 8.79 | 4.86 | 1.19 | 5.35 | 5.57 | 1.85 | 5.41 | 5.19 | 5.21 |
| FEO | 2.54 | 4.95 | 1.49 | 11.7 | 2.58 | 2.89 | 11.6 | 3.25 | 2.97 | 2.36 |
| MNO | 0.18 | 0.24 | 0.12 | 0.42 | 0.14 | 0.14 | 0.48 | 0.16 | 0.16 | 0.15 |
| TIO2 | 0.55 | 1.17 | 0.10 | 2.35 | 0.19 | 0.19 | 2.23 | 0.23 | 0.23 | 0.25 |
| P2O5 | 0.15 | 0.41 | 0.01 | 0.31 | 0.02 | 0.00 | 0.32 | 0.01 | 0.01 | 0.01 |
| L.O.I. | 0.54 | 1.31 | -0.46 | 1.85 | 0.77 | 0.69 | 3.38 | 0.69 | 0.46 | 0.31 |
| SUM | 98.6 | 98.7 | 99.6 | 99.3 | 99.0 | 98.8 | 99.6 | 97.8 | 98.0 | 98.6 |
| FEO/MGO | 97.47 | 15.47 | -- | 1.85 | 7.54 | 24.87 | 1.94 | 41.21 | 31.16 | 56.87 |
| K2O/K2O+NA2O | 1.00 | 1.00 | 0.60 | 0.29 | 1.00 | 1.00 | 0.42 | 0.96 | 0.91 | 0.89 |

NORMATIVE MINERAL COMPOSITION (WEIGHT PERCENT)
[IRVINE & BARAGAR, CAN. JOUR. EARTHSCI. 8,523(1971)]

| | | | | | | | | | | |
|---|---|---|---|---|---|---|---|---|---|---|
| Q | 31.7 | 28.0 | 39.5 | 0.4 | 58.3 | 56.4 | 0.0 | 52.4 | 54.1 | 55.0 |
| C | 1.8 | 5.5 | 0.0 | 0.0 | 2.4 | 2.6 | 0.0 | 2.3 | 2.4 | 2.3 |
| OR | 59.6 | 53.4 | 28.7 | 7.3 | 32.2 | 33.6 | 11.4 | 33.0 | 31.5 | 31.4 |
| AB | 0.0 | 0.0 | 27.2 | 25.7 | 0.0 | 0.0 | 22.7 | 2.0 | 4.3 | 5.8 |
| AN | 2.9 | 3.9 | 2.2 | 22.5 | 2.7 | 3.0 | 31.6 | 5.3 | 3.3 | 2.4 |
| LC | 0.0 | 0.0 | 0.0 | 0.0 | 0.0 | 0.0 | 0.0 | 0.0 | 0.0 | 0.0 |
| NE | 0.0 | 0.0 | 0.0 | 0.0 | 0.0 | 0.0 | 0.0 | 0.0 | 0.0 | 0.0 |
| KP | 0.0 | 0.0 | 0.0 | 0.0 | 0.0 | 0.0 | 0.0 | 0.0 | 0.0 | 0.0 |
| AC | 0.0 | 0.0 | 0.0 | 0.0 | 0.0 | 0.0 | 0.0 | 0.0 | 0.0 | 0.0 |
| DI | 0.0 | 0.0 | 0.0 | 7.3 | 0.0 | 0.0 | 0.5 | 0.0 | 0.0 | 0.0 |
| HE | 0.0 | 0.0 | 0.0 | 6.3 | 0.0 | 0.0 | 0.4 | 0.0 | 0.0 | 0.0 |
| EN | 0.0 | 0.3 | 0.0 | 9.7 | 0.4 | 0.1 | 7.2 | 0.1 | 0.1 | 0.0 |
| FS | 0.1 | 1.7 | 0.0 | 9.7 | 1.1 | 1.3 | 7.7 | 1.8 | 1.3 | 0.1 |
| FO | 0.0 | 0.0 | 0.0 | 0.0 | 0.0 | 0.0 | 3.5 | 0.0 | 0.0 | 0.0 |
| FA | 0.0 | 0.0 | 0.0 | 0.0 | 0.0 | 0.0 | 4.1 | 0.0 | 0.0 | 0.0 |
| WO | 0.0 | 0.0 | 0.5 | 0.0 | 0.0 | 0.0 | 0.0 | 0.0 | 0.0 | 0.0 |
| LA | 0.0 | 0.0 | 0.0 | 0.0 | 0.0 | 0.0 | 0.0 | 0.0 | 0.0 | 0.0 |
| MT | 1.3 | 4.0 | 0.3 | 5.7 | 2.5 | 2.5 | 5.6 | 2.6 | 2.6 | 2.3 |
| IL | 1.1 | 2.3 | 0.2 | 4.6 | 0.4 | 0.4 | 4.4 | 0.4 | 0.4 | 0.5 |
| CR | 0.0 | 0.0 | 0.0 | 0.0 | 0.0 | 0.0 | 0.0 | 0.0 | 0.0 | 0.0 |
| HM | 1.2 | 0.0 | 1.4 | 0.0 | 0.0 | 0.0 | 0.0 | 0.0 | 0.0 | 0.2 |
| AP | 0.4 | 1.0 | 0.0 | 0.7 | 0.0 | 0.0 | 0.8 | 0.0 | 0.0 | 0.0 |
| PY | 0.0 | 0.0 | 0.0 | 0.0 | 0.0 | 0.0 | 0.0 | 0.0 | 0.0 | 0.0 |
| NS | 0.0 | 0.0 | 0.0 | 0.0 | 0.0 | 0.0 | 0.0 | 0.0 | 0.0 | 0.0 |
| KS | 0.0 | 0.0 | 0.0 | 0.0 | 0.0 | 0.0 | 0.0 | 0.0 | 0.0 | 0.0 |
| RU | 0.0 | 0.0 | 0.0 | 0.0 | 0.0 | 0.0 | 0.0 | 0.0 | 0.0 | 0.0 |
| CC | 0.0 | 0.0 | 0.0 | 0.0 | 0.0 | 0.0 | 0.0 | 0.0 | 0.0 | 0.0 |
| RECAST TO 100% | | | | | | | | | | |
| AB | 0 | 0 | 47 | 46 | 0 | 0 | 35 | 5 | 11 | 15 |
| OR | 95 | 93 | 49 | 13 | 92 | 92 | 17 | 82 | 81 | 79 |
| AN | 5 | 7 | 4 | 41 | 8 | 8 | 48 | 13 | 8 | 6 |
| RECAST TO 100% | | | | | | | | | | |
| Q | 34 | 33 | 40 | 1 | 63 | 61 | 0 | 56 | 58 | 58 |
| OR | 63 | 63 | 29 | 13 | 35 | 36 | 17 | 36 | 34 | 33 |
| AN+AB | 3 | 5 | 30 | 86 | 3 | 3 | 83 | 8 | 8 | 9 |

| SAMPLE | 5405 | C5406 | C5407 | C5408 | C5409 | C5410 | C5411 | C5412 | C5413 | C5414 |
|---|---|---|---|---|---|---|---|---|---|---|
| F | 260 | 680 | 110 | 900 | 290 | 250 | 870 | 2200 | 190 | 220 |
| CO | 2 | 7 | 0 | 20 | 1 | 0 | 34 | 2 | 0 | 0 |
| NI | 2 | 3 | 2 | 22 | 2 | 2 | 42 | 4 | 2 | 2 |
| CU | 41 | 2 | 5 | 100 | 5 | 8 | 48 | 7 | 9 | 6 |
| ZN | 130 | 68 | 64 | 890 | 130 | 89 | 230 | 140 | 210 | 46 |
| MO | 0 | 0 | 0 | 0 | 0 | 0 | 0 | 0 | 0 | 0 |
| AG | 0 | 0 | 1 | 0 | 0 | 0 | 0 | 0 | 0 | 0 |
| SN | 0 | 0 | 0 | 0 | 10 | 8 | 0 | 10 | 8 | 5 |
| SB | 0.9 | 0.8 | -0.2 | 0.8 | 0.3 | 0.2 | 0.7 | 0.8 | 1.2 | 0.6 |
| W | 2 | 3 | 0 | 0 | 2 | 2 | 4 | 2 | 2 | 3 |
| BI | 0.4 | 0.1 | 0.6 | 0.1 | 0.2 | 0.3 | 0.1 | 0.5 | 0.4 | 0.4 |
| PB | 69 | 6 | 23 | 540 | 10 | 84 | 28 | 110 | 170 | 24 |
| U | 8.3 | 3.6 | 5.2 | 0.5 | 9.4 | 7.7 | 0.3 | 13.0 | 24.0 | 28.0 |
| TH | 20 | 15 | 28 | 4 | 25 | 31 | 0 | 39 | 32 | 36 |

| SAMPLE | C5415 | C5416 | C5417 | C5418 | C5419 | C5420 | C5421 | C5422 | C5423 | C5424 |
|---|---|---|---|---|---|---|---|---|---|---|
| SIO2 | 77.3 | 77.5 | 45.3 | 50.3 | 47.6 | 78.2 | 75.1 | 47.3 | 70.8 | 75.3 |
| AL203 | 9.88 | 10.5 | 16.1 | 14.6 | 14.7 | 10.2 | 10.6 | 17.8 | 13.1 | 10.5 |
| CAO | 0.57 | 0.51 | 8.64 | 9.47 | 8.89 | 0.53 | 2.39 | 9.56 | 1.17 | 1.12 |
| MGO | 0.06 | 0.12 | 3.80 | 3.82 | 6.40 | 0.24 | 0.84 | 5.24 | 1.64 | 0.00 |
| NA2O | 0.50 | 0.30 | 3.97 | 2.23 | 2.03 | 1.99 | 2.10 | 2.50 | 1.29 | 2.95 |
| K2O | 5.15 | 4.72 | 1.17 | 0.75 | 2.38 | 2.16 | 1.87 | 2.06 | 2.86 | 3.76 |
| FEO | 2.92 | 2.67 | 11.5 | 10.1 | 11.6 | 2.70 | 3.28 | 9.13 | 5.03 | 2.59 |
| MNO | 0.13 | 0.15 | 0.41 | 0.29 | 0.40 | 0.13 | 0.20 | 0.31 | 0.18 | 0.13 |
| TIO2 | 0.24 | 0.24 | 2.93 | 2.17 | 2.33 | 0.23 | 0.34 | 1.71 | 0.94 | 0.17 |
| P2O5 | 0.01 | 0.01 | 0.43 | 0.33 | 0.29 | 0.02 | 0.03 | 0.22 | 0.05 | 0.00 |
| L.O.I. | 0.62 | 1.23 | 3.69 | 3.62 | 1.54 | 0.92 | 1.00 | 2.38 | 2.03 | 0.46 |
| SUM | 97.7 | 98.2 | 99.2 | 98.8 | 99.4 | 97.7 | 98.1 | 99.3 | 99.7 | 97.3 |
| FEO/MGO | 49.58 | 22.46 | 3.01 | 2.65 | 1.81 | 11.06 | 3.91 | 1.74 | 3.07 | -- |
| K2O/K2O+NA2O | 0.91 | 0.94 | 0.23 | 0.25 | 0.54 | 0.52 | 0.47 | 0.45 | 0.69 | 0.56 |

NORMATIVE MINERAL COMPOSITION (WEIGHT PERCENT)
[IRVINE & BARAGAR, CAN. JOUR. EARTHSCI. 8,523(1971)]

| | | | | | | | | | | |
|---|---|---|---|---|---|---|---|---|---|---|
| Q | 54.7 | 58.0 | 0.0 | 10.8 | 0.0 | 58.7 | 50.3 | 0.0 | 47.7 | 42.7 |
| C | 2.5 | 4.1 | 0.0 | 0.0 | 0.0 | 3.8 | 0.9 | 0.0 | 6.1 | 0.0 |
| OR | 31.4 | 28.8 | 7.3 | 4.6 | 14.4 | 13.2 | 11.4 | 12.6 | 17.3 | 23.0 |
| AB | 4.3 | 2.6 | 30.9 | 19.8 | 17.6 | 17.4 | 18.3 | 21.8 | 11.2 | 25.8 |
| AN | 2.9 | 2.5 | 23.7 | 28.9 | 24.4 | 2.5 | 12.0 | 32.4 | 5.6 | 4.5 |
| LC | 0.0 | 0.0 | 0.0 | 0.0 | 0.0 | 0.0 | 0.0 | 0.0 | 0.0 | 0.0 |
| NE | 0.0 | 0.0 | 2.3 | 0.0 | 0.0 | 0.0 | 0.0 | 0.0 | 0.0 | 0.0 |
| KP | 0.0 | 0.0 | 0.0 | 0.0 | 0.0 | 0.0 | 0.0 | 0.0 | 0.0 | 0.0 |
| AC | 0.0 | 0.0 | 0.0 | 0.0 | 0.0 | 0.0 | 0.0 | 0.0 | 0.0 | 0.0 |
| DI | 0.0 | 0.0 | 6.6 | 7.0 | 8.4 | 0.0 | 0.0 | 6.9 | 0.0 | 0.0 |
| HE | 0.0 | 0.0 | 8.7 | 8.3 | 7.1 | 0.0 | 0.0 | 5.5 | 0.0 | 1.0 |
| EN | 0.1 | 0.1 | 0.0 | 4.2 | 7.1 | 0.3 | 1.4 | 2.4 | 2.8 | 0.0 |
| FS | 1.0 | 0.7 | 0.0 | 5.7 | 7.0 | 1.0 | 2.2 | 2.2 | 3.8 | 0.0 |
| FO | 0.0 | 0.0 | 2.6 | 0.0 | 1.5 | 0.0 | 0.0 | 3.7 | 0.0 | 0.0 |
| FA | 0.0 | 0.0 | 4.3 | 0.0 | 1.6 | 0.0 | 0.0 | 3.8 | 0.0 | 0.0 |
| WO | 0.0 | 0.0 | 0.0 | 0.0 | 0.0 | 0.0 | 0.0 | 0.0 | 0.0 | 0.0 |
| LA | 0.0 | 0.0 | 0.0 | 0.0 | 0.0 | 0.0 | 0.0 | 0.0 | 0.0 | 0.0 |
| MT | 2.6 | 2.6 | 6.7 | 5.6 | 5.7 | 2.6 | 2.7 | 4.8 | 3.6 | 2.5 |
| IL | 0.5 | 0.5 | 5.8 | 4.3 | 4.5 | 0.5 | 0.7 | 3.3 | 1.8 | 0.3 |
| CR | 0.0 | 0.0 | 0.0 | 0.0 | 0.0 | 0.0 | 0.0 | 0.0 | 0.0 | 0.0 |
| HM | 0.0 | 0.0 | 0.0 | 0.0 | 0.0 | 0.0 | 0.0 | 0.0 | 0.0 | 0.0 |
| AP | 0.0 | 0.0 | 1.1 | 0.8 | 0.7 | 0.1 | 0.1 | 0.5 | 0.1 | 0.0 |
| PY | 0.0 | 0.0 | 0.0 | 0.0 | 0.0 | 0.0 | 0.0 | 0.0 | 0.0 | 0.0 |
| NS | 0.0 | 0.0 | 0.0 | 0.0 | 0.0 | 0.0 | 0.0 | 0.0 | 0.0 | 0.0 |
| KS | 0.0 | 0.0 | 0.0 | 0.0 | 0.0 | 0.0 | 0.0 | 0.0 | 0.0 | 0.0 |
| RU | 0.0 | 0.0 | 0.0 | 0.0 | 0.0 | 0.0 | 0.0 | 0.0 | 0.0 | 0.0 |
| CC | 0.0 | 0.0 | 0.0 | 0.0 | 0.0 | 0.0 | 0.0 | 0.0 | 0.0 | 0.0 |
| RECAST TO 100% | | | | | | | | | | |
| AB | 11 | 8 | 50 | 37 | 31 | 52 | 44 | 33 | 33 | 48 |
| OR | 81 | 85 | 12 | 9 | 25 | 40 | 27 | 19 | 51 | 43 |
| AN | 7 | 7 | 38 | 54 | 43 | 8 | 29 | 48 | 16 | 8 |
| RECAST TO 100% | | | | | | | | | | |
| Q | 59 | 63 | 0 | 17 | 0 | 64 | 55 | 0 | 58 | 44 |
| OR | 34 | 31 | 12 | 7 | 25 | 14 | 12 | 19 | 21 | 24 |
| AN+AB | 8 | 6 | 88 | 76 | 75 | 22 | 33 | 81 | 20 | 32 |

| SAMPLE | 5415 | C5416 | C5417 | C5418 | C5419 | C5420 | C5421 | C5422 | C5423 | C5424 |
|---|---|---|---|---|---|---|---|---|---|---|
| F | 220 | 270 | 1300 | 1800 | 360 | 230 | 900 | 800 | 660 | 100 |
| CO | 1 | 0 | 34 | 36 | 30 | 1 | 4 | 24 | 11 | 1 |
| NI | 3 | 2 | 44 | 43 | 37 | 5 | 6 | 25 | 23 | 3 |
| CU | 13 | 9 | 4 | 4 | 87 | 28 | 3 | 35 | 10 | 6 |
| ZN | 160 | 93 | 310 | 160 | 300 | 95 | 76 | 210 | 69 | 210 |
| MO | 0 | 0 | 0 | 0 | 0 | 0 | 0 | 0 | 0 | 0 |
| AG | 0 | 0 | 0 | 0 | 1 | 0 | 0 | 0 | 0 | 0 |
| SN | 5 | 8 | 0 | 0 | 0 | 8 | 8 | 0 | 0 | 3 |
| SB | 1.0 | 0.6 | 2.1 | 2.6 | 0.9 | 0.5 | 0.6 | 1.5 | 0.4 | -0.2 |
| W | 2 | 1 | 5 | 4 | 0 | 3 | 2 | 3 | 2 | 3 |
| BI | 0.5 | 0.4 | 0.2 | -0.1 | -0.1 | 0.3 | 0.4 | -0.1 | 0.2 | 0.3 |
| PB | 11 | 39 | 55 | 20 | 19 | 22 | 5 | 83 | 5 | 22 |
| U | 6.7 | 7.5 | 0.7 | 1.6 | 0.2 | 6.8 | 6.2 | 0.4 | 3.0 | 5.9 |
| TH | 27 | 35 | 0 | 12 | 9 | 28 | 30 | 0 | 16 | 32 |

| SAMPLE | C5425 | C5426 | C5427 | C5428 | C5429 | C5430 | C5431 | C5432 | C5433 | C5434 |
|---|---|---|---|---|---|---|---|---|---|---|
| SIO2 | 75.4 | 75.7 | 75.4 | 76.6 | 50.7 | 76.6 | 76.0 | 74.6 | 46.2 | 67.3 |
| AL203 | 10.8 | 10.0 | 10.5 | 9.98 | 14.2 | 10.5 | 11.4 | 10.6 | 15.1 | 12.4 |
| CAO | 0.54 | 0.57 | 0.49 | 2.07 | 6.01 | 0.37 | 0.52 | 0.44 | 7.81 | 1.80 |
| MGO | 0.00 | 0.23 | 0.15 | 0.08 | 4.48 | 0.17 | 0.16 | 0.28 | 7.41 | 0.14 |
| NA20 | 3.09 | 1.20 | 1.24 | 1.50 | 2.44 | 0.66 | 0.00 | 0.00 | 2.60 | 0.39 |
| K20 | 3.71 | 4.75 | 4.68 | 3.91 | 2.44 | 5.35 | 4.73 | 4.42 | 2.03 | 6.99 |
| FEO | 2.56 | 3.95 | 3.40 | 2.60 | 12.1 | 3.70 | 3.33 | 4.05 | 11.3 | 4.37 |
| MNO | 0.15 | 0.17 | 0.16 | 0.15 | 0.31 | 0.17 | 0.13 | 0.14 | 0.32 | 0.18 |
| TIO2 | 0.17 | 0.35 | 0.28 | 0.24 | 2.55 | 0.29 | 0.29 | 0.29 | 1.95 | 0.36 |
| P205 | 0.01 | 0.03 | 0.01 | 0.01 | 0.49 | 0.00 | 0.01 | 0.01 | 0.32 | 0.02 |
| L.O.I. | 0.46 | 0.92 | 0.92 | 0.38 | 2.31 | 0.54 | 1.69 | 1.85 | 2.85 | 1.15 |
| SUM | 97.1 | 98.3 | 97.7 | 97.8 | 99.4 | 98.8 | 98.6 | 97.2 | 99.0 | 95.6 |
| FEO/MGO | -- | 16.97 | 22.38 | 33.65 | 2.71 | 21.35 | 21.34 | 14.25 | 1.52 | 30.70 |
| K20/K20+NA20 | 0.55 | 0.80 | 0.80 | 0.72 | 0.50 | 0.89 | 1.00 | 1.00 | 0.44 | 0.95 |

NORMATIVE MINERAL COMPOSITION (WEIGHT PERCENT)
[IRVINE & BARAGAR, CAN. JOUR. EARTHSCI. 8,523(1971)]

| | | | | | | | | | | |
|---|---|---|---|---|---|---|---|---|---|---|
| Q | 43.3 | 49.4 | 49.1 | 49.8 | 6.6 | 51.3 | 57.8 | 58.0 | 0.0 | 34.9 |
| C | 0.7 | 2.0 | 2.4 | 0.0 | 0.0 | 3.0 | 5.5 | 5.3 | 0.0 | 1.1 |
| OR | 22.7 | 28.9 | 29.9 | 23.8 | 14.9 | 32.3 | 28.9 | 27.5 | 12.5 | 43.9 |
| AB | 27.1 | 10.4 | 10.9 | 13.1 | 21.3 | 5.7 | 0.0 | 0.0 | 22.9 | 3.5 |
| AN | 2.7 | 2.7 | 2.4 | 9.2 | 21.3 | 1.8 | 2.6 | 2.2 | 24.4 | 9.3 |
| LC | 0.0 | 0.0 | 0.0 | 0.0 | 0.0 | 0.0 | 0.0 | 0.0 | 0.0 | 0.0 |
| NE | 0.0 | 0.0 | 0.0 | 0.0 | 0.0 | 0.0 | 0.0 | 0.0 | 0.0 | 0.0 |
| KP | 0.0 | 0.0 | 0.0 | 0.0 | 0.0 | 0.0 | 0.0 | 0.0 | 0.0 | 0.0 |
| AC | 0.0 | 0.0 | 0.0 | 0.0 | 0.0 | 0.0 | 0.0 | 0.0 | 0.0 | 0.0 |
| DI | 0.0 | 0.0 | 0.0 | 0.1 | 2.3 | 0.0 | 0.0 | 0.0 | 6.6 | 0.0 |
| HE | 0.0 | 0.0 | 0.0 | 1.0 | 2.9 | 0.0 | 0.0 | 0.0 | 4.8 | 0.0 |
| EN | 0.0 | 0.4 | 0.2 | 0.0 | 7.6 | 0.3 | 0.2 | 0.5 | 2.6 | 0.2 |
| FS | 0.6 | 2.7 | 1.9 | 0.0 | 10.9 | 2.4 | 1.7 | 3.2 | 2.2 | 3.5 |
| FO | 0.0 | 0.0 | 0.0 | 0.0 | 0.0 | 0.0 | 0.0 | 0.0 | 7.5 | 0.0 |
| FA | 0.0 | 0.0 | 0.0 | 0.0 | 0.0 | 0.0 | 0.0 | 0.0 | 6.9 | 0.0 |
| WO | 0.0 | 0.0 | 0.0 | 0.0 | 0.0 | 0.0 | 0.0 | 0.0 | 0.0 | 0.0 |
| LA | 0.0 | 0.0 | 0.0 | 0.0 | 0.0 | 0.0 | 0.0 | 0.0 | 0.0 | 0.0 |
| MT | 2.5 | 2.8 | 2.7 | 2.6 | 6.1 | 2.6 | 2.7 | 2.7 | 5.2 | 2.9 |
| IL | 0.3 | 0.7 | 0.5 | 0.5 | 5.0 | 0.6 | 0.6 | 0.6 | 3.8 | 0.7 |
| CR | 0.0 | 0.0 | 0.0 | 0.0 | 0.0 | 0.0 | 0.0 | 0.0 | 0.0 | 0.0 |
| HM | 0.0 | 0.0 | 0.0 | 0.0 | 0.0 | 0.0 | 0.0 | 0.0 | 0.0 | 0.0 |
| AP | 0.0 | 0.1 | 0.0 | 0.0 | 1.2 | 0.0 | 0.0 | 0.0 | 0.8 | 0.1 |
| PY | 0.0 | 0.0 | 0.0 | 0.0 | 0.0 | 0.0 | 0.0 | 0.0 | 0.0 | 0.0 |
| NS | 0.0 | 0.0 | 0.0 | 0.0 | 0.0 | 0.0 | 0.0 | 0.0 | 0.0 | 0.0 |
| KS | 0.0 | 0.0 | 0.0 | 0.0 | 0.0 | 0.0 | 0.0 | 0.0 | 0.0 | 0.0 |
| RU | 0.0 | 0.0 | 0.0 | 0.0 | 0.0 | 0.0 | 0.0 | 0.0 | 0.0 | 0.0 |
| CC | 0.0 | 0.0 | 0.0 | 0.0 | 0.0 | 0.0 | 0.0 | 0.0 | 0.0 | 0.0 |
| RECAST TO 100% | | | | | | | | | | |
| AB | 52 | 25 | 25 | 28 | 37 | 14 | 0 | 0 | 38 | 6 |
| OR | 43 | 69 | 69 | 52 | 26 | 81 | 92 | 93 | 21 | 77 |
| AN | 5 | 6 | 6 | 20 | 37 | 5 | 8 | 7 | 41 | 16 |
| RECAST TO 100% | | | | | | | | | | |
| Q | 45 | 54 | 53 | 52 | 10 | 56 | 65 | 66 | 0 | 32 |
| OR | 24 | 32 | 32 | 25 | 23 | 35 | 32 | 31 | 21 | 48 |
| AN+AB | 31 | 14 | 14 | 23 | 66 | 8 | 3 | 3 | 79 | 14 |

| SAMPLE | C5425 | C5426 | C5427 | C5428 | C5429 | C5430 | C5431 | C5432 | C5433 | C5434 |
|---|---|---|---|---|---|---|---|---|---|---|
| F | 200 | 290 | 180 | 130 | 770 | 180 | 340 | 430 | 930 | 510 |
| CO | 0 | 2 | 2 | 1 | 24 | 0 | 0 | 0 | 34 | 0 |
| NI | 3 | 5 | 3 | 4 | 17 | 4 | 2 | 4 | 68 | 3 |
| CU | 4 | 4 | 5 | 3 | 22 | 47 | 5 | 23 | 60 | 4 |
| ZN | 71 | 110 | 64 | 87 | 210 | 220 | 43 | 220 | 170 | 170 |
| MO | 0 | 44 | 28 | 12 | 0 | 0 | 20 | 16 | 0 | 0 |
| AG | 0 | 0 | 0 | 0 | 0 | 0 | 0 | 1 | 1 | 0 |
| SN | 3 | 5 | 3 | 3 | 0 | 8 | 8 | 10 | 0 | 0 |
| SB | 0.5 | 0.9 | 1.2 | 0.6 | 1.6 | 0.4 | 0.4 | 0.9 | 1.3 | 0.9 |
| W | 0 | 1 | 0 | 0 | 3 | 2 | 1 | 2 | 0 | 0 |
| BI | 0.2 | 1.0 | 0.5 | 0.3 | 0.3 | 0.4 | 0.6 | 0.6 | 0.3 | 0.3 |
| PB | 17 | 10 | 47 | 7 | 93 | 160 | 41 | 150 | 48 | 11 |
| U | 6.7 | 6.1 | 3.0 | 3.3 | 1.1 | 3.6 | 6.5 | 6.4 | 0.2 | 4.7 |
| TH | 24 | 30 | 31 | 24 | 6 | 25 | 29 | 24 | 0 | 25 |

| SAMPLE | C5435 | C5436 | C5437 | C5438 |
|---|---|---|---|---|
| SIO2 | 68.0 | 74.4 | 75.5 | 76.3 |
| AL2O3 | 12.7 | 12.2 | 10.3 | 9.32 |
| CAO | 2.22 | 0.64 | 0.42 | 0.88 |
| MGO | 0.33 | 0.09 | 0.14 | 0.26 |
| NA2O | 0.48 | 3.76 | 0.00 | 0.00 |
| K2O | 7.18 | 4.62 | 4.03 | 3.80 |
| FEO | 4.81 | 1.73 | 4.40 | 4.28 |
| MNO | 0.20 | 0.12 | 0.15 | 0.14 |
| TIO2 | 0.41 | 0.18 | 0.23 | 0.20 |
| P2O5 | 0.03 | 0.01 | 0.01 | 0.01 |
| L.O.I. | 1.23 | 0.00 | 1.46 | 1.77 |
| SUM | 98.1 | 97.9 | 97.2 | 97.5 |
| FEO/MGO | 14.51 | 19.96 | 30.60 | 16.75 |
| K2O/K2O+NA2O | 0.94 | 0.55 | 1.00 | 1.00 |

NORMATIVE MINERAL COMPOSITION (WEIGHT PERCENT)
[IRVINE & BARAGAR, CAN. JOUR. EARTHSCI. 8,523(1971)]

| | | | | |
|---|---|---|---|---|
| Q | 31.9 | 34.2 | 60.0 | 60.7 |
| C | 0.2 | 0.0 | 5.5 | 3.8 |
| OR | 43.9 | 27.9 | 25.0 | 23.5 |
| AB | 4.2 | 32.4 | 0.0 | 0.0 |
| AN | 11.2 | 2.7 | 2.2 | 4.5 |
| LC | 0.0 | 0.0 | 0.0 | 0.0 |
| NE | 0.0 | 0.0 | 0.0 | 0.0 |
| KP | 0.0 | 0.0 | 0.0 | 0.0 |
| AC | 0.0 | 0.0 | 0.0 | 0.0 |
| DI | 0.0 | 0.1 | 0.0 | 0.0 |
| HE | 0.0 | 0.2 | 0.0 | 0.0 |
| EN | 0.6 | 0.0 | 0.3 | 0.5 |
| FS | 4.2 | 0.1 | 4.0 | 4.0 |
| FO | 0.0 | 0.0 | 0.0 | 0.0 |
| FA | 0.0 | 0.0 | 0.0 | 0.0 |
| WO | 0.0 | 0.0 | 0.0 | 0.0 |
| LA | 0.0 | 0.0 | 0.0 | 0.0 |
| MT | 2.9 | 0.6 | 2.6 | 2.6 |
| IL | 0.8 | 0.4 | 0.5 | 0.4 |
| CR | 0.0 | 0.0 | 0.0 | 0.0 |
| HM | 0.0 | 1.3 | 0.0 | 0.0 |
| AP | 0.1 | 0.0 | 0.0 | 0.0 |
| PY | 0.0 | 0.0 | 0.0 | 0.0 |
| NS | 0.0 | 0.0 | 0.0 | 0.0 |
| KS | 0.0 | 0.0 | 0.0 | 0.0 |
| RU | 0.0 | 0.0 | 0.0 | 0.0 |
| CC | 0.0 | 0.0 | 0.0 | 0.0 |
| RECAST TO 100% | | | | |
| AB | 7 | 51 | 0 | 0 |
| OR | 74 | 44 | 92 | 84 |
| AN | 19 | 4 | 8 | 16 |
| RECAST TO 100% | | | | |
| Q | 35 | 35 | 69 | 68 |
| OR | 48 | 29 | 29 | 27 |
| AN+AB | 17 | 36 | 2 | 5 |

| SAMPLE | 5435 | C5436 | C5437 | C5438 |
|---|---|---|---|---|
| F | 450 | 470 | 400 | 300 |
| CO | 0 | 1 | 1 | 2 |
| NI | 3 | 3 | 2 | 2 |
| CU | 4 | 5 | 19 | 16 |
| ZN | 100 | 70 | 50 | 160 |
| MO | 0 | 0 | 0 | 0 |
| AG | 0 | 1 | 0 | 0 |
| SN | 3 | 0 | 23 | 20 |
| SB | 0.8 | -0.2 | 0.7 | 1.9 |
| W | 0 | 0 | 2 | 2 |
| BI | 0.4 | 0.2 | 0.7 | 0.9 |
| PB | 20 | 42 | 20 | 42 |
| U | 5.5 | 8.8 | 9.0 | 10.0 |
| TH | 31 | 34 | 53 | 48 |

APPENDIX I

"B"

GULF

| SAMPLE | CU PPM | ZN PPM | PB PPM | U PPM |
|---|---|---|---|---|
| W1074 | 11 | 140 | 32 | 3.0 |
| W1075 | 10 | 130 | 44 | 3.2 |
| W1076 | 7 | 110 | 50 | 3.1 |
| W1077 | 12 | 130 | 53 | 3.2 |
| W1079 | 11 | 87 | 32 | 3.4 |
| W1080 | 10 | 110 | 31 | 3.1 |
| W1081 | 10 | 67 | 27 | 3.0 |
| W1082 | 12 | 110 | 27 | 3.4 |
| W1083 | 12 | 79 | 29 | 3.4 |
| W1084 | 12 | 99 | 33 | 3.7 |
| W1085 | 17 | 110 | 47 | 3.0 |
| W1086 | 12 | 130 | 35 | 2.7 |
| W1087 | 19 | 120 | 35 | 3.4 |
| W1088 | 15 | 120 | 26 | 3.0 |
| W1089 | 12 | 110 | 34 | 2.7 |
| W1090 | 18 | 120 | 44 | 2.8 |
| W1091 | 12 | 100 | 36 | 3.0 |
| W1092 | 20 | 130 | 50 | 2.7 |
| W1093 | 8 | 73 | 24 | 2.9 |
| W1094 | 16 | 120 | 52 | 2.5 |
| W1095 | 22 | 120 | 35 | 3.2 |
| W1096 | 12 | 110 | 34 | 3.0 |
| W1097 | 15 | 89 | 23 | 2.8 |
| W1098 | 15 | 92 | 32 | 2.8 |
| W1099 | 12 | 162 | 28 | 3.3 |
| W1100 | 5 | 35 | 11 | 5.2 |
| W1101 | 17 | 140 | 58 | 3.4 |
| W1102 | 8 | 68 | 18 | 2.7 |
| W1103 | 11 | 99 | 19 | 2.6 |
| W1104 | 9 | 62 | 41 | 4.3 |
| W1105 | 10 | 77 | 22 | 2.8 |
| W1106 | 11 | 61 | 30 | 2.4 |
| W1107 | 14 | 58 | 12 | 2.5 |
| W1108 | 7 | 29 | 9 | 2.9 |
| W1109 | 14 | 88 | 15 | 2.3 |
| W1110 | 15 | 53 | 17 | 2.6 |
| W1111 | 10 | 44 | 18 | 2.9 |
| W1112 | 10 | 54 | 12 | 2.6 |
| W1113 | 11 | 89 | 30 | 2.6 |
| W1114 | 7 | 46 | 18 | 3.1 |
| W1115 | 11 | 92 | 15 | 3.0 |
| W1116 | 20 | 75 | 17 | 2.7 |
| W1117 | 22 | 100 | 55 | 2.5 |
| W1118 | 18 | 100 | 17 | 2.5 |
| W1119 | 15 | 73 | 17 | 2.6 |
| W1120 | 24 | 95 | 19 | 2.5 |
| W1121 | 15 | 53 | 16 | 2.2 |
| W1123 | 10 | 54 | 11 | 2.4 |
| W1124 | 18 | 95 | 20 | 2.4 |
| W1125 | 17 | 88 | 16 | 2.0 |
| W1126 | 10 | 81 | 11 | 2.3 |
| W1127 | 13 | 72 | 11 | 2.3 |
| W1128 | 18 | 89 | 17 | 2.3 |
| W1129 | 15 | 106 | 13 | 2.4 |
| W1130 | 15 | 70 | 17 | 2.3 |

| SAMPLE | CU PPM | ZN PPM | PB PPM | U PPM |
|---|---|---|---|---|
| W1131 | 19 | 61 | 17 | 2.6 |
| W1132 | 10 | 68 | 13 | 2.4 |
| W1133 | 11 | 60 | 12 | 2.5 |
| W1134 | 18 | 88 | 22 | 2.5 |
| W1135 | 13 | 98 | 35 | 2.5 |
| W1136 | 10 | 73 | 21 | 2.5 |
| W1137 | 8 | 80 | 17 | 2.5 |
| W1180 | 12 | 81 | 23 | 2.1 |
| W1181 | 11 | 94 | 21 | 2.7 |
| W1182 | 15 | 99 | 25 | 2.4 |
| W1183 | 18 | 85 | 29 | 2.9 |
| W1184 | 13 | 96 | 30 | 2.5 |
| W1185 | 10 | 95 | 27 | 2.5 |
| W1186 | 10 | 68 | 32 | 2.9 |
| W1187 | 10 | 66 | 29 | 3.3 |
| W1188 | 14 | 69 | 27 | 2.6 |
| W1189 | 12 | 78 | 34 | 2.8 |
| W1190 | 6 | 38 | 25 | 2.9 |
| W1191 | 13 | 90 | 27 | 2.8 |
| W1192 | 16 | 91 | 32 | 3.1 |
| W1193 | 10 | 72 | 43 | 3.4 |
| W1194 | 12 | 80 | 30 | 3.1 |
| W1195 | 11 | 100 | 52 | 3.1 |
| W1196 | 7 | 77 | 32 | 3.4 |
| W1197 | 11 | 100 | 35 | 2.6 |
| W1198 | 8 | 82 | 29 | 2.9 |
| W1199 | 15 | 110 | 40 | 3.1 |
| W1201 | 7 | 120 | 29 | 2.6 |
| W1202 | 4 | 94 | 16 | 3.0 |
| W1203 | 8 | 110 | 23 | 2.5 |
| W1204 | 15 | 190 | 69 | 3.1 |
| W1205 | 10 | 200 | 31 | 2.7 |
| W1206 | 17 | 240 | 52 | 3.1 |
| W1207 | 10 | 180 | 34 | 2.5 |
| W1208 | 11 | 230 | 47 | 3.3 |
| W1209 | 16 | 250 | 48 | 3.6 |
| W1210 | 6 | 160 | 38 | 3.2 |
| W1211 | 9 | 160 | 36 | 4.4 |
| W1212 | 7 | 94 | 29 | 3.6 |
| W1213 | 9 | 170 | 44 | 2.9 |
| W1214 | 15 | 160 | 38 | 2.3 |
| W1215 | 8 | 160 | 47 | 2.7 |
| W1216 | 16 | 170 | 49 | 2.5 |
| W1217 | 8 | 140 | 31 | 2.9 |
| W1218 | 7 | 130 | 31 | 2.9 |
| W1219 | 12 | 160 | 42 | 3.0 |
| W1220 | 11 | 150 | 29 | 2.7 |
| W1221 | 8 | 130 | 28 | 3.0 |
| W1222 | 9 | 140 | 24 | 3.1 |
| W1223 | 8 | 91 | 31 | 3.7 |
| W1224 | 5 | 45 | 21 | 3.6 |
| W1225 | 6 | 82 | 25 | 3.7 |
| W1226 | 8 | 120 | 28 | 3.1 |
| W1227 | 8 | 110 | 28 | 2.9 |
| W1228 | 13 | 270 | 45 | 3.8 |
| W1229 | 11 | 120 | 33 | 3.6 |

| SAMPLE | CU PPM | ZN PPM | PB PPM | U PPM |
|---|---|---|---|---|
| W1230 | 10 | 185 | 36 | 3.0 |
| W1231 | 10 | 110 | 30 | 3.6 |
| W1232 | 10 | 68 | 23 | 3.6 |
| W1233 | 10 | 180 | 33 | 3.7 |
| W1234 | 6 | 110 | 19 | 3.2 |
| W1235 | 7 | 71 | 23 | 3.9 |
| W1236 | 7 | 130 | 20 | 3.3 |
| W1237 | 8 | 100 | 24 | 3.6 |
| W1238 | 10 | 99 | 25 | 2.8 |
| W1239 | 11 | 74 | 27 | 2.7 |
| W1240 | 8 | 120 | 26 | 3.6 |
| W1241 | 6 | 97 | 18 | 2.8 |
| W1242 | 10 | 130 | 31 | 2.9 |
| W1243 | 8 | 83 | 22 | 3.3 |
| W1244 | 13 | 170 | 43 | 2.9 |
| W1245 | 15 | 170 | 63 | 4.9 |
| W1246 | 13 | 130 | 44 | 3.7 |
| W1247 | 8 | 95 | 29 | 2.9 |
| W1248 | 12 | 120 | 32 | 2.6 |
| W1249 | 19 | 180 | 40 | 4.2 |
| W1250 | 10 | 130 | 28 | 3.3 |
| W1251 | 8 | 100 | 28 | 3.4 |
| W1252 | 8 | 200 | 36 | 3.9 |
| W1253 | 10 | 210 | 49 | 3.6 |
| W1254 | 11 | 220 | 43 | 3.3 |
| W1255 | 12 | 290 | 43 | 3.2 |
| W1256 | 11 | 260 | 42 | 3.2 |
| W1257 | 9 | 280 | 46 | 3.7 |
| W1258 | 10 | 200 | 63 | 3.4 |
| W1259 | 8 | 140 | 41 | 2.9 |
| W1260 | 10 | 190 | 36 | 3.1 |
| W1261 | 11 | 180 | 28 | 5.0 |
| W1262 | 8 | 120 | 25 | 2.8 |
| W1263 | 12 | 210 | 35 | 2.5 |
| W1264 | 8 | 220 | 35 | 2.8 |
| W1265 | 13 | 160 | 35 | 2.8 |
| W1266 | 9 | 110 | 24 | 2.5 |
| W1267 | 10 | 120 | 26 | 2.5 |
| W1268 | 15 | 160 | 36 | 2.5 |
| W1269 | 8 | 120 | 24 | 2.5 |
| W1270 | 11 | 170 | 90 | 3.6 |
| W1271 | 16 | 340 | 66 | 4.1 |
| W1272 | 8 | 140 | 30 | 2.8 |
| W1273 | 8 | 120 | 31 | 2.7 |
| W1274 | 10 | 120 | 37 | 2.7 |
| W1275 | 16 | 170 | 57 | 2.6 |
| W1276 | 8 | 100 | 24 | 2.6 |
| W1277 | 6 | 99 | 23 | 2.3 |
| W1278 | 5 | 55 | 17 | 2.5 |
| W1279 | 8 | 110 | 23 | 2.3 |
| W1280 | 7 | 100 | 23 | 2.5 |
| W1281 | 3 | 66 | 34 | 2.6 |
| W1282 | 8 | 58 | 38 | 2.7 |
| W1283 | 8 | 83 | 13 | 2.0 |
| W1284 | 12 | 120 | 30 | 2.6 |
| W1327 | 9 | 96 | 23 | 3.2 |

| SAMPLE | CU PPM | ZN PPM | PB PPM | U PPM |
|---|---|---|---|---|
| W1328 | 10 | 100 | 27 | 2.7 |
| W1329 | 11 | 76 | 46 | 3.1 |
| W1330 | 8 | 95 | 30 | 3.2 |
| W1331 | 10 | 110 | 59 | 4.2 |
| W1332 | 8 | 130 | 35 | 3.4 |
| W1333 | 12 | 160 | 40 | 2.8 |
| W1334 | 7 | 150 | 46 | 2.9 |
| W1335 | 10 | 130 | 35 | 3.2 |
| W1336 | 10 | 130 | 68 | 3.5 |
| W1337 | 6 | 130 | 39 | 3.2 |
| W1338 | 6 | 89 | 40 | 3.1 |
| W1339 | 7 | 130 | 48 | 3.1 |
| W1340 | 9 | 110 | 78 | 3.7 |
| W1341 | 8 | 180 | 46 | 3.1 |
| W1342 | 8 | 140 | 37 | 3.2 |
| W1343 | 13 | 220 | 38 | 3.0 |
| W1344 | 13 | 250 | 43 | 2.4 |
| W1345 | 10 | 97 | 29 | 2.7 |
| W1346 | 15 | 150 | 56 | 3.5 |
| W1347 | 11 | 220 | 47 | 3.4 |
| W1348 | 11 | 140 | 49 | 3.2 |
| W1349 | 10 | 170 | 23 | 2.3 |
| W1350 | 10 | 120 | 27 | 2.2 |
| W1351 | 7 | 85 | 19 | 1.5 |
| W1352 | 1 | 11 | 5 | 2.3 |
| W1353 | 10 | 57 | 19 | 2.6 |
| W1354 | 6 | 50 | 12 | 2.0 |
| W1355 | 5 | 70 | 20 | 2.8 |
| W1356 | 12 | 110 | 24 | 2.4 |
| W1357 | 13 | 120 | 23 | 2.9 |
| W1358 | 11 | 140 | 17 | 2.4 |
| W1359 | 3 | 51 | 13 | 2.9 |
| W1360 | 14 | 330 | 140 | 4.4 |
| W1361 | 10 | 280 | 79 | 4.5 |
| W1362 | 10 | 290 | 79 | 4.1 |
| W1363 | 11 | 400 | 53 | 3.0 |
| W1364 | 6 | 100 | 29 | 2.7 |
| W1365 | 6 | 170 | 24 | 3.7 |
| W1366 | 5 | 210 | 56 | 3.0 |
| W1367 | 5 | 190 | 26 | 2.8 |
| W1368 | 3 | 110 | 15 | 2.4 |
| W2032 | 14 | 94 | 39 | 3.6 |
| W2033 | 15 | 110 | 41 | 3.0 |
| W2034 | 10 | 72 | 34 | 2.7 |
| W2035 | 17 | 123 | 52 | 3.7 |
| W2036 | 10 | 120 | 35 | 3.1 |
| W2037 | 11 | 100 | 58 | 3.8 |
| W2038 | 10 | 70 | 46 | 19.0 |
| W2039 | 13 | 130 | 51 | 15.0 |
| W2040 | 4 | 61 | 32 | 9.2 |
| W2041 | 7 | 130 | 55 | 0.1 |
| W2042 | 8 | 69 | 48 | 1.3 |
| W2043 | 15 | 69 | 37 | 14.0 |
| W2044 | 12 | 100 | 66 | 3.3 |
| W2045 | 11 | 96 | 46 | 3.9 |
| W2046 | 20 | 110 | 47 | 3.0 |

| SAMPLE | CU PPM | ZN PPM | PB PPM | U PPM |
|---|---|---|---|---|
| W2047 | 7 | 80 | 31 | 3.3 |
| W2048 | 10 | 98 | 33 | 3.6 |
| W2049 | 10 | 150 | 58 | 5.1 |
| W2050 | 10 | 120 | 40 | 3.4 |
| W2051 | 7 | 82 | 32 | 3.6 |
| W2052 | 13 | 82 | 34 | 3.3 |
| W2053 | 14 | 96 | 35 | 3.3 |
| W2054 | 16 | 140 | 55 | 2.7 |
| W2055 | 10 | 78 | 31 | 3.6 |
| W2056 | 9 | 71 | 35 | 2.9 |
| W2057 | 11 | 82 | 36 | 2.5 |
| W2058 | 5 | 31 | 23 | 3.0 |
| W2059 | 10 | 60 | 34 | 3.1 |
| W2060 | 5 | 24 | 25 | 2.7 |
| W2061 | 17 | 110 | 64 | 3.1 |
| W2062 | 5 | 34 | 34 | 2.9 |
| W2063 | 15 | 150 | 51 | 2.7 |
| W2064 | 12 | 94 | 36 | 2.6 |
| W2065 | 12 | 120 | 49 | 2.7 |
| W2066 | 16 | 140 | 46 | 2.7 |
| W2067 | 10 | 120 | 41 | 2.2 |
| W2068 | 12 | 150 | 56 | 2.7 |
| W2069 | 11 | 110 | 30 | 2.9 |
| W2070 | 10 | 57 | 22 | 3.2 |
| W2071 | 9 | 79 | 29 | 3.2 |
| W2072 | 20 | 200 | 94 | 2.7 |
| W2073 | 10 | 100 | 42 | 2.9 |
| W2074 | 8 | 55 | 58 | 4.7 |
| W2075 | 16 | 160 | 92 | 9.0 |
| W2076 | 31 | 170 | 36 | NSS |
| W2077 | 23 | 66 | 30 | NSS |
| W2078 | 24 | 53 | 18 | NSS |
| W2079 | 22 | 160 | 46 | 2.7 |
| W2080 | 17 | 84 | 44 | 2.7 |
| W2081 | 22 | 160 | 60 | 3.1 |
| W2082 | 11 | 120 | 32 | 2.5 |
| W2083 | 18 | 128 | 43 | 3.0 |
| W2084 | 10 | 94 | 24 | 2.7 |
| W2085 | 15 | 100 | 35 | 3.0 |
| W2086 | 9 | 94 | 32 | 3.0 |
| W2087 | 12 | 90 | 53 | 3.3 |
| W2088 | 11 | 66 | 32 | 4.2 |
| W2089 | 16 | 120 | 34 | 3.2 |
| W2090 | 17 | 120 | 58 | 2.6 |
| W2091 | 9 | 86 | 30 | 3.0 |
| W2092 | 15 | 120 | 56 | 3.0 |
| W2093 | 15 | 120 | 29 | 2.5 |
| W2094 | 7 | 78 | 24 | 2.6 |
| W2095 | 33 | 140 | 32 | 2.1 |
| W2096 | 14 | 60 | 44 | 2.8 |
| W2097 | 20 | 92 | 34 | 2.5 |
| W2098 | 37 | 126 | 46 | 2.5 |
| W2099 | 17 | 79 | 41 | 2.1 |
| W2100 | 14 | 110 | 23 | 2.8 |
| W2101 | 21 | 100 | 45 | 2.4 |
| W2102 | 29 | 160 | 41 | 2.0 |

| SAMPLE | CU PPM | ZN PPM | PB PPM | U PPM |
|---|---|---|---|---|
| W2103 | 14 | 95 | 32 | 2.5 |
| W2104 | 16 | 110 | 53 | 3.1 |
| W2105 | 16 | 130 | 58 | 2.8 |
| W2106 | 8 | 47 | 48 | 3.7 |
| W2107 | 20 | 91 | 61 | 3.1 |
| W2108 | 14 | 69 | 22 | 2.9 |
| W2109 | 13 | 110 | 50 | 2.8 |
| W2110 | 9 | 76 | 44 | 3.0 |
| W2111 | 15 | 100 | 40 | 2.5 |
| W2112 | 9 | 79 | 29 | 2.8 |
| W2113 | 25 | 170 | 54 | 2.6 |
| W2114 | 12 | 92 | 23 | 2.5 |
| W2115 | 12 | 110 | 43 | 2.9 |
| W2116 | 14 | 110 | 53 | 2.7 |
| W2117 | 11 | 82 | 25 | 2.6 |
| W2118 | 11 | 75 | 27 | 2.5 |
| W2119 | 11 | 35 | 16 | NSS |
| W2120 | 25 | 50 | 50 | NSS |
| W2121 | 11 | 99 | 37 | 2.9 |
| W2122 | 12 | 100 | 32 | 2.3 |
| W2123 | 16 | 130 | 58 | 2.1 |
| W2124 | 16 | 98 | 57 | 3.0 |
| W2125 | 23 | 500 | 96 | 9.5 |
| W2126 | 16 | 75 | 58 | NSS |
| W2127 | 17 | 160 | 55 | NSS |
| W2128 | 11 | 94 | 42 | 2.7 |
| W2129 | 14 | 91 | 43 | 2.9 |
| W2130 | 9 | 49 | 50 | 3.9 |
| W2131 | 19 | 31 | 25 | 0.2 |
| W2132 | 13 | 91 | 60 | 3.3 |
| W2133 | 12 | 116 | 52 | 2.7 |
| W2134 | 16 | 92 | 58 | 3.4 |
| W2135 | 13 | 120 | 53 | 2.9 |
| W2136 | 23 | 160 | 94 | 3.3 |
| W2137 | 15 | 110 | 72 | 2.8 |
| W2138 | 16 | 130 | 60 | 3.7 |
| W2139 | 9 | 58 | 44 | 4.7 |
| W2140 | 17 | 112 | 76 | 3.2 |
| W2141 | 9 | 42 | 75 | 3.5 |
| W2142 | 9 | 25 | 9 | NSS |
| W2143 | 13 | 22 | 9 | NSS |
| W2144 | 14 | 16 | 23 | NSS |
| W2145 | 11 | 88 | 66 | 2.7 |
| W2146 | 8 | 70 | 39 | 2.7 |
| W2147 | 8 | 66 | 40 | 3.0 |
| W2148 | 12 | 100 | 65 | 3.1 |
| W2149 | 13 | 82 | 60 | 4.3 |
| W2150 | 18 | 120 | 58 | 2.5 |
| W2151 | 18 | 160 | 91 | 2.9 |
| W2152 | 8 | 39 | 26 | 2.6 |
| W2153 | 5 | 18 | 10 | 3.1 |
| W2154 | 11 | 58 | 22 | 2.3 |
| W2155 | 16 | 83 | 160 | 3.1 |
| W2156 | 23 | 110 | 49 | 2.7 |
| W2156A | 19 | 110 | 29 | 2.7 |
| W2157 | 17 | 470 | 150 | 3.8 |

| SAMPLE | CU PPM | ZN PPM | PB PPM | U PPM |
|---|---|---|---|---|
| W2158 | 14 | 280 | 89 | 3.7 |
| W2159 | 11 | 137 | 43 | 2.6 |
| W2160 | 15 | 230 | 72 | 4.0 |
| W2165 | 5 | 58 | 25 | 2.7 |
| W2166 | 8 | 92 | 30 | 3.1 |
| W2167 | 11 | 130 | 36 | 3.2 |
| W2168 | 14 | 110 | 47 | 6.9 |
| W2169 | 9 | 130 | 43 | 5.9 |
| W2170 | 12 | 120 | 50 | 6.1 |
| W2171 | 13 | 87 | 47 | 6.3 |
| W2172 | 7 | 75 | 44 | 6.1 |
| W2173 | 10 | 83 | 43 | 5.5 |
| W2174 | 13 | 96 | 54 | 6.3 |
| W2175 | 9 | 76 | 34 | 4.7 |
| W2176 | 18 | 130 | 65 | 5.9 |
| W2177 | 11 | 95 | 56 | 4.2 |
| W2178 | 16 | 72 | 53 | 5.3 |
| W2179 | 10 | 100 | 26 | 2.5 |
| W2180 | 10 | 73 | 22 | 2.3 |
| W2181 | 10 | 120 | 30 | 2.5 |
| W2182 | 7 | 68 | 34 | 2.8 |
| W2183 | 15 | 163 | 55 | 3.5 |
| W2184 | 10 | 98 | 48 | 3.2 |
| W2185 | 10 | 83 | 59 | 5.2 |
| W2186 | 17 | 130 | 51 | 8.6 |
| W2187 | 8 | 80 | 47 | 6.5 |
| W2188 | 15 | 240 | 70 | 4.3 |
| W2189 | 10 | 120 | 54 | 4.6 |
| W2190 | 8 | 110 | 46 | 3.7 |
| W2191 | 18 | 400 | 100 | 11.0 |
| W2192 | 8 | 110 | 30 | 2.7 |
| W2193 | 4 | 25 | 18 | 3.5 |
| W2194 | 9 | 61 | 36 | 3.2 |
| W2195 | 10 | 100 | 32 | 2.9 |
| W2196 | 13 | 137 | 71 | 3.6 |
| W2197 | 10 | 150 | 38 | 3.2 |
| W2198 | 10 | 95 | 34 | 2.8 |
| W2199 | 11 | 150 | 39 | 4.1 |
| W2200 | 20 | 170 | 25 | 4.3 |
| W2201 | 12 | 120 | 23 | 2.4 |
| W2202 | 6 | 75 | 23 | 2.7 |
| W2203 | 12 | 110 | 40 | 2.7 |
| W2204 | 11 | 130 | 31 | 2.6 |
| W2205 | 8 | 50 | 27 | 2.8 |
| W2206 | 8 | 39 | 22 | 2.1 |
| W2207 | 10 | 53 | 37 | 3.1 |
| W2208 | 13 | 110 | 54 | 3.9 |
| W2209 | 9 | 120 | 43 | 4.0 |
| W2210 | 5 | 32 | 26 | 2.7 |
| W2211 | 11 | 130 | 58 | 3.0 |
| W2212 | 12 | 71 | 54 | 2.7 |
| W2213 | 11 | 110 | 42 | 2.4 |
| W2214 | 10 | 77 | 31 | 3.0 |
| W2215 | 9 | 91 | 24 | 2.4 |
| W2216 | 8 | 100 | 29 | 2.7 |
| W2217 | 9 | 86 | 35 | 3.6 |

| SAMPLE | CU PPM | ZN PPM | PB PPM | U PPM |
|---|---|---|---|---|
| W2218 | 12 | 91 | 24 | 2.9 |
| W2219 | 5 | 28 | 18 | 2.9 |
| W2220 | 7 | 75 | 25 | 2.7 |
| W2221 | 15 | 130 | 39 | 2.6 |
| W2222 | 9 | 180 | 34 | 3.1 |
| W2223 | 6 | 78 | 31 | 3.0 |
| W2224 | 6 | 110 | 30 | 3.0 |
| W2225 | 6 | 66 | 33 | 2.4 |
| W2226 | 7 | 59 | 37 | 2.7 |
| W2227 | 7 | 25 | 23 | 2.6 |
| W2228 | 7 | 42 | 27 | 3.4 |
| W2229 | 10 | 65 | 40 | 2.9 |
| W2230 | 9 | 92 | 38 | 2.9 |
| W2231 | 9 | 77 | 41 | 2.9 |
| W2232 | 11 | 78 | 37 | 3.1 |
| W2233 | 8 | 120 | 27 | 2.4 |
| W2234 | 6 | 82 | 26 | 2.8 |
| W2235 | 7 | 110 | 36 | 3.4 |
| W2236 | 9 | 91 | 34 | 2.7 |
| W2237 | 8 | 82 | 32 | 2.9 |
| W2238 | 8 | 61 | 31 | 2.8 |
| W2239 | 10 | 88 | 43 | 2.4 |
| W2240 | 9 | 92 | 32 | 3.0 |
| W2241 | 7 | 96 | 24 | 2.5 |
| W2242 | 11 | 98 | 36 | 3.3 |
| W2243 | 14 | 140 | 41 | 2.6 |
| W2244 | 12 | 170 | 60 | 3.4 |
| W2245 | 10 | 93 | 52 | 4.1 |
| W2246 | 7 | 83 | 63 | 3.5 |
| W2247 | 12 | 110 | 150 | 4.3 |
| W2248 | 10 | 110 | 59 | 3.0 |
| W2249 | 6 | 99 | 39 | 3.2 |
| W2250 | 8 | 110 | 43 | 3.0 |
| W2251 | 9 | 130 | 46 | 3.5 |
| W2252 | 21 | 210 | 94 | 4.3 |
| W2253 | 11 | 86 | 40 | 3.7 |
| W2254 | 8 | 52 | 27 | 3.0 |
| W2255 | 12 | 78 | 36 | 2.9 |
| W2256 | 12 | 89 | 36 | 2.7 |
| W2257 | 13 | 142 | 53 | 4.7 |
| W2258 | 10 | 130 | 33 | 3.8 |
| W2259 | 8 | 95 | 37 | 3.1 |
| W2260 | 6 | 72 | 32 | 2.8 |
| W2261 | 7 | 76 | 27 | 3.2 |
| W2262 | 10 | 79 | 30 | 2.8 |
| W2263 | 12 | 89 | 27 | 3.2 |
| W2264 | 10 | 69 | 31 | 2.5 |
| W2265 | 10 | 88 | 31 | 2.8 |
| W2266 | 11 | 95 | 29 | 2.6 |
| W2267 | 10 | 90 | 20 | 2.5 |
| W2268 | 16 | 240 | 66 | 5.7 |
| W2269 | 16 | 180 | 69 | NSS |
| W2270 | 11 | 130 | 60 | 3.6 |
| W2271 | 9 | 130 | 42 | 3.0 |
| W2272 | 15 | 68 | 25 | 2.6 |
| W2273 | 8 | 65 | 33 | 2.8 |

| SAMPLE | CU PPM | ZN PPM | PB PPM | U PPM |
|---|---|---|---|---|
| W2274 | 10 | 70 | 28 | 2.4 |
| W2275 | 7 | 47 | 24 | 2.6 |
| W2276 | 7 | 81 | 23 | 2.7 |
| W2277 | 6 | 97 | 28 | 2.7 |
| W2278 | 5 | 29 | 22 | 3.2 |
| W2279 | 5 | 82 | 22 | 2.5 |
| W2280 | 1 | 7 | 5 | 3.0 |
| W2281 | 4 | 41 | 9 | 2.5 |
| W2282 | 6 | 70 | 19 | 3.2 |
| W2283 | 7 | 70 | 19 | 2.6 |
| W2284 | 5 | 71 | 13 | 3.1 |

NSS - NOT SUFFICIENT SAMPLE

| SAMPLE | CU PPM | ZN PPM | PB PPM | U PPM |
|---|---|---|---|---|
| W1062 | 15 | 280 | 99 | 3.7 |
| W1063 | 16 | 200 | 44 | 3.1 |

| SAMPLE | CU PPM | ZN PPM | PB PPM | U PPM |
|---|---|---|---|---|
| W1034 | 11 | 110 | 33 | 2.6 |
| W1035 | 12 | 120 | 44 | 3.1 |
| W1036 | 18 | 160 | 35 | 3.0 |
| W1037 | 13 | 170 | 46 | 2.9 |
| W1038 | 17 | 170 | 38 | 2.6 |
| W1039 | 18 | 120 | 37 | 3.1 |
| W1040 | 16 | 130 | 44 | 3.5 |
| W1041 | 18 | 160 | 82 | 5.0 |
| W1042 | 11 | 130 | 27 | 3.6 |
| W1043 | 10 | 78 | 23 | 2.6 |
| W1044 | 19 | 190 | 42 | 3.2 |
| W1045 | 12 | 100 | 29 | 2.8 |
| W1046 | 10 | 170 | 29 | 2.7 |
| W1047 | 10 | 130 | 37 | 3.6 |
| W1048 | 11 | 140 | 25 | 3.1 |
| W1049 | 11 | 130 | 27 | 2.7 |
| W1050 | 14 | 140 | 37 | 2.7 |
| W1051 | 17 | 160 | 46 | 2.7 |
| W1052 | 15 | 150 | 41 | 3.2 |
| W1053 | 12 | 140 | 46 | 2.6 |
| W1054 | 17 | 130 | 34 | 2.8 |
| W1055 | 19 | 140 | 59 | 2.8 |
| W1056 | 16 | 100 | 38 | 3.0 |
| W1057 | 12 | 100 | 22 | 2.8 |
| W1059 | 12 | 160 | 23 | 2.8 |
| W1060 | 17 | 190 | 23 | 2.5 |
| W1061 | 18 | 180 | 19 | 2.3 |
| W1063 | 17 | 58 | 12 | 1.8 |
| W1064 | 20 | 100 | 21 | 1.8 |
| W1065 | 16 | 86 | 22 | 2.1 |
| W1066 | 23 | 100 | 18 | 2.4 |
| W1067 | 18 | 100 | 17 | 2.7 |
| W1068 | 22 | 98 | 20 | 2.9 |
| W1069 | 15 | 110 | 22 | 2.4 |
| W1070 | 11 | 97 | 18 | 2.7 |
| W1071 | 16 | 100 | 20 | 2.8 |
| W1072 | 31 | 120 | 20 | 2.6 |
| W1073 | 13 | 100 | 26 | 2.2 |
| W1285 | 11 | 190 | 65 | 2.2 |
| W1286 | 8 | 110 | 27 | 2.7 |
| W1287 | 8 | 92 | 27 | 3.5 |
| W1288 | 7 | 88 | 36 | 3.1 |
| W1289 | 10 | 170 | 52 | 2.3 |
| W1290 | 10 | 170 | 44 | 3.0 |
| W1291 | 13 | 160 | 59 | 3.0 |
| W1292 | 8 | 96 | 46 | 2.2 |
| W1293 | 16 | 190 | 70 | 3.2 |
| W1294 | 16 | 220 | 56 | 3.3 |
| W1295 | 20 | 150 | 54 | 3.2 |
| W1296 | 10 | 240 | 60 | 3.3 |
| W1297 | 8 | 140 | 35 | 2.2 |
| W1298 | 10 | 200 | 48 | 3.2 |
| W1299 | 7 | 140 | 39 | 2.9 |
| W1300 | 8 | 190 | 51 | 2.3 |
| W1301 | 8 | 150 | 43 | 3.1 |
| W1302 | 8 | 130 | 29 | 3.0 |

| SAMPLE | CU PPM | ZN PPM | PB PPM | U PPM |
|---|---|---|---|---|
| W1303 | 10 | 160 | 42 | 2.3 |
| W1304 | 6 | 150 | 39 | 2.9 |
| W1305 | 9 | 190 | 49 | 2.7 |
| W1306 | 18 | 130 | 24 | 2.7 |
| W1307 | 6 | 190 | 34 | 3.0 |
| W1308 | 8 | 180 | 32 | 2.5 |
| W1309 | 3 | 150 | 35 | 2.8 |
| W1310 | 7 | 150 | 24 | 2.3 |
| W1311 | 5 | 80 | 42 | 3.7 |
| W1312 | 3 | 74 | 77 | 3.3 |
| W1313 | 9 | 190 | 43 | 3.3 |
| W1314 | 8 | 110 | 42 | 3.2 |
| W1316 | 4 | 150 | 96 | 4.2 |
| W1317 | 9 | 120 | 108 | 4.5 |
| W1318 | 10 | 140 | 61 | 3.4 |
| W1319 | 9 | 110 | 50 | 3.8 |
| W1320 | 11 | 90 | 39 | 3.5 |
| W1321 | 5 | 60 | 22 | 2.6 |
| W1322 | 8 | 90 | 38 | 2.9 |
| W1323 | 12 | 120 | 36 | 3.4 |
| W1324 | 7 | 83 | 32 | 2.5 |
| W1325 | 11 | 130 | 49 | 2.9 |
| W1326 | 8 | 90 | 37 | 3.1 |
| W1569 | 8 | 120 | 40 | 2.5 |
| W1570 | 7 | 68 | 27 | 2.5 |
| W1571 | 11 | 140 | 41 | 2.7 |
| W1572 | 8 | 110 | 23 | 3.4 |
| W1573 | 8 | 140 | 42 | 2.7 |
| W1574 | 11 | 150 | 44 | 2.7 |
| W1575 | 10 | 190 | 35 | 2.5 |
| W1576 | 10 | 140 | 52 | 3.5 |
| W1577 | 11 | 160 | 36 | 2.1 |
| W1578 | 9 | 130 | 23 | 2.2 |
| W1579 | 12 | 140 | 39 | 2.3 |
| W1580 | 17 | 170 | 41 | 2.0 |
| W1581 | 15 | 180 | 52 | 2.3 |
| W1582 | 17 | 180 | 50 | 3.7 |
| W1583 | 13 | 100 | 19 | 2.9 |
| W1584 | 11 | 120 | 35 | 3.5 |
| W1585 | 13 | 160 | 40 | 2.7 |
| W1586 | 13 | 240 | 44 | 2.9 |
| W1587 | 16 | 180 | 36 | 3.1 |
| W1588 | 16 | 200 | 52 | 1.8 |
| W1589 | 15 | 160 | 54 | 3.6 |
| W1590 | 8 | 66 | 31 | 2.3 |
| W1591 | 26 | 460 | 444 | 4.9 |
| W1592 | 11 | 150 | 160 | 3.6 |
| W1593 | 12 | 170 | 142 | 3.2 |
| W1594 | 10 | 160 | 121 | 3.7 |
| W1595 | 8 | 100 | 26 | 2.3 |
| W1596 | 11 | 100 | 34 | 2.6 |
| W1597 | 11 | 150 | 35 | 2.2 |
| W1598 | 7 | 88 | 35 | 2.2 |
| W1599 | 11 | 93 | 33 | 2.8 |
| W1600 | 8 | 97 | 22 | 2.5 |
| W1601 | 9 | 60 | 35 | 2.9 |

| SAMPLE | CU PPM | ZN PPM | PB PPM | U PPM |
|---|---|---|---|---|
| W1602 | 9 | 90 | 38 | 2.5 |
| W1603 | 15 | 140 | 41 | 2.6 |
| W1604 | 12 | 120 | 39 | 2.5 |
| W1605 | 11 | 100 | 34 | 2.9 |
| W1606 | 14 | 150 | 49 | 2.8 |
| W1607 | 11 | 100 | 29 | 3.3 |
| W1608 | 18 | 130 | 50 | 2.4 |
| W1609 | 13 | 110 | 46 | 2.3 |
| W1610 | 8 | 62 | 29 | 2.7 |
| W1611 | 13 | 102 | 41 | 2.3 |
| W1612 | 13 | 80 | 30 | 2.6 |
| W1613 | 13 | 100 | 49 | 2.1 |
| W1614 | 11 | 110 | 39 | 2.6 |
| W1615 | 13 | 97 | 43 | 2.5 |
| W1616 | 15 | 110 | 50 | 3.6 |
| W1617 | 12 | 73 | 51 | 2.9 |
| W1618 | 15 | 130 | 49 | 2.7 |
| W1619 | 10 | 74 | 37 | 3.0 |
| W1620 | 19 | 160 | 48 | 2.8 |
| W1621 | 15 | 120 | 53 | 2.1 |
| W1622 | 12 | 170 | 42 | 2.9 |
| W1623 | 7 | 48 | 27 | 3.3 |
| W1624 | 14 | 110 | 49 | 2.8 |
| W1625 | 19 | 130 | 47 | 2.3 |
| W1626 | 17 | 110 | 46 | 2.2 |
| W1627 | 16 | 90 | 41 | 2.3 |
| W1628 | 35 | 190 | 110 | 2.3 |
| W1629 | 13 | 120 | 44 | 2.3 |
| W1630 | 18 | 210 | 65 | 2.3 |
| W1631 | 13 | 160 | 81 | 2.8 |
| W1632 | 16 | 170 | 46 | 2.7 |
| W1633 | 19 | 140 | 52 | 3.4 |
| W1634 | 14 | 120 | 41 | 2.3 |
| W1635 | 38 | 270 | 83 | 4.3 |
| W1636 | 31 | 130 | 41 | 2.4 |
| W1637 | 9 | 67 | 29 | 2.9 |
| W1638 | 15 | 100 | 41 | 2.4 |
| W1639 | 14 | 92 | 33 | 2.5 |
| W1640 | 16 | 120 | 45 | 2.4 |
| W1641 | 21 | 104 | 51 | 2.3 |
| W1642 | 8 | 63 | 35 | 2.6 |
| W1643 | 17 | 130 | 59 | 2.3 |
| W1644 | 11 | 71 | 46 | 2.7 |
| W1645 | 11 | 100 | 51 | 2.9 |
| W1646 | 12 | 96 | 51 | 2.2 |
| W1647 | 8 | 92 | 48 | 2.3 |
| W1648 | 13 | 110 | 51 | 1.9 |
| W1649 | 10 | 120 | 68 | 3.3 |
| W1650 | 21 | 170 | 80 | 3.3 |
| W1651 | 9 | 100 | 45 | 2.7 |
| W1652 | 8 | 100 | 61 | 2.8 |
| W1653 | 21 | 110 | 104 | 8.2 |
| W1654 | 9 | 28 | 55 | 2.9 |
| W1655 | 10 | 110 | 44 | 3.0 |
| W1656 | 13 | 230 | 55 | 2.9 |
| W1657 | 14 | 110 | 47 | 2.6 |

| SAMPLE | CU PPM | ZN PPM | PB PPM | U PPM |
|---|---|---|---|---|
| W1658 | 18 | 100 | 172 | 4.7 |
| W1659 | 16 | 120 | 42 | 2.5 |
| W1660 | 10 | 100 | 34 | 2.3 |
| W1661 | 18 | 160 | 48 | 2.3 |
| W1662 | 16 | 130 | 41 | 2.1 |
| W1663 | 13 | 110 | 36 | 2.6 |
| W1664 | 14 | 120 | 45 | 2.6 |
| W1665 | 16 | 120 | 40 | 2.8 |
| W1666 | 10 | 76 | 26 | 2.4 |
| W1667 | 16 | 120 | 39 | 2.6 |
| W1668 | 19 | 120 | 40 | 2.8 |
| W1669 | 12 | 130 | 33 | 2.8 |
| W1670 | 12 | 130 | 28 | 3.1 |
| W1671 | 16 | 140 | 29 | 2.3 |
| W1672 | 13 | 120 | 26 | 2.4 |
| W1673 | 14 | 130 | 38 | 2.2 |
| W1674 | 10 | 100 | 29 | 2.8 |
| W1675 | 10 | 120 | 28 | 2.8 |
| W1676 | 12 | 140 | 40 | 3.1 |
| W1677 | 11 | 60 | 34 | 2.3 |
| W1678 | 15 | 98 | 38 | 1.9 |
| W1679 | 17 | 84 | 45 | 2.7 |
| W1680 | 14 | 69 | 32 | 3.0 |
| W1681 | 12 | 70 | 35 | 3.0 |
| W1682 | 11 | 60 | 32 | 2.4 |
| W1683 | 8 | 49 | 32 | 3.1 |
| W1684 | 11 | 53 | 38 | 2.4 |
| W1685 | 11 | 100 | 43 | 2.5 |
| W1686 | 18 | 97 | 31 | 2.7 |
| W1687 | 11 | 80 | 41 | 3.7 |
| W1688 | 12 | 34 | 23 | 2.9 |
| W1689 | 16 | 100 | 64 | 3.0 |
| W1690 | 13 | 95 | 56 | 2.8 |
| W1691 | 16 | 200 | 380 | 3.3 |
| W1692 | 18 | 240 | 74 | 3.0 |
| W1693 | 13 | 200 | 42 | 3.2 |
| W1694 | 12 | 140 | 64 | 3.9 |
| W1696 | 12 | 140 | 51 | 3.0 |
| W1697 | 14 | 140 | 40 | 2.5 |
| W1698 | 13 | 130 | 34 | 2.6 |
| W1699 | 14 | 170 | 58 | 2.9 |
| W1700 | 13 | 140 | 37 | 2.2 |
| W1701 | 12 | 140 | 40 | 2.6 |
| W1702 | 13 | 230 | 48 | 3.5 |
| W1703 | 11 | 130 | 35 | 3.0 |
| W1704 | 8 | 110 | 27 | 3.6 |
| W1705 | 11 | 190 | 44 | 2.4 |
| W1706 | 12 | 200 | 55 | 2.0 |
| W1707 | 11 | 150 | 54 | 2.0 |
| W1708 | 10 | 150 | 45 | 2.8 |
| W1709 | 8 | 120 | 63 | 2.6 |
| W1710 | 11 | 150 | 82 | 2.8 |
| W1711 | 12 | 180 | 114 | 2.2 |
| W1712 | 9 | 130 | 66 | 2.7 |
| W1713 | 9 | 160 | 55 | 2.5 |
| W1714 | 11 | 160 | 54 | 3.2 |

| SAMPLE | CU PPM | ZN PPM | PB PPM | U PPM |
|---|---|---|---|---|
| W1788 | 15 | 150 | 31 | 2.6 |
| W1789 | 8 | 65 | 34 | 2.7 |
| W1790 | 17 | 210 | 63 | 3.0 |
| W1791 | 12 | 130 | 35 | 3.0 |
| W1792 | 7 | 92 | 29 | 2.7 |
| W1793 | 8 | 150 | 26 | 3.9 |
| W1794 | 8 | 100 | 29 | 2.2 |
| W1795 | 9 | 59 | 35 | 3.2 |
| W1796 | 8 | 33 | 43 | 3.0 |
| W1797 | 6 | 80 | 27 | 4.0 |
| W1798 | 10 | 96 | 40 | 3.1 |
| W1799 | 8 | 80 | 25 | 2.4 |
| W1800 | 6 | 93 | 22 | 3.0 |
| W1801 | 8 | 97 | 17 | 2.4 |
| W1802 | 7 | 65 | 22 | 3.3 |
| W1803 | 8 | 33 | 39 | 2.9 |
| W1804 | 11 | 60 | 42 | 2.4 |
| W1806 | 13 | 180 | 38 | 3.3 |
| W1807 | 9 | 150 | 42 | 3.8 |
| W1808 | 8 | 88 | 44 | 3.3 |
| W1809 | 5 | 35 | 22 | 3.6 |
| W1810 | 7 | 62 | 30 | 3.2 |
| W1811 | 8 | 80 | 58 | 3.5 |
| W1812 | 10 | 140 | 53 | 3.0 |
| W1813 | 22 | 430 | 51 | 4.0 |
| W1814 | 15 | 200 | 36 | 3.1 |
| W1816 | 16 | 88 | 20 | 2.6 |
| W1817 | 16 | 110 | 30 | 3.1 |
| W1818 | 24 | 270 | 56 | 2.5 |
| W1819 | 15 | 130 | 34 | 2.9 |
| W1820 | 9 | 93 | 34 | 3.0 |
| W1821 | 19 | 140 | 47 | 2.8 |
| W1822 | 25 | 220 | 76 | 2.7 |
| W1823 | 12 | 170 | 40 | 2.0 |
| W1824 | 27 | 140 | 110 | 2.9 |
| W1825 | 19 | 160 | 67 | 2.2 |
| W1826 | 14 | 150 | 32 | 2.3 |
| W1827 | 14 | 120 | 35 | 2.4 |
| W1828 | 11 | 100 | 87 | 3.8 |
| W1829 | 15 | 100 | 43 | 2.4 |
| W1830 | 14 | 120 | 41 | 2.7 |
| W2285 | 14 | 100 | 37 | 2.3 |
| W2286 | 11 | 100 | 36 | 2.6 |
| W2287 | 8 | 60 | 32 | 2.6 |
| W2288 | 11 | 110 | 35 | 2.8 |
| W2289 | 18 | 110 | 54 | 3.0 |
| W2290 | 9 | 76 | 20 | 2.4 |
| W2291 | 13 | 120 | 53 | 2.5 |
| W2292 | 20 | 130 | 59 | 2.5 |
| W2293 | 12 | 32 | 20 | 5.4 |
| W2294 | 12 | 80 | 36 | 2.5 |
| W2295 | 12 | 81 | 35 | 3.4 |
| W2296 | 15 | 93 | 41 | 2.3 |
| W2297 | 10 | 49 | 31 | 2.8 |
| W2298 | 15 | 78 | 86 | 3.9 |
| W2299 | 12 | 69 | 34 | 2.5 |

| SAMPLE | CU PPM | ZN PPM | PB PPM | U PPM |
|---|---|---|---|---|
| W2300 | 13 | 94 | 46 | 2.7 |
| W2301 | 17 | 68 | 49 | 2.2 |
| W2302 | 16 | 110 | 87 | 3.7 |
| W2303 | 9 | 55 | 43 | 3.2 |
| W2304 | 15 | 120 | 56 | 3.0 |
| W2305 | 16 | 130 | 60 | 2.9 |
| W2306 | 19 | 140 | 54 | 2.4 |
| W2307 | 11 | 93 | 44 | 2.9 |
| W2309 | 10 | 78 | 44 | 2.6 |
| W2309 | 11 | 66 | 54 | 2.7 |
| W2310 | 11 | 88 | 48 | 3.3 |
| W2311 | 11 | 78 | 40 | 3.5 |
| W2312 | 9 | 54 | 36 | 3.1 |
| W2313 | 16 | 120 | 54 | 3.1 |
| W2314 | 13 | 82 | 46 | 3.2 |
| W2315 | 13 | 79 | 35 | 3.7 |
| W2316 | 15 | 130 | 19 | 2.2 |
| W2317 | 16 | 110 | 17 | 2.5 |
| W2318 | 19 | 190 | 144 | 3.0 |
| W2319 | 11 | 150 | 51 | 2.4 |
| W2320 | 16 | 160 | 37 | 2.3 |
| W2321 | 17 | 140 | 37 | 2.3 |
| W2322 | 17 | 160 | 48 | 3.0 |
| W2323 | 11 | 88 | 34 | 3.4 |
| W2324 | 10 | 86 | 17 | 2.6 |
| W2325 | 10 | 150 | 32 | 2.6 |
| W2326 | 12 | 150 | 39 | 2.8 |
| W2327 | 10 | 170 | 30 | 3.8 |
| W2328 | 12 | 87 | 48 | 2.5 |
| W2329 | 5 | 69 | 17 | 2.7 |
| W2330 | 6 | 70 | 19 | 3.0 |
| W2331 | 8 | 140 | 43 | 4.6 |
| W2332 | 14 | 130 | 24 | 3.0 |
| W2333 | 8 | 100 | 29 | 2.7 |
| W2334 | 9 | 80 | 20 | 3.2 |
| W2335 | 8 | 69 | 15 | 2.6 |
| W2336 | 8 | 77 | 22 | 3.3 |
| W2337 | 5 | 67 | 17 | 2.6 |
| W2338 | 8 | 80 | 23 | 2.5 |
| W2339 | 7 | 97 | 22 | 2.7 |
| W2340 | 5 | 40 | 15 | 3.1 |
| W2241 | 6 | 59 | 34 | 3.5 |
| W2342 | 9 | 100 | 31 | 2.5 |
| W2343 | 10 | 76 | 24 | 2.6 |
| W2344 | 6 | 48 | 22 | 3.1 |
| W2345 | 8 | 81 | 17 | 3.3 |
| W2346 | 11 | 79 | 24 | 2.7 |
| W2347 | 10 | 76 | 27 | 3.0 |
| W2348 | 12 | 80 | 23 | 2.9 |
| W2349 | 12 | 86 | 29 | 2.6 |
| W2350 | 15 | 110 | 28 | 2.4 |
| W2351 | 16 | 94 | 35 | 2.3 |
| W2352 | 14 | 120 | 38 | 2.8 |
| W2353 | 8 | 72 | 30 | 2.8 |
| W2354 | 12 | 78 | 31 | 3.5 |
| W2355 | 13 | 110 | 34 | 3.1 |

| SAMPLE | CU PPM | ZN PPM | PB PPM | U PPM |
|---|---|---|---|---|
| WZ356 | 11 | 84 | 40 | 3.0 |
| WZ357 | 12 | 94 | 30 | 2.6 |
| WZ358 | 9 | 65 | 30 | 2.7 |
| WZ359 | 13 | 100 | 48 | 3.0 |
| WZ360 | 12 | 83 | 39 | 2.1 |
| WZ361 | 13 | 28 | 44 | 3.7 |
| WZ362 | 13 | 77 | 39 | 2.8 |
| WZ363 | 11 | 72 | 55 | 2.5 |
| WZ364 | 6 | 53 | 28 | 3.5 |
| WZ365 | 11 | 79 | 25 | 1.8 |
| WZ366 | 8 | 73 | 20 | 2.4 |
| WZ367 | 8 | 56 | 18 | 2.6 |
| WZ368 | 13 | 86 | 26 | 2.3 |
| WZ369 | 13 | 140 | 30 | 2.3 |
| WZ370 | 16 | 86 | 25 | 2.3 |
| WZ371 | 19 | 100 | 20 | 1.9 |
| WZ372 | 20 | 130 | 28 | 2.3 |
| WZ373 | 8 | 98 | 20 | 2.5 |
| WZ374 | 8 | 63 | 24 | 2.6 |
| WZ375 | 6 | 50 | 34 | 2.5 |
| WZ376 | 12 | 88 | 29 | 2.3 |
| WZ377 | 10 | 95 | 47 | 2.9 |
| WZ378 | 8 | 80 | 27 | 2.7 |
| WZ379 | 7 | 110 | 35 | 3.5 |
| WZ380 | 12 | 100 | 35 | 5.0 |
| WZ381 | 12 | 100 | 46 | 3.9 |
| WZ382 | 7 | 88 | 42 | 3.9 |
| WZ383 | 9 | 98 | 42 | 5.3 |
| WZ384 | 14 | 110 | 46 | 4.5 |
| WZ385 | 20 | 130 | 53 | 2.6 |
| WZ386 | 12 | 110 | 64 | 3.7 |
| WZ387 | 10 | 120 | 30 | 3.8 |
| WZ388 | 9 | 78 | 25 | 3.4 |
| WZ389 | 9 | 72 | 29 | 2.6 |
| WZ390 | 8 | 130 | 23 | 3.2 |
| WZ391 | 10 | 150 | 37 | 3.0 |
| WZ392 | 10 | 110 | 44 | 3.0 |
| WZ393 | 8 | 58 | 31 | 0.2 |
| WZ394 | 10 | 80 | 25 | 2.7 |
| WZ395 | 8 | 85 | 19 | 2.8 |
| WZ396 | 14 | 100 | 25 | 2.6 |
| WZ397 | 19 | 130 | 34 | 2.1 |
| WZ398 | 18 | 93 | 31 | 2.2 |
| WZ399 | 12 | 100 | 28 | 2.4 |
| WZ400 | 14 | 110 | 19 | 2.7 |

| SAMPLE | CU PPM | ZN PPM | PB PPM | U PPM |
|---|---|---|---|---|
| W1715 | 9 | 85 | 28 | 2.2 |
| W1716 | 8 | 78 | 30 | 2.3 |
| W1717 | 14 | 110 | 42 | 2.5 |
| W1718 | 8 | 92 | 30 | 2.7 |
| W1719 | 17 | 160 | 41 | 2.5 |
| W1720 | 8 | 95 | 33 | 3.3 |
| W1721 | 17 | 140 | 50 | 2.9 |
| W1722 | 19 | 170 | 65 | 4.1 |
| W1723 | 18 | 170 | 77 | 2.7 |
| W1724 | 24 | 250 | 76 | 2.8 |
| W1725 | 12 | 170 | 65 | 2.9 |
| W1726 | 15 | 85 | 47 | 2.5 |
| W1727 | 9 | 82 | 43 | 2.8 |
| W1728 | 10 | 100 | 40 | 2.5 |
| W1729 | 12 | 130 | 35 | 2.7 |
| W1730 | 23 | 160 | 42 | 1.6 |
| W1731 | 12 | 110 | 47 | 2.9 |
| W1732 | 15 | 170 | 53 | 2.7 |
| W1733 | 13 | 140 | 39 | 2.5 |
| W1734 | 15 | 130 | 49 | 2.3 |
| W1735 | 11 | 110 | 40 | 2.9 |
| W1736 | 14 | 140 | 37 | 2.6 |
| W1737 | 13 | 110 | 35 | 2.1 |
| W1738 | 14 | 120 | 30 | 2.1 |
| W1739 | 12 | 110 | 28 | 2.0 |
| W1740 | 13 | 90 | 26 | 2.5 |
| W1741 | 13 | 120 | 32 | 2.3 |
| W1742 | 11 | 110 | 33 | 2.6 |
| W1743 | 10 | 100 | 25 | 2.4 |
| W1744 | 12 | 120 | 24 | 2.7 |
| W1745 | 13 | 130 | 40 | 2.8 |
| W1746 | 11 | 110 | 23 | 2.5 |
| W1747 | 12 | 110 | 35 | 2.8 |
| W1748 | 18 | 140 | 49 | 2.7 |
| W1749 | 9 | 80 | 42 | 2.7 |
| W1750 | 8 | 89 | 31 | 2.1 |
| W1751 | 18 | 150 | 66 | 2.7 |
| W1752 | 10 | 140 | 39 | 2.6 |
| W1753 | 28 | 360 | 54 | 3.0 |

| SAMPLE | CU PPM | ZN PPM | PB PPM | U PPM |
|---|---|---|---|---|
| W1754 | 12 | 200 | 35 | 2.5 |
| W1755 | 19 | 120 | 30 | 2.3 |
| W1756 | 25 | 140 | 46 | 2.0 |
| W1757 | 18 | 230 | 41 | 2.2 |
| W1758 | 44 | 190 | 56 | 1.5 |
| W1759 | 19 | 86 | 13 | 2.8 |
| W1760 | 12 | 120 | 19 | 3.0 |
| W1761 | 13 | 99 | 33 | 2.7 |
| W1762 | 17 | 210 | 65 | 2.6 |
| W1763 | 18 | 260 | 49 | 3.2 |
| W1764 | 10 | 170 | 44 | 3.2 |
| W1765 | 14 | 200 | 36 | 2.7 |
| W1766 | 15 | 270 | 39 | 3.4 |
| W1767 | 14 | 170 | 46 | 2.8 |
| W1768 | 12 | 180 | 50 | 3.3 |
| W1769 | 12 | 160 | 54 | 4.5 |
| W1770 | 9 | 190 | 32 | 3.6 |
| W1771 | 9 | 230 | 38 | 4.0 |
| W1772 | 7 | 170 | 34 | 2.5 |
| W1773 | 6 | 120 | 40 | 2.5 |
| W1774 | 10 | 220 | 90 | 5.9 |
| W1775 | 8 | 170 | 69 | 2.7 |
| W1776 | 7 | 64 | 48 | 1.9 |
| W1777 | 12 | 120 | 34 | 2.2 |
| W1778 | 11 | 110 | 35 | 2.1 |
| W1779 | 9 | 120 | 17 | 2.3 |
| W1780 | 10 | 160 | 45 | 2.2 |
| W1781 | 5 | 110 | 30 | 2.5 |
| W1782 | 12 | 210 | 65 | 2.7 |
| W1783 | 14 | 190 | 82 | 2.1 |
| W1784 | 16 | 240 | 86 | 3.6 |
| W1785 | 7 | 150 | 57 | 2.8 |
| W1786 | 11 | 220 | 70 | 2.3 |
| W1787 | 8 | 130 | 36 | 2.2 |
| W1831 | 15 | 110 | 54 | 1.9 |
| W1833 | 12 | 83 | 27 | 1.9 |
| W1834 | 11 | 86 | 36 | 2.3 |
| W1835 | 13 | 120 | 32 | 2.3 |
| W1836 | 18 | 92 | 56 | 2.0 |
| W1837 | 15 | 120 | 47 | 2.3 |
| W1838 | 32 | 170 | 53 | 3.0 |
| W1839 | 23 | 250 | 58 | 3.0 |
| W1840 | 14 | 170 | 39 | 2.5 |
| W1841 | 13 | 130 | 40 | 2.4 |
| W1842 | 17 | 200 | 56 | 3.1 |
| W1843 | 14 | 150 | 38 | 2.9 |
| W1844 | 18 | 180 | 85 | 3.1 |
| W1846 | 9 | 110 | 19 | 3.0 |
| W1847 | 12 | 190 | 54 | 3.0 |
| W1848 | 8 | 170 | 53 | 4.0 |
| W1849 | 4 | 34 | 13 | 4.2 |
| W1850 | 8 | 100 | 25 | 2.9 |
| W1851 | 18 | 580 | 180 | 4.9 |
| W1852 | 4 | 58 | 4 | 3.0 |
| W1853 | 5 | 44 | 22 | 6.5 |
| W1854 | 14 | 140 | 34 | 2.8 |

| SAMPLE | CU PPM | ZN PPM | PB PPM | U PPM |
|---|---|---|---|---|
| W1855 | 8 | 87 | 35 | 2.7 |
| W1856 | 4 | 25 | 27 | 3.2 |
| W1857 | 7 | 97 | 24 | 2.3 |
| W1858 | 13 | 170 | 70 | 2.4 |
| W1859 | 6 | 93 | 23 | 2.5 |
| W1860 | 11 | 94 | 58 | 4.9 |
| W1861 | 9 | 79 | 27 | 2.2 |
| W1862 | 12 | 130 | 28 | 2.5 |
| W1863 | 8 | 77 | 33 | 2.9 |
| W1864 | 5 | 42 | 19 | 2.3 |
| W1865 | 4 | 53 | 28 | 2.3 |
| W1866 | 8 | 70 | 26 | 2.9 |
| W1867 | 9 | 61 | 37 | 3.4 |
| W1868 | 12 | 67 | 22 | 2.1 |
| W1869 | 15 | 180 | 61 | 2.8 |
| W1870 | 16 | 130 | 27 | 2.0 |
| W1871 | 16 | 120 | 34 | 2.4 |
| W1872 | 8 | 120 | 46 | 3.4 |
| W1873 | 8 | 100 | 31 | 2.5 |
| W1874 | 24 | 140 | 87 | 2.2 |
| W1875 | 16 | 120 | 36 | 1.7 |
| W1876 | 12 | 110 | 32 | 2.2 |
| W1877 | 11 | 140 | 41 | 2.1 |
| W1878 | 15 | 140 | 43 | 2.1 |
| W1879 | 13 | 150 | 54 | 2.4 |
| W1880 | 25 | 270 | 72 | 2.3 |
| W1881 | 10 | 170 | 33 | 2.2 |
| W1882 | 13 | 210 | 60 | 3.2 |
| W1883 | 18 | 350 | 65 | 3.5 |
| W1884 | 22 | 120 | 28 | 2.7 |
| W1885 | 19 | 130 | 61 | 2.2 |
| W1886 | 16 | 150 | 50 | 2.5 |
| W1887 | 18 | 170 | 58 | 2.9 |
| W1888 | 12 | 150 | 42 | 2.5 |
| W1891 | 3 | 24 | 8 | 3.3 |
| W1892 | 5 | 34 | 32 | 2.8 |
| W1893 | 10 | 110 | 71 | 3.6 |
| W1894 | 18 | 95 | 8 | 3.7 |
| W1895 | 7 | 120 | 26 | 2.4 |
| W1896 | 10 | 76 | 45 | 2.6 |
| W1898 | 9 | 78 | 36 | 2.3 |
| W1899 | 11 | 84 | 28 | 2.4 |
| W1900 | 8 | 58 | 26 | 2.4 |
| W1901 | 6 | 44 | 19 | 2.1 |
| W1902 | 8 | 83 | 20 | 1.9 |
| W1903 | 6 | 75 | 18 | 2.0 |
| W1904 | 8 | 50 | 26 | 2.5 |
| W1905 | 9 | 75 | 18 | 2.4 |
| W1907 | 14 | 95 | 23 | 2.1 |
| W1908 | 7 | 93 | 16 | 2.2 |
| W1909 | 10 | 97 | 20 | 2.6 |
| W1910 | 15 | 48 | 54 | 3.5 |
| W1911 | 12 | 140 | 23 | 2.3 |
| W1912 | 11 | 120 | 33 | 2.8 |
| W1913 | 14 | 290 | 41 | 2.5 |
| W1914 | 16 | 160 | 44 | 2.7 |

| SAMPLE | CU PPM | ZN PPM | PB PPM | U PPM |
|---|---|---|---|---|
| W1915 | 12 | 190 | 29 | 2.2 |
| W1916 | 11 | 160 | 20 | 2.2 |
| W1960 | 10 | 190 | 90 | 2.9 |
| W1961 | 8 | 130 | 60 | 3.1 |
| W1962 | 7 | 140 | 42 | 2.6 |
| W1963 | 12 | 180 | 60 | 2.6 |
| W1964 | 15 | 160 | 41 | 2.9 |
| W1965 | 6 | 160 | 44 | 3.1 |
| W1966 | 15 | 130 | 63 | 2.4 |
| W1967 | 26 | 220 | 75 | 4.2 |
| W1968 | 25 | 150 | 42 | 3.7 |
| W1969 | 9 | 160 | 32 | 2.4 |
| W1970 | 16 | 160 | 42 | 3.0 |
| W1971 | 27 | 390 | 120 | 3.1 |
| W1972 | 15 | 190 | 42 | 1.3 |
| W1973 | 12 | 170 | 50 | 1.9 |
| W1974 | 31 | 94 | 22 | 1.7 |
| W1975 | 13 | 120 | 35 | 2.7 |
| W1976 | 6 | 40 | 19 | 3.6 |
| W1977 | 5 | 81 | 36 | 3.6 |
| W1978 | 9 | 100 | 38 | 3.4 |
| W1979 | 5 | 83 | 37 | 3.0 |
| W1980 | 16 | 150 | 39 | 2.8 |
| W1981 | 13 | 160 | 29 | 2.8 |
| W1982 | 16 | 160 | 57 | 2.6 |
| W1983 | 43 | 330 | 110 | 1.6 |
| W1984 | 19 | 140 | 34 | 2.0 |
| W1985 | 13 | 84 | 30 | 2.1 |
| W1986 | 12 | 120 | 27 | 2.5 |
| W1987 | 8 | 100 | 33 | 2.2 |
| W1988 | 7 | 97 | 23 | 2.3 |
| W1989 | 5 | 58 | 20 | 2.6 |
| W1990 | 6 | 86 | 25 | 2.5 |
| W1991 | 4 | 100 | 20 | 2.5 |
| W1992 | 7 | 110 | 22 | 2.4 |
| W1993 | 8 | 120 | 44 | 2.8 |
| W1994 | 5 | 130 | 27 | 2.2 |
| W1995 | 7 | 94 | 22 | 3.0 |
| W1997 | 5 | 120 | 23 | 3.3 |
| W1998 | 12 | 130 | 18 | 2.8 |
| W1999 | 3 | 89 | 22 | 2.5 |
| W3000 | 4 | 89 | 20 | 2.8 |
| W3001 | 6 | 160 | 39 | 3.0 |
| W2002 | 12 | 160 | 26 | 4.0 |
| W3046 | 32 | 310 | 88 | 3.2 |
| W3047 | 10 | 180 | 50 | 3.4 |
| W3048 | 8 | 150 | 31 | 3.1 |
| W3049 | 9 | 160 | 43 | 2.3 |
| W3050 | 12 | 140 | 56 | 2.8 |
| W3052 | 13 | 100 | 50 | 2.1 |
| W3053 | 6 | 140 | 79 | 3.9 |
| W3054 | 11 | 170 | 55 | 2.5 |
| W3055 | 12 | 240 | 49 | 2.6 |
| W2056 | 8 | 88 | 36 | 4.9 |
| W3057 | 15 | 110 | 32 | 2.2 |
| W3058 | 15 | 69 | 52 | 2.2 |

| SAMPLE | CU PPM | ZN PPM | PB PPM | U PPM |
|---|---|---|---|---|
| W3059 | 4 | 53 | 34 | 2.9 |
| W3060 | 8 | 110 | 48 | 2.6 |
| W3061 | 11 | 190 | 55 | 3.1 |
| W3062 | 4 | 85 | 21 | 2.7 |
| W3063 | 3 | 100 | 23 | 2.1 |
| W3064 | 7 | 100 | 34 | 2.8 |
| W3065 | 6 | 62 | 22 | 2.9 |
| W3066 | 7 | 58 | 34 | 2.6 |
| W3067 | 6 | 63 | 34 | 2.9 |
| W3068 | 5 | 32 | 23 | 3.2 |
| W3069 | 8 | 120 | 32 | 2.5 |
| W3070 | 4 | 65 | 41 | 5.1 |
| W3071 | 6 | 85 | 27 | 2.8 |
| W3072 | 9 | 130 | 22 | 2.3 |
| W3073 | 6 | 60 | 29 | 2.3 |
| W3074 | 6 | 110 | 17 | 2.4 |
| W3075 | 24 | 200 | 69 | 4.1 |
| W3076 | 18 | 130 | 40 | 2.4 |
| W3077 | 8 | 110 | 25 | 2.1 |
| W3078 | 7 | 66 | 34 | 1.9 |
| W3079 | 12 | 120 | 27 | 2.4 |
| W3080 | 14 | 140 | 39 | 2.4 |
| W3081 | 8 | 150 | 25 | 2.4 |
| W3082 | 11 | 60 | 54 | 2.5 |
| W3083 | 6 | 38 | 23 | 2.4 |

NSS - NOT SUFFICIENT SAMPLE

| SAMPLE | CU PPM | ZN PPM | PB PPM | U PPM |
|---|---|---|---|---|
| M1917 | 9 | 33 | 22 | 2.7 |
| M1918 | 14 | 120 | 29 | 3.1 |
| M1919 | 8 | 93 | 19 | 2.9 |
| M1920 | 8 | 85 | 17 | 2.9 |
| M1921 | 8 | 100 | 22 | 2.3 |
| M1923 | 13 | 97 | 18 | 2.7 |
| M1924 | 74 | 700 | 150 | 6.0 |
| M1925 | 7 | 83 | 24 | 3.0 |
| M1926 | 11 | 110 | 32 | 2.7 |
| M1927 | 7 | 130 | 29 | 3.3 |
| M1928 | 16 | 240 | 39 | 3.0 |
| M1929 | 11 | 190 | 35 | 2.7 |
| M1930 | 4 | 55 | 24 | 2.3 |
| M1931 | 9 | 97 | 32 | 2.2 |
| M1932 | 6 | 81 | 28 | 3.1 |
| M1933 | 12 | 88 | 42 | 3.0 |
| M1934 | 8 | 48 | 50 | 2.7 |
| M1935 | 12 | 60 | 37 | 2.3 |
| M1936 | 8 | 48 | 35 | 2.8 |
| M1937 | 4 | 35 | 47 | 3.8 |
| M1939 | 7 | 68 | 35 | 2.8 |
| M1940 | 7 | 44 | 80 | 2.4 |
| M1941 | 6 | 66 | 48 | 3.1 |
| M1942 | 5 | 110 | 51 | 3.2 |
| M1943 | 7 | 110 | 88 | 4.4 |
| M1944 | 9 | 140 | 34 | 2.4 |
| M1945 | 2 | 32 | 10 | 3.5 |
| M1946 | 12 | 140 | 42 | 3.0 |
| M1947 | 11 | 180 | 47 | 3.4 |
| M1948 | 7 | 100 | 42 | 3.1 |

| SAMPLE | CU PPM | ZN PPM | PB PPM | U PPM |
|---|---|---|---|---|
| W1949 | 18 | 130 | 46 | 2.9 |
| W1951 | 8 | 130 | 38 | 2.7 |
| W1952 | 7 | 160 | 71 | 2.8 |
| W1953 | 18 | 330 | 110 | 3.4 |
| W1954 | 14 | 270 | 69 | 2.9 |
| W1955 | 12 | 200 | 93 | 3.1 |
| W1956 | 10 | 150 | 36 | 2.7 |
| W1957 | 8 | 100 | 45 | 3.1 |
| W1958 | 18 | 160 | 60 | 2.4 |
| W1959 | 5 | 45 | 23 | 2.9 |
| W3003 | 8 | 140 | 17 | 2.5 |
| W3004 | 7 | 150 | 13 | 2.4 |
| W3006 | 7 | 100 | 24 | 2.9 |
| W3007 | 5 | 130 | 13 | 2.4 |
| W3008 | 15 | 230 | 47 | 3.3 |
| W3009 | 12 | 130 | 33 | 2.1 |
| W3010 | 10 | 100 | 19 | 2.7 |
| W3011 | 8 | 100 | 34 | 3.5 |
| W3012 | 14 | 120 | 30 | 2.5 |
| W3013 | 8 | 96 | 22 | 2.8 |
| W3014 | 12 | 130 | 70 | 2.6 |
| W3015 | 11 | 90 | 35 | 2.1 |
| W3016 | 11 | 160 | 55 | 2.6 |
| W3017 | 17 | 190 | 60 | 2.2 |
| W3019 | 13 | 140 | 36 | 2.3 |
| W3020A | 11 | 130 | 38 | 2.7 |
| W3020B | 9 | 120 | 43 | 2.3 |
| W3021 | 7 | 59 | 37 | 2.9 |
| W3022 | 3 | 25 | 21 | 3.2 |
| W3023 | 6 | 61 | 31 | 2.9 |
| W3024 | 6 | 43 | 37 | 3.1 |
| W3025 | 8 | 85 | 40 | 3.0 |
| W3026 | 5 | 82 | 35 | 3.3 |
| W3027 | 8 | 42 | 29 | 6.4 |
| W3028 | 5 | 67 | 37 | 3.4 |
| W3029 | 5 | 75 | 34 | 2.6 |
| W3030 | 14 | 61 | 34 | 1.8 |
| W3031 | 23 | 150 | 80 | 1.4 |
| W3032 | 19 | 220 | 77 | 1.8 |
| W3035 | 10 | 180 | 58 | 2.7 |
| W3036 | 10 | 120 | 53 | 3.0 |
| W3037 | 12 | 190 | 50 | 2.5 |
| W3038 | 8 | 200 | 36 | 3.2 |
| W3039 | 16 | 210 | 58 | 3.4 |
| W3040 | 22 | 240 | 65 | 5.2 |
| W3041 | 10 | 120 | 46 | 3.0 |
| W3042 | 9 | 130 | 54 | 3.1 |
| W3043 | 13 | 200 | 66 | 3.1 |
| W3044 | 11 | 180 | 72 | 3.0 |
| W3045 | 11 | 170 | 63 | 2.9 |
| W3089 | 18 | 140 | 27 | 1.2 |
| W3090 | 28 | 290 | 67 | 3.6 |
| W3091 | 7 | 82 | 20 | 2.3 |
| W3092 | 8 | 75 | 15 | 3.1 |
| W3093 | 12 | 75 | 20 | 2.0 |
| W3094 | 4 | 120 | 6 | 1.8 |

| SAMPLE | CU PPM | ZN PPM | PB PPM | U PPM |
|---|---|---|---|---|
| W3098 | 2 | 76 | 29 | 2.8 |
| W3099 | 8 | 230 | 29 | 2.4 |
| W3100 | 11 | 180 | 54 | 4.2 |
| W3101 | 14 | 200 | 43 | 2.0 |
| W3102 | 10 | 110 | 45 | 2.5 |
| W3103 | 7 | 78 | 24 | 2.9 |
| W3104 | 12 | 150 | 30 | 2.6 |
| W3105 | 8 | 120 | 31 | 3.3 |
| W3106 | 10 | 200 | 69 | 1.7 |
| W3107 | 8 | 140 | 34 | 2.7 |
| W3108 | 7 | 110 | 51 | 2.9 |
| W3109 | 11 | 120 | 36 | 2.5 |
| W3110 | 6 | 60 | 31 | 2.8 |
| W3111 | 6 | 110 | 39 | 2.4 |
| W3112 | 15 | 160 | 45 | 2.5 |
| W3113 | 10 | 110 | 31 | 2.5 |
| W3114 | 11 | 82 | 28 | 2.2 |
| W3115 | 5 | 46 | 26 | 4.3 |
| W3116 | 13 | 120 | 33 | 2.0 |
| W3117 | 5 | 62 | 23 | 2.3 |
| W3118 | 18 | 100 | 44 | 2.0 |
| W3119 | 8 | 87 | 30 | 3.1 |
| W3120 | 8 | 45 | 27 | 3.0 |
| W3121 | 14 | 130 | 70 | 9.9 |
| W3122 | 12 | 75 | 49 | 10.9 |
| W3123 | 8 | 58 | 33 | 2.8 |
| W3124 | 8 | 68 | 32 | 2.7 |
| W3125 | 7 | 80 | 30 | 2.2 |
| W3127 | 8 | 94 | 64 | 2.5 |
| W3128 | 7 | 96 | 53 | 4.8 |
| W3129 | 16 | 140 | 70 | 3.8 |
| W3130 | 5 | 130 | 43 | 3.4 |
| W3131 | 8 | 380 | 53 | 3.6 |
| W3132 | 9 | 120 | 57 | 2.8 |
| W3133 | 11 | 150 | 60 | 3.5 |
| W3134 | 7 | 110 | 46 | 4.0 |
| W3135 | 6 | 85 | 37 | 5.4 |
| W3136 | 7 | 70 | 27 | 0.2 |
| W3137 | 5 | 43 | 24 | 2.5 |
| W3138 | 11 | 63 | 32 | 3.3 |
| W3139 | 13 | 54 | 33 | 2.8 |
| W3140 | 12 | 59 | 31 | 3.2 |
| W3141 | 11 | 81 | 28 | 3.1 |
| W3142 | 11 | 74 | 79 | 4.9 |
| W3143 | 15 | 110 | 42 | 2.8 |
| W3144 | 6 | 95 | 23 | 2.3 |
| W3145 | 9 | 100 | 33 | 3.1 |
| W3146 | 5 | 37 | 23 | 2.7 |
| W3147 | 13 | 100 | 28 | 2.6 |
| W3148 | 24 | 77 | 26 | 2.3 |
| W3149 | 7 | 50 | 22 | 2.2 |
| W3150 | 8 | 70 | 26 | 2.5 |
| W3151 | 12 | 130 | 36 | 2.4 |
| W3152 | 8 | 130 | 23 | 3.3 |
| W3153 | 8 | 180 | 27 | 2.5 |
| W3154 | 7 | 82 | 22 | 2.4 |

| SAMPLE | CU PPM | ZN PPM | PB PPM | U PPM |
|---|---|---|---|---|
| W3155 | 16 | 130 | 40 | 2.4 |
| W3156 | 6 | 80 | 24 | 3.2 |
| W3157 | 9 | 76 | 22 | 2.4 |
| W3158 | 19 | 130 | 36 | 3.0 |
| W3159 | 13 | 140 | 15 | 2.5 |
| W3160 | 12 | 190 | 18 | 2.5 |
| W3161 | 5 | 75 | 9 | 2.4 |
| W3162 | 8 | 79 | 22 | 3.1 |
| W3163 | 8 | 58 | 58 | 1.2 |
| W3164 | 5 | 57 | 22 | 2.5 |
| W3165 | 4 | 24 | 22 | 2.8 |
| W3166 | 7 | 52 | 59 | 2.6 |
| W3167 | 8 | 42 | 63 | 2.3 |
| W3168 | 10 | 57 | 58 | 2.6 |
| W3169 | 8 | 57 | 23 | 2.9 |
| W3170 | 6 | 32 | 19 | 3.2 |
| W3171 | 11 | 130 | 42 | 2.6 |
| W3172 | 16 | 230 | 16 | 1.6 |
| W3173 | 8 | 110 | 19 | 2.4 |
| W3174 | 10 | 96 | 32 | 3.1 |
| W3175 | 12 | 84 | 28 | 3.2 |
| W3176 | 10 | 77 | 30 | 2.9 |
| W3177 | 15 | 140 | 34 | 3.2 |
| W3178 | 10 | 110 | 28 | 2.8 |
| W3179 | 12 | 140 | 35 | 3.2 |
| W3180 | 10 | 85 | 50 | 2.9 |
| W3181 | 12 | 110 | 31 | 3.0 |
| W3182 | 12 | 150 | 23 | 3.7 |
| W3183 | 13 | 200 | 38 | 3.3 |
| W3184 | 17 | 130 | 30 | 2.0 |
| W3185 | 18 | 180 | 43 | 3.3 |
| W3186 | 12 | 120 | 34 | 2.2 |
| W3187 | 13 | 110 | 24 | 2.2 |
| W3188 | 10 | 94 | 17 | 2.3 |
| W3189 | 8 | 92 | 23 | 2.6 |
| W3190 | 8 | 88 | 20 | 2.5 |
| W3191 | 7 | 51 | 22 | 3.2 |
| W3192 | 6 | 77 | 22 | 2.2 |
| W3193 | 7 | 110 | 30 | 2.4 |
| W3194 | 8 | 90 | 53 | 2.8 |
| W3195 | 7 | 67 | 23 | 2.4 |
| W3196 | 3 | 17 | 36 | 3.8 |
| W3197 | 6 | 41 | 51 | 2.6 |
| W3198 | 8 | 75 | 71 | 2.6 |
| W3199 | 9 | 56 | 56 | 3.4 |
| W3200 | 7 | 45 | 37 | 2.6 |
| W3201 | 5 | 38 | 43 | 3.1 |
| W3202 | 15 | 110 | 28 | 2.6 |
| W3203 | 9 | 120 | 37 | 3.2 |
| W3204 | 13 | 210 | 51 | 2.4 |
| W3205 | 11 | 170 | 27 | 2.7 |
| W3206 | 12 | 170 | 12 | 2.3 |
| W3207 | 15 | 90 | 48 | 3.6 |
| W3208 | 12 | 190 | 58 | 2.9 |
| W3209 | 14 | 280 | 50 | 4.1 |
| W3210 | 12 | 210 | 45 | 2.9 |

| SAMPLE | CU PPM | ZN PPM | PB PPM | U PPM |
|---|---|---|---|---|
| W3211 | 18 | 250 | 53 | 3.0 |
| W3212 | 8 | 110 | 18 | 4.1 |
| W3213 | 8 | 88 | 19 | 2.6 |
| W3214 | 10 | 80 | 44 | 2.6 |
| W3215 | 5 | 65 | 53 | 3.0 |
| W3216 | 6 | 45 | 35 | 2.8 |
| W3217 | 15 | 58 | 16 | 2.8 |
| W3218 | 4 | 16 | 14 | 2.9 |
| W3219 | 9 | 45 | 12 | 3.5 |
| W3220 | 7 | 40 | 18 | 2.4 |
| W3221 | 8 | 50 | 23 | 2.2 |
| W3222 | 5 | 18 | 13 | 2.4 |
| W3223 | 12 | 95 | 43 | 2.3 |
| W3224 | 8 | 90 | 34 | 2.7 |
| W3225 | 10 | 120 | 24 | 2.0 |
| W3226 | 13 | 170 | 38 | 2.1 |
| W3227 | 8 | 83 | 18 | 2.2 |
| W3228 | 7 | 52 | 21 | 2.8 |
| W3229 | 8 | 72 | 26 | 2.5 |
| W3230 | 6 | 68 | 35 | 0.3 |
| W3231 | 6 | 80 | 25 | 0.2 |
| W3232 | 10 | 120 | 33 | 2.6 |
| W3233 | 12 | 120 | 43 | 2.6 |
| W3234 | 5 | 54 | 25 | 2.4 |
| W3235 | 8 | 160 | 59 | 2.3 |
| W3236 | 8 | 60 | 34 | 2.3 |
| W3237 | 9 | 90 | 24 | 2.9 |
| W3238 | 7 | 62 | 31 | 3.1 |
| W3239 | 11 | 110 | 29 | 2.8 |
| W3240 | 5 | 53 | 15 | 2.7 |
| W3241 | 8 | 120 | 37 | 2.2 |
| W3242 | 22 | 380 | 130 | 2.7 |
| W3243 | 6 | 62 | 25 | 1.9 |
| W3244 | 8 | 82 | 38 | 2.7 |
| W3245 | 12 | 100 | 57 | 2.6 |
| W3246 | 14 | 160 | 56 | 3.0 |
| W3247 | 7 | 90 | 32 | 2.9 |
| W3248 | 8 | 65 | 33 | 1.5 |
| W3249 | 7 | 55 | 35 | 3.5 |
| W3250 | 8 | 33 | 26 | 3.2 |
| W3251 | 12 | 50 | 34 | 2.7 |
| W3252 | 12 | 72 | 34 | 2.5 |
| W3253 | 8 | 56 | 37 | 2.9 |
| W3254 | 12 | 95 | 36 | 2.5 |
| W3255 | 12 | 80 | 23 | 1.9 |

NSS - NOT SUFFICIENT SAMPLE

| SAMPLE | CU PPM | ZN PPM | PB PPM | U PPM |
|---|---|---|---|---|
| W3256 | 11 | 110 | 34 | 2.9 |
| W3257 | 11 | 150 | 31 | 2.8 |
| W3258 | 17 | 150 | 48 | 2.7 |
| W3259 | 7 | 64 | 35 | 3.1 |
| W3260 | 18 | 190 | 48 | 2.3 |
| W3261 | 12 | 110 | 39 | 3.1 |
| W3262 | 18 | 120 | 27 | 1.9 |
| W3263 | 6 | 65 | 27 | 3.3 |
| W3264 | 6 | 79 | 40 | 5.8 |
| W3265 | 7 | 66 | 55 | 4.1 |
| W3266 | 5 | 82 | 62 | 4.5 |
| W3267 | 11 | 67 | 32 | 2.6 |
| W3268 | 11 | 87 | 24 | 3.2 |
| W3269 | 7 | 54 | 27 | 2.9 |
| W3270 | 7 | 79 | 23 | 3.0 |
| W3271 | 10 | 100 | 42 | 3.3 |
| W3272 | 5 | 77 | 26 | 3.5 |
| W3273 | 9 | 130 | 16 | 2.9 |
| W3274 | 9 | 110 | 23 | 3.7 |
| W3275 | 12 | 88 | 18 | 3.0 |
| W3276 | 8 | 120 | 24 | 2.5 |
| W3277 | 6 | 55 | 16 | 2.5 |
| W3278 | 8 | 93 | 17 | 2.4 |
| W3279 | 10 | 58 | 18 | 2.0 |
| W3280 | 5 | 37 | 18 | 4.8 |
| W3281 | 8 | 64 | 15 | 1.9 |
| W3282 | 5 | 54 | 24 | 2.5 |
| W3283 | 8 | 70 | 30 | 2.1 |
| W3284 | 7 | 93 | 40 | 3.2 |
| W3285 | 6 | 73 | 28 | 2.3 |
| W3286 | 5 | 42 | 41 | 2.2 |
| W3287 | 7 | 86 | 46 | 2.4 |
| W3288 | 14 | 82 | 30 | 2.3 |
| W3289 | 14 | 240 | 34 | 2.9 |
| W3290 | 12 | 160 | 34 | 3.1 |
| W3291 | 12 | 190 | 62 | 2.8 |
| W3292 | 13 | 78 | 33 | 2.1 |
| W3293 | 12 | 81 | 42 | 2.2 |
| W3294 | 8 | 150 | 40 | 3.1 |
| W3295 | 18 | 230 | 41 | 3.5 |
| W3296 | 20 | 120 | 31 | 1.4 |
| W3297 | 8 | 73 | 20 | 4.1 |
| W3298 | 13 | 100 | 25 | 2.9 |
| W3299 | 8 | 69 | 24 | 2.9 |
| W3300 | 8 | 47 | 26 | 2.4 |
| W3301 | 19 | 58 | 54 | 1.6 |
| W3302 | 8 | 82 | 17 | 2.4 |
| W3303 | 12 | 89 | 26 | 3.0 |
| W3304 | 11 | 91 | 25 | 2.3 |
| W3305 | 24 | 58 | 26 | 1.8 |
| W3306 | 12 | 120 | 44 | 2.6 |
| W3307 | 10 | 48 | 31 | 2.3 |
| W3308 | 14 | 100 | 27 | 2.5 |
| W3309 | 7 | 100 | 28 | 4.8 |
| W3310 | 7 | 47 | 28 | 2.5 |

| SAMPLE | CU PPM | ZN PPM | PB PPM | U PPM |
|---|---|---|---|---|
| W3311 | 4 | 30 | 19 | 2.7 |
| W3312 | 8 | 41 | 29 | 2.2 |
| W3313 | 6 | 32 | 29 | 2.6 |
| W3314 | 5 | 41 | 8 | 0.2 |
| W3315 | 11 | 83 | 13 | 0.2 |
| W3316 | 9 | 73 | 23 | 2.3 |
| W3317 | 8 | 54 | 18 | 2.1 |
| W3318 | 10 | 90 | 22 | 2.8 |
| W3319 | 9 | 65 | 39 | 2.9 |
| W3320 | 9 | 56 | 20 | 2.4 |
| W3321 | 12 | 52 | 28 | 3.2 |
| W3322 | 4 | 42 | 10 | 1.6 |
| W3323 | 8 | 83 | 32 | 6.5 |
| W3324 | 11 | 100 | 30 | 2.8 |
| W3325 | 7 | 59 | 28 | 2.8 |
| W3326 | 10 | 110 | 20 | 3.0 |
| W3327 | 8 | 130 | 35 | 3.1 |
| W3328 | 8 | 90 | 24 | 2.9 |
| W3329 | 15 | 160 | 37 | 2.8 |
| W3330 | 12 | 110 | 35 | 2.5 |
| W3331 | 5 | 47 | 27 | 3.4 |
| W3332 | 12 | 120 | 35 | 2.4 |
| W3333 | 14 | 170 | 52 | 3.7 |
| W3334 | 6 | 62 | 32 | 3.9 |
| W3335 | 16 | 160 | 49 | 3.3 |
| W3336 | 11 | 120 | 43 | 4.5 |
| W3337 | 8 | 97 | 38 | 3.4 |
| W3338 | 9 | 76 | 35 | 2.5 |
| W3339 | 10 | 74 | 40 | 2.0 |
| W3340 | 5 | 72 | 29 | 3.7 |
| W3341 | 13 | 92 | 37 | 2.5 |
| W3342 | 13 | 87 | 35 | 2.7 |
| W3343 | 13 | 120 | 38 | 2.8 |
| W3344 | 8 | 64 | 36 | 3.2 |
| W3345 | 9 | 110 | 58 | 4.1 |
| W3346 | 8 | 85 | 29 | 3.2 |
| W3347 | 7 | 88 | 24 | 2.6 |
| W3348 | 8 | 130 | 46 | 3.7 |
| W3349 | 8 | 75 | 20 | 2.6 |
| W3350 | 5 | 70 | 16 | 2.6 |
| W3351 | 10 | 64 | 22 | 2.3 |
| W3352 | 8 | 73 | 20 | 2.1 |
| W3353 | 9 | 44 | 25 | 2.4 |
| W3354 | 7 | 66 | 22 | 2.6 |
| W3355 | 18 | 110 | 61 | 2.6 |
| W3356 | 9 | 150 | 22 | 2.5 |
| W3357 | 5 | 73 | 20 | 2.1 |
| W3358 | 9 | 110 | 24 | 2.4 |
| W3359 | 9 | 110 | 26 | 2.0 |
| W3360 | 6 | 62 | 17 | 2.2 |
| W3361 | 5 | 40 | 20 | 1.9 |
| W3362 | 8 | 92 | 27 | 2.2 |
| W3363 | 7 | 51 | 21 | 2.3 |
| W3364 | 5 | 39 | 31 | 2.3 |
| W3365 | 7 | 69 | 20 | 2.3 |
| W3366 | 9 | 78 | 23 | 2.6 |

| SAMPLE | CU PPM | ZN PPM | PB PPM | U PPM |
|---|---|---|---|---|
| W3367 | 14 | 190 | 27 | 2.0 |
| W3368 | 8 | 87 | 20 | 2.7 |
| W3369 | 8 | 90 | 20 | 2.3 |
| W3370 | 4 | 68 | 15 | 2.4 |
| W3371 | 6 | 48 | 19 | 2.6 |
| W3372 | 11 | 47 | 11 | 2.6 |
| W3373 | 7 | 64 | 30 | 2.6 |
| W3374 | 9 | 65 | 20 | 2.5 |
| W3375 | 13 | 100 | 27 | 2.4 |
| W3376 | 7 | 91 | 17 | 2.4 |
| W3377 | 7 | 81 | 42 | 3.4 |
| W3378 | 8 | 56 | 84 | 4.1 |
| W3379 | 7 | 65 | 55 | 3.3 |
| W3380 | 8 | 62 | 24 | 3.1 |
| W3381 | 8 | 65 | 22 | 2.6 |
| W3382 | 17 | 130 | 32 | 1.6 |
| W3383 | 14 | 96 | 21 | 2.2 |
| W3384 | 8 | 65 | 15 | 2.3 |
| W3385 | 8 | 100 | 21 | 2.2 |
| W3386 | 12 | 70 | 16 | 1.8 |
| W3387 | 12 | 61 | 10 | 2.0 |
| W3388 | 11 | 110 | 20 | 2.4 |
| W3389 | 8 | 95 | 30 | 2.2 |
| W3390 | 8 | 72 | 40 | 2.3 |
| W3391 | 8 | 86 | 31 | 2.3 |
| W3392 | 6 | 85 | 34 | 2.4 |
| W3393 | 11 | 92 | 40 | 2.1 |
| W3394 | 9 | 190 | 37 | 2.6 |
| W3395 | 5 | 120 | 19 | 2.4 |
| W3396 | 6 | 48 | 24 | 3.4 |
| W3397 | 15 | 56 | 13 | 2.8 |
| W3398 | 9 | 130 | 19 | 2.6 |
| W3399 | 8 | 84 | 20 | 2.8 |
| W3400 | 6 | 86 | 21 | 2.4 |
| W3401 | 7 | 53 | 31 | 2.8 |
| W3402 | 8 | 100 | 22 | 2.3 |
| W3403 | 5 | 24 | 18 | 3.5 |
| W3404 | 8 | 67 | 36 | 4.7 |
| W3405 | 6 | 34 | 37 | 3.3 |
| W3406 | 7 | 73 | 50 | 10.1 |
| W3407 | 6 | 58 | 29 | 3.0 |
| W3408 | 6 | 74 | 20 | 2.6 |
| W3409 | 6 | 45 | 23 | 2.5 |
| W3410 | 8 | 92 | 26 | 2.3 |
| W3411 | 8 | 94 | 34 | 2.6 |
| W3412 | 9 | 64 | 27 | 2.7 |
| W3414 | 8 | 51 | 31 | 2.0 |
| W3415 | 6 | 44 | 32 | 2.6 |
| W3416 | 10 | 54 | 31 | 2.8 |
| W3417A | 8 | 61 | 19 | 2.4 |
| W3417B | 15 | 100 | 22 | 2.9 |
| W3418 | 8 | 67 | 24 | 2.5 |
| W3419 | 8 | 59 | 28 | 2.3 |
| W3420 | 8 | 39 | 60 | 2.2 |
| W3421 | 4 | 32 | 30 | 2.7 |
| W3422 | 7 | 42 | 32 | 2.4 |

| SAMPLE | CU PPM | ZN PPM | PB PPM | U PPM |
|---|---|---|---|---|
| W3423 | 3 | 34 | 23 | 3.1 |
| W3424 | 7 | 54 | 47 | 3.1 |
| W3425 | 9 | 53 | 25 | 2.7 |
| W3426 | 8 | 84 | 24 | 2.9 |
| W3427 | 8 | 160 | 30 | 3.1 |
| W3428 | 4 | 47 | 20 | 2.7 |
| W3429 | 6 | 54 | 26 | 2.7 |
| W3430 | 9 | 170 | 40 | 2.7 |
| W3431 | 13 | 90 | 24 | 2.3 |
| W3432 | 12 | 92 | 22 | 2.6 |
| W3433 | 12 | 47 | 11 | 2.6 |
| W3434 | 5 | 67 | 17 | 2.7 |
| W3435 | 10 | 110 | 30 | 2.2 |
| W3436 | 8 | 120 | 28 | 2.7 |
| W3437 | 18 | 200 | 23 | 2.4 |
| W3438 | 7 | 180 | 29 | 2.1 |
| W3439 | 4 | 91 | 15 | 2.3 |
| W3440 | 9 | 89 | 30 | 2.9 |
| W3441 | 7 | 170 | 32 | 2.4 |
| W3442 | 11 | 270 | 40 | 2.4 |
| W3443 | 7 | 110 | 29 | 2.7 |
| W3444 | 6 | 80 | 19 | 2.3 |
| W3445 | 12 | 160 | 23 | 2.3 |
| W3446 | 14 | 180 | 14 | 2.6 |
| W3447 | 16 | 150 | 23 | 2.1 |
| W3448 | 7 | 87 | 16 | 2.3 |
| W3449 | 5 | 78 | 19 | 2.5 |
| W3450 | 5 | 76 | 17 | 2.7 |
| W3451 | 5 | 78 | 18 | 2.5 |
| W3452 | 3 | 49 | 11 | 2.3 |
| W3453 | 6 | 70 | 15 | 2.1 |
| W3454 | 4 | 59 | 31 | 2.6 |
| W3455 | 15 | 280 | 120 | 4.6 |
| W3456 | 10 | 110 | 31 | 2.8 |
| W3457 | 17 | 570 | 78 | 5.1 |
| W3458 | 11 | 140 | 29 | 2.7 |
| W3459 | 8 | 75 | 15 | 2.1 |
| W3460 | 11 | 150 | 24 | 2.5 |
| W3461 | 27 | 610 | 63 | 3.4 |
| W3462 | 13 | 160 | 56 | 2.8 |
| W3463 | 13 | 220 | 26 | 2.5 |
| W3464 | 8 | 110 | 30 | 2.9 |
| W3465 | 14 | 73 | 33 | 1.9 |
| W3466 | 4 | 66 | 23 | 2.8 |
| W3467 | 3 | 39 | 17 | 2.3 |
| W3468 | 5 | 56 | 23 | 2.3 |
| W3469 | 6 | 53 | 19 | 2.6 |
| W3470 | 6 | 79 | 20 | 2.6 |
| W3471 | 7 | 59 | 23 | 2.1 |
| W3472 | 4 | 53 | 18 | 2.4 |
| W3473 | 9 | 79 | 52 | 2.9 |
| W3474 | 9 | 76 | 33 | 3.8 |
| W3475 | 12 | 77 | 22 | 2.9 |
| W3476 | 12 | 210 | 23 | 2.3 |
| W3477 | 6 | 140 | 30 | 2.3 |
| W3478 | 9 | 170 | 44 | 2.4 |

| SAMPLE | CU PPM | ZN PPM | PB PPM | U PPM |
|---|---|---|---|---|
| M3479 | 11 | 93 | 49 | 2.9 |
| M3480 | 6 | 56 | 20 | 2.3 |
| M3481 | 4 | 52 | 14 | 1.9 |
| M3482 | 8 | 77 | 13 | 2.1 |
| M3483 | 5 | 47 | 18 | 2.3 |
| M3484 | 7 | 70 | 18 | 2.2 |
| M3485 | 5 | 100 | 29 | 3.6 |
| M3486 | NSS | NSS | NSS | 4.8 |
| M3487 | 16 | 132 | 38 | 4.8 |
| M3488 | 5 | 48 | 27 | 2.6 |
| M3489 | 4 | 41 | 17 | 2.4 |
| M3490 | 11 | 58 | 27 | 2.5 |
| M3491 | 2 | 19 | 12 | 2.6 |
| M3492 | 4 | 29 | 22 | 2.5 |
| M3493 | 4 | 41 | 19 | 2.7 |
| M3494 | 5 | 54 | 23 | 3.2 |
| M3495 | 5 | 60 | 24 | 2.6 |
| M3496 | 4 | 30 | 22 | 2.2 |
| M3497 | 8 | 84 | 56 | 2.2 |
| M3498 | 6 | 75 | 77 | 3.3 |
| M3499 | 5 | 54 | 37 | 3.1 |
| M3500 | 6 | 85 | 66 | 5.0 |
| M3501 | 11 | 93 | 53 | 2.6 |
| M3502 | 4 | 32 | 26 | 3.3 |
| M3503 | 6 | 59 | 23 | 2.1 |
| M3504 | 4 | 42 | 18 | 3.2 |
| M3505 | 10 | 73 | 26 | 2.1 |
| M3506 | 7 | 48 | 18 | 2.2 |
| M3507 | 7 | 62 | 22 | 2.1 |
| M3508 | 5 | 31 | 25 | 2.9 |
| M3509 | 4 | 38 | 16 | 2.6 |
| M3510 | 6 | 63 | 19 | 2.2 |
| M3511 | 4 | 40 | 18 | 2.5 |
| M3512 | 12 | 63 | 20 | 2.2 |
| M3513 | 3 | 30 | 16 | 2.8 |
| M3514 | 7 | 78 | 27 | 2.4 |
| M3515 | 3 | 58 | 18 | 2.5 |
| M3516 | 5 | 100 | 24 | 2.6 |
| M3517 | 5 | 87 | 19 | 2.3 |
| M3518 | 6 | 63 | 24 | 2.4 |
| M3519 | 6 | 70 | 24 | 3.4 |
| M3520 | 14 | 110 | 34 | 2.0 |
| M3521 | 6 | 68 | 17 | 2.7 |
| M3522 | 12 | 74 | 20 | 2.7 |
| M3523 | 8 | 85 | 23 | 2.6 |
| M3524 | 12 | 63 | 28 | 2.0 |
| M3525 | 8 | 45 | 22 | 2.4 |
| M3526 | 5 | 37 | 19 | 2.9 |
| M3527 | 9 | 75 | 20 | 2.4 |
| M3528 | 7 | 53 | 23 | 2.5 |
| M3529 | 5 | 34 | 25 | 2.5 |
| M3530 | 6 | 65 | 21 | 2.8 |
| M3531 | 5 | 38 | 27 | 2.3 |
| M3532 | 4 | 34 | 24 | 2.9 |
| M3533 | 7 | 54 | 30 | 2.6 |
| M3534 | 7 | 56 | 31 | 2.7 |

| SAMPLE | CU PPM | ZN PPM | PB PPM | U PPM |
|---|---|---|---|---|
| M3535 | 3 | 23 | 22 | 3.4 |
| M3536 | 3 | 20 | 11 | 3.3 |
| M3537 | 6 | 30 | 11 | 2.4 |
| M3538 | 8 | 29 | 16 | 2.6 |
| M3539 | 14 | 88 | 17 | 2.4 |
| M3540 | 7 | 46 | 11 | 2.2 |
| M3541 | 8 | 66 | 15 | 2.1 |
| M3542 | 18 | 73 | 14 | 2.2 |
| M3543 | 12 | 76 | 10 | 2.2 |
| M3544 | 13 | 73 | 19 | 1.8 |
| M3545 | 15 | 73 | 13 | 2.0 |
| M3546 | 11 | 65 | 18 | 2.0 |
| M3547 | 17 | 77 | 22 | 1.7 |
| M3548 | 11 | 36 | 15 | 2.1 |
| M3549 | 4 | 32 | 10 | 2.4 |
| M3550 | 7 | 100 | 15 | 2.2 |
| M3551 | 10 | 73 | 15 | 2.1 |
| M3552 | 16 | 79 | 15 | 1.9 |
| M3553 | 9 | 53 | 15 | 2.1 |
| M3554 | 15 | 62 | 19 | 2.4 |
| M3555 | 4 | 14 | 20 | 2.2 |
| M3556 | 8 | 46 | 29 | 2.3 |
| M3557 | 10 | 11 | 14 | 2.6 |
| M3558 | 20 | 79 | 24 | 2.5 |
| M3559 | 10 | 46 | 22 | 2.5 |
| M3560 | 13 | 39 | 17 | 2.5 |
| M3561 | 18 | 71 | 22 | 1.9 |
| M3562 | 6 | 34 | 18 | 2.4 |
| M3563 | 8 | 45 | 25 | 2.4 |
| M3564 | 4 | 17 | 15 | 2.7 |
| M3565 | 7 | 37 | 15 | 2.4 |
| M3566 | 14 | 64 | 18 | 2.3 |
| M3567 | 6 | 50 | 16 | 2.1 |
| M3568 | 15 | 71 | 25 | 2.2 |
| M3569 | 11 | 57 | 28 | 2.4 |
| M3570 | 19 | 110 | 29 | 2.2 |
| M3571 | 14 | 59 | 23 | 2.0 |
| M3572 | 8 | 47 | 26 | 2.6 |
| M3573 | 7 | 55 | 43 | 2.5 |
| M3574 | 8 | 49 | 34 | 3.4 |
| M3575 | 14 | 64 | 95 | 2.5 |
| M3576 | 20 | 100 | 38 | 1.7 |
| M3577 | 12 | 82 | 79 | 3.8 |
| M3578 | 12 | 94 | 57 | 2.8 |
| M3579 | 12 | 93 | 32 | 2.8 |
| M3580 | 16 | 36 | 11 | 2.1 |
| M3581 | 19 | 38 | 12 | 1.8 |
| M3582 | 19 | 56 | 20 | 1.9 |
| M3583 | 8 | 39 | 10 | 2.0 |
| M3584 | 8 | 52 | 11 | 2.5 |
| M3585 | 24 | 50 | 8 | 1.6 |
| M3586 | 18 | 67 | 15 | 1.8 |
| M3587 | 11 | 84 | 17 | 2.0 |
| M3588 | 13 | 82 | 16 | 2.9 |
| M3589 | 4 | 22 | 17 | 2.4 |
| M3590 | 20 | 63 | 22 | 2.4 |

| SAMPLE | CU PPM | ZN PPM | PB PPM | U PPM |
|---|---|---|---|---|
| W3591 | 12 | 49 | 13 | 2.5 |
| W3592 | 11 | 45 | 18 | 2.1 |
| W3593 | 17 | 58 | 14 | 2.2 |
| W3594 | 15 | 44 | 11 | 2.1 |
| W3595 | 20 | 57 | 14 | 1.7 |
| W3596 | 7 | 23 | 20 | 3.0 |
| W3597 | 27 | 69 | 14 | 1.9 |
| W3598 | 9 | 19 | 24 | 2.5 |
| W3599 | 10 | 39 | 24 | 2.1 |
| W3600 | 18 | 54 | 17 | 2.0 |
| W3601 | 10 | 28 | 15 | 1.9 |
| W3602 | 2 | 15 | 15 | 2.7 |
| W3603 | 12 | 33 | 26 | 2.2 |
| W3604 | 7 | 11 | 18 | 2.2 |
| W3605 | 20 | 77 | 23 | 1.9 |
| W3606 | 11 | 76 | 17 | 2.0 |
| W3607 | 29 | 85 | 26 | 2.0 |
| W3608 | 12 | 44 | 18 | 2.3 |
| W3609 | 19 | 63 | 18 | 2.0 |
| W3610 | 17 | 65 | 20 | 2.4 |
| W3611 | 13 | 49 | 19 | 2.2 |
| W3612 | 8 | 56 | 19 | 2.2 |
| W3613 | 12 | 64 | 17 | 1.9 |
| W3614 | 15 | 70 | 26 | 1.8 |
| W3615 | 8 | 41 | 22 | 2.3 |
| W3616 | 12 | 66 | 22 | 1.9 |
| W3619 | 24 | 87 | 27 | 1.6 |
| W3620 | 7 | 55 | 18 | 2.3 |
| W3621 | 25 | 130 | 36 | 1.8 |
| W3622 | 17 | 150 | 72 | 2.2 |
| W3623 | 5 | 39 | 20 | 2.7 |
| W3624 | 15 | 96 | 38 | 1.8 |
| W3625 | 9 | 63 | 27 | 1.6 |
| W3626 | 15 | 77 | 22 | 2.2 |
| W3627 | 22 | 74 | 26 | 1.8 |
| W3628 | 11 | 64 | 21 | 1.8 |
| W3629 | 10 | 40 | 22 | 1.9 |
| W3630 | 8 | 46 | 15 | 2.3 |
| W3631 | 20 | 110 | 65 | 2.2 |
| W3632 | 18 | 84 | 43 | 2.8 |
| W3633 | 26 | 75 | 22 | 1.8 |
| W3634 | 16 | 71 | 37 | 3.8 |
| W3635 | 19 | 36 | 20 | 2.0 |
| W3636 | 30 | 72 | 24 | 2.1 |
| W3637 | 78 | 100 | 58 | 1.9 |
| W3638 | 47 | 68 | 26 | 1.8 |
| W3639 | 59 | 71 | 24 | 3.1 |
| W3640 | 5 | 51 | 26 | 1.8 |
| W3641 | 5 | 62 | 18 | 2.2 |
| W3642 | 18 | 34 | 25 | 1.7 |
| W3643 | 3 | 14 | 14 | 1.6 |
| W3644 | 6 | 29 | 29 | 1.9 |
| W3645 | 12 | 36 | 16 | 1.4 |
| W3647 | 3 | 18 | 18 | 2.3 |
| W3648 | 14 | 43 | 13 | 1.8 |
| W3649 | 15 | 41 | 13 | 1.8 |

| SAMPLE | CU PPM | ZN PPM | PB PPM | U PPM |
|---|---|---|---|---|
| W3650 | 11 | 35 | 24 | 1.4 |
| W3651 | 34 | 78 | 23 | 1.9 |
| W3652 | 11 | 60 | 19 | 1.9 |
| W3653 | 8 | 40 | 12 | 1.8 |
| W3654 | 16 | 60 | 18 | 2.0 |
| W3655 | 7 | 31 | 14 | 2.0 |
| W3656 | 12 | 44 | 28 | 2.0 |
| W3657 | 11 | 46 | 17 | 2.2 |
| W3658 | 12 | 51 | 17 | 2.1 |
| W3659 | 11 | 53 | 14 | 1.8 |
| W3660 | 11 | 50 | 19 | 2.2 |
| W3661 | 13 | 69 | 20 | 1.4 |
| W3662 | 13 | 59 | 12 | 2.3 |
| W3663 | 11 | 43 | 12 | 2.3 |
| W3664 | 23 | 78 | 22 | 2.2 |
| W3665 | 8 | 42 | 9 | 2.2 |
| W3666 | 5 | 30 | 21 | 1.7 |
| W3667 | 18 | 64 | 28 | 1.9 |
| W3668 | 33 | 93 | 36 | 2.9 |
| W3669 | 10 | 39 | 29 | 2.8 |
| W3670 | 40 | 63 | 32 | 2.1 |
| W3671 | 12 | 54 | 23 | 1.9 |
| W3672 | 63 | 130 | 36 | 1.9 |
| W3673 | 9 | 55 | 16 | 2.1 |
| W3674 | 15 | 52 | 30 | 2.4 |
| W3675 | 17 | 100 | 38 | 2.7 |
| W3676 | 12 | 54 | 30 | 2.1 |
| W3677 | 4 | 33 | 12 | 2.5 |
| W3678 | 29 | 83 | 39 | 2.0 |
| W3679 | 6 | 51 | 23 | 2.1 |
| W3680 | 8 | 61 | 18 | 2.1 |
| W3681 | 11 | 59 | 22 | 2.6 |
| W3682 | 14 | 92 | 35 | 2.3 |
| W3683 | 6 | 36 | 13 | 2.7 |
| W3684 | 18 | 78 | 37 | 1.6 |
| W3685 | 9 | 12 | 19 | 1.4 |
| W3686 | 12 | 24 | 20 | 1.4 |
| W3687 | 12 | 25 | 24 | 1.6 |
| W3688 | 8 | 34 | 22 | 1.6 |
| W3689 | 4 | 24 | 10 | 1.9 |
| W3690 | 14 | 35 | 20 | 1.7 |
| W3691 | 7 | 24 | 20 | 2.0 |
| W3692 | 9 | 25 | 19 | 1.6 |
| W3693 | 9 | 40 | 27 | 1.7 |
| W3694 | 5 | 15 | 43 | 2.0 |
| W3695 | 9 | 36 | 36 | 2.3 |
| W3696 | 9 | 43 | 30 | 1.7 |
| W3697 | 13 | 39 | 24 | 2.3 |
| W3698 | 12 | 34 | 23 | 1.8 |
| W3699 | 8 | 49 | 26 | 1.8 |
| W3700 | 17 | 60 | 27 | 1.9 |
| W3701 | 17 | 30 | 11 | 2.1 |
| W3702 | 14 | 54 | 11 | 2.1 |
| W3703 | 4 | 57 | 10 | 1.8 |
| W3704 | 7 | 45 | 20 | 2.3 |
| W3705 | 14 | 66 | 22 | 2.1 |

| SAMPLE | CU PPM | ZN PPM | PB PPM | U PPM |
|---|---|---|---|---|
| W3706 | 5 | 34 | 25 | 2.0 |
| W3707 | 17 | 67 | 29 | 2.4 |
| W3708 | 14 | 59 | 8 | 2.0 |
| W3709 | 15 | 58 | 14 | 1.6 |
| W3710 | 30 | 110 | 19 | 1.7 |
| W3711 | 25 | 83 | 20 | 2.7 |
| W3712 | 10 | 35 | 12 | 2.1 |
| W3713 | 4 | 28 | 15 | 2.3 |
| W3714 | 12 | 44 | 23 | 2.7 |
| W3715 | 9 | 46 | 14 | 2.1 |
| W3716 | 13 | 42 | 17 | 2.1 |
| W3717 | 13 | 43 | 20 | 2.0 |
| W3718 | 11 | 22 | 17 | 1.8 |
| W3719 | 11 | 31 | 25 | 1.8 |
| W3720 | 16 | 43 | 24 | 1.7 |
| W3721 | 13 | 58 | 16 | 2.0 |
| W3722 | 15 | 56 | 16 | 2.0 |
| W3723 | 10 | 37 | 17 | 2.0 |
| W3724 | 22 | 48 | 22 | 1.4 |
| W3725 | 17 | 36 | 22 | 1.5 |
| W3726 | 9 | 28 | 16 | 1.6 |
| W3727 | 11 | 32 | 13 | 1.7 |
| W3728 | 16 | 42 | 17 | 1.1 |
| W3729 | 10 | 50 | 24 | 1.8 |
| W3730 | 20 | 140 | 30 | 1.3 |
| W3731 | 16 | 130 | 78 | 2.4 |
| W3732 | 9 | 120 | 53 | 1.9 |
| W3733 | 12 | 68 | 14 | 1.6 |
| W3734 | 13 | 48 | 18 | 1.6 |
| W3735 | 32 | 110 | 23 | 1.0 |
| W3736 | 52 | 94 | 29 | 1.5 |
| W3737 | 18 | 84 | 28 | 1.2 |
| W3738 | 5 | 29 | 22 | 1.3 |
| W3739 | 18 | 55 | 21 | 1.4 |
| W3740 | 22 | 56 | 25 | 1.6 |
| W3741 | 33 | 49 | 35 | 0.9 |
| W3742 | 28 | 94 | 32 | 2.1 |
| W3743 | 12 | 30 | 23 | 2.2 |
| W3744 | 11 | 71 | 21 | 2.1 |
| W3745 | 12 | 56 | 20 | 2.6 |
| W3746 | 15 | 37 | 22 | 2.1 |
| W3747 | 21 | 84 | 28 | 1.5 |
| W3748 | 16 | 72 | 25 | 1.8 |
| W3749 | 8 | 65 | 22 | 1.9 |
| W3750 | 32 | 98 | 46 | 1.1 |
| W3751 | 7 | 58 | 28 | 2.3 |
| W3752 | 8 | 73 | 31 | 2.2 |
| W3753 | 6 | 72 | 29 | 1.8 |
| W3754 | 12 | 91 | 27 | 2.2 |
| W3755 | 9 | 77 | 29 | 2.8 |
| W3756 | 10 | 90 | 29 | 1.9 |
| W3757 | 12 | 63 | 47 | 2.0 |
| W3758 | 11 | 82 | 30 | 2.2 |
| W3759 | 12 | 72 | 31 | 1.9 |
| W3760 | 9 | 120 | 30 | 2.0 |
| W3761 | 12 | 93 | 35 | 2.2 |

| SAMPLE | CU PPM | ZN PPM | PB PPM | U PPM |
|---|---|---|---|---|
| W3762 | 7 | 75 | 33 | 2.0 |
| W3763 | 8 | 94 | 38 | 2.3 |
| W3764 | 11 | 110 | 35 | 2.0 |
| W3765 | 8 | 110 | 36 | 2.3 |
| W3766 | 18 | 100 | 51 | 4.5 |
| W3767 | 23 | 190 | 55 | 1.9 |
| W3768 | 13 | 79 | 38 | 1.9 |
| W3769 | 12 | 100 | 52 | 2.3 |
| W3770 | 8 | 110 | 30 | 2.5 |
| W3771 | NSS | NSS | NSS | 0.2 |
| W3772 | NSS | NSS | NSS | 0.2 |
| W3773 | 18 | 200 | 130 | 2.8 |
| W3774 | 12 | 91 | 95 | 2.8 |
| W3775 | 15 | 96 | 52 | 2.0 |
| W3776 | 8 | 100 | 25 | 2.4 |
| W3777 | 7 | 100 | 26 | 2.1 |
| W3778 | 6 | 98 | 37 | 2.2 |
| W3779 | 7 | 59 | 35 | 2.4 |
| W3780 | 13 | 130 | 44 | 1.6 |
| W3781 | 13 | 46 | 28 | 1.9 |
| W3782 | 10 | 86 | 24 | 1.9 |
| W3783 | 26 | 91 | 28 | 2.1 |
| W3784 | 18 | 83 | 26 | 1.6 |
| W3785 | 8 | 42 | 16 | 1.4 |
| W3786 | 12 | 55 | 22 | 1.9 |
| W3787 | 14 | 78 | 19 | 1.8 |
| W3788 | 16 | 98 | 17 | 1.7 |
| W3789 | 14 | 83 | 21 | 1.4 |
| W3790 | 16 | 78 | 21 | 2.1 |
| W3791 | 5 | 28 | 15 | 2.4 |
| W3792 | 15 | 110 | 12 | 1.9 |
| W3793 | 8 | 100 | 34 | 4.1 |
| W3794 | 5 | 76 | 12 | 2.6 |
| W3795 | 4 | 53 | 12 | 2.5 |
| W3796 | 6 | 92 | 15 | 3.0 |
| W3797 | 5 | 58 | 18 | 3.0 |
| W3798 | 6 | 63 | 20 | 2.5 |
| W3799 | 13 | 83 | 22 | 2.5 |
| W3800 | 8 | 77 | 30 | 2.8 |
| W3801 | 4 | 84 | 25 | 2.3 |
| W3802 | 6 | 73 | 24 | 2.9 |
| W3803 | 10 | 100 | 38 | 2.3 |
| W3805 | 12 | 94 | 28 | 2.1 |
| W3806 | 5 | 100 | 35 | 2.2 |
| W3807 | 12 | 160 | 47 | 2.4 |
| W3808 | 19 | 180 | 48 | 2.0 |
| W3809 | 20 | 150 | 72 | 2.6 |
| W3810 | 15 | 60 | 27 | 2.2 |
| W3812 | 7 | 130 | 54 | 2.9 |
| W3813 | 8 | 68 | 33 | 2.4 |
| W3814 | 16 | 140 | 48 | 2.4 |
| W3815 | 10 | 110 | 36 | 2.3 |
| W3816 | 13 | 120 | 66 | 3.3 |
| W3817 | 7 | 50 | 37 | 2.7 |
| W3818 | NSS | NSS | NSS | 2.3 |
| W3820A | 15 | 150 | 73 | 2.6 |

| SAMPLE | CU PPM | ZN PPM | PB PPM | U PPM |
|---|---|---|---|---|
| W3820 | 13 | 110 | 44 | 2.7 |
| W3821 | 24 | 270 | 130 | 5.2 |
| W3822 | 22 | 140 | 96 | 3.6 |
| W3823 | 12 | 69 | 48 | 2.4 |
| W3824 | 18 | 160 | 110 | 2.7 |
| W3825 | 4 | 51 | 35 | 3.4 |
| W3826 | 12 | 180 | 34 | 2.5 |
| W3827 | 12 | 160 | 69 | 3.3 |
| W3829 | 17 | 130 | 66 | 2.5 |
| W3830 | 13 | 60 | 49 | 2.2 |
| W3831 | 8 | 54 | 40 | 2.5 |
| W3832 | 69 | 200 | 120 | 15.1 |
| W3833 | 8 | 93 | 44 | 2.9 |
| W3834 | 4 | 46 | 33 | 2.5 |
| W3835 | 17 | 130 | 45 | 3.3 |
| W3836 | 12 | 210 | 93 | 2.8 |

NSS - NOT SUFFICIENT SAMPLE

| SAMPLE | CU PPM | ZN PPM | PB PPM | U PPM |
|---|---|---|---|---|
| W3837 | 65 | 650 | 530 | 2.6 |
| W3838 | 25 | 250 | 52 | 2.8 |
| W3839 | NSS | NSS | NSS | 4.9 |
| W3840 | 13 | 87 | 26 | 2.6 |
| W3841 | 5 | 39 | 13 | 2.9 |
| W3842 | 8 | 92 | 25 | 2.6 |
| W3843 | 12 | 180 | 37 | 2.3 |
| W3844 | 8 | 75 | 22 | 2.6 |
| W3845 | 13 | 89 | 28 | 2.3 |
| W3846 | 8 | 54 | 23 | 2.7 |
| W3847 | 10 | 75 | 15 | 2.3 |
| W3848 | 8 | 56 | 15 | 2.8 |
| W3849 | 14 | 72 | 24 | 2.3 |
| W3850 | 12 | 67 | 22 | 2.3 |
| W3851 | 8 | 44 | 18 | 2.8 |
| W3852 | 14 | 72 | 23 | 2.7 |
| W3853 | 10 | 66 | 23 | 2.2 |
| W3854 | 13 | 63 | 20 | 2.2 |
| W3855 | 8 | 44 | 16 | 2.6 |
| W3856 | 12 | 70 | 23 | 2.2 |
| W3857 | 6 | 40 | 14 | 2.1 |
| W3858 | 12 | 58 | 18 | 2.4 |
| W3859 | 12 | 82 | 20 | 2.3 |
| W3860 | 15 | 65 | 18 | 2.5 |
| W3861 | 12 | 76 | 20 | 2.7 |
| W3862 | 13 | 100 | 24 | 2.4 |
| W3863 | 11 | 110 | 32 | 2.9 |
| W3864 | 9 | 96 | 22 | 3.2 |
| W3865 | 4 | 22 | 14 | 3.5 |
| W3866 | 6 | 37 | 17 | 3.3 |
| W3867 | 8 | 51 | 17 | 2.5 |
| W3868 | 11 | 76 | 19 | 3.0 |
| W3869 | 12 | 92 | 19 | 2.2 |
| W3870 | 12 | 87 | 20 | 2.4 |
| W3871 | 9 | 66 | 11 | 2.5 |
| W3872 | 8 | 60 | 15 | 2.2 |
| W3873 | 7 | 70 | 19 | 2.3 |
| W3874 | 15 | 130 | 32 | 2.5 |
| W3875 | 15 | 110 | 16 | 2.0 |
| W3876 | 8 | 80 | 12 | 2.3 |
| W3877 | 7 | 44 | 11 | 2.5 |
| W3878 | 7 | 53 | 12 | 2.1 |
| W3879 | 9 | 100 | 15 | 2.2 |
| W3880 | 7 | 50 | 12 | 2.1 |
| W3881 | 6 | 34 | 17 | 2.9 |
| W3882 | 13 | 75 | 13 | 2.3 |
| W3883 | 9 | 61 | 18 | 2.3 |
| W3884 | 15 | 73 | 22 | 2.4 |
| W3885 | 12 | 79 | 19 | 2.9 |
| W3886 | 8 | 59 | 18 | 2.5 |
| W3887 | 9 | 59 | 17 | 2.1 |
| W3888 | 8 | 65 | 11 | 2.3 |
| W3889 | 13 | 140 | 20 | 2.9 |
| W3890 | 12 | 60 | 14 | 2.5 |
| W3891 | 5 | 23 | 17 | 3.1 |

| SAMPLE | CU PPM | ZN PPM | PB PPM | U PPM |
|---|---|---|---|---|
| W3892 | 4 | 18 | 9 | 2.5 |
| W3893 | 4 | 42 | 10 | 2.4 |
| W3894 | 11 | 75 | 22 | 3.1 |
| W3895 | 5 | 27 | 13 | 2.4 |
| W3896 | 5 | 38 | 11 | 2.4 |
| W3897 | 10 | 89 | 20 | 2.7 |
| W3898 | 5 | 58 | 18 | 3.4 |
| W3899 | 4 | 85 | 22 | 3.0 |
| W3900 | 8 | 60 | 34 | 2.6 |
| W3901 | 6 | 46 | 16 | 3.8 |
| W3902 | 6 | 72 | 22 | 2.8 |
| W3903 | 12 | 120 | 33 | 3.5 |
| W3904 | 8 | 79 | 20 | 3.1 |
| W3905 | 4 | 12 | 12 | 3.6 |
| W3906 | 5 | 59 | 21 | 3.2 |
| W3907 | 8 | 55 | 24 | 3.5 |
| W3908 | 6 | 74 | 25 | 3.5 |
| W3909 | 9 | 99 | 31 | 2.9 |
| W3910 | 4 | 56 | 16 | 3.5 |
| W3911 | 7 | 77 | 21 | 3.4 |
| W3912 | 5 | 32 | 22 | 4.4 |
| W3913 | 7 | 66 | 30 | 3.6 |
| W3914 | 8 | 49 | 17 | 3.0 |
| W3915 | 5 | 42 | 14 | 2.6 |
| W3916 | 4 | 50 | 8 | 2.8 |
| W3917 | 38 | 140 | 55 | 2.7 |
| W3918 | 5 | 48 | 15 | 3.0 |
| W3919 | 8 | 54 | 24 | 4.5 |
| W3920 | 7 | 62 | 28 | 3.8 |
| W3921 | 6 | 46 | 20 | 3.4 |
| W3922 | 7 | 43 | 19 | 3.2 |
| W3923 | 5 | 36 | 18 | 3.3 |
| W3924 | 12 | 79 | 25 | 2.9 |
| W3925 | 2 | 7 | 9 | 5.7 |
| W3926 | 4 | 27 | 14 | 4.4 |
| W3927 | 7 | 53 | 20 | 3.0 |
| W3928 | 9 | 89 | 37 | 3.1 |
| W3929 | 6 | 39 | 17 | 2.2 |
| W3930 | 6 | 51 | 14 | 2.5 |
| W3931 | 5 | 44 | 12 | 3.0 |
| W3932 | 5 | 30 | 11 | 3.2 |
| W3933 | 6 | 60 | 18 | 2.5 |
| W3934 | 6 | 56 | 13 | 2.7 |
| W3935 | 9 | 93 | 18 | 2.4 |
| W3936 | 6 | 19 | 17 | 6.7 |
| W3937 | 6 | 27 | 14 | 2.3 |
| W3938 | 8 | 48 | 18 | 2.4 |
| W3939 | 7 | 31 | 13 | 2.8 |
| W3940 | 5 | 42 | 14 | 2.3 |
| W3941 | 7 | 48 | 12 | 2.5 |
| W3942 | 8 | 53 | 11 | 2.4 |
| W3943 | 6 | 36 | 11 | 2.7 |
| W3944 | 7 | 55 | 15 | 2.7 |
| W3945 | 12 | 50 | 21 | 2.5 |
| W3946 | 10 | 51 | 13 | 2.7 |
| W3947 | 5 | 29 | 13 | 2.9 |

| SAMPLE | CU PPM | ZN PPM | PB PPM | U PPM |
|---|---|---|---|---|
| W3948 | 7 | 49 | 11 | 2.6 |
| W3949 | 7 | 60 | 13 | 2.0 |
| W3950 | 2 | 17 | 10 | 2.3 |
| W3951 | 5 | 110 | 45 | 1.1 |
| W3952 | 6 | 42 | 9 | 2.3 |
| W3953 | 3 | 42 | 11 | 2.1 |
| W3954 | 5 | 35 | 11 | 2.0 |
| W3955 | 3 | 36 | 13 | 2.5 |
| W3956 | 8 | 64 | 10 | 2.3 |
| W3957 | 4 | 22 | 8 | 2.4 |
| W3958 | 8 | 56 | 9 | 2.4 |
| W3959 | 7 | 34 | 12 | 2.5 |
| W3960 | 9 | 25 | 13 | 2.7 |
| W3961 | 9 | 31 | 20 | 2.4 |
| W3962 | 12 | 42 | 18 | 2.4 |
| W3963 | 8 | 41 | 23 | 3.2 |
| W3964 | 14 | 47 | 14 | 2.2 |
| W3965 | 10 | 54 | 23 | 2.6 |
| W3966 | 7 | 41 | 43 | 2.6 |
| W3967 | 9 | 41 | 18 | 2.5 |
| W3968 | 8 | 48 | 17 | 2.2 |
| W3969 | 10 | 58 | 26 | 2.6 |
| W3970 | 5 | 29 | 25 | 3.3 |
| W3971 | 6 | 32 | 19 | 3.8 |
| W3972 | 11 | 64 | 24 | 2.3 |
| W3973 | 6 | 29 | 16 | 2.5 |
| W3974 | 6 | 39 | 15 | 2.6 |
| W3975 | 9 | 58 | 19 | 2.6 |
| W3976 | 8 | 45 | 17 | 2.3 |
| W3977 | 11 | 70 | 29 | 2.7 |
| W3978 | 4 | 31 | 13 | 2.7 |
| W3979 | 6 | 30 | 17 | 3.1 |
| W3980 | 6 | 59 | 17 | 2.4 |
| W3981 | 8 | 54 | 20 | 2.3 |
| W3982 | 6 | 55 | 21 | 2.7 |
| W3983 | 8 | 59 | 19 | 2.6 |
| W3984 | 12 | 75 | 30 | 2.5 |
| W3985 | 5 | 37 | 18 | 2.8 |
| W3986 | 4 | 29 | 16 | 2.8 |
| W3987 | 6 | 52 | 24 | 3.1 |
| W3988 | 15 | 120 | 31 | 3.1 |
| W3989 | 11 | 71 | 35 | 2.8 |
| W3990 | 8 | 63 | 27 | 2.7 |
| W3991 | 7 | 56 | 19 | 2.6 |
| W3992 | 8 | 55 | 23 | 2.3 |
| W3993 | 14 | 82 | 25 | 3.0 |
| W3994 | 12 | 82 | 37 | 2.9 |
| W3995 | 5 | 56 | 20 | 2.9 |
| W3996 | 5 | 48 | 25 | 2.8 |
| W3997 | 8 | 72 | 27 | 3.1 |
| W3998 | 15 | 100 | 38 | 3.1 |
| W3999 | 7 | 55 | 26 | 3.2 |
| W4000 | 6 | 38 | 17 | 2.8 |
| W4001 | 7 | 53 | 20 | 2.6 |
| W4002 | 8 | 41 | 23 | 2.7 |
| W4003 | 5 | 45 | 19 | 2.9 |

| SAMPLE | CU PPM | ZN PPM | PB PPM | U PPM |
|---|---|---|---|---|
| W4004 | 6 | 54 | 27 | 2.4 |
| W4005 | 8 | 63 | 14 | 2.4 |
| W4006 | 6 | 68 | 16 | 2.5 |
| W4007 | 7 | 55 | 20 | 2.3 |
| W4008 | 7 | 58 | 22 | 2.4 |
| W4009 | 7 | 55 | 14 | 2.3 |
| W4010 | 5 | 58 | 19 | 2.3 |
| W4011 | 7 | 54 | 18 | 2.5 |
| W4012 | 6 | 52 | 12 | 2.7 |
| W4013 | 6 | 57 | 13 | 2.5 |
| W4014 | 3 | 37 | 13 | 2.8 |
| W4015 | 8 | 61 | 19 | 2.7 |
| W4016 | 9 | 63 | 19 | 2.6 |
| W4017 | 9 | 53 | 22 | 2.4 |
| W4018 | 6 | 61 | 19 | 2.5 |
| W4019 | 8 | 72 | 23 | 2.3 |
| W4020 | 6 | 51 | 18 | 2.1 |
| W4021 | 6 | 74 | 19 | 2.6 |
| W4022 | 3 | 47 | 28 | 2.9 |
| W4023 | 7 | 140 | 34 | 2.8 |
| W4024 | 5 | 49 | 32 | 3.0 |
| W4025 | 28 | 140 | 110 | 2.4 |
| W4026 | 24 | 68 | 9 | 1.6 |
| W4027 | 21 | 68 | 11 | 1.9 |
| W4028 | 20 | 50 | 17 | 2.0 |
| W4029 | 13 | 74 | 18 | 2.2 |
| W4030 | 19 | 78 | 17 | 2.0 |
| W4031 | 17 | 83 | 20 | 2.3 |
| W4032 | 8 | 35 | 20 | 2.6 |
| W4033 | 8 | 94 | 28 | 2.7 |
| W4034 | 10 | 50 | 16 | 2.5 |
| W4035 | 12 | 100 | 21 | 2.3 |
| W4036 | 9 | 90 | 21 | 2.6 |
| W4037 | 8 | 58 | 18 | 2.3 |
| W4038 | 15 | 84 | 21 | 2.3 |
| W4039 | 9 | 84 | 18 | 2.9 |
| W4040 | 12 | 120 | 21 | 2.6 |
| W4041 | 12 | 92 | 25 | 2.2 |
| W4042 | 14 | 140 | 16 | 2.1 |
| W4043 | 15 | 69 | 15 | 2.0 |
| W4044 | 9 | 46 | 14 | 2.7 |
| W4045 | 12 | 69 | 20 | 2.6 |
| W4046 | 12 | 73 | 17 | 2.6 |
| W4047 | 11 | 61 | 17 | 2.4 |
| W4048 | 6 | 49 | 12 | 2.6 |
| W4049 | 8 | 74 | 23 | 3.1 |
| W4050 | 6 | 50 | 22 | 2.3 |
| W4051 | 14 | 110 | 36 | 2.8 |
| W4052 | 10 | 65 | 25 | 2.9 |
| W4053 | 10 | 99 | 24 | 3.0 |
| W4054 | 5 | 30 | 18 | 3.3 |
| W4055 | 9 | 46 | 30 | 2.9 |
| W4056 | 12 | 73 | 23 | 2.1 |
| W4057 | 7 | 63 | 24 | 3.2 |
| W4058 | 10 | 63 | 29 | 2.6 |
| W4059 | 8 | 58 | 24 | 2.9 |

| SAMPLE | CU PPM | ZN PPM | PB PPM | U PPM |
|---|---|---|---|---|
| W4060 | 14 | 180 | 42 | 3.3 |
| W4061 | 9 | 190 | 59 | 2.9 |
| W4062 | 12 | 99 | 26 | 2.6 |
| W4063 | 15 | 67 | 28 | 2.5 |
| W4064 | 12 | 70 | 22 | 2.4 |
| W4065 | 12 | 80 | 12 | 2.2 |
| W4066 | 11 | 67 | 22 | 2.3 |
| W4067 | 14 | 72 | 30 | 2.9 |
| W4068 | 11 | 66 | 22 | 2.4 |
| W4069 | 12 | 62 | 20 | 2.3 |
| W4070 | 13 | 63 | 30 | 2.6 |
| W4071 | 8 | 42 | 20 | 3.1 |
| W4072 | 8 | 47 | 18 | 2.9 |
| W4073 | 10 | 51 | 22 | 2.6 |
| W4074 | 8 | 58 | 16 | 2.6 |
| W4075 | 5 | 34 | 17 | 2.6 |
| W4076 | 13 | 66 | 28 | 2.7 |
| W4077 | 8 | 60 | 27 | 2.7 |
| W4078 | 4 | 43 | 17 | 2.5 |
| W4079 | 5 | 52 | 20 | 2.8 |
| W4080 | 3 | 26 | 12 | 3.5 |
| W4081 | 9 | 77 | 35 | 2.4 |
| W4082 | 6 | 52 | 23 | 2.8 |
| W4083 | 8 | 63 | 33 | 2.3 |
| W4084 | 9 | 75 | 30 | 2.3 |
| W4085 | 12 | 70 | 37 | 3.0 |
| W4086 | 8 | 56 | 32 | 3.1 |
| W4087 | 11 | 78 | 35 | 3.3 |
| W4088 | 9 | 90 | 31 | 2.7 |
| W4089 | 12 | 75 | 37 | 2.8 |
| W4090 | 16 | 95 | 41 | 2.5 |
| W4091 | 10 | 65 | 32 | 2.6 |
| W4092 | 5 | 45 | 25 | 2.6 |
| W4093 | 8 | 59 | 28 | 3.4 |
| W4094 | 10 | 79 | 27 | 2.7 |
| W4095 | 13 | 78 | 27 | 2.7 |
| W4096 | 9 | 55 | 18 | 2.2 |
| W4097 | 16 | 86 | 29 | 2.7 |
| W4098 | 8 | 82 | 22 | 2.2 |
| W4099 | 20 | 100 | 27 | 2.1 |
| W4100 | 6 | 47 | 25 | 2.3 |
| W4101 | 13 | 81 | 22 | 2.2 |
| W4102 | 11 | 60 | 20 | 2.2 |
| W4103 | 15 | 53 | 20 | 2.6 |
| W4104 | 8 | 58 | 21 | 2.3 |
| W4105 | 14 | 93 | 25 | 2.3 |
| W4106 | 13 | 77 | 24 | 2.5 |
| W4107 | 3 | 29 | 12 | 2.7 |
| W4108 | 9 | 65 | 22 | 2.4 |
| W4109 | 6 | 44 | 16 | 2.3 |
| W4110 | 10 | 65 | 30 | 2.4 |
| W4111 | 8 | 55 | 21 | 2.8 |
| W4112 | 11 | 73 | 22 | 2.2 |
| W4113 | 7 | 58 | 18 | 2.1 |
| W4114 | 4 | 33 | 11 | 2.6 |
| W4115 | 12 | 66 | 23 | 2.5 |

| SAMPLE | CU PPM | ZN PPM | PB PPM | U PPM |
|---|---|---|---|---|
| W4116 | 6 | 42 | 17 | 2.5 |
| W4117 | 4 | 49 | 17 | 2.5 |
| W4118 | 6 | 48 | 34 | 2.4 |
| W4119 | 10 | 50 | 15 | 2.5 |
| W4120 | 8 | 44 | 22 | 3.0 |
| W4121 | 5 | 22 | 30 | 3.3 |
| W4122 | 6 | 63 | 20 | 2.6 |
| W4123 | 7 | 64 | 19 | 2.4 |
| W4124 | 9 | 62 | 24 | 2.8 |
| W4125 | 7 | 43 | 20 | 3.0 |
| W4126 | 12 | 100 | 17 | 2.8 |
| W4127 | 12 | 140 | 32 | 2.6 |
| W4128 | 9 | 84 | 39 | 3.2 |
| W4130 | 8 | 52 | 47 | 3.1 |
| W4131 | 8 | 46 | 27 | 3.0 |
| W4133 | 5 | 26 | 12 | 2.8 |
| W4134 | 12 | 52 | 20 | 2.6 |
| W4135 | 8 | 63 | 26 | 2.8 |
| W4136 | 10 | 85 | 20 | 2.6 |
| W4137 | 8 | 63 | 20 | 2.0 |
| W4138 | 5 | 45 | 13 | 2.2 |
| W4139 | 6 | 60 | 15 | 2.7 |
| W4140 | 12 | 73 | 18 | 2.5 |
| W4141 | 6 | 49 | 24 | 3.0 |
| W4142 | 15 | 75 | 49 | 3.0 |
| W4143 | 9 | 87 | 33 | 3.2 |
| W4144 | 6 | 75 | 42 | 2.9 |
| W4145 | 9 | 48 | 29 | 2.5 |
| W4146 | 8 | 48 | 24 | 2.4 |
| W4147 | 9 | 42 | 28 | 2.4 |
| W4148 | 8 | 40 | 30 | 2.3 |
| W4149 | 8 | 47 | 20 | 3.4 |
| W4150 | 6 | 34 | 16 | 3.1 |
| W4151 | 8 | 36 | 19 | 2.8 |
| W4152 | 7 | 49 | 22 | 3.0 |
| W4153 | 6 | 37 | 19 | 2.8 |
| W4154 | 10 | 63 | 41 | 5.5 |
| W4155 | 11 | 54 | 23 | 2.6 |
| W4156 | 9 | 58 | 24 | 2.7 |
| W4157 | 5 | 32 | 15 | 3.0 |
| W4158 | 6 | 38 | 18 | 2.6 |
| W4159 | 5 | 35 | 17 | 2.8 |
| W4160 | 8 | 62 | 28 | 2.5 |
| W4161 | 9 | 63 | 27 | 2.5 |
| W4162 | 7 | 43 | 30 | 2.6 |
| W4163 | 8 | 58 | 35 | 2.7 |
| W4164 | 3 | 39 | 16 | 3.1 |
| W4165 | 6 | 34 | 22 | 2.4 |
| W4166 | 8 | 36 | 18 | 2.4 |
| W4167 | 11 | 67 | 30 | 2.7 |
| W4168 | 7 | 63 | 21 | 2.2 |
| W4169 | 6 | 52 | 19 | 3.0 |
| W4170 | 9 | 90 | 28 | 2.7 |
| W4171 | 6 | 47 | 28 | 2.6 |
| W4172 | 6 | 54 | 17 | 2.9 |
| W4173 | 8 | 45 | 20 | 2.3 |

| SAMPLE | CU PPM | ZN PPM | PB PPM | U PPM |
|---|---|---|---|---|
| W4174 | 8 | 54 | 20 | 2.2 |
| W4175 | 6 | 43 | 17 | 2.9 |
| W4176 | 18 | 180 | 95 | 1.7 |
| W4177 | 6 | 48 | 22 | 2.4 |
| W4178 | 9 | 50 | 29 | 2.3 |
| W4179 | 9 | 52 | 32 | 3.2 |
| W4180 | 9 | 110 | 38 | 4.4 |
| W4181 | 8 | 45 | 25 | 3.1 |
| W4182 | 7 | 56 | 73 | 3.0 |
| W4183 | 6 | 44 | 42 | 2.8 |
| W4184 | 10 | 54 | 59 | 3.1 |
| W4185 | 9 | 52 | 32 | 2.4 |
| W4186 | 8 | 55 | 31 | 2.3 |
| W4187 | 15 | 120 | 79 | 2.7 |
| W4188 | 8 | 62 | 28 | 2.1 |
| W4189 | 6 | 48 | 65 | 2.9 |
| W4190 | 11 | 53 | 30 | 2.5 |
| W4191 | 12 | 48 | 29 | 2.4 |
| W4192 | 10 | 69 | 18 | 2.0 |
| W4193 | 8 | 62 | 31 | 2.7 |
| W4194 | 8 | 56 | 14 | 2.2 |
| W4195 | 12 | 75 | 29 | 2.7 |
| W4196 | 17 | 55 | 27 | 2.7 |
| W4197 | 4 | 35 | 19 | 2.9 |
| W4198 | 12 | 66 | 17 | 2.7 |
| W4199 | 9 | 49 | 22 | 2.1 |
| W4200 | 12 | 80 | 30 | 2.7 |
| W4201 | 12 | 68 | 28 | 2.9 |
| W4202 | 6 | 54 | 19 | 2.6 |
| W4203 | 9 | 65 | 32 | 2.4 |
| W4204 | 11 | 67 | 25 | 2.4 |
| W4205 | 10 | 67 | 24 | 2.4 |
| W4206 | 6 | 83 | 37 | 3.1 |
| W4207 | 12 | 88 | 32 | 3.1 |
| W4208 | 5 | 36 | 24 | 2.1 |
| W4209 | 15 | 74 | 22 | 2.6 |
| W4210 | 12 | 36 | 19 | 2.7 |
| W4211 | 7 | 42 | 12 | 2.5 |
| W4212 | 8 | 59 | 23 | 2.9 |
| W4213 | 8 | 58 | 11 | 2.5 |
| W4214 | 8 | 56 | 16 | 2.6 |
| W4215 | 5 | 27 | 11 | 2.6 |
| W4216 | 5 | 58 | 12 | 2.7 |
| W4217 | 7 | 44 | 17 | 3.0 |
| W4218 | 8 | 70 | 24 | 2.6 |
| W4219 | 6 | 52 | 15 | 2.4 |
| W4220 | 9 | 51 | 26 | 2.8 |
| W4221 | 8 | 47 | 17 | 2.2 |
| W4222 | 7 | 66 | 22 | 2.6 |
| W4223 | 8 | 40 | 13 | 2.2 |
| W4224 | 8 | 50 | 22 | 2.5 |
| W4225 | 6 | 44 | 20 | 2.4 |
| W4226 | 8 | 47 | 21 | 2.5 |
| W4227 | 5 | 53 | 15 | 2.3 |
| W4228 | 8 | 56 | 19 | 2.3 |
| W4229 | 6 | 40 | 17 | 2.4 |

| SAMPLE | CU PPM | ZN PPM | PB PPM | U PPM |
|---|---|---|---|---|
| W4230 | 8 | 55 | 25 | 2.5 |
| W4231 | 2 | 23 | 7 | 2.9 |
| W4232 | 5 | 31 | 15 | 2.4 |
| W4233 | 3 | 26 | 11 | 2.8 |
| W4234 | 6 | 60 | 20 | 2.5 |
| W4235 | 5 | 51 | 20 | 2.5 |
| W4236 | 5 | 55 | 19 | 2.5 |
| W4237 | 6 | 58 | 22 | 2.1 |
| W4238 | 6 | 40 | 20 | 2.7 |
| W4239 | 8 | 55 | 21 | 2.3 |
| W4240 | 5 | 60 | 19 | 2.4 |
| W4241 | 7 | 46 | 20 | 2.3 |
| W4242 | 4 | 58 | 26 | 2.2 |
| W4244 | 8 | 88 | 29 | 2.3 |
| W4245 | 2 | 42 | 23 | 2.7 |
| W4246 | 5 | 110 | 32 | 2.2 |
| W4247 | 26 | 200 | 30 | 1.2 |
| W4248 | 5 | 65 | 17 | 2.2 |
| W4249 | 12 | 120 | 28 | 4.0 |
| W4250 | 18 | 110 | 31 | 1.8 |
| W4251 | 4 | 48 | 35 | 3.2 |
| W4252 | 8 | 66 | 19 | 2.8 |
| W4253 | 5 | 73 | 18 | 2.3 |
| W4254 | 7 | 77 | 15 | 2.4 |
| W4255 | 5 | 94 | 18 | 2.7 |
| W4256 | 5 | 86 | 18 | 2.4 |
| W4257 | 3 | 87 | 13 | 2.2 |
| W4258 | 3 | 62 | 11 | 2.1 |
| W4259 | 3 | 58 | 10 | 2.6 |
| W4260 | 6 | 55 | 15 | 2.4 |
| W4261 | 3 | 58 | 10 | 2.3 |
| W4262 | 5 | 52 | 12 | 3.1 |
| W4263 | 10 | 58 | 11 | 3.2 |
| W4264 | 9 | 58 | 12 | 3.3 |
| W4265 | 9 | 100 | 20 | 2.7 |
| W4266 | 14 | 120 | 25 | 2.6 |
| W4267 | 8 | 100 | 22 | 2.0 |
| W4269 | 16 | 160 | 20 | 1.7 |
| W4270 | 15 | 190 | 36 | 2.3 |
| W4271 | 18 | 110 | 28 | 2.1 |
| W4272 | 15 | 100 | 14 | 2.3 |
| W4273 | 11 | 150 | 24 | 2.7 |
| W4274 | 12 | 140 | 29 | 2.8 |
| W4275 | 12 | 110 | 28 | 3.1 |
| W4276 | 7 | 66 | 22 | 2.3 |
| W4277 | 13 | 210 | 160 | 2.7 |
| W4278 | 4 | 59 | 100 | 4.9 |
| W4280 | 3 | 49 | 33 | 2.8 |
| W4281 | 5 | 79 | 31 | 2.6 |
| W4282 | 4 | 80 | 32 | 2.4 |
| W4283 | 6 | 87 | 24 | 2.4 |
| W4284 | 2 | 80 | 34 | 2.9 |
| W4285 | 4 | 49 | 35 | 2.8 |
| W4286 | 4 | 75 | 33 | 2.7 |
| W4287 | 11 | 98 | 29 | 2.3 |
| W4289 | 12 | 120 | 35 | 2.5 |

| SAMPLE | CU PPM | ZN PPM | PB PPM | U PPM |
|---|---|---|---|---|
| W4289 | 8 | 80 | 30 | 2.7 |
| W4290 | 9 | 87 | 29 | 2.5 |
| W4291 | 5 | 82 | 39 | 2.3 |
| W4292 | 5 | 80 | 30 | 2.7 |
| W4293 | 7 | 93 | 30 | 2.8 |
| W4294 | 16 | 150 | 40 | 2.4 |
| W4295 | 14 | 95 | 42 | 2.6 |
| W4296 | 13 | 95 | 35 | 2.5 |
| W4297 | 13 | 82 | 31 | 2.3 |
| W4298 | 10 | 98 | 35 | 2.0 |
| W4299 | 6 | 78 | 35 | 2.7 |
| W4300 | 2 | 39 | 30 | 2.6 |
| W4301 | 5 | 46 | 44 | 2.0 |
| W4302 | 8 | 100 | 52 | 2.9 |
| W4303 | 3 | 74 | 32 | 2.7 |
| W4304 | 8 | 150 | 41 | 2.2 |
| W4305 | 10 | 120 | 40 | 2.7 |
| W4306 | 9 | 91 | 32 | 2.6 |
| W4307 | 14 | 130 | 40 | 2.4 |
| W4308 | 3 | 20 | 16 | 3.4 |
| W4309 | 8 | 120 | 36 | 3.0 |
| W4310 | 4 | 58 | 32 | 2.9 |
| W4311 | 12 | 87 | 34 | 2.5 |
| W4312 | 4 | 83 | 22 | 2.8 |
| W4313 | 13 | 100 | 55 | 3.0 |
| W4314 | 17 | 120 | 100 | 2.8 |
| W4315 | 3 | 32 | 23 | 2.9 |
| W4316 | 5 | 75 | 48 | 3.2 |
| W4317 | 7 | 84 | 22 | 2.5 |
| W4318 | 14 | 81 | 41 | 2.6 |
| W4319 | 7 | 60 | 22 | 2.6 |
| W4320 | 8 | 64 | 29 | 2.2 |
| W4321 | 8 | 47 | 25 | 2.0 |
| W4322 | 3 | 39 | 22 | 2.8 |
| W4323 | 4 | 59 | 21 | 3.0 |
| W4324 | 6 | 62 | 32 | 3.1 |
| W4325 | 11 | 99 | 34 | 2.7 |
| W4326 | 2 | 46 | 13 | 2.8 |
| W4327 | 5 | 58 | 22 | 2.8 |
| W4328 | 4 | 63 | 29 | 2.7 |
| W4329 | 5 | 44 | 31 | 1.6 |

NSS - NOT SUFFICIENT SAMPLE

| SAMPLE | CU PPM | ZN PPM | PB PPM | U PPM |
|---|---|---|---|---|
| W4330 | 8 | 59 | 23 | 3.8 |
| W4331 | 8 | 46 | 13 | 2.9 |
| W4332 | 4 | 26 | 14 | 2.7 |
| W4333 | 8 | 58 | 23 | 2.8 |
| W4334 | 6 | 59 | 14 | 2.6 |
| W4335 | 3 | 46 | 11 | 2.4 |
| W4336 | 7 | 69 | 16 | 2.8 |
| W4337 | 5 | 40 | 15 | 2.9 |
| W4338 | 8 | 65 | 17 | 3.0 |
| W4339 | 8 | 48 | 25 | 3.0 |
| W4340 | 3 | 28 | 19 | 4.0 |
| W4341 | 2 | 18 | 8 | 7.8 |
| W4342 | 5 | 39 | 14 | 2.7 |
| W4343 | 9 | 59 | 17 | 2.8 |
| W4344 | 8 | 51 | 14 | 2.8 |
| W4345 | 6 | 45 | 24 | 4.5 |
| W4346 | 6 | 40 | 27 | 4.5 |
| W4347 | 6 | 59 | 16 | 3.0 |
| W4348 | 6 | 67 | 20 | 2.8 |
| W4349 | 4 | 34 | 10 | 3.8 |
| W4350 | 2 | 22 | 16 | 5.3 |
| W4351 | 3 | 58 | 15 | 3.0 |
| W4352 | 4 | 91 | 18 | 2.6 |
| W4353 | 3 | 29 | 8 | 3.0 |
| W4354 | 5 | 46 | 9 | 3.2 |
| W4355 | 8 | 69 | 15 | 2.5 |
| W4356 | 7 | 71 | 29 | 3.3 |
| W4357 | 8 | 82 | 20 | 2.7 |
| W4358 | 3 | 35 | 11 | 3.3 |
| W4359 | 3 | 24 | 8 | 3.2 |
| W4360 | 7 | 41 | 20 | 2.9 |
| W4361 | 8 | 75 | 19 | 2.7 |
| W4363 | 2 | 17 | 12 | 6.2 |
| W4364 | 3 | 16 | 18 | 6.2 |
| W4365 | 7 | 48 | 17 | 2.9 |
| W4366 | 4 | 28 | 12 | 5.5 |
| W4367 | 2 | 15 | 9 | 4.2 |
| W4368 | 6 | 38 | 18 | 3.4 |
| W4369 | 3 | 34 | 11 | 3.0 |
| W4370 | 4 | 41 | 10 | 2.6 |
| W4371 | 6 | 53 | 13 | 2.4 |
| W4372 | 5 | 31 | 17 | 2.5 |
| W4373 | 7 | 37 | 16 | 2.7 |
| W4374 | 8 | 56 | 17 | 3.0 |
| W4375 | 9 | 71 | 22 | 2.7 |
| W4376 | 3 | 35 | 17 | 3.0 |
| W4377 | 4 | 34 | 19 | 5.8 |
| W4378 | 8 | 67 | 23 | 2.5 |
| W4379 | 7 | 52 | 16 | 3.0 |
| W4380 | 6 | 44 | 19 | 3.2 |
| W4381 | 3 | 35 | 17 | 2.9 |
| W4382 | 3 | 39 | 16 | 2.8 |
| W4383 | 5 | 64 | 28 | 2.9 |
| W4384 | 3 | 48 | 15 | 2.9 |
| W4385 | 11 | 62 | 24 | 2.2 |

| SAMPLE | CU PPM | ZN PPM | PB PPM | U PPM |
|---|---|---|---|---|
| W4386 | 4 | 25 | 25 | 3.4 |
| W4387 | 11 | 46 | 41 | 3.0 |
| W4388 | 9 | 61 | 34 | 3.4 |
| W4389 | 5 | 92 | 33 | 3.0 |
| W4390 | 8 | 65 | 30 | 3.0 |
| W4391 | 8 | 54 | 42 | 3.8 |
| W4392 | 5 | 16 | 10 | 3.0 |
| W4393 | 8 | 47 | 34 | 3.5 |
| W4394 | 5 | 34 | 31 | 3.3 |
| W4395 | 4 | 36 | 19 | 2.9 |
| W4396 | 6 | 60 | 23 | 3.0 |
| W4397 | 4 | 36 | 13 | 3.1 |
| W4398 | 7 | 55 | 20 | 3.0 |
| W4399 | 6 | 47 | 16 | 2.9 |
| W4400 | 24 | 220 | 65 | 4.7 |
| W4401 | 8 | 92 | 23 | 3.0 |
| W4402 | 9 | 110 | 29 | 3.1 |
| W4403 | 7 | 71 | 18 | 2.8 |
| W4404 | 5 | 52 | 19 | 2.7 |
| W4405 | 4 | 29 | 16 | 3.2 |
| W4406 | 7 | 43 | 18 | 2.4 |
| W4407 | 5 | 44 | 16 | 2.6 |
| W4408 | 4 | 51 | 20 | 2.5 |
| W4409 | 6 | 53 | 27 | 3.3 |
| W4410 | 12 | 68 | 22 | 2.6 |
| W4411 | 10 | 69 | 21 | 2.5 |
| W4412 | 9 | 58 | 11 | 3.7 |
| W4413 | 3 | 31 | 12 | 2.7 |
| W4414 | 4 | 43 | 11 | 2.8 |
| W4415 | 15 | 180 | 51 | 3.5 |
| W4416 | 7 | 72 | 23 | 2.9 |
| W4417 | 5 | 67 | 21 | 3.3 |
| W4418 | 6 | 80 | 46 | 2.6 |
| W4420 | 3 | 19 | 7 | 4.0 |
| W4421 | 4 | 44 | 16 | 2.5 |
| W4422 | 2 | 33 | 11 | 2.5 |
| W4423 | 3 | 39 | 15 | 2.9 |
| W4424 | 2 | 10 | 6 | 3.2 |
| W4425 | 2 | 17 | 12 | 3.2 |
| W4426 | 5 | 41 | 24 | 3.1 |
| W4427 | 8 | 42 | 43 | 2.8 |
| W4428 | 9 | 73 | 84 | 0.5 |
| W4432 | 11 | 72 | 32 | 2.0 |
| W4433 | 3 | 22 | 12 | 3.2 |
| W4434 | 9 | 57 | 19 | 2.9 |
| W4435 | 7 | 59 | 12 | 2.6 |
| W4436 | 6 | 58 | 17 | 2.4 |
| W4437 | 8 | 53 | 21 | 2.7 |
| W4438 | 11 | 77 | 17 | 2.7 |
| W4439 | 3 | 27 | 15 | 3.8 |
| W4440 | 14 | 110 | 23 | 2.5 |
| W4441 | 11 | 110 | 52 | 3.1 |
| W4442 | 13 | 170 | 25 | 3.3 |
| W4443 | 12 | 92 | 32 | 3.1 |
| W4444 | 9 | 56 | 23 | 2.4 |
| W4445 | 4 | 36 | 28 | 2.7 |

| SAMPLE | CU PPM | ZN PPM | PB PPM | U PPM |
|---|---|---|---|---|
| W4446 | 2 | 11 | 2 | 8.0 |
| W4447 | 7 | 67 | 19 | 2.5 |
| W4448 | 13 | 80 | 18 | 1.9 |
| W4449 | 10 | 74 | 22 | 2.4 |
| W4450 | 4 | 49 | 14 | 3.1 |
| W4451 | 12 | 100 | 55 | 3.8 |
| W4451A | 5 | 54 | 25 | 3.3 |
| W4452 | 8 | 71 | 20 | 2.8 |
| W4453 | 4 | 47 | 11 | 2.4 |
| W4453A | NSS | NSS | NSS | NSS |
| W4454 | 6 | 61 | 19 | 2.3 |
| W4455 | 5 | 65 | 14 | 2.3 |
| W4456 | 3 | 38 | 10 | 3.5 |
| W4457 | 8 | 52 | 20 | 3.8 |
| W4458 | 5 | 29 | 11 | 3.6 |
| W4459 | 4 | 64 | 24 | 2.7 |
| W4460 | 12 | 100 | 37 | 3.2 |
| W4461 | 20 | 210 | 35 | 3.0 |
| W4462 | 370 | 220 | 1400 | 5.6 |
| W4463 | 10 | 86 | 27 | 2.7 |
| W4464 | 6 | 70 | 22 | 2.7 |
| W4465 | 6 | 45 | 15 | 3.0 |
| W4466 | 8 | 43 | 17 | 3.3 |
| W4467 | 8 | 63 | 16 | 2.3 |
| W4468 | 8 | 54 | 22 | 2.5 |
| W4469 | 15 | 72 | 30 | 3.4 |
| W4470 | 8 | 44 | 25 | 3.7 |
| W4471 | 9 | 50 | 35 | 4.1 |
| W4472 | 16 | 92 | 47 | 2.7 |
| W4473 | 4 | 34 | 16 | 3.1 |
| W4474 | 5 | 36 | 27 | 3.6 |
| W4475 | 6 | 55 | 28 | 3.0 |
| W4476 | 3 | 30 | 13 | 2.9 |
| W4477 | 6 | 38 | 19 | 3.1 |
| W4478 | NSS | NSS | NSS | NSS |
| W4479 | 5 | 47 | 18 | 2.5 |
| W4480 | 6 | 53 | 22 | 2.8 |
| W4481 | 3 | 44 | 14 | 2.8 |
| W4482 | 6 | 64 | 21 | 2.5 |
| W4483 | 2 | 26 | 16 | 2.6 |
| W4483A | 11 | 68 | 42 | 3.3 |
| W4484 | 6 | 76 | 24 | 2.6 |
| W4485 | 16 | 120 | 65 | 2.4 |
| W4486 | 10 | 83 | 45 | 2.8 |
| W4487 | 8 | 83 | 35 | 3.0 |
| W4488 | 8 | 85 | 23 | 2.9 |
| W4489 | 3 | 60 | 19 | 3.0 |
| W4490 | 6 | 56 | 23 | 2.3 |
| W4491 | 8 | 110 | 24 | 2.6 |
| W4492 | 22 | 110 | 39 | 3.4 |
| W4493 | 7 | 110 | 47 | 3.0 |
| W4494 | 8 | 66 | 24 | 2.6 |
| W4495 | 15 | 110 | 35 | 2.6 |
| W4496 | 2 | 13 | 22 | 3.7 |
| W4497 | 5 | 24 | 20 | 2.8 |
| W4498 | 7 | 41 | 12 | 2.7 |

| SAMPLE | CU PPM | ZN PPM | PB PPM | U PPM |
|---|---|---|---|---|
| W4499 | 3 | 24 | 12 | 3.8 |
| W4500 | 5 | 47 | 11 | 2.4 |
| W4501 | 6 | 49 | 19 | 2.8 |
| W4502 | 9 | 68 | 16 | 3.1 |
| W4503 | 5 | 55 | 12 | 2.4 |
| W4504 | 13 | 59 | 18 | 2.7 |
| W4505 | 6 | 54 | 12 | 2.7 |
| W4506 | 11 | 50 | 9 | 2.7 |
| W4507 | 17 | 68 | 12 | 2.3 |
| W4508 | 6 | 48 | 13 | 2.5 |
| W4509 | 16 | 63 | 21 | 2.7 |
| W4510 | 18 | 220 | 61 | 3.3 |
| W4511 | 13 | 110 | 17 | 3.0 |
| W4512 | 7 | 77 | 13 | 2.3 |
| W4513 | 3 | 74 | 15 | 2.7 |
| W4514 | 20 | 230 | 22 | 2.7 |
| W4515 | 2 | 19 | 7 | 3.0 |
| W4516 | 8 | 51 | 21 | 2.3 |
| W4517 | 3 | 17 | 17 | 3.1 |
| W4518 | 18 | 80 | 20 | 3.1 |
| W4519 | 28 | 130 | 29 | 4.0 |
| W4520 | 16 | 98 | 17 | 3.4 |
| W4521 | 20 | 96 | 26 | 3.4 |
| W4522 | 8 | 76 | 22 | 3.8 |
| W4523 | 12 | 90 | 20 | 2.8 |
| W4524 | 12 | 59 | 16 | 2.6 |
| W4525 | 9 | 81 | 15 | 3.2 |
| W4526 | 8 | 91 | 19 | 3.2 |
| W4527 | 5 | 69 | 14 | 2.8 |
| W4528 | 9 | 110 | 15 | 2.4 |
| W4529 | 12 | 98 | 14 | 2.8 |
| W4530 | 3 | 31 | 10 | 4.3 |
| W4531 | 6 | 59 | 13 | 2.7 |
| W4532 | 7 | 59 | 15 | 2.4 |
| W4533 | 7 | 86 | 25 | 3.0 |
| W4534 | 5 | 60 | 11 | 2.9 |
| W4535 | 8 | 68 | 12 | 2.8 |
| W4536 | 7 | 60 | 12 | 2.2 |
| W4537 | 3 | 51 | 11 | 2.2 |
| W4538 | 8 | 88 | 29 | 2.1 |
| W4539 | 10 | 82 | 27 | 2.4 |
| W4540 | 7 | 76 | 55 | 2.7 |
| W4541 | 15 | 130 | 42 | 2.3 |
| W4542 | 8 | 100 | 32 | 2.9 |
| W4543 | 8 | 100 | 34 | 2.9 |
| W4544 | 8 | 93 | 25 | 2.3 |
| W4545 | 8 | 66 | 27 | 2.8 |
| W4546 | 3 | 100 | 37 | 2.8 |
| W4547 | 10 | 94 | 43 | 2.9 |
| W4548 | 12 | 76 | 66 | 3.4 |
| W4549 | 9 | 77 | 29 | 2.7 |
| W4550 | 20 | 130 | 77 | 6.9 |
| W4551 | 15 | 68 | 34 | 4.1 |
| W4552 | 16 | 130 | 46 | 4.7 |
| W4553 | 18 | 160 | 81 | 2.8 |
| W4553A | 33 | 350 | 160 | 5.2 |

| SAMPLE | CU PPM | ZN PPM | PB PPM | U PPM |
|---|---|---|---|---|
| W4554 | 18 | 230 | 80 | 3.5 |
| W4555 | 13 | 160 | 100 | 4.0 |
| W4556 | 5 | 37 | 23 | 3.4 |
| W4557 | 8 | 67 | 32 | 2.6 |
| W4558 | NSS | NSS | NSS | NSS |
| W4559 | 14 | 98 | 85 | 2.8 |
| W4560 | 9 | 90 | 59 | 2.6 |
| W4561 | 15 | 90 | 110 | 2.9 |
| W4562 | 20 | 80 | 69 | NSS |
| W4563 | 78 | 35 | 370 | 10.3 |
| W4564 | 6 | 51 | 66 | 2.7 |
| W4565 | 8 | 98 | 52 | 2.5 |
| W4566 | 8 | 92 | 46 | 2.8 |
| W4567 | 10 | 59 | 56 | 2.5 |
| W4568 | 8 | 51 | 31 | 2.4 |
| W4569 | 11 | 41 | 30 | 2.3 |
| W4570 | 13 | 71 | 29 | 2.1 |
| W4571 | 16 | 140 | 62 | 3.2 |
| W4572 | 15 | 65 | 55 | 2.8 |
| W4573 | 9 | 99 | 44 | 3.0 |
| W4574 | 10 | 76 | 31 | 4.6 |
| W4575 | 16 | 78 | 88 | 2.9 |
| W4576 | 8 | 48 | 33 | 3.0 |
| W4577 | 11 | 81 | 53 | 3.0 |
| W4578 | 6 | 44 | 31 | 2.6 |
| W4579 | 10 | 100 | 54 | 3.1 |
| W4580 | 10 | 68 | 60 | 3.4 |
| W4581 | 27 | 190 | 160 | 2.9 |
| W4582 | 12 | 74 | 72 | 2.5 |
| W4583 | 6 | 70 | 31 | 3.1 |
| W4584 | 11 | 110 | 36 | 2.9 |
| W4585 | 12 | 140 | 53 | 3.1 |
| W4586 | 15 | 110 | 39 | 3.0 |
| W4587 | 22 | 78 | 59 | 3.6 |
| W4588 | 12 | 84 | 35 | 2.6 |
| W4589 | 40 | 400 | 120 | 2.8 |
| W4590 | 8 | 83 | 24 | 2.6 |
| W4591 | 12 | 140 | 27 | 2.6 |
| W4592 | 5 | 62 | 16 | 2.6 |
| W4593 | 14 | 78 | 260 | 2.7 |
| W4594 | 18 | 430 | 56 | 3.4 |
| W4595 | 5 | 95 | 24 | 2.7 |
| W4596 | 13 | 82 | 66 | 0.7 |
| W4597 | 9 | 110 | 49 | 3.2 |
| W4598 | 22 | 100 | 80 | 3.6 |
| W4633 | 14 | 110 | 34 | 3.3 |
| W4634 | 9 | 60 | 16 | 2.5 |
| W4635 | 8 | 82 | 20 | 2.2 |
| W4636 | 16 | 94 | 46 | 2.7 |
| W4637 | 8 | 67 | 29 | 2.7 |
| W4638 | 7 | 39 | 38 | 2.7 |
| W4639 | 7 | 52 | 60 | 2.5 |
| W4640 | 8 | 58 | 54 | 2.4 |
| W4641 | 14 | 160 | 160 | 2.6 |
| W4642 | 6 | 100 | 95 | 2.5 |
| W4643 | 7 | 66 | 50 | 2.5 |

| SAMPLE | CU PPM | ZN PPM | PB PPM | U PPM |
|---|---|---|---|---|
| W4644 | 6 | 67 | 62 | 2.3 |
| W4645 | 16 | 140 | 100 | 3.0 |
| W4646 | 7 | 51 | 27 | 3.0 |
| W4647 | NSS | NSS | NSS | NSS |
| W4648 | 17 | 95 | 45 | 3.1 |
| W4649 | 31 | 280 | 590 | 3.3 |
| W4650 | 14 | 130 | 68 | 2.7 |
| W4651 | 22 | 190 | 220 | 2.1 |
| W4652 | 26 | 170 | 260 | 2.4 |
| W4653 | 8 | 28 | 8 | 3.2 |
| W4654 | 9 | 27 | 7 | 3.0 |
| W4655 | 14 | 72 | 43 | 2.6 |
| W4656 | 13 | 54 | 28 | 3.0 |
| W4657 | 17 | 68 | 21 | 2.8 |
| W4658 | 16 | 100 | 37 | 2.2 |
| W4659 | 13 | 39 | 23 | 2.2 |
| W4660 | 5 | 16 | 11 | 2.8 |
| W4661 | 8 | 49 | 16 | 2.6 |
| W4662 | 9 | 57 | 20 | 2.3 |
| W4663 | 10 | 47 | 20 | 2.7 |
| W4664 | 9 | 31 | 15 | 3.0 |
| W4665 | 8 | 26 | 8 | 3.0 |
| W4666 | 8 | 32 | 11 | 3.2 |
| W4667 | 9 | 57 | 20 | 2.5 |
| W4668 | 8 | 43 | 18 | 2.7 |
| W4669 | 7 | 39 | 15 | 2.8 |
| W4670 | 8 | 35 | 24 | 2.4 |
| W4671 | 23 | 110 | 28 | NSS |
| W4672 | 15 | 25 | 18 | NSS |
| W4673 | 7 | 17 | 8 | NSS |
| W4674 | 6 | 55 | 31 | 3.6 |
| W4675 | 12 | 55 | 17 | 2.5 |
| W4676 | 12 | 60 | 20 | 3.0 |
| W4677 | 9 | 62 | 29 | 3.0 |
| W4678 | 14 | 69 | 34 | 2.7 |
| W4679 | 7 | 22 | 9 | 2.7 |
| W4680 | 13 | 71 | 28 | 2.6 |
| W4681 | 15 | 71 | 34 | 3.4 |
| W4682 | 20 | 94 | 40 | 3.7 |
| W4683 | 11 | 37 | 22 | 2.6 |
| W4684 | 13 | 61 | 37 | 2.9 |
| W4685 | 29 | 48 | 59 | 2.7 |
| W4686 | 15 | 72 | 30 | 2.3 |
| W4687 | 12 | 62 | 35 | 2.8 |
| W4688 | 16 | 90 | 54 | 3.0 |
| W4689 | 14 | 77 | 40 | 2.5 |
| W4690 | 16 | 96 | 53 | 3.1 |
| W4691 | 11 | 81 | 35 | 2.3 |
| W4692 | 14 | 65 | 20 | 2.8 |
| W4693 | NSS | NSS | NSS | NSS |
| W4694 | 14 | 59 | 11 | 2.6 |
| W4695 | 12 | 56 | 8 | 2.5 |
| W4696 | 14 | 37 | 34 | 2.8 |
| W4697 | 9 | 32 | 6 | 2.5 |
| W4698 | 10 | 38 | 2 | 2.8 |
| W4699 | 12 | 45 | 12 | 2.5 |

| SAMPLE | CU PPM | ZN PPM | PB PPM | U PPM |
|---|---|---|---|---|
| W4700 | 8 | 23 | 13 | 3.3 |
| W4701 | 6 | 38 | 15 | 3.3 |
| W4702 | 10 | 45 | 20 | 2.8 |
| W4702A | NSS | NSS | NSS | NSS |
| W4703 | 8 | 29 | 9 | 3.3 |
| W4707 | 14 | 61 | 27 | 2.9 |
| W4708 | 12 | 66 | 23 | 2.7 |
| W4709 | 8 | 42 | 15 | 2.5 |
| W4710 | 12 | 46 | 19 | 2.6 |
| W4711 | 12 | 56 | 15 | 2.7 |
| W4712 | 7 | 46 | 12 | 3.1 |
| W4713 | 7 | 12 | 7 | 3.0 |
| W4714 | 19 | 82 | 33 | 3.0 |
| W4715 | 13 | 58 | 26 | 2.7 |
| W4716 | 12 | 60 | 21 | 2.8 |
| W4717 | 14 | 66 | 20 | 2.5 |
| W4718 | 9 | 41 | 18 | 2.3 |
| W4719 | 13 | 41 | 17 | 3.0 |
| W4720 | 17 | 74 | 23 | 2.8 |
| W4721 | 13 | 65 | 17 | 2.7 |
| W4722 | 14 | 59 | 14 | 2.8 |
| W4723 | 12 | 67 | 18 | 2.3 |
| W4724 | 9 | 58 | 20 | 2.3 |
| W4725 | 12 | 58 | 12 | 2.5 |
| W4726 | 5 | 5 | 3 | 2.7 |
| W4727 | 12 | 36 | 10 | 2.6 |
| W4728 | 6 | 19 | 5 | 2.4 |
| W4729 | 10 | 50 | 9 | 2.5 |
| W4730 | 13 | 46 | 9 | 2.1 |
| W4731 | 15 | 60 | 9 | 2.7 |
| W4732 | 12 | 51 | 12 | 2.7 |
| W4733 | 14 | 38 | 8 | 2.2 |
| W4734 | 10 | 41 | 14 | 2.5 |
| W4735 | 18 | 94 | 23 | 2.7 |
| W4736 | 14 | 55 | 23 | 2.6 |
| W4737 | 8 | 30 | 11 | 2.5 |
| W4738 | 10 | 24 | 29 | 3.1 |
| W4739 | 13 | 60 | 25 | 3.1 |
| W4740 | 14 | 67 | 23 | 2.9 |
| W4741 | 11 | 44 | 31 | 3.5 |
| W4742 | 7 | 25 | 17 | 3.8 |
| W4743 | 20 | 70 | 26 | 3.0 |
| W4744 | 8 | 44 | 26 | 3.2 |
| W4745 | 12 | 70 | 27 | 1.0 |
| W4746 | 13 | 65 | 32 | 2.8 |
| W4747 | 12 | 55 | 23 | 3.0 |
| W4748 | 13 | 60 | 25 | 3.2 |
| W4749 | 6 | 29 | 15 | 3.0 |
| W4750 | 9 | 51 | 22 | 3.1 |
| W4751 | 9 | 46 | 24 | 2.9 |
| W4752 | 15 | 61 | 15 | 2.7 |
| W4753 | 25 | 45 | 29 | 2.8 |
| W4754 | 8 | 52 | 23 | 2.8 |
| W4755 | 8 | 73 | 30 | 2.8 |
| W4756 | 8 | 55 | 28 | 3.5 |
| W4757 | 8 | 42 | 18 | 3.0 |

| SAMPLE | CU PPM | ZN PPM | PB PPM | U PPM |
|---|---|---|---|---|
| W4758 | 11 | 69 | 30 | 3.2 |
| W4759 | NSS | NSS | NSS | NSS |
| W4760 | NSS | NSS | NSS | NSS |
| W4761 | NSS | NSS | NSS | NSS |
| W4762 | 6 | 20 | 17 | 4.3 |
| W4763 | 8 | 54 | 22 | 3.1 |
| W4764 | NSS | NSS | NSS | NSS |
| W4765 | 9 | 55 | 32 | 3.1 |
| W4765A | 8 | 37 | 20 | 2.8 |
| W4766 | 11 | 67 | 33 | 2.9 |
| W4767 | 13 | 77 | 20 | 3.2 |
| W4768 | 14 | 130 | 95 | 3.9 |
| W4769 | 23 | 140 | 68 | 3.1 |
| W4770 | 12 | 110 | 43 | 4.3 |
| W4771 | 10 | 92 | 20 | 2.9 |
| W4772 | 9 | 62 | 20 | 2.9 |
| W4773 | 19 | 130 | 50 | 3.0 |
| W4774 | 52 | 490 | 240 | 3.5 |
| W4775 | 51 | 460 | 270 | 3.8 |
| W4776 | 58 | 380 | 300 | 3.6 |
| W4777 | 13 | 110 | 33 | 2.9 |
| W4778 | 8 | 46 | 20 | 2.7 |
| W4779 | 20 | 110 | 55 | 3.0 |
| W4780 | 14 | 65 | 40 | 2.7 |
| W4781 | 19 | 100 | 70 | 2.8 |
| W4782 | 10 | 65 | 24 | 2.9 |
| W4783 | 15 | 80 | 35 | 3.0 |
| W4784 | 20 | 88 | 42 | 2.5 |
| W4785 | 9 | 42 | 33 | 3.0 |
| W4786 | 17 | 77 | 46 | 2.8 |
| W4787 | 18 | 92 | 47 | 2.9 |
| W4788 | 16 | 76 | 38 | 2.5 |
| W4789 | 13 | 110 | 43 | 2.6 |
| W4790 | 14 | 78 | 42 | 2.9 |
| W4791 | 17 | 150 | 50 | 4.2 |
| W4792 | 12 | 31 | 44 | 5.5 |
| W4793 | 16 | 94 | 44 | 2.9 |
| W4794 | 19 | 98 | 56 | 3.0 |
| W4795 | 17 | 110 | 47 | 2.7 |
| W4796 | 15 | 55 | 44 | 3.2 |
| W4797 | 13 | 68 | 65 | 2.9 |
| W4798 | 16 | 85 | 49 | 3.1 |
| W4799 | 16 | 88 | 48 | 2.7 |
| W4800 | 12 | 52 | 27 | 2.8 |
| W4801 | 15 | 66 | 44 | NSS |
| W5000 | 16 | 77 | 21 | 2.8 |
| W5001 | 14 | 91 | 13 | 2.9 |
| W5002 | 16 | 75 | 10 | 2.3 |
| W5003 | 14 | 56 | 11 | 2.3 |
| W5004 | 19 | 71 | 15 | 2.2 |
| W5005 | 33 | 110 | 30 | 1.9 |
| W5006 | 15 | 53 | 47 | 4.3 |
| W5007 | 25 | 78 | 29 | 2.3 |
| W5008 | 30 | 71 | 35 | 1.9 |
| W5009 | 30 | 110 | 39 | 2.1 |
| W5010 | 13 | 53 | 33 | 2.0 |

| SAMPLE | CU PPM | ZN PPM | PB PPM | U PPM |
|---|---|---|---|---|
| W5011 | 29 | 110 | 53 | 2.2 |
| W5012 | 30 | 99 | 39 | 2.4 |
| W5013 | 18 | 70 | 89 | 3.5 |
| W5014 | 45 | 130 | 45 | 2.1 |
| W5015 | 28 | 92 | 35 | 2.0 |
| W5016 | 29 | 120 | 39 | 2.8 |
| W5017 | 14 | 33 | 28 | 3.0 |
| W5018 | 18 | 56 | 47 | 3.3 |
| W5019 | 18 | 82 | 39 | 2.4 |
| W5020 | 13 | 75 | 29 | 2.5 |
| W5021 | 48 | 160 | 78 | 2.2 |
| W5022 | 22 | 120 | 63 | 3.3 |
| W5023 | 31 | 170 | 78 | 3.9 |
| W5024 | 14 | 67 | 27 | 2.6 |
| W5025 | 11 | 41 | 31 | 5.6 |
| W5026 | 15 | 89 | 83 | 2.3 |
| W5027 | 15 | 82 | 37 | 3.0 |
| W5028 | 14 | 80 | 36 | 2.5 |
| W5029 | 19 | 110 | 43 | 3.5 |
| W5030 | 18 | 60 | 20 | 2.1 |
| W5031 | 22 | 71 | 53 | 2.7 |
| W5032 | 30 | 160 | 36 | NSS |
| W5033 | 6 | 9 | 38 | 4.8 |
| W5034 | NSS | NSS | NSS | NSS |
| W5035 | 13 | 78 | 43 | 3.2 |
| W5036 | 12 | 64 | 55 | 2.8 |
| W5037 | 18 | 100 | 65 | 5.2 |
| W5038 | 14 | 62 | 24 | 2.8 |
| W5039 | 30 | 130 | 65 | 3.1 |
| W5040 | 21 | 58 | 27 | 3.1 |
| W5041 | 20 | 110 | 31 | 2.6 |
| W5042 | 18 | 100 | 57 | 3.6 |
| W5043 | 29 | 140 | 58 | 2.6 |
| W5043A | 28 | 95 | 47 | NSS |
| W5044 | NSS | NSS | NSS | NSS |
| W5045 | 22 | 120 | 57 | 2.9 |
| W5046 | 20 | 90 | 17 | 2.0 |
| W5047 | 19 | 89 | 20 | 2.7 |
| W5048 | 10 | 60 | 12 | 2.3 |
| W5049 | 16 | 63 | 22 | 2.8 |
| W5050 | 19 | 130 | 27 | 2.7 |
| W5051 | 12 | 56 | 27 | 3.5 |
| W5052 | 24 | 36 | 10 | NSS |
| W5053 | 29 | 130 | 38 | 2.4 |
| W5054 | 28 | 130 | 34 | 2.0 |
| W5055 | 12 | 100 | 32 | 2.7 |
| W5056 | 54 | 150 | 41 | 2.1 |
| W5057 | 32 | 93 | 28 | 1.9 |
| W5058 | 13 | 52 | 20 | 2.4 |
| W5059 | 46 | 130 | 47 | 1.9 |
| W5060 | 19 | 58 | 28 | 2.5 |
| W5061 | 48 | 83 | 35 | 1.9 |
| W5062 | 56 | 130 | 33 | 1.6 |
| W5063 | 43 | 110 | 36 | 1.3 |
| W5064 | 52 | 120 | 29 | 1.1 |
| W5065 | 8 | 34 | 32 | 3.2 |

| SAMPLE | CU PPM | ZN PPM | PB PPM | U PPM |
|---|---|---|---|---|
| W5066 | 14 | 53 | 27 | 3.0 |
| W5067 | 8 | 34 | 21 | 3.2 |
| W5068 | 12 | 68 | 32 | 2.9 |
| W5069 | 8 | 16 | 18 | 3.2 |
| W5070 | 20 | 130 | 55 | 2.9 |
| W5071 | 12 | 84 | 21 | 2.5 |
| W5072 | 10 | 51 | 29 | 3.4 |
| W5073 | 18 | 81 | 48 | 2.7 |
| W5074 | 15 | 66 | 20 | 2.3 |
| W5075 | 14 | 59 | 27 | 1.9 |
| W5076 | 9 | 75 | 29 | 2.3 |
| W5077 | 19 | 96 | 70 | 2.3 |
| W5078 | 15 | 190 | 81 | 2.5 |
| W5079 | 18 | 83 | 28 | 2.9 |
| W5080 | 25 | 330 | 86 | 2.7 |
| W5081 | 12 | 73 | 19 | 2.2 |
| W5082 | 22 | 160 | 170 | 2.7 |
| W5083 | 9 | 47 | 46 | 2.6 |
| W5084 | 15 | 120 | 62 | 2.8 |
| W5085 | 9 | 84 | 24 | 2.2 |
| W5086 | 53 | 130 | 77 | 2.0 |
| W5087 | 25 | 140 | 76 | 2.2 |
| W5088 | 9 | 50 | 26 | 2.3 |
| W5089 | 18 | 130 | 64 | 2.1 |
| W5090 | 12 | 69 | 32 | 2.4 |
| W5091 | 15 | 110 | 46 | 2.1 |
| W5092 | 8 | 56 | 15 | 2.6 |
| W5093 | 16 | 78 | 47 | 2.3 |
| W5094 | 60 | 140 | 130 | 5.9 |
| W5095 | 12 | 52 | 42 | 2.8 |
| W5157 | 12 | 68 | 24 | 2.7 |
| W5158 | 9 | 53 | 18 | 2.3 |
| W5159 | 13 | 91 | 35 | 2.8 |
| W5160 | 12 | 80 | 21 | 2.8 |
| W5161 | 10 | 59 | 20 | 2.8 |
| W5162 | 11 | 52 | 22 | 2.7 |
| W5163 | 13 | 54 | 29 | 3.2 |
| W5164 | 14 | 64 | 18 | 3.0 |
| W5165 | 14 | 72 | 23 | 2.8 |
| W5166 | 14 | 88 | 28 | 2.3 |
| W5167 | 10 | 75 | 32 | 2.8 |
| W5168 | 14 | 71 | 14 | 2.8 |
| W5169 | 12 | 64 | 26 | 2.8 |
| W5170 | 12 | 63 | 22 | 2.8 |
| W5171 | 9 | 70 | 24 | 3.0 |
| W5172 | 14 | 84 | 33 | 3.4 |
| W5173 | 11 | 75 | 22 | 3.4 |
| W5174 | 14 | 94 | 29 | 3.0 |
| W5175 | 9 | 58 | 31 | 3.0 |
| W5176 | 8 | 42 | 18 | 2.6 |
| W5177 | 6 | 46 | 20 | 2.8 |
| W5178 | 8 | 46 | 14 | 2.6 |
| W5179 | 12 | 72 | 34 | 2.4 |
| W5180 | 12 | 72 | 29 | 2.9 |
| W5181 | 12 | 76 | 30 | 3.1 |
| W5182 | 8 | 39 | 18 | 3.1 |

| SAMPLE | CU PPM | ZN PPM | PB PPM | U PPM |
|---|---|---|---|---|
| W5183 | 6 | 35 | 15 | 3.2 |
| W5184 | 7 | 43 | 20 | 3.0 |
| W5185 | 10 | 59 | 23 | 2.7 |
| W5186 | 12 | 74 | 22 | 2.8 |
| W5187 | 13 | 75 | 17 | 2.5 |
| W5188 | 9 | 80 | 12 | 2.2 |
| W5189 | 8 | 54 | 13 | 2.4 |
| W5190 | 12 | 75 | 20 | 2.5 |
| W5191 | 12 | 72 | 21 | 2.5 |
| W5192 | 11 | 75 | 25 | 2.8 |
| W5193 | 14 | 130 | 55 | 3.5 |
| W5194 | 12 | 78 | 45 | 3.4 |
| W5195 | 8 | 79 | 36 | 2.8 |
| W5196 | 8 | 50 | 39 | 3.0 |
| W5197 | 9 | 44 | 25 | 3.0 |
| W5198 | 8 | 83 | 67 | 3.3 |
| W5199 | 7 | 70 | 55 | 3.0 |
| W5200 | 8 | 67 | 62 | 3.6 |
| W5201 | 8 | 58 | 46 | 2.9 |
| W5202 | 5 | 46 | 32 | 2.9 |
| W5203 | 6 | 50 | 24 | 3.0 |
| W5204 | 8 | 64 | 35 | 3.3 |
| W5205 | 10 | 68 | 36 | 3.9 |
| W5206 | 13 | 60 | 35 | 3.2 |
| W5207 | 15 | 85 | 42 | 3.4 |
| W5208 | 12 | 71 | 34 | 3.2 |
| W5209 | 12 | 60 | 25 | 2.9 |
| W5210 | 8 | 57 | 35 | 2.9 |
| W5211 | 9 | 54 | 27 | 2.5 |
| W5212 | 7 | 36 | 20 | 2.9 |
| W5213 | 14 | 85 | 42 | 2.8 |
| W5214 | 13 | 81 | 37 | 2.5 |
| W5215 | 13 | 80 | 58 | 2.9 |
| W5216 | 3 | 42 | 17 | 2.6 |
| W5217 | 9 | 51 | 29 | 3.4 |
| W5218 | 5 | 40 | 17 | 3.5 |
| W5219 | 8 | 65 | 27 | 4.2 |
| W5220 | 4 | 35 | 22 | 3.3 |
| W5221 | 10 | 74 | 29 | 2.8 |
| W5222 | 10 | 69 | 22 | 3.4 |
| W5223 | 7 | 55 | 16 | 2.4 |

NSS - NOT SUFFICIENT SAMPLE

| SAMPLE | CU PPM | ZN PPM | PB PPM | U PPM |
|---|---|---|---|---|
| W4599 | 11 | 49 | 18 | 2.7 |
| W4600 | 12 | 54 | 15 | 2.3 |
| W4601 | 9 | 53 | 25 | 2.5 |
| W4602 | 12 | 64 | 28 | 2.6 |
| W4603 | 8 | 37 | 22 | 2.8 |
| W4604 | 7 | 39 | 22 | 3.3 |
| W4605 | 7 | 63 | 23 | 2.7 |
| W4606 | 12 | 65 | 22 | 2.7 |
| W4607 | 12 | 58 | 29 | 2.7 |
| W4608 | 15 | 100 | 30 | 2.8 |
| W4609 | 12 | 120 | 35 | 3.0 |
| W4610 | 14 | 100 | 28 | 2.9 |
| W4611 | 16 | 110 | 26 | 3.1 |
| W4612 | 14 | 50 | 32 | 3.1 |
| W4613 | 14 | 65 | 23 | 2.5 |
| W4614 | 17 | 85 | 29 | 3.0 |
| W4615 | 14 | 73 | 26 | 2.4 |
| W4616 | 37 | 140 | 400 | 3.7 |
| W4617 | 13 | 110 | 67 | 2.5 |
| W4618 | 12 | 60 | 53 | 2.8 |
| W4619 | 14 | 86 | 34 | 2.4 |
| W4620 | 14 | 69 | 47 | 2.2 |
| W4621 | 20 | 120 | 80 | 2.4 |
| W4622 | 13 | 130 | 36 | 2.4 |
| W4623 | 15 | 110 | 22 | 2.4 |
| W4624 | 15 | 110 | 78 | 2.8 |
| W4625 | 13 | 84 | 80 | 3.0 |
| W4626 | 12 | 79 | 54 | 2.0 |
| W4627 | 14 | 65 | 63 | 2.5 |
| W4628 | 18 | 90 | 56 | 2.5 |
| W4629 | 13 | 60 | 43 | 2.5 |
| W4630 | 17 | 80 | 45 | 2.6 |
| W4631 | 17 | 86 | 48 | 2.5 |
| W4632 | 13 | 76 | 51 | 2.4 |
| W4802 | 17 | 89 | 40 | 2.7 |
| W4803 | 18 | 120 | 48 | 2.9 |
| W4804 | 13 | 59 | 30 | 2.7 |
| W4805 | 14 | 77 | 46 | 2.5 |
| W4806 | 33 | 320 | 75 | 1.3 |
| W4807 | 14 | 66 | 37 | 2.3 |
| W4808 | 59 | 380 | 170 | 1.2 |
| W4809 | 12 | 69 | 34 | 1.9 |
| W4810 | 16 | 110 | 48 | 2.0 |
| W4811 | 17 | 130 | 73 | 3.0 |
| W4812 | 21 | 100 | 42 | 2.3 |
| W4813 | 15 | 90 | 18 | 2.2 |
| W4814 | 16 | 100 | 46 | 2.1 |
| W4815 | 22 | 140 | 55 | 2.2 |
| W4816 | 15 | 120 | 78 | 2.5 |
| W4817 | 13 | 71 | 39 | 2.1 |
| W4818 | 10 | 90 | 59 | 2.7 |
| W4819 | 20 | 160 | 65 | 2.2 |
| W4820 | 18 | 140 | 60 | 2.4 |
| W4821 | 19 | 170 | 63 | 2.5 |
| W4822 | 18 | 170 | 49 | 2.6 |

| SAMPLE | CU PPM | ZN PPM | PB PPM | U PPM |
|---|---|---|---|---|
| W4823 | 16 | 160 | 58 | 2.4 |
| W4824 | 19 | 230 | 53 | 3.6 |
| W4825 | 16 | 200 | 52 | 2.7 |
| W4826 | 15 | 120 | 53 | 2.4 |
| W4827 | 16 | 140 | 73 | 3.0 |
| W4828 | 17 | 130 | 92 | 2.6 |
| W4829 | 20 | 84 | 110 | 3.7 |
| W4830 | 8 | 71 | 52 | 4.3 |
| W4831 | 18 | 160 | 66 | 2.7 |
| W4832 | 14 | 70 | 57 | 3.5 |
| W4833 | 22 | 120 | 110 | 10.4 |
| W4834 | 14 | 100 | 94 | 4.3 |
| W4835 | 8 | 79 | 63 | 3.2 |
| W4836 | 18 | 170 | 110 | 2.8 |
| W4837 | 8 | 94 | 44 | 2.9 |
| W4838 | 8 | 54 | 42 | 3.3 |
| W4839 | 12 | 83 | 59 | 3.0 |
| W4840 | 17 | 130 | 71 | 2.1 |
| W4841 | 17 | 90 | 110 | 3.2 |
| W4842 | 33 | 290 | 130 | 1.7 |
| W4843 | 12 | 130 | 54 | 2.9 |
| W4844 | 15 | 110 | 78 | 2.8 |
| W4845 | 13 | 93 | 66 | 2.9 |
| W4846 | 14 | 110 | 68 | 3.4 |
| W4847 | 8 | 73 | 59 | 3.7 |
| W4848 | 20 | 210 | 110 | 2.8 |
| W4849 | 38 | 220 | 170 | 3.6 |
| W4850 | 13 | 94 | 83 | 3.2 |
| W4851 | 28 | 140 | 140 | 2.8 |
| W4852 | 20 | 110 | 55 | 2.7 |
| W4853 | 36 | 280 | 240 | 3.3 |
| W4854 | 16 | 130 | 53 | 2.2 |
| W4855 | 16 | 120 | 43 | 2.6 |
| W4856 | 27 | 170 | 95 | 2.1 |
| W4857 | 14 | 100 | 42 | 2.4 |
| W4858 | 13 | 110 | 52 | 2.9 |
| W4859 | 9 | 59 | 25 | 4.7 |
| W4860 | 10 | 130 | 34 | 2.7 |
| W4861 | 12 | 94 | 46 | 3.0 |
| W4862 | 11 | 91 | 59 | 3.3 |
| W4863 | 16 | 160 | 130 | 3.2 |
| W4865 | 11 | 110 | 63 | 2.9 |
| W4866 | 15 | 160 | 100 | 3.0 |
| W4867 | 18 | 140 | 180 | 4.6 |
| W4868 | 22 | 210 | 290 | 8.4 |
| W4869 | 13 | 110 | 78 | 4.9 |
| W4870 | 35 | 350 | 100 | 5.4 |
| W4871 | 13 | 120 | 50 | 2.7 |
| W4872 | 42 | 290 | 87 | 2.8 |
| W4873 | 17 | 110 | 53 | 3.2 |
| W4874 | 16 | 120 | 69 | 2.5 |
| W4875 | 13 | 110 | 54 | 2.3 |
| W4876 | 20 | 160 | 73 | 2.4 |
| W4877 | 26 | 200 | 92 | 2.2 |
| W4878 | 24 | 290 | 150 | 2.3 |
| W4879 | 24 | 220 | 71 | 2.5 |

| SAMPLE | CU PPM | ZN PPM | PB PPM | U PPM |
|---|---|---|---|---|
| W4880 | 13 | 100 | 60 | 2.5 |
| W4881 | 16 | 120 | 83 | 2.7 |
| W4882 | 33 | 180 | 170 | 3.8 |
| W4883 | 21 | 100 | 120 | 2.7 |
| W4884 | 17 | 130 | 71 | 2.4 |
| W4885 | 15 | 110 | 82 | 3.0 |
| W4886 | 12 | 100 | 60 | 3.0 |
| W4887 | 16 | 130 | 77 | 2.7 |
| W4888 | 28 | 210 | 140 | 2.3 |
| W4889 | 12 | 89 | 76 | 2.4 |
| W4890 | 12 | 120 | 71 | 2.4 |
| W4891 | 10 | 110 | 72 | 2.4 |
| W4892 | 15 | 220 | 95 | 2.6 |
| W4893 | 8 | 70 | 55 | 3.2 |
| W4894 | 8 | 75 | 62 | 3.1 |
| W4895 | 19 | 120 | 47 | 3.2 |
| W4896 | 28 | 180 | 63 | 4.3 |
| W4897 | 10 | 190 | 61 | 3.0 |
| W4898 | 13 | 190 | 58 | 2.8 |
| W4899 | 11 | 170 | 65 | 2.9 |
| W4900 | 27 | 250 | 69 | 2.9 |
| W4901 | 13 | 200 | 50 | 2.9 |
| W4902 | 17 | 140 | 48 | 2.6 |
| W4903 | 14 | 160 | 52 | 2.8 |
| W4904 | 11 | 120 | 59 | 2.6 |
| W4905 | 15 | 140 | 110 | 2.6 |
| W4906 | 21 | 230 | 80 | 3.3 |
| W4907 | 15 | 130 | 68 | 2.4 |
| W4908 | 14 | 96 | 98 | 4.2 |
| W4909 | 11 | 140 | 55 | 3.3 |
| W4910 | 12 | 58 | 40 | 4.1 |
| W4911 | 13 | 64 | 44 | 3.0 |
| W4912 | 16 | 110 | 58 | 2.7 |
| W4913 | 22 | 110 | 93 | 2.8 |
| W4914 | 18 | 82 | 69 | 2.8 |
| W4915 | 14 | 65 | 52 | 2.7 |
| W4916 | 15 | 87 | 66 | 2.7 |
| W4917 | 20 | 140 | 68 | 3.2 |
| W4918 | 21 | 120 | 82 | 2.8 |
| W4919 | 14 | 100 | 70 | 2.8 |
| W4920 | 16 | 120 | 66 | 2.8 |
| W4921 | 10 | 62 | 56 | 2.6 |
| W4922 | 14 | 81 | 52 | 3.1 |
| W4923 | 17 | 110 | 80 | 2.8 |
| W4924 | 12 | 80 | 67 | 3.1 |
| W4925 | 18 | 160 | 69 | 2.8 |
| W4926 | 12 | 60 | 90 | 3.1 |
| W4927 | 12 | 65 | 43 | 2.5 |
| W4929 | 10 | 49 | 37 | 2.8 |
| W4930 | 15 | 110 | 68 | 2.5 |
| W4931 | 9 | 40 | 40 | 3.2 |
| W4933 | 21 | 110 | 48 | 2.8 |
| W4934 | 18 | 130 | 43 | 2.3 |
| W4935 | 14 | 97 | 43 | 3.0 |
| W4936 | 15 | 100 | 42 | 2.8 |
| W4937 | 16 | 110 | 40 | 2.7 |

| SAMPLE | CU PPM | ZN PPM | PB PPM | U PPM |
|---|---|---|---|---|
| W4938 | 15 | 110 | 40 | 2.2 |
| W4939 | 13 | 82 | 48 | 2.8 |
| W4940 | 15 | 95 | 41 | 2.2 |
| W4941 | 15 | 97 | 51 | 2.7 |
| W4942 | 11 | 55 | 31 | 2.8 |
| W4943 | 17 | 94 | 43 | 2.6 |
| W4944 | 18 | 130 | 57 | 2.3 |
| W4945 | 15 | 96 | 43 | 2.6 |
| W4946 | 22 | 160 | 52 | 2.9 |
| W4947 | 18 | 150 | 54 | 2.6 |
| W4948 | 20 | 190 | 63 | 3.2 |
| W4949 | 15 | 92 | 52 | 2.5 |
| W4950 | 19 | 150 | 83 | 3.2 |
| W4951 | 15 | 140 | 140 | 2.7 |
| W4952 | 16 | 120 | 53 | 2.5 |
| W4954 | 19 | 130 | 61 | 3.0 |
| W4956 | 18 | 140 | 55 | 2.3 |
| W4957 | 16 | 120 | 53 | 2.5 |
| W4957A | 15 | 110 | 56 | 2.9 |
| W4959 | 13 | 120 | 98 | 2.3 |
| W4960 | 17 | 130 | 120 | 1.1 |
| W4961 | 23 | 170 | 95 | 2.0 |
| W4964 | 12 | 89 | 71 | 2.2 |
| W4965 | 18 | 110 | 58 | 1.9 |
| W4965A | 15 | 100 | 49 | 2.4 |
| W4967 | 16 | 95 | 47 | 2.5 |
| W4968 | 15 | 120 | 54 | 2.0 |
| W4969 | 9 | 72 | 85 | 2.5 |
| W4971 | 15 | 120 | 56 | 2.5 |
| W4973 | 19 | 260 | 75 | 2.3 |
| W4974 | 16 | 140 | 63 | 2.5 |
| W4975 | 30 | 140 | 250 | 2.3 |
| W4976 | 13 | 120 | 55 | 2.4 |
| W4977 | 16 | 140 | 83 | 3.1 |
| W4978 | 22 | 140 | 79 | 2.7 |
| W4979 | 13 | 70 | 84 | 3.5 |
| W4980 | 19 | 110 | 77 | 2.8 |
| W4981 | 10 | 64 | 32 | 2.7 |
| W4982 | 17 | 120 | 78 | 2.5 |
| W4983 | 12 | 73 | 40 | 3.3 |
| W4985 | 15 | 120 | 74 | 2.7 |
| W4986 | 15 | 110 | 53 | 2.3 |
| W4987 | 10 | 140 | 55 | 3.1 |
| W5096 | 18 | 180 | 110 | 3.9 |
| W5097 | 15 | 130 | 180 | 2.3 |
| W5098 | 12 | 100 | 150 | 2.4 |
| W5099 | 19 | 210 | 76 | 2.7 |
| W5100 | 16 | 130 | 110 | 2.6 |
| W5101 | 14 | 99 | 160 | 2.6 |
| W5102 | 14 | 130 | 110 | 2.2 |
| W5103 | 19 | 170 | 170 | 2.9 |
| W5104 | 8 | 53 | 44 | 3.7 |
| W5105 | 10 | 96 | 93 | 2.4 |
| W5106 | 10 | 94 | 100 | 2.8 |
| W5107 | 17 | 150 | 98 | 2.6 |
| W5108 | 16 | 240 | 250 | 3.5 |

| SAMPLE | CU PPM | ZN PPM | PB PPM | U PPM |
|---|---|---|---|---|
| M5109 | 15 | 170 | 58 | 2.7 |
| M5110 | 15 | 160 | 65 | 3.1 |
| M5111 | 23 | 200 | 180 | 2.6 |
| M5112 | 12 | 82 | 30 | 3.1 |
| M5113 | 8 | 80 | 35 | 3.3 |
| M5114 | 20 | 150 | 180 | 2.7 |
| M5115 | 11 | 56 | 36 | 2.7 |
| M5117 | 16 | 140 | 44 | 2.4 |
| M5119 | 17 | 150 | 37 | 3.4 |
| M5120 | 12 | 270 | 49 | 3.6 |
| M5121 | 14 | 140 | 52 | 4.0 |
| M5122 | 8 | 80 | 28 | 2.3 |
| M5123 | 8 | 41 | 25 | 2.5 |
| M5124 | 8 | 59 | 26 | 2.8 |
| M5125 | 9 | 89 | 27 | 2.3 |
| M5126 | 18 | 200 | 54 | 2.4 |
| M5127 | 10 | 78 | 29 | 2.5 |
| M5128 | 11 | 75 | 35 | 2.6 |
| M5129 | 7 | 58 | 22 | 2.6 |
| M5130 | 8 | 78 | 18 | 2.4 |
| M5131 | 15 | 120 | 41 | 2.9 |
| M5132 | 7 | 74 | 28 | 2.9 |
| M5133 | 17 | 130 | 29 | 3.3 |
| M5134 | 25 | 150 | 32 | 4.0 |
| M5137 | 14 | 120 | 28 | 2.9 |
| M5138 | 18 | 97 | 42 | 2.8 |
| M5139 | 14 | 80 | 63 | 2.4 |
| M5140 | 18 | 82 | 270 | 4.4 |
| M5141 | 20 | 140 | 94 | 3.5 |
| M5142 | 9 | 50 | 85 | 5.0 |
| M5143 | 12 | 110 | 32 | 2.4 |
| M5144 | 8 | 68 | 35 | 3.0 |
| M5145 | 7 | 72 | 35 | 1.9 |
| M5146 | 15 | 120 | 55 | 2.8 |
| M5147 | 9 | 97 | 38 | 2.5 |
| M5148 | 8 | 74 | 27 | 2.7 |
| M5149 | 8 | 83 | 46 | 3.0 |
| M5150 | 13 | 110 | 54 | 3.0 |
| M5151 | 8 | 80 | 35 | 3.0 |
| M5152 | 11 | 88 | 58 | 3.0 |
| M5153 | 8 | 100 | 22 | 2.1 |
| M5154 | 17 | 96 | 24 | 2.4 |
| M5155 | 7 | 75 | 28 | 3.0 |
| M5156 | 8 | 110 | 47 | 3.6 |
| M5157 | 7 | 100 | 29 | 3.4 |
| M5224 | 20 | 130 | 53 | 2.4 |
| M5225 | 25 | 190 | 150 | 2.2 |
| M5226 | 18 | 170 | 92 | 2.3 |
| M5227 | 10 | 100 | 28 | 1.9 |
| M5228 | 10 | 69 | 30 | 2.5 |
| M5229 | 12 | 79 | 36 | 2.6 |
| M5230 | 14 | 97 | 53 | 2.3 |
| M5231 | 9 | 71 | 31 | 2.7 |
| M5232 | 11 | 83 | 28 | 2.3 |
| M5233 | 12 | 100 | 36 | 2.7 |
| M5234 | 10 | 120 | 49 | 2.5 |

| SAMPLE | CU PPM | ZN PPM | PB PPM | U PPM |
|---|---|---|---|---|
| M5235 | 12 | 100 | 54 | 2.5 |
| M5236 | 17 | 130 | 80 | 3.1 |
| M5237 | 14 | 110 | 63 | 2.7 |
| M5238 | 15 | 120 | 57 | 2.4 |
| M5239 | 19 | 130 | 63 | 2.3 |
| M5240 | 12 | 120 | 58 | 2.3 |
| M5241 | 19 | 160 | 95 | 7.6 |
| M5242 | 6 | 60 | 46 | 3.1 |
| M5245 | 13 | 150 | 69 | 3.0 |
| M5246 | 22 | 180 | 140 | 9.2 |
| M5247 | 59 | 250 | 270 | 19.0 |
| M5248 | 12 | 180 | 59 | 2.9 |
| M5249 | 24 | 200 | 98 | 5.7 |
| M5250 | 54 | 270 | 670 | 14.7 |
| M5251 | 14 | 94 | 46 | 2.6 |
| M5252 | 6 | 82 | 41 | 4.5 |
| M5253 | 8 | 85 | 33 | 3.7 |
| M5254 | 9 | 73 | 83 | 3.3 |
| M5255 | 7 | 95 | 36 | 4.7 |
| M5256 | 7 | 80 | 35 | 3.6 |
| M5257 | 9 | 62 | 44 | 2.2 |
| M5258 | 13 | 98 | 62 | 3.4 |
| M5259 | 16 | 170 | 100 | 7.2 |
| M5260 | 8 | 66 | 58 | 2.8 |
| M5261 | 8 | 80 | 82 | 2.6 |
| M5262 | 8 | 46 | 29 | 3.3 |
| M5263 | 14 | 90 | 91 | 6.3 |
| M5264 | 8 | 85 | 43 | 3.2 |
| M5265 | 16 | 140 | 70 | 2.2 |
| M5266 | 28 | 170 | 68 | 1.8 |
| M5267 | 6 | 65 | 39 | 3.5 |
| M5268 | 6 | 56 | 27 | 3.2 |
| M5269 | 20 | 160 | 66 | 2.6 |
| M5270 | 12 | 110 | 55 | 2.3 |
| M5271 | 12 | 110 | 46 | 2.1 |
| M5272 | 10 | 93 | 33 | 2.6 |
| M5273 | 8 | 90 | 46 | 2.2 |
| M5274 | 9 | 140 | 43 | 2.5 |
| M5275 | 18 | 130 | 72 | 2.1 |
| M5276 | 22 | 160 | 77 | 2.6 |
| M5277 | 14 | 120 | 52 | 2.1 |
| M5278 | 12 | 82 | 42 | 2.2 |
| M5279 | 12 | 100 | 41 | 2.3 |
| M5280 | 16 | 110 | 170 | 4.6 |
| M5281 | 7 | 86 | 65 | 3.8 |
| M5282 | 8 | 120 | 44 | 2.6 |
| M5283 | 8 | 85 | 49 | 2.7 |
| M5284 | 12 | 150 | 130 | 3.2 |
| M5286 | 12 | 98 | 46 | 2.7 |
| M5287 | 28 | 210 | 71 | 1.2 |
| M5288 | 13 | 130 | 37 | 2.3 |
| M5289 | 28 | 150 | 77 | 1.6 |
| M5290 | 27 | 160 | 59 | 2.9 |
| M5291 | 18 | 120 | 42 | 2.6 |
| M5292 | 10 | 68 | 35 | 2.8 |
| M5293 | 11 | 59 | 65 | 2.7 |

| SAMPLE | CU PPM | ZN PPM | PB PPM | U PPM |
|---|---|---|---|---|
| M5294 | 17 | 76 | 47 | 2.2 |
| M5295 | 13 | 94 | 52 | 2.5 |
| M5296 | 15 | 140 | 45 | 2.4 |
| M5297 | 9 | 69 | 38 | 2.8 |
| M5298 | 16 | 140 | 56 | 2.6 |
| M5299 | 12 | 110 | 49 | 2.6 |
| M5300 | 16 | 150 | 58 | 2.2 |
| M5301 | 17 | 120 | 47 | 1.5 |
| M5302 | 22 | 150 | 59 | 2.4 |
| M5303 | 15 | 220 | 66 | 1.7 |
| M5304 | 11 | 140 | 64 | 2.3 |
| M5305 | 13 | 140 | 54 | 2.8 |
| M5306 | 12 | 220 | 120 | 3.7 |
| M5307 | 11 | 200 | 130 | 3.9 |
| M5308 | 10 | 190 | 65 | 3.1 |
| M5309 | 8 | 160 | 82 | 3.4 |
| M5310 | 3 | 34 | 38 | 2.4 |
| M5311 | 5 | 59 | 45 | 2.2 |
| M5312 | 8 | 120 | 46 | 3.1 |
| M5313 | 8 | 110 | 39 | 2.7 |
| M5314 | 7 | 110 | 30 | 5.8 |
| M5315 | 6 | 42 | 36 | 3.4 |
| M5316 | 18 | 94 | 36 | 1.8 |
| M5317 | 12 | 160 | 46 | 2.2 |
| M5318 | 6 | 46 | 29 | 2.5 |
| M5319 | 18 | 130 | 72 | 2.6 |
| M5320 | 15 | 180 | 60 | 2.4 |
| M5321 | 22 | 180 | 95 | 2.5 |
| M5322 | 12 | 120 | 60 | 3.3 |
| M5323 | 29 | 260 | 83 | 5.0 |
| M5324 | 15 | 220 | 50 | 3.4 |
| M5325 | 7 | 120 | 31 | 2.6 |
| M5326 | 5 | 27 | 22 | 2.3 |
| M5327 | 10 | 130 | 30 | 2.6 |
| M5328 | 10 | 180 | 43 | 1.9 |
| M5329 | 22 | 190 | 23 | 2.5 |
| M5330 | 18 | 84 | 23 | 2.5 |
| M5332 | 6 | 120 | 33 | 2.5 |
| M5333 | 8 | 110 | 36 | 2.7 |
| M5334 | 7 | 70 | 41 | 2.3 |
| M5335 | 11 | 98 | 36 | 3.0 |
| M5336 | 13 | 99 | 47 | 2.1 |
| M5337 | 10 | 110 | 45 | 2.4 |
| M5338 | 11 | 100 | 40 | 2.3 |
| M5339 | 12 | 78 | 43 | 1.9 |
| M5340 | 12 | 83 | 42 | 2.6 |
| M5341 | 6 | 45 | 27 | 2.8 |
| M5342 | 10 | 80 | 24 | 2.3 |
| M5343 | 11 | 83 | 34 | 2.0 |
| M5344 | 6 | 54 | 23 | 2.6 |
| M5345 | 11 | 84 | 33 | 2.6 |
| M5346 | 10 | 90 | 34 | 2.5 |
| M5347 | 8 | 64 | 44 | 2.5 |
| M5348 | 7 | 59 | 43 | 2.4 |
| M5349 | 8 | 78 | 49 | 2.6 |
| M5350 | 5 | 42 | 51 | 5.2 |

| SAMPLE | CU PPM | ZN PPM | PB PPM | U PPM |
|---|---|---|---|---|
| M5351 | 10 | 97 | 33 | 3.8 |
| M5352 | 10 | 91 | 51 | 2.5 |
| M5353 | 14 | 140 | 59 | 2.9 |
| M5354 | 8 | 81 | 39 | 3.1 |
| M5355 | 6 | 47 | 28 | 3.3 |
| M5356 | 7 | 70 | 39 | 2.5 |
| M5357 | 8 | 89 | 37 | 2.6 |
| M5358 | 11 | 120 | 44 | 2.5 |
| M5359 | 6 | 100 | 27 | 2.6 |
| M5360 | 17 | 190 | 51 | 2.7 |
| M5361 | 7 | 71 | 40 | 2.2 |
| M5362 | 13 | 140 | 34 | 2.6 |
| M5363 | 20 | 350 | 120 | 3.8 |
| M5364 | 23 | 280 | 700 | 6.0 |
| M5365 | 9 | 110 | 65 | 3.3 |
| M5367 | 10 | 100 | 43 | 2.5 |
| M5368 | 5 | 73 | 34 | 2.9 |
| M5369 | 7 | 110 | 26 | 2.2 |
| M5370 | 5 | 68 | 29 | 2.9 |
| M5372 | 7 | 130 | 31 | 3.5 |
| M5373 | 6 | 65 | 39 | 3.2 |
| M5374 | 7 | 96 | 39 | 2.3 |
| M5375 | 7 | 110 | 68 | 2.9 |
| M5376 | 5 | 82 | 32 | 2.9 |
| M5377 | 11 | 100 | 44 | 2.6 |
| M5378 | 16 | 180 | 44 | 3.1 |
| M5379 | 6 | 98 | 27 | 2.2 |
| M5380 | 7 | 110 | 26 | 2.4 |
| M5381 | 8 | 82 | 43 | 2.6 |

| SAMPLE | CU PPM | ZN PPM | PB PPM | U PPM |
|---|---|---|---|---|
| W5400 | 5 | 37 | 24 | 4.2 |
| W5401 | 14 | 85 | 66 | 3.0 |
| W5402 | 6 | 79 | 40 | 3.1 |
| W5403 | 13 | 98 | 59 | 3.3 |
| W5404 | 6 | 110 | 34 | 2.7 |
| W5405 | 14 | 170 | 47 | NSS |
| W5406 | 8 | 120 | 42 | 3.4 |
| W5407 | 2 | 32 | 20 | 3.9 |
| W5408 | 19 | 200 | 270 | 11.5 |
| W5409 | 13 | 120 | 82 | 5.4 |
| W5410 | 8 | 90 | 77 | 4.0 |
| W5412 | 17 | 120 | 50 | 3.0 |
| W5413 | 6 | 69 | 40 | 2.7 |
| W5414 | 12 | 140 | 37 | 2.7 |
| W5460 | 4 | 52 | 34 | 5.6 |
| W5461 | 26 | 100 | 200 | 5.3 |
| W5462 | 13 | 160 | 140 | 3.2 |
| W5463 | 7 | 100 | 57 | 7.1 |
| W5464 | 5 | 84 | 56 | 10.8 |
| W5465 | 8 | 130 | 52 | 8.2 |
| W5466 | 8 | 84 | 55 | 11.0 |
| W5467 | 12 | 120 | 60 | 20.3 |
| W5468 | 18 | 110 | 71 | 15.0 |
| W5469 | 22 | 160 | 230 | 4.5 |
| W5470 | 8 | 110 | 29 | 2.5 |
| W5471 | 6 | 93 | 28 | 2.6 |
| W5472 | 10 | 130 | 39 | 2.7 |
| W5473 | 7 | 86 | 35 | 2.6 |
| W5474 | 9 | 82 | 27 | 2.4 |
| W5475 | 8 | 60 | 33 | 3.4 |
| W5476 | 5 | 40 | 30 | 4.1 |
| W5477 | 8 | 61 | 31 | 2.1 |
| W5478 | 12 | 86 | 52 | 2.9 |
| W5479 | 12 | 140 | 44 | 2.8 |
| W5480 | 20 | 140 | 87 | 5.7 |
| W5481 | 7 | 76 | 53 | 6.9 |
| W5482 | 5 | 70 | 120 | 5.3 |
| W5483 | 8 | 100 | 91 | 6.8 |
| W5484 | 7 | 42 | 67 | 9.1 |
| W5485 | 13 | 150 | 77 | 9.4 |
| W5486 | 14 | 69 | 66 | 6.7 |
| W5487 | 4 | 30 | 43 | 7.4 |
| W5490 | 15 | 63 | 100 | NSS |
| W5491 | 13 | 74 | 87 | 3.8 |
| W5492 | 26 | 140 | 82 | 3.7 |
| W5494 | 6 | 73 | 26 | 3.2 |
| W5495 | 8 | 96 | 26 | 2.6 |
| W5496 | 6 | 51 | 26 | 2.9 |
| W5497 | 10 | 67 | 20 | 2.7 |
| W5498 | 11 | 95 | 30 | 2.5 |
| W5499 | 3 | 24 | 22 | 3.3 |
| W5500 | 6 | 100 | 18 | 2.6 |
| W5501 | 8 | 120 | 29 | 2.0 |
| W5502 | 15 | 80 | 37 | 2.7 |
| W5503 | 4 | 75 | 20 | 2.7 |

| SAMPLE | CU PPM | ZN PPM | PB PPM | U PPM |
|---|---|---|---|---|
| W5504 | 8 | 78 | 28 | 1.8 |
| W5505 | 12 | 69 | 34 | 2.7 |
| W5506 | 12 | 63 | 30 | 2.5 |
| W5507 | 8 | 55 | 27 | 2.6 |
| W5508 | 11 | 94 | 42 | 3.0 |
| W5509 | 9 | 80 | 32 | 2.5 |
| W5510 | 6 | 48 | 22 | 3.1 |
| W5511 | 12 | 120 | 42 | 3.4 |
| W5512 | 12 | 90 | 37 | 3.2 |
| W5513 | 14 | 82 | 37 | 3.0 |
| W5514 | 6 | 50 | 27 | 3.1 |
| W5515 | 8 | 52 | 32 | 2.6 |
| W5516 | 7 | 68 | 28 | 2.8 |
| W5517 | 13 | 90 | 32 | 2.6 |
| W5518 | 11 | 56 | 43 | 2.8 |
| W5519 | 15 | 92 | 35 | 3.3 |
| W5520 | 16 | 85 | 37 | 2.9 |
| W5521 | 10 | 62 | 27 | 2.2 |
| W5522 | 14 | 75 | 33 | 2.5 |
| W5523 | 13 | 97 | 30 | 2.8 |
| W5524 | 9 | 68 | 27 | 2.6 |
| W5525 | 14 | 75 | 36 | 2.4 |
| W5526 | 6 | 55 | 34 | 2.8 |
| W5527 | 16 | 120 | 47 | NSS |
| W5528 | 12 | 87 | 28 | 2.4 |
| W5529 | 15 | 86 | 140 | 2.5 |
| W5530 | 7 | 40 | 34 | 3.5 |
| W5531 | 6 | 42 | 35 | 2.9 |
| W5532 | 8 | 63 | 29 | 2.2 |
| W5533 | 5 | 30 | 19 | 3.7 |
| W5534 | 5 | 35 | 31 | 3.1 |
| W5535 | 7 | 43 | 30 | 2.9 |
| W5536 | 4 | 48 | 25 | 3.7 |
| W5537 | 16 | 120 | 63 | 2.0 |
| W5538 | 4 | 54 | 34 | 3.3 |
| W5539 | 8 | 80 | 41 | 2.8 |
| W5540 | 12 | 73 | 55 | 2.9 |
| W5541 | 13 | 85 | 45 | 2.6 |
| W5542 | 5 | 43 | 29 | 2.7 |
| W5543 | 8 | 110 | 76 | 3.5 |
| W5544 | 5 | 64 | 31 | 2.6 |
| W5545 | 6 | 65 | 36 | 3.1 |
| W5546 | 6 | 53 | 43 | 3.2 |
| W5547 | 6 | 67 | 40 | 2.7 |
| W5548 | 9 | 87 | 51 | 2.9 |
| W5549 | 7 | 73 | 47 | 2.8 |
| W5550 | 4 | 60 | 44 | 2.0 |
| W5551 | 7 | 84 | 47 | 2.6 |
| W5554 | 9 | 78 | 42 | 2.8 |
| W5556 | 7 | 110 | 42 | 3.1 |
| W5557 | 13 | 590 | 800 | NSS |
| W5559 | 9 | 200 | 190 | 2.5 |
| W5560 | 6 | 190 | 47 | 2.4 |
| W5561 | 8 | 80 | 66 | 3.1 |
| W5562 | 8 | 110 | 78 | 2.3 |
| W5563 | 17 | 270 | 310 | NSS |

| SAMPLE | CU PPM | ZN PPM | PB PPM | U PPM |
|---|---|---|---|---|
| W5564 | 5 | 200 | 84 | 3.1 |
| W5565 | 7 | 110 | 51 | 2.6 |
| W5566 | 8 | 50 | 58 | 2.7 |
| W5568 | 6 | 70 | 44 | 2.5 |
| W5569 | 8 | 81 | 35 | 2.8 |
| W5570 | 18 | 72 | 84 | 3.3 |
| W5571 | 13 | 58 | 92 | 2.8 |
| W5572 | 16 | 200 | 130 | 2.9 |
| W5573 | 10 | 190 | 120 | 3.0 |
| W5574 | 7 | 82 | 54 | 2.5 |
| W5575 | 7 | 110 | 79 | 2.4 |
| W5579 | 43 | 510 | 510 | NSS |
| W5580 | 9 | 200 | 89 | 2.7 |
| W5582 | 11 | 110 | 69 | 2.7 |
| W5583 | 5 | 50 | 58 | 2.3 |
| W5584 | 14 | 63 | 62 | 2.5 |
| W5585 | 14 | 83 | 34 | 3.0 |
| W5586 | 9 | 78 | 45 | 3.0 |
| W5587 | 3 | 60 | 30 | 3.3 |
| W5588 | 5 | 67 | 28 | 2.2 |
| W5589 | 9 | 73 | 44 | 2.6 |
| W5590 | 7 | 74 | 39 | 2.7 |
| W5591 | 6 | 91 | 36 | 3.0 |
| W5592 | 6 | 55 | 39 | 3.4 |
| W5593 | 6 | 62 | 26 | 2.8 |
| W5594 | 5 | 62 | 30 | 3.1 |
| W5595 | 7 | 59 | 28 | 2.9 |
| W5596 | 7 | 49 | 32 | 2.8 |
| W5597 | 8 | 67 | 28 | 2.5 |
| W5598 | 7 | 60 | 45 | 2.5 |
| W5599 | 6 | 61 | 29 | 2.5 |
| W5600 | 4 | 52 | 32 | 3.4 |
| W5601 | 8 | 91 | 35 | 3.0 |
| W5602 | 4 | 47 | 34 | 3.7 |
| W5603 | 5 | 52 | 31 | 3.0 |
| W5604 | 9 | 84 | 27 | 2.7 |
| W5605 | 8 | 64 | 38 | 2.3 |
| W5606 | 6 | 60 | 29 | 2.6 |
| W5607 | 8 | 83 | 34 | 2.7 |
| W5608 | 6 | 60 | 33 | 2.7 |
| W5609 | 17 | 140 | 55 | NSS |
| W5610 | 12 | 92 | 50 | 2.6 |
| W5611 | 5 | 57 | 35 | 3.2 |
| W5612 | 11 | 110 | 52 | 3.0 |
| W5613 | 6 | 70 | 41 | 3.3 |
| W5614 | 7 | 75 | 35 | 3.0 |
| W5615 | 6 | 49 | 40 | 2.7 |
| W5616 | 8 | 72 | 33 | 2.5 |
| W5617 | 17 | 94 | 48 | 3.0 |
| W5618 | 8 | 62 | 43 | 2.7 |
| W5619 | 9 | 85 | 39 | 2.8 |
| W5620 | 4 | 48 | 27 | 2.7 |
| W5621 | 5 | 44 | 25 | 2.7 |
| W5622 | 8 | 140 | 43 | 3.0 |
| W5623 | 7 | 130 | 40 | 2.7 |
| W5624 | 10 | 100 | 76 | 3.1 |

| SAMPLE | CU PPM | ZN PPM | PB PPM | U PPM |
|---|---|---|---|---|
| W5625 | 6 | 70 | 51 | 3.2 |
| W5626 | 13 | 94 | 99 | 2.4 |
| W5627 | 13 | 140 | 100 | NSS |
| W5628 | 5 | 91 | 68 | 2.6 |
| W5636 | 7 | 79 | 46 | 2.7 |
| W5637 | 7 | 87 | 51 | 2.8 |
| W5638 | 4 | 72 | 50 | 3.0 |
| W5639 | 11 | 94 | 58 | 2.5 |
| W5640 | 4 | 48 | 55 | 3.3 |
| W5641 | 14 | 160 | 72 | 2.7 |
| W5642 | 8 | 92 | 48 | 2.5 |
| W5644 | 12 | 160 | 55 | 3.0 |
| W5645 | 7 | 77 | 42 | 2.5 |
| W5646 | 6 | 73 | 65 | 3.1 |
| W5647 | 8 | 41 | 41 | 1.9 |
| W5648 | 8 | 75 | 43 | 2.9 |
| W5649 | 6 | 80 | 36 | 2.9 |
| W5650 | 4 | 55 | 30 | 2.9 |
| W5651 | 6 | 72 | 51 | 3.0 |
| W5652 | 9 | 110 | 46 | NSS |
| W5653 | 4 | 43 | 25 | 3.4 |
| W5654 | 3 | 57 | 22 | 2.6 |
| W5655 | 6 | 67 | 42 | 2.3 |
| W5656 | 4 | 58 | 43 | 3.7 |
| W5657 | 8 | 100 | 43 | 2.7 |
| W5659 | 4 | 49 | 35 | 3.5 |
| W5660 | 3 | 75 | 27 | 2.5 |
| W5661 | 7 | 90 | 35 | 2.6 |
| W5662 | 9 | 100 | 50 | 2.3 |
| W5663 | 8 | 89 | 52 | 2.6 |
| W5664 | 6 | 67 | 28 | 2.5 |
| W5665 | 28 | 180 | 110 | NSS |
| W5667 | 4 | 93 | 25 | 3.5 |
| W5668 | 3 | 43 | 22 | 4.0 |
| W5669 | 3 | 46 | 35 | 6.1 |
| W5671 | 11 | 120 | 52 | 2.9 |
| W5672 | 5 | 60 | 34 | 3.4 |
| W5673 | 7 | 60 | 37 | 3.2 |
| W5674 | 15 | 130 | 58 | 2.3 |
| W5675 | 9 | 87 | 38 | 2.7 |
| W5676 | 3 | 43 | 43 | 3.1 |
| W5677 | 4 | 49 | 34 | 2.7 |
| W5678 | 8 | 84 | 45 | 2.7 |
| W5679 | 5 | 55 | 39 | 3.0 |
| W5680 | 8 | 42 | 44 | 2.6 |
| W5681 | 9 | 83 | 43 | 2.9 |
| W5682 | 10 | 110 | 34 | 2.8 |
| W5683 | 5 | 78 | 32 | 3.1 |
| W5684 | 9 | 110 | 40 | 2.7 |
| W5685 | 8 | 88 | 48 | 2.7 |
| W5686 | 9 | 52 | 28 | 2.6 |
| W5687 | 8 | 77 | 34 | 3.2 |
| W5688 | 14 | 120 | 44 | 2.9 |
| W5690 | 7 | 58 | 35 | 2.8 |
| W5691 | 6 | 78 | 42 | 3.3 |
| W5692 | 2 | 32 | 37 | 4.4 |

| SAMPLE | CU PPM | ZN PPM | PB PPM | U PPM |
|---|---|---|---|---|
| W5693 | 7 | 72 | 44 | 3.5 |
| W5694 | 8 | 78 | 36 | 3.7 |
| W5695 | 8 | 73 | 33 | 2.8 |
| W5696 | 5 | 58 | 29 | 3.1 |
| W5697 | 5 | 49 | 26 | 3.2 |
| W5698 | 7 | 53 | 23 | 2.9 |
| W5699 | 7 | 100 | 37 | 2.8 |
| W5700 | 8 | 91 | 50 | 2.9 |
| W5701 | 11 | 100 | 40 | 3.0 |
| W5702 | 7 | 73 | 47 | 3.0 |
| W5703 | 16 | 170 | 39 | 3.0 |
| W5704 | 9 | 92 | 34 | 2.5 |
| W5705 | 5 | 68 | 34 | 2.8 |
| W5706 | 15 | 110 | 48 | 3.2 |
| W5707 | 8 | 48 | 28 | 3.0 |
| W5708 | 11 | 85 | 32 | 2.4 |
| W5709 | 12 | 93 | 36 | 2.8 |
| W5710 | 8 | 46 | 28 | 2.3 |
| W5711 | 10 | 58 | 30 | 2.7 |
| W5712 | 11 | 150 | 52 | 2.9 |
| W5713 | 13 | 290 | 58 | 3.5 |
| W5714 | 12 | 160 | 44 | 2.6 |
| W5715 | 7 | 97 | 39 | 2.6 |
| W5716 | 7 | 63 | 33 | 3.3 |
| W5717 | 7 | 110 | 32 | 2.4 |
| W5718 | 11 | 130 | 43 | 2.8 |
| W5719 | 8 | 110 | 55 | 2.9 |
| W5720 | 8 | 66 | 48 | 2.7 |
| W5721 | 13 | 57 | 43 | 3.6 |
| W5722 | 9 | 75 | 42 | 2.8 |
| W5723 | 15 | 140 | 54 | NSS |
| W5724 | 8 | 72 | 37 | 2.6 |
| W5725 | 7 | 37 | 32 | 3.5 |
| W5726 | 8 | 76 | 35 | 3.0 |
| W5727 | 14 | 83 | 45 | 2.6 |
| W5728 | 10 | 80 | 38 | 2.9 |
| W5729 | 9 | 60 | 41 | 2.8 |
| W5730 | 11 | 89 | 48 | 3.0 |
| W5731 | 6 | 55 | 38 | 2.4 |
| W5732 | 8 | 70 | 34 | 3.9 |
| W5733 | 13 | 110 | 42 | 2.4 |
| W5734 | 7 | 56 | 35 | 3.0 |
| W5735 | 8 | 61 | 35 | 2.4 |
| W5736 | 12 | 98 | 43 | 2.9 |
| W5737 | 8 | 78 | 32 | 2.0 |
| W5738 | 9 | 84 | 44 | 2.8 |
| W5739 | 10 | 110 | 39 | 3.3 |
| W5740 | 5 | 55 | 40 | 2.7 |
| W6000 | 10 | 97 | 46 | 2.9 |
| W6001 | 10 | 110 | 40 | 2.8 |
| W6002 | 8 | 88 | 48 | 3.3 |
| W6003 | 13 | 190 | 60 | 2.8 |
| W6004 | 15 | 200 | 63 | 3.3 |
| W6005 | 12 | 180 | 42 | 3.5 |
| W6006 | 15 | 200 | 65 | 7.9 |
| W6008 | 22 | 280 | 100 | 11.4 |

| SAMPLE | CU PPM | ZN PPM | PB PPM | U PPM |
|---|---|---|---|---|
| W6009 | 11 | 160 | 56 | 4.8 |
| W6010 | 20 | 340 | 220 | 6.9 |
| W6011 | 14 | 180 | 77 | 2.7 |
| W6012 | 14 | 100 | 78 | 2.8 |
| W6013 | 5 | 56 | 38 | 2.7 |
| W6014 | 7 | 92 | 61 | 3.2 |
| W6015 | 5 | 80 | 35 | 2.9 |
| W6016 | 6 | 77 | 34 | 2.5 |
| W6017 | 6 | 45 | 30 | 2.2 |
| W6018 | 14 | 130 | 53 | 2.7 |
| W6019 | 10 | 150 | 58 | 3.1 |
| W6020 | 13 | 200 | 69 | 4.7 |
| W6021 | 6 | 44 | 34 | 3.6 |
| W6022 | 28 | 250 | 95 | NSS |
| W6023 | 19 | 230 | 78 | 12.8 |
| W6024 | 12 | 110 | 54 | 7.4 |
| W6025 | 16 | 180 | 88 | 4.8 |
| W6026 | 15 | 140 | 66 | 4.0 |
| W6027 | 22 | 240 | 600 | 7.4 |
| W6028 | 17 | 190 | 330 | 5.5 |
| W6029 | 11 | 130 | 65 | 4.9 |
| W6030 | 10 | 78 | 35 | 2.8 |
| W6031 | 10 | 120 | 42 | 2.9 |
| W6032 | 6 | 71 | 31 | 3.3 |
| W6033 | 46 | 250 | 100 | 10.2 |
| W6034 | 9 | 84 | 33 | 3.1 |
| W6035 | 13 | 110 | 47 | 3.0 |
| W6036 | 18 | 170 | 62 | 3.3 |
| W6037 | 14 | 180 | 51 | 2.7 |
| W6038 | 33 | 370 | 220 | 16.4 |
| W6039 | 13 | 140 | 87 | 9.3 |
| W6039A | 19 | 240 | 140 | 40.6 |
| W6040 | 11 | 230 | 82 | 7.6 |
| W6041 | 10 | 140 | 130 | 5.5 |
| W6042 | 29 | 280 | 380 | 9.3 |
| W6043 | 9 | 67 | 100 | 10.5 |
| W6044 | 10 | 110 | 70 | 3.9 |
| W6045 | 7 | 27 | 47 | 11.6 |
| W6046 | 18 | 230 | 80 | NSS |
| W6047 | 7 | 140 | 53 | 10.7 |
| W6048 | 8 | 91 | 73 | 6.4 |
| W6049 | 17 | 170 | 100 | 8.9 |
| W6050 | 13 | 170 | 68 | 7.2 |
| W6051 | 18 | 140 | 75 | 12.2 |
| W6052 | 19 | 170 | 82 | 9.3 |
| W6053 | 12 | 160 | 78 | 10.4 |
| W6054 | 14 | 140 | 41 | 3.3 |
| W6055 | 12 | 160 | 35 | 2.3 |
| W6056 | 23 | 240 | 62 | 3.2 |
| W6057 | 10 | 130 | 43 | 2.7 |
| W6058 | 16 | 170 | 66 | 3.1 |
| W6059 | 11 | 98 | 34 | 3.3 |
| W6060 | 18 | 150 | 53 | 2.7 |
| W6062 | 12 | 130 | 46 | 2.5 |
| W6063 | 5 | 82 | 30 | 2.8 |
| W6064 | 23 | 230 | 61 | 3.3 |

| SAMPLE | CU PPM | ZN PPM | PB PPM | U PPM |
|---|---|---|---|---|
| W6065 | 9 | 84 | 55 | 7.8 |
| W6066 | 15 | 110 | 91 | 16.1 |
| W6067 | 20 | 210 | 74 | 8.1 |
| W6068 | 22 | 170 | 57 | 14.1 |
| W6069 | 13 | 99 | 46 | 9.3 |
| W6070 | 6 | 87 | 42 | 9.6 |
| W6071 | 18 | 210 | 93 | NSS |
| W6072 | 9 | 180 | 53 | 4.4 |
| W6073 | 9 | 64 | 46 | 11.5 |
| W6074 | 14 | 110 | 87 | 6.4 |
| W6075 | 15 | 110 | 83 | 4.2 |
| W6077 | 13 | 150 | 53 | 3.8 |
| W6078 | 21 | 210 | 82 | 2.9 |
| W6079 | 12 | 150 | 36 | 3.2 |
| W6080 | 8 | 110 | 54 | 4.1 |
| W6081 | 14 | 140 | 210 | 7.4 |
| W6082 | 9 | 110 | 65 | 5.3 |
| W6083 | 12 | 160 | 37 | 5.0 |
| W6084 | 9 | 110 | 35 | 2.8 |
| W6085 | 11 | 130 | 82 | 2.6 |
| W6086 | 18 | 130 | 65 | 4.2 |
| W6087 | 10 | 93 | 37 | 2.5 |
| W6088 | 8 | 82 | 36 | 3.7 |
| W6089 | 10 | 110 | 35 | 2.9 |
| W6090 | 6 | 55 | 35 | 3.7 |
| W6091 | 6 | 65 | 56 | 3.8 |
| W6092 | 12 | 100 | 38 | 3.5 |
| W6093 | 9 | 100 | 34 | 3.3 |
| W6094 | 8 | 140 | 30 | 1.9 |
| W6095 | 7 | 90 | 36 | 3.4 |
| W6096 | 12 | 150 | 47 | NSS |
| W6097 | 8 | 89 | 44 | 2.8 |
| W6098 | 5 | 68 | 27 | 2.4 |
| W6099 | 10 | 94 | 40 | 2.5 |
| W6100 | 7 | 77 | 29 | 2.4 |
| W6101 | 7 | 80 | 35 | 3.0 |
| W6102 | 6 | 100 | 34 | 2.6 |
| W6103 | 12 | 94 | 34 | 2.9 |
| W6104 | 10 | 75 | 42 | 2.7 |
| W6105 | 8 | 53 | 43 | 3.7 |
| W6106 | 21 | 120 | 53 | 2.7 |
| W6107 | 9 | 55 | 34 | 2.9 |
| W6108 | 12 | 100 | 28 | 2.6 |
| W6109 | 15 | 110 | 42 | 3.0 |
| W6110 | 12 | 130 | 100 | 4.0 |
| W6111 | 6 | 87 | 32 | 3.1 |
| W6112 | 10 | 120 | 34 | 2.5 |
| W6113 | 13 | 130 | 47 | NSS |
| W6114 | 13 | 110 | 47 | 2.5 |
| W6115 | 14 | 110 | 48 | 2.8 |
| W6116 | 12 | 91 | 40 | 2.5 |
| W6117 | 9 | 55 | 35 | 2.5 |
| W6118 | 13 | 98 | 49 | 3.4 |
| W6119 | 10 | 200 | 34 | 2.0 |
| W6120 | 8 | 69 | 31 | 2.9 |
| W6121 | 15 | 92 | 48 | 2.7 |

| SAMPLE | CU PPM | ZN PPM | PB PPM | U PPM |
|---|---|---|---|---|
| W6122 | 9 | 73 | 42 | 3.4 |
| W6123 | 10 | 82 | 47 | 3.3 |
| W6124 | 13 | 120 | 35 | 2.4 |
| W6125 | 14 | 96 | 47 | 3.0 |
| W6126 | 17 | 87 | 38 | 4.0 |
| W6127 | 12 | 88 | 25 | 2.8 |
| W6128 | 7 | 59 | 29 | 2.9 |
| W6129 | 11 | 77 | 27 | 2.4 |
| W6130 | 12 | 110 | 34 | 2.9 |
| W6131 | 15 | 97 | 35 | 2.5 |
| W6133 | 6 | 50 | 70 | 3.1 |
| W6134 | 10 | 87 | 110 | 3.3 |
| W6135 | 14 | 58 | 110 | 3.6 |
| W6136 | 5 | 39 | 53 | 3.4 |
| W6137 | 4 | 46 | 39 | 2.5 |
| W6138 | 6 | 46 | 29 | 2.6 |
| W6139 | 5 | 45 | 40 | 3.0 |
| W6140 | 14 | 90 | 61 | 2.3 |
| W6141 | 13 | 83 | 65 | 3.1 |
| W6142 | 5 | 40 | 37 | 2.7 |
| W6143 | 5 | 78 | 31 | 2.9 |
| W6144 | 12 | 110 | 56 | 2.2 |
| W6145 | 9 | 78 | 59 | 2.7 |
| W6146 | 14 | 120 | 45 | 2.6 |
| W6147 | 5 | 67 | 30 | 2.4 |
| W6148 | 7 | 63 | 41 | 2.4 |
| W6149 | 7 | 83 | 32 | 2.6 |
| W6150 | 12 | 96 | 43 | 2.1 |
| W6151 | 8 | 63 | 46 | 2.4 |
| W6152 | 7 | 80 | 37 | 2.8 |
| W6153 | 10 | 75 | 46 | 2.6 |
| W6154 | 9 | 62 | 26 | 2.3 |
| W6155 | 8 | 84 | 32 | 2.5 |
| W6156 | 16 | 110 | 55 | 2.9 |
| W6157 | 10 | 90 | 32 | 2.1 |
| W6158 | 13 | 95 | 43 | 2.7 |
| W6159 | 12 | 91 | 37 | 2.4 |
| W6160 | 8 | 100 | 33 | 2.3 |
| W6161 | 5 | 54 | 30 | 2.3 |
| W6162 | 13 | 93 | 48 | 2.5 |
| W6163 | 5 | 70 | 25 | 2.5 |
| W6164 | 9 | 89 | 44 | 2.3 |
| W6165 | 9 | 55 | 32 | 2.1 |
| W6166 | 8 | 66 | 27 | 2.4 |
| W6167 | 15 | 55 | 20 | 2.0 |
| W6168 | 7 | 63 | 32 | 2.4 |
| W6169 | 8 | 100 | 33 | 2.1 |
| W6171 | 13 | 84 | 30 | 2.3 |
| W6172 | 11 | 79 | 30 | 2.5 |
| W6173 | 8 | 68 | 39 | 2.5 |
| W6174 | 5 | 60 | 110 | 2.3 |
| W6175 | 12 | 100 | 43 | 2.5 |
| W6176 | 5 | 43 | 28 | 2.2 |
| W6177 | 5 | 42 | 37 | 2.7 |
| W6178 | 8 | 74 | 32 | 1.9 |
| W6179 | 7 | 57 | 25 | 2.3 |

| SAMPLE | CU PPM | ZN PPM | PB PPM | U PPM |
|---|---|---|---|---|
| W6180 | 8 | 71 | 29 | 2.2 |
| W6181 | 12 | 90 | 41 | 2.3 |
| W6182 | 13 | 80 | 36 | 2.6 |
| W6183 | 7 | 66 | 20 | 2.5 |
| W6184 | 7 | 65 | 27 | 2.2 |
| W6185 | 6 | 42 | 29 | 2.9 |
| W6186 | 8 | 52 | 37 | 2.4 |
| W6187 | 12 | 94 | 34 | 2.2 |
| W6188 | 8 | 71 | 34 | 5.1 |
| W6189 | 6 | 50 | 34 | 2.5 |
| W6190 | 8 | 60 | 34 | 2.6 |
| W6191 | 8 | 96 | 35 | 2.0 |
| W6192 | 8 | 75 | 40 | 2.5 |
| W6193 | 6 | 47 | 35 | 2.7 |
| W6194 | 6 | 59 | 32 | 2.6 |
| W6195 | 12 | 75 | 82 | 3.3 |
| W6196 | 8 | 88 | 130 | 3.2 |
| W6197 | 11 | 120 | 140 | 2.8 |
| W6198 | 8 | 82 | 86 | 2.8 |
| W6199 | 10 | 110 | 79 | 2.5 |
| W6200 | 6 | 45 | 120 | 5.8 |
| W6201 | 3 | 26 | 54 | 3.3 |
| W6202 | 15 | 140 | 100 | 3.2 |
| W6203 | 8 | 54 | 73 | 2.6 |
| W6204 | 17 | 120 | 94 | 2.1 |
| W6205 | 8 | 63 | 44 | 2.9 |
| W6206 | 5 | 46 | 51 | 2.6 |
| W6207 | 7 | 70 | 47 | 2.3 |
| W6208 | 20 | 100 | 90 | NSS |
| W6209 | 6 | 42 | 46 | 3.3 |
| W6210 | 15 | 160 | 80 | 2.6 |
| W6211 | 7 | 56 | 120 | 3.3 |
| W6213 | 18 | 200 | 150 | 2.8 |
| W6214 | 7 | 61 | 70 | 3.3 |
| W6215 | 6 | 57 | 32 | 2.3 |
| W6216 | 6 | 57 | 34 | 2.2 |
| W6217 | 8 | 58 | 43 | 2.3 |
| W6218 | 8 | 63 | 34 | 2.9 |
| W6219 | 13 | 100 | 38 | 2.4 |
| W6220 | 8 | 58 | 26 | 4.2 |
| W6221 | 9 | 60 | 31 | 2.3 |
| W6222 | 10 | 80 | 49 | 2.4 |
| W6223 | 5 | 38 | 23 | 2.5 |
| W6224 | 9 | 71 | 27 | 2.6 |
| W6225 | 6 | 53 | 23 | 2.5 |
| W6226 | 12 | 87 | 34 | 2.6 |
| W6227 | 7 | 72 | 32 | 2.5 |
| W6228 | 7 | 53 | 27 | 2.6 |
| W6229 | 11 | 72 | 46 | 2.1 |
| W6230 | 12 | 120 | 39 | 2.4 |
| W6231 | 9 | 74 | 27 | 2.2 |
| W6232 | 7 | 56 | 40 | 2.2 |
| W6233 | 3 | 22 | 19 | 3.3 |
| W6234 | 10 | 100 | 35 | 2.9 |
| W6235 | 8 | 79 | 34 | 2.5 |
| W6236 | 10 | 110 | 42 | 2.8 |

| SAMPLE | CU PPM | ZN PPM | PB PPM | U PPM |
|---|---|---|---|---|
| W6237 | 12 | 110 | 58 | 2.7 |
| W6238 | 8 | 63 | 45 | 2.7 |
| W6239 | 9 | 73 | 34 | 2.7 |
| W6240 | 9 | 71 | 43 | 3.1 |
| W6241 | 13 | 88 | 50 | 2.9 |
| W6242 | 11 | 91 | 53 | 2.6 |
| W6243 | 12 | 110 | 43 | 2.2 |
| W6244 | 6 | 53 | 44 | 3.0 |
| W6245 | 10 | 86 | 49 | 2.9 |
| W6246 | 14 | 100 | 54 | 2.8 |
| W6247 | 8 | 56 | 33 | 2.8 |
| W6248 | 11 | 110 | 56 | 2.8 |
| W6249 | 15 | 140 | 100 | 3.8 |
| W6250 | 22 | 310 | 140 | 3.3 |
| W6251 | 9 | 120 | 48 | NSS |
| W6252 | 13 | 130 | 40 | 2.7 |
| W6253 | 10 | 83 | 58 | 3.0 |
| W6254 | 12 | 160 | 46 | 2.4 |
| W6255 | 9 | 110 | 65 | 2.8 |
| W6256 | 7 | 72 | 45 | 3.7 |
| W6257 | 10 | 80 | 48 | 2.5 |
| W6258 | 8 | 88 | 35 | 2.2 |
| W6259 | 9 | 110 | 43 | 2.4 |
| W6260 | 14 | 110 | 51 | 2.3 |
| W6261A | 12 | 69 | 46 | 2.5 |
| W6261B | 12 | 61 | 66 | 1.7 |
| W6263 | 14 | 96 | 59 | 2.8 |
| W6264 | 12 | 77 | 39 | 2.7 |
| W6265 | 14 | 85 | 35 | 2.2 |
| W6266 | 9 | 100 | 37 | 2.6 |
| W6267 | 8 | 80 | 50 | 2.6 |
| W6268 | 8 | 82 | 37 | 2.4 |
| W6269 | 4 | 27 | 30 | 3.3 |
| W6270 | 9 | 78 | 47 | 2.7 |
| W6271 | 8 | 68 | 31 | 2.3 |
| W6272 | 5 | 80 | 27 | 3.0 |
| W6273 | 8 | 100 | 33 | 2.2 |
| W6274 | 9 | 110 | 31 | 2.3 |
| W6275 | 9 | 120 | 47 | 2.9 |
| W6276 | 11 | 200 | 76 | 3.5 |
| W6277 | 9 | 120 | 36 | 2.9 |
| W6278 | 4 | 66 | 34 | 3.1 |
| W6279 | 7 | 110 | 36 | 2.6 |
| W6280 | 6 | 95 | 31 | 3.1 |
| W6281 | 10 | 110 | 26 | 2.1 |
| W6282 | 9 | 96 | 38 | 2.3 |
| W6283 | 7 | 94 | 28 | 2.6 |
| W6284 | 12 | 120 | 35 | 2.6 |
| W6285 | 8 | 130 | 37 | 3.0 |
| W6286 | 6 | 74 | 58 | 3.4 |
| W6287 | 9 | 100 | 58 | 2.5 |
| W6288 | 10 | 110 | 66 | 2.9 |
| W6289 | 9 | 79 | 43 | 2.7 |
| W6290 | 7 | 100 | 44 | 3.0 |
| W6291 | 9 | 85 | 46 | 2.7 |
| W6292 | 6 | 82 | 25 | 3.0 |

| SAMPLE | CU PPM | ZN PPM | PB PPM | U PPM |
|---|---|---|---|---|
| W6293 | 5 | 70 | 31 | 2.8 |
| W6294 | 6 | 90 | 36 | 2.8 |
| W6295 | 11 | 99 | 59 | 2.9 |
| W6296 | 4 | 38 | 19 | 2.9 |
| W6297 | 5 | 64 | 34 | 2.7 |
| W6298 | 8 | 61 | 34 | 2.7 |
| W6299 | 12 | 110 | 50 | 2.5 |
| W6300 | 13 | 160 | 41 | 2.5 |
| W6301 | 12 | 120 | 34 | 2.5 |
| W6302 | 8 | 110 | 36 | 2.4 |
| W6303 | 12 | 78 | 35 | 3.3 |
| W6304 | 12 | 100 | 46 | 3.1 |
| W6305 | 13 | 120 | 45 | 2.6 |
| W6306 | 10 | 200 | 41 | NSS |
| W6307 | 7 | 100 | 23 | 2.6 |
| W6308 | 10 | 130 | 39 | 2.9 |
| W6309 | 8 | 200 | 28 | 2.7 |
| W6310 | 8 | 180 | 33 | 2.2 |
| W6311 | 7 | 110 | 29 | 2.8 |
| W6312 | 15 | 260 | 67 | 2.8 |
| W6313 | 6 | 94 | 61 | 3.5 |
| W6314 | 5 | 88 | 27 | 2.9 |
| W6315 | 6 | 120 | 39 | 3.2 |
| W6317 | 16 | 180 | 76 | 2.4 |
| W6318 | 7 | 88 | 42 | 3.6 |
| W6319 | 8 | 90 | 46 | 3.3 |
| W6320 | 7 | 67 | 34 | 2.7 |
| W6321 | 7 | 58 | 42 | 3.1 |
| W6322 | 8 | 99 | 31 | 2.8 |
| W6323 | 15 | 120 | 37 | 3.3 |
| W6324 | 15 | 140 | 48 | 2.5 |
| W6325 | 14 | 64 | 56 | 2.8 |
| W6326 | 15 | 91 | 51 | 2.6 |
| W6327 | 14 | 120 | 47 | 2.8 |
| W6328 | 10 | 110 | 36 | 2.5 |
| W6329 | 8 | 79 | 35 | 2.5 |
| W6330 | 5 | 77 | 32 | 2.9 |
| W6331 | 8 | 100 | 35 | 2.6 |
| W6332 | 7 | 78 | 35 | 2.5 |
| W6333 | 8 | 62 | 36 | 2.6 |
| W6334 | 6 | 66 | 31 | 2.7 |
| W6335 | 11 | 110 | 51 | 2.5 |
| W6336 | 11 | 140 | 47 | 2.9 |
| W6337 | 12 | 110 | 48 | 2.8 |
| W6338 | 7 | 90 | 37 | 2.9 |
| W6339 | 10 | 100 | 39 | 2.6 |
| W6340 | 9 | 100 | 52 | 3.2 |

NSS - NOT SUFFICIENT SAMPLE

| SAMPLE | CU PPM | ZN PPM | PB PPM | U PPM |
|---|---|---|---|---|
| W1001 | 16 | 140 | 50 | 4.2 |
| W1002 | 12 | 58 | 35 | 4.4 |
| W1003 | 12 | 69 | 51 | 3.8 |
| W1004 | 12 | 94 | 56 | 4.0 |
| W1005 | 15 | 82 | 55 | 3.9 |
| W1006 | 15 | 100 | 72 | 3.4 |
| W1007 | 22 | 160 | 80 | 2.6 |
| W1008 | 16 | 120 | 58 | 3.2 |
| W1009 | 38 | 220 | 76 | 4.6 |
| W1010 | 19 | 210 | 60 | 2.8 |
| W1011 | 19 | 150 | 50 | 3.4 |
| W1012 | 18 | 160 | 58 | 3.1 |
| W1013 | 15 | 110 | 52 | 3.0 |
| W1014 | 17 | 160 | 43 | 3.1 |
| W1015 | 24 | 240 | 80 | 4.5 |
| W1016 | 13 | 100 | 62 | 4.3 |
| W1017 | 13 | 100 | 58 | 4.6 |
| W1018 | 22 | 170 | 60 | 3.5 |
| W1019 | 17 | 190 | 35 | 3.6 |
| W1020 | 14 | 140 | 40 | 3.1 |
| W1021 | 18 | 120 | 32 | 2.9 |
| W1022 | 23 | 260 | 80 | 5.1 |
| W1023 | 10 | 160 | 36 | 3.0 |
| W1024 | 19 | 310 | 100 | 5.8 |
| W1025 | 16 | 170 | 44 | 4.0 |
| W1026 | 27 | 160 | 55 | 3.3 |
| W1027 | 15 | 170 | 32 | 2.6 |
| W1028 | 17 | 210 | 46 | 2.8 |
| W1029 | 18 | 250 | 80 | 3.4 |
| W1030 | 13 | 130 | 43 | 3.6 |
| W1031 | 18 | 220 | 71 | 2.8 |
| W2001 | 20 | 160 | 72 | 3.6 |
| W2002 | 18 | 120 | 45 | 3.3 |
| W2003 | 15 | 140 | 34 | 2.3 |
| W2004 | 16 | 110 | 20 | 3.5 |
| W2005 | NSS | NSS | NSS | 3.0 |
| W2006 | 20 | 100 | 30 | 3.0 |
| W2007 | 18 | 82 | 45 | 3.3 |
| W2008 | 26 | 160 | 90 | 3.1 |
| W2009 | 16 | 120 | 35 | 3.2 |
| W2010 | 25 | 150 | 60 | 2.7 |
| W2011 | 14 | 66 | 42 | 4.0 |
| W2012 | 19 | 120 | 36 | 3.2 |

| SAMPLE | CU PPM | ZN PPM | PB PPM | U PPM |
|---|---|---|---|---|
| W2013 | 17 | 100 | 39 | 3.3 |
| W2014 | 19 | 110 | 34 | 3.2 |
| W2015 | 13 | 110 | 22 | 4.2 |
| W2016 | 22 | 120 | 32 | 3.5 |
| W2017 | 18 | 75 | 34 | 3.0 |
| W2018 | 16 | 87 | 60 | 3.5 |
| W2019 | 13 | 61 | 44 | 3.5 |
| W2020 | 16 | 110 | 50 | 4.5 |
| W2021 | 18 | 120 | 70 | 3.0 |
| W2022 | 19 | 110 | 60 | 3.2 |
| W2023 | 34 | 280 | 210 | 8.6 |
| W2024 | 25 | 240 | 100 | 12.0 |
| W2025 | 20 | 240 | 46 | 3.7 |
| W2026 | 14 | 130 | 40 | 3.4 |
| W2027 | 15 | 91 | 44 | 3.2 |
| W2028 | 14 | 110 | 30 | 3.3 |
| W2029 | 24 | 160 | 35 | 3.6 |
| W2030 | 27 | 230 | 55 | 3.8 |
| W5430 | 12 | 150 | 42 | 3.3 |
| W5431 | 17 | 170 | 45 | 2.9 |
| W5433 | 18 | 210 | 72 | 6.6 |
| W5434 | 15 | 200 | 70 | 6.9 |
| W5435 | 12 | 160 | 41 | 3.3 |
| W5436 | 14 | 120 | 44 | 6.1 |
| W5437 | 15 | 140 | 50 | 5.6 |
| W5438 | 19 | 160 | 42 | 2.9 |
| W5439 | 12 | 75 | 40 | 3.0 |
| W5440 | 20 | 88 | 44 | 2.1 |
| W5442 | 12 | 58 | 23 | 3.1 |
| W5443 | 12 | 68 | 24 | 2.9 |
| W5444 | 15 | 120 | 31 | 2.7 |
| W5445 | 13 | 80 | 25 | 3.4 |
| W5446 | 16 | 160 | 51 | 2.7 |
| W5447 | 15 | 160 | 30 | 3.3 |
| W5448 | 19 | 97 | 28 | 2.7 |
| W5449 | 14 | 100 | 40 | 5.5 |
| W5450 | 14 | 130 | 27 | 2.7 |
| W5451 | 10 | 92 | 25 | 3.0 |
| W5452 | 18 | 190 | 80 | 12.0 |
| W5453 | 27 | 170 | 62 | 12.0 |
| W5453A | 26 | 150 | 120 | 44.0 |
| W5455 | 22 | 200 | 82 | 10.0 |
| W5456 | 30 | 200 | 110 | 8.1 |
| W5457 | 19 | 90 | 46 | 7.5 |
| W5458 | 30 | 170 | 66 | 8.0 |
| W5459 | 18 | 100 | 48 | 4.3 |
| W5743 | 25 | 340 | 42 | 2.6 |
| W5745 | 19 | 160 | 30 | 2.9 |
| W5746 | 41 | 170 | 22 | 1.8 |
| W5747 | 21 | 240 | 55 | 1.9 |
| W5748 | 18 | 150 | 23 | 1.8 |
| W5749 | 17 | 190 | 54 | 2.7 |
| W5750 | 21 | 240 | 60 | 3.3 |
| W5751 | 18 | 72 | 22 | 3.9 |
| W5752 | 15 | 90 | 23 | 3.4 |
| W5753 | 13 | 59 | 40 | 3.3 |

| SAMPLE | CU PPM | ZN PPM | PB PPM | U PPM |
|---|---|---|---|---|
| W5754 | 15 | 91 | 20 | 2.4 |
| W5759 | 16 | 100 | 19 | 2.7 |
| W5760 | 18 | 130 | 34 | 2.8 |
| W5761 | 18 | 92 | 40 | 3.3 |
| W5765 | 17 | 43 | 22 | 3.0 |
| W5766 | 17 | 34 | 41 | 2.5 |
| W5767 | 18 | 60 | 12 | 2.6 |
| W5768 | 15 | 52 | 20 | 2.7 |
| W5769 | 12 | 130 | 28 | 2.5 |
| W5770 | 18 | 96 | 21 | 2.6 |
| W5771 | 15 | 91 | 32 | 3.0 |
| W5772 | 9 | 81 | 40 | 2.5 |
| W5773 | 12 | 83 | 17 | 3.2 |
| W5774 | 10 | 94 | 40 | 2.4 |
| W5775 | 11 | 79 | 70 | 3.7 |
| W5776 | 8 | 69 | 23 | 4.3 |
| W5778 | 13 | 130 | 20 | 2.7 |
| W5779 | 6 | 52 | 5 | 2.6 |
| W5784 | 18 | 94 | 13 | 1.6 |
| W5785 | 12 | 70 | 30 | 3.1 |
| W5786 | 13 | 110 | 24 | 2.7 |
| W5787 | 13 | 64 | 17 | 2.4 |
| W5789 | 15 | 79 | 13 | 2.6 |
| W5790 | 20 | 80 | 20 | 2.9 |
| W5792 | 12 | 55 | 12 | 3.6 |
| W5796 | 10 | 63 | 11 | 1.8 |
| W5797 | 14 | 120 | 40 | 2.4 |
| W5804 | 13 | 110 | 11 | 2.7 |
| W5807 | 12 | 110 | 22 | 2.6 |
| W5808 | 15 | 93 | 30 | 2.7 |
| W5812 | 13 | 130 | 30 | 2.7 |
| W5814 | 12 | 72 | 20 | 4.2 |
| W5815 | 11 | 43 | 20 | 4.4 |
| W6341 | 13 | 140 | 25 | 2.8 |
| W6342 | 13 | 98 | 22 | 3.0 |
| W6343 | 17 | 170 | 24 | 2.4 |
| W6344 | 20 | 380 | 70 | 4.8 |
| W6345 | 15 | 170 | 22 | 2.4 |
| W6346 | 17 | 150 | 30 | 2.4 |
| W6347 | 15 | 200 | 20 | 2.9 |
| W6348 | 10 | 94 | 25 | 2.6 |
| W6350 | 16 | 210 | 50 | 3.3 |
| W6351 | 13 | 110 | 22 | 2.7 |
| W6352 | 12 | 90 | 31 | 1.8 |
| W6353 | 13 | 67 | 33 | 2.4 |
| W6355 | 12 | 67 | 20 | 1.6 |
| W6356 | 17 | 154 | 28 | 2.5 |
| W6357 | 11 | 74 | 26 | 3.5 |
| W6358 | 15 | 100 | 30 | 2.7 |
| W6359 | 16 | 120 | 29 | 2.3 |
| W6360 | 12 | 59 | 18 | 3.0 |
| W6361 | 12 | 80 | 33 | 2.2 |
| W6362 | 12 | 82 | 64 | 3.9 |
| W6363 | 13 | 49 | 30 | 2.6 |
| W6364 | 15 | 66 | 22 | 2.1 |
| W6367 | 16 | 96 | 24 | 2.8 |

| SAMPLE | CU PPM | ZN PPM | PB PPM | U PPM |
|---|---|---|---|---|
| W6368 | 12 | 54 | 10 | 2.4 |
| W6369 | 19 | 110 | 22 | 2.9 |
| W6370 | 16 | 91 | 28 | 2.6 |
| W6371 | 13 | 83 | 40 | 3.2 |
| W6374 | 13 | 120 | 41 | 3.2 |
| W6375 | 12 | 47 | 15 | 4.6 |
| W6376 | 12 | 87 | 30 | 3.1 |
| W6379 | 28 | 180 | 32 | 2.4 |
| W6380 | 15 | 120 | 37 | 3.0 |
| W6381 | 12 | 160 | 28 | 3.0 |
| W6384 | 16 | 170 | 26 | 2.5 |
| W6385 | 15 | 110 | 24 | 2.4 |
| W6386 | 12 | 54 | 23 | 3.2 |
| W6388 | 12 | 98 | 18 | 2.4 |
| W6389 | 16 | 100 | 12 | 2.0 |
| W6390 | 17 | 43 | 14 | 2.1 |
| W6392 | 12 | 72 | 25 | 4.1 |
| W6393 | 12 | 130 | 28 | 3.2 |
| W6394 | 9 | 70 | 19 | 3.4 |
| W6395 | 6 | 11 | <2 | 6.9 |
| W6398 | 9 | 30 | 19 | 2.7 |
| W6399 | 9 | 67 | 17 | 2.5 |
| W6400 | 14 | 69 | 32 | 2.3 |
| W6402 | 11 | 44 | 19 | 2.6 |
| W6403 | 15 | 240 | 65 | 2.6 |
| W6404 | 10 | 65 | 20 | 2.3 |
| W6405 | 12 | 160 | 22 | 2.3 |
| W6406 | 9 | 79 | 15 | 2.1 |
| W6407 | 13 | 110 | 16 | 3.0 |
| W6408 | 7 | 47 | 17 | 3.2 |
| W6409 | 13 | 100 | 34 | 2.2 |
| W6410 | 11 | 110 | 20 | 2.8 |
| W6412 | 10 | 80 | 14 | 2.4 |
| W6413 | 18 | 130 | 31 | 2.4 |
| W6414 | 12 | 140 | 13 | 2.5 |
| W6415 | 16 | 140 | 35 | 2.5 |
| W6416 | 9 | 36 | 16 | 3.9 |
| W6417 | 19 | 100 | 23 | 2.4 |
| W6418 | 15 | 95 | 18 | 2.5 |
| W6419 | 13 | 91 | 22 | 2.5 |
| W6420 | 12 | 83 | 25 | 2.5 |
| W6421 | 13 | 66 | 20 | 4.1 |
| W6424 | 8 | 30 | 22 | 3.0 |
| W6425 | 8 | 35 | 30 | 4.5 |
| W6426 | 11 | 90 | 40 | 2.4 |
| W6427 | 9 | 67 | 43 | 1.9 |
| W6431 | 7 | 43 | 22 | 2.9 |
| W6433 | 9 | 49 | 31 | 4.0 |
| W6436 | 12 | 58 | 22 | 3.0 |
| W6437 | 13 | 45 | 15 | 1.9 |
| W6438 | 22 | 150 | 45 | 2.7 |
| W6441 | 7 | 32 | 10 | 1.1 |
| W6442 | 10 | 36 | 31 | 3.3 |
| W6443 | 14 | 68 | 29 | 1.9 |
| W6444 | 12 | 51 | 22 | 2.7 |
| W6445 | 18 | 53 | 8 | 1.4 |

| SAMPLE | CU PPM | ZN PPM | PB PPM | U PPM |
|---|---|---|---|---|
| W6446 | 8 | 38 | 38 | 2.8 |
| W6447 | 11 | 52 | 29 | 2.6 |
| W6448 | 10 | 40 | 23 | 3.3 |
| W6449 | 8 | 14 | 19 | 3.1 |
| W6450 | 10 | 40 | 18 | 2.7 |
| W6451 | 7 | 54 | 23 | 2.2 |
| W6452 | 7 | 44 | 13 | 3.0 |
| W6453 | 8 | 56 | 21 | 3.1 |
| W6454 | 19 | 280 | 74 | 4.2 |
| W6455 | 5 | 10 | 18 | 3.0 |
| W6456 | 9 | 58 | 24 | 2.7 |
| W6457 | 10 | 52 | 18 | 3.2 |
| W6458 | 7 | 64 | 18 | 2.6 |
| W6459 | 13 | 160 | 20 | 1.9 |
| W6460 | 17 | 120 | 20 | 1.7 |
| W6461 | 9 | 100 | 17 | 1.9 |
| W6462 | 10 | 52 | 3 | 1.8 |
| W6464 | 10 | 95 | 34 | 2.0 |
| W6465 | 10 | 35 | 15 | 1.9 |
| W6466 | 11 | 64 | 24 | 4.6 |
| W6467 | 8 | 57 | 18 | 2.5 |
| W6468 | 7 | 56 | 22 | 3.1 |
| W6469 | 10 | 59 | 54 | 2.4 |
| W6470 | 6 | 29 | 27 | 3.5 |
| W6471 | 5 | 12 | 7 | 4.4 |
| W6472 | 8 | 35 | 20 | 3.2 |
| W6473 | 7 | 40 | 13 | 2.5 |
| W6474 | 6 | 29 | 24 | 2.2 |
| W6475 | 11 | 76 | 30 | 2.8 |
| W6476 | 5 | 18 | 5 | 3.8 |
| W6477 | 8 | 66 | 22 | 2.9 |
| W6478 | 10 | 80 | 30 | 2.7 |
| W6479 | 9 | 130 | 48 | 2.7 |
| W6480 | 24 | 270 | 60 | 3.2 |
| W6481 | 9 | 48 | 26 | 2.7 |
| W6482 | 9 | 56 | 22 | 2.7 |
| W6483 | 7 | 45 | 24 | 2.9 |
| W6484 | 12 | 91 | 26 | 1.9 |
| W6485 | 15 | 69 | 22 | 2.9 |
| W6486 | 12 | 69 | 24 | 3.0 |
| W6487 | 15 | 67 | 23 | 1.7 |
| W6488 | 6 | 52 | 15 | 2.7 |
| W6489 | 14 | 100 | 43 | 2.1 |
| W6490 | 8 | 52 | 16 | 4.2 |
| W6491 | 7 | 34 | 21 | 4.7 |
| W6492 | 13 | 86 | 33 | 2.6 |
| W6493 | 8 | 39 | 23 | 3.5 |
| W6494 | 11 | 93 | 33 | 2.4 |
| W6495 | 18 | 130 | 22 | 2.9 |
| W6496 | 11 | 65 | 25 | 2.7 |
| W6497 | 7 | 17 | 15 | 3.1 |
| W6498 | 10 | 70 | 29 | 2.1 |
| W6499 | 8 | 77 | 47 | 2.1 |
| W6500 | 10 | 89 | 32 | 2.9 |
| W6501 | 12 | 47 | 23 | 3.3 |
| W6502 | 12 | 73 | 38 | 2.3 |

| SAMPLE | CU PPM | ZN PPM | PB PPM | U PPM |
|---|---|---|---|---|
| W6503 | 8 | 27 | 22 | 3.4 |
| W6504 | 7 | 48 | 21 | 2.2 |
| W6505 | 5 | 12 | 11 | 5.2 |
| W6506 | 7 | 61 | 30 | 2.1 |
| W6507 | 8 | 35 | 27 | 1.8 |
| W6508 | 9 | 53 | 26 | 1.8 |
| W6509 | 8 | 48 | 28 | 2.6 |
| W6511 | 13 | 96 | 19 | 2.4 |
| W6512 | 7 | 31 | 14 | 2.7 |
| W6513 | 12 | 71 | 25 | 1.9 |
| W6514 | 14 | 62 | 12 | 1.9 |
| W6515 | 8 | 44 | 23 | 2.3 |
| W6520 | 10 | 160 | 95 | 2.5 |
| W6521 | 9 | 190 | 82 | 2.2 |
| W6522 | 9 | 82 | 42 | 2.0 |
| W6523 | 18 | 130 | 44 | 2.0 |
| W6524 | 14 | 150 | 30 | 1.5 |
| W6525 | 10 | 40 | 34 | 5.4 |
| W6531 | 8 | 55 | 32 | 2.0 |
| W6532 | 12 | 70 | 35 | 2.3 |
| W6533 | 9 | 50 | 20 | 3.1 |
| W6534 | 6 | 32 | 19 | 4.2 |
| W6535 | 12 | 81 | 22 | 2.4 |
| W6536 | 18 | 63 | 14 | 2.6 |
| W6537 | 11 | 39 | 22 | 3.7 |
| W6538 | 10 | 70 | 26 | 2.9 |
| W6539 | 10 | 77 | 14 | 2.2 |
| W6540 | 8 | 37 | 16 | 2.7 |
| W6541 | 18 | 130 | 42 | 2.4 |
| W6542 | 9 | 71 | 29 | 2.4 |
| W6544 | 10 | 58 | 22 | 2.4 |
| W6545 | 8 | 36 | 20 | 2.5 |
| W6546 | 6 | 24 | 19 | 3.3 |
| W6547 | 6 | 47 | 28 | 2.7 |
| W6548 | 8 | 82 | 22 | 1.5 |
| W6549 | 4 | 36 | 17 | 2.4 |
| W6550 | 4 | 14 | 22 | 2.5 |
| W6551 | 13 | 86 | 24 | 2.1 |
| W6552 | 9 | 70 | 26 | 2.2 |
| W6553 | 17 | 130 | 43 | 2.2 |
| W6554 | 7 | 41 | 23 | 3.0 |
| W6555 | 6 | 29 | 28 | 4.5 |
| W6556 | 4 | 27 | 20 | 3.3 |
| W6557 | 6 | 32 | 22 | 2.9 |
| W6558 | 8 | 100 | 24 | 2.5 |
| W6559 | 7 | 48 | 27 | 2.9 |
| W6560 | 8 | 66 | 33 | 2.6 |
| W6561 | 10 | 93 | 30 | 2.4 |
| W6562 | 16 | 130 | 46 | 2.5 |
| W6563 | 14 | 94 | 38 | 2.5 |
| W6564 | 12 | 82 | 32 | 2.8 |
| W6565 | 12 | 92 | 29 | 2.6 |
| W6566 | 8 | 58 | 32 | 2.3 |
| W6567 | 6 | 29 | 24 | 3.7 |
| W6568 | 12 | 69 | 29 | 2.7 |
| W6569 | 9 | 71 | 20 | 3.2 |

| SAMPLE | CU PPM | ZN PPM | PB PPM | U PPM |
|---|---|---|---|---|
| W6571 | 7 | 38 | 25 | 2.9 |
| W6572 | 11 | 47 | 30 | 1.9 |
| W6573 | 7 | 55 | 21 | 2.6 |
| W6574 | 7 | 47 | 30 | 2.4 |
| W6575 | 10 | 88 | 22 | 2.1 |
| W6576 | 11 | 95 | 32 | 2.4 |
| W6577 | 12 | 120 | 23 | 1.9 |
| W6578 | 15 | 94 | 25 | 2.6 |
| W6579 | 13 | 57 | 21 | 2.5 |
| W6580 | 10 | 52 | 30 | 2.2 |
| W6581 | 9 | 57 | 34 | 1.7 |
| W6582 | 14 | 150 | 33 | 2.2 |
| W6583 | 13 | 80 | 34 | 2.2 |
| W6584 | 14 | 92 | 40 | 2.2 |
| W6585 | 10 | 67 | 22 | 1.8 |
| W6586 | 11 | 93 | 27 | 1.8 |
| W6587 | 10 | 73 | 32 | 2.6 |
| W6591 | 16 | 67 | 19 | 1.9 |
| W6592 | 10 | 23 | 18 | 2.5 |
| W6593 | 13 | 34 | 13 | 1.6 |
| W6594 | 9 | 45 | 21 | 2.7 |
| W6595 | 12 | 40 | 32 | 4.0 |
| W6596 | 14 | 51 | 40 | 3.2 |
| W6597 | 17 | 76 | 20 | 2.1 |
| W6599 | 18 | 72 | 18 | 1.7 |
| W6600 | 15 | 50 | 22 | 1.5 |
| W6601 | 12 | 54 | 20 | 1.9 |
| W6602 | 14 | 76 | 22 | 1.6 |
| W6603 | 16 | 95 | 21 | 2.2 |
| W6604 | 11 | 46 | 37 | 1.8 |
| W6605 | 8 | 34 | 18 | 2.1 |
| W6606 | 7 | 48 | 23 | 2.4 |
| W6607 | 15 | 92 | 30 | 2.1 |
| W6608 | 4 | 17 | 8 | 3.3 |
| W6609 | 11 | 42 | 34 | 1.2 |
| W6611 | 9 | 37 | 22 | 2.9 |
| W6612 | 8 | 130 | 73 | 3.3 |
| W6614 | 13 | 73 | 36 | 2.4 |
| W6615 | 7 | 41 | 25 | 3.4 |
| W6616 | 9 | 72 | 27 | 2.3 |
| W6617 | 8 | 73 | 28 | 2.4 |
| W6618 | 10 | 63 | 26 | 2.1 |
| W6619 | 8 | 47 | 23 | 2.1 |
| W6620 | 15 | 49 | 32 | 2.1 |
| W6621 | 8 | 39 | 24 | 2.9 |
| W6622 | 7 | 81 | 23 | 2.6 |
| W6623 | 13 | 150 | 32 | 2.4 |
| W6624 | 8 | 38 | 23 | 2.8 |
| W6625 | 7 | 41 | 19 | 4.2 |
| W6626 | 6 | 40 | 21 | 2.6 |
| W6627 | 13 | 130 | 33 | 3.3 |
| W6628 | 7 | 30 | 48 | 3.3 |
| W6630 | 14 | 130 | 44 | 3.6 |
| W6631 | 15 | 180 | 30 | 3.2 |
| W6632 | 7 | 55 | 35 | 3.5 |
| W6633 | 10 | 69 | 41 | 2.4 |

| SAMPLE | CU PPM | ZN PPM | PB PPM | U PPM |
|---|---|---|---|---|
| W6634 | 5 | 79 | 40 | 4.0 |
| W6635 | 18 | 800 | 72 | 2.7 |
| W6636 | 27 | 1200 | 140 | 5.0 |
| W6637 | 12 | 260 | 110 | 3.9 |
| W6638 | 10 | 160 | 58 | 4.3 |
| W6639 | 21 | 280 | 280 | 4.7 |
| W6640 | 11 | 96 | 47 | 3.9 |
| W6641 | 7 | 97 | 44 | 3.0 |
| W6642 | 11 | 160 | 55 | 3.0 |
| W6643 | 25 | 250 | 120 | 6.0 |
| W6644 | 12 | 120 | 50 | 2.6 |
| W6645 | 12 | 210 | 41 | 3.0 |
| W6646 | 9 | 170 | 34 | 2.7 |
| W6647 | 13 | 180 | 120 | 3.9 |
| W6648 | 8 | 130 | 34 | 2.8 |
| W6649 | 7 | 160 | 25 | 3.0 |
| W6650 | 6 | 98 | 54 | 2.4 |
| W6651 | 9 | 110 | 52 | 2.2 |
| W6652 | 13 | 150 | 43 | 2.8 |
| W6653 | 7 | 95 | 27 | 2.4 |
| W6654 | 9 | 180 | 42 | 3.1 |
| W6655 | 13 | 220 | 36 | 2.4 |
| W6656 | 10 | 140 | 14 | 2.5 |
| W6657 | 12 | 88 | 24 | 2.3 |
| W6658 | 9 | 250 | 46 | 3.4 |
| W6659 | 12 | 120 | 42 | 2.6 |
| W6660 | 12 | 77 | 24 | 2.8 |
| W6661 | 9 | 58 | 79 | 2.2 |
| W6662 | 13 | 130 | 66 | 2.5 |
| W6663 | 12 | 100 | 85 | 3.1 |
| W6664 | 9 | 95 | 47 | 2.3 |
| W6665 | 11 | 140 | 34 | 2.4 |
| W6666 | 15 | 170 | 43 | 2.4 |
| W6667 | 11 | 91 | 23 | 2.6 |
| W6668 | 12 | 140 | 22 | 2.6 |
| W6669 | 19 | 260 | 70 | 3.5 |
| W6670 | NSS | NSS | NSS | 2.3 |
| W5671 | 12 | 82 | 16 | 2.1 |
| W6672 | 14 | 150 | 42 | 2.6 |
| W6673 | 12 | 72 | 34 | 2.4 |
| W6674 | 8 | 74 | 43 | 2.5 |
| W6675 | 19 | 80 | 27 | 2.3 |
| W6676 | 14 | 140 | 53 | 2.3 |
| W6677 | 8 | 70 | 13 | 2.4 |
| W6678 | 13 | 190 | 45 | 2.5 |
| W6679 | 6 | 75 | 15 | 2.8 |
| W6680 | 9 | 91 | 43 | 2.2 |
| W6681 | 5 | 82 | 13 | 2.3 |
| W6682 | 6 | 97 | 32 | 3.0 |
| W6683 | 13 | 88 | 18 | 2.6 |
| W6684 | 8 | 82 | 22 | 2.4 |
| W6685 | 9 | 120 | 24 | 2.7 |
| W6686 | 8 | 90 | 16 | 2.6 |
| W6687 | 5 | 94 | 25 | 4.3 |
| W6688 | 4 | 57 | 20 | 3.2 |
| W6689 | 7 | 94 | 18 | 2.6 |

| SAMPLE | CU PPM | ZN PPM | PB PPM | U PPM |
|---|---|---|---|---|
| W6690 | 5 | 71 | 18 | 2.8 |
| W6691 | 6 | 56 | 19 | 2.3 |
| W6692 | 7 | 87 | 22 | 2.1 |
| W6693 | 5 | 44 | 18 | 3.7 |
| W6694 | 8 | 87 | 25 | 2.5 |
| W6695 | 6 | 76 | 13 | 2.9 |
| W6696 | 4 | 41 | 22 | 3.1 |
| W6697 | 5 | 55 | 17 | 2.7 |
| W6698 | 5 | 57 | 23 | 3.6 |
| W6699 | 16 | 220 | 59 | 2.2 |
| W6700 | 8 | 72 | 35 | 3.1 |
| W6701 | 5 | 35 | 26 | 3.0 |
| W6702 | 5 | 62 | 31 | 3.1 |
| W6703 | 9 | 140 | 36 | 2.6 |
| W6704 | 5 | 41 | 24 | 4.0 |
| W6705 | 8 | 79 | 35 | 3.2 |
| W6706 | 10 | 120 | 43 | 2.9 |
| W6707 | 14 | 130 | 51 | 3.4 |
| W6708 | 8 | 220 | 44 | 3.0 |
| W6709 | 7 | 130 | 42 | 4.4 |
| W6710 | 9 | 94 | 43 | 3.0 |
| W6711 | 12 | 220 | 33 | 2.7 |
| W6712 | 7 | 76 | 45 | 4.3 |
| W6713 | 8 | 130 | 37 | 2.8 |
| W6714 | 7 | 120 | 22 | 2.6 |
| W6715 | 4 | 110 | 29 | 2.8 |
| W6716 | 9 | 160 | 27 | 2.6 |
| W6717 | 6 | 150 | 32 | 3.2 |
| W6718 | 4 | 96 | 25 | 3.1 |
| W6719 | 8 | 220 | 52 | 3.6 |
| W6720 | 7 | 82 | 22 | 2.9 |
| W6721 | 6 | 130 | 36 | 3.4 |
| W6722 | 5 | 65 | 16 | 3.1 |
| W6723 | 9 | 120 | 27 | 2.7 |
| W6724 | 7 | 110 | 15 | 2.1 |
| W6725 | 4 | 57 | 13 | 2.6 |
| W6726 | 8 | 100 | 20 | 2.4 |
| W6727 | 6 | 87 | 22 | 2.2 |
| W6728 | 17 | 140 | 39 | 3.2 |
| W6729 | 6 | 64 | 12 | 2.1 |
| W6730 | 12 | 83 | 16 | 2.9 |
| W6732 | 5 | 33 | 12 | 2.6 |
| W6733 | 12 | 70 | 14 | 2.6 |
| W6734 | 4 | 36 | 11 | 2.7 |
| W6735 | 7 | 130 | 13 | 2.4 |
| W6736 | 6 | 85 | 43 | 1.9 |
| W6737 | 8 | 260 | 130 | 2.3 |
| W6738 | 12 | 120 | 39 | 2.4 |
| W6739 | 9 | 89 | 57 | 2.9 |
| W6740 | 14 | 150 | 43 | 2.7 |
| W6741 | 9 | 45 | 27 | 2.2 |
| W6742 | 9 | 60 | 12 | 2.8 |
| W6743 | 5 | 56 | 15 | 2.2 |
| W6746 | 5 | 72 | 13 | 2.2 |
| W6747 | 9 | 370 | 71 | 2.9 |
| W6748 | 8 | 180 | 42 | 2.2 |

| SAMPLE | CU PPM | ZN PPM | PB PPM | U PPM |
|---|---|---|---|---|
| W6749 | 13 | 120 | 22 | 2.1 |
| W6750 | 9 | 150 | 30 | 2.7 |
| W6751 | 7 | 100 | 20 | 2.6 |
| W6752 | 8 | 98 | 22 | 2.7 |
| W6753 | 8 | 68 | 23 | 2.7 |
| W6754 | 9 | 180 | 19 | 2.7 |
| W6755 | 10 | 140 | 32 | 3.0 |
| W6756 | 7 | 180 | 12 | 2.6 |
| W6757 | 8 | 170 | 28 | 2.5 |
| W6758 | 8 | 140 | 18 | 2.9 |
| W6759 | 11 | 210 | 30 | 3.4 |
| W6760 | 22 | 320 | 100 | 5.2 |
| W6761 | 12 | 190 | 36 | 2.9 |
| W6763 | 8 | 120 | 30 | 2.8 |
| W6764 | 9 | 210 | 34 | 2.9 |
| W6765 | 13 | 310 | 52 | 3.2 |
| W6766 | 15 | 370 | 48 | 2.7 |
| W6767 | 12 | 140 | 40 | 2.0 |
| W6768 | 10 | 150 | 35 | 2.8 |
| W6769 | 6 | 130 | 23 | 4.2 |
| W6770 | 16 | 600 | 120 | 3.8 |
| W6771 | 9 | 250 | 68 | 4.0 |
| W6772 | 8 | 170 | 40 | 2.8 |
| W6773 | 17 | 310 | 72 | 3.6 |
| W6774 | 12 | 290 | 51 | 3.4 |
| W6775 | 13 | 180 | 65 | 2.9 |
| W6776 | 8 | 170 | 37 | 2.7 |
| W6779 | 5 | 46 | 31 | 2.4 |
| W6780 | 5 | 16 | 30 | 3.0 |
| W6781 | 8 | 96 | 31 | 2.5 |
| W6782 | 7 | 78 | 29 | 2.6 |
| W6783 | 5 | 58 | 32 | 3.1 |
| W6784 | 2 | 20 | 15 | 3.0 |
| W6785 | 5 | 60 | 27 | NSS |
| W6786 | 8 | 87 | 32 | 2.8 |
| W6787 | 8 | 97 | 35 | 2.8 |
| W6788 | 12 | 87 | 33 | 2.9 |
| W6791 | 3 | 48 | 30 | 2.7 |
| W6793 | 3 | 90 | 31 | 2.7 |
| W6794 | 2 | 40 | 18 | 4.4 |
| W6795 | 5 | 120 | 34 | 2.8 |
| W6796 | 6 | 80 | 32 | 3.0 |
| W6797 | 6 | 81 | 31 | 2.6 |
| W6798 | 3 | 37 | 22 | 2.4 |
| W6800 | 6 | 96 | 15 | 2.7 |
| W6801 | 3 | 38 | 13 | 2.0 |
| W6802 | 11 | 130 | 23 | 2.5 |
| W6803 | 8 | 67 | 30 | 2.4 |
| W6804 | 8 | 93 | 32 | 2.4 |
| W6805 | 5 | 140 | 22 | 2.9 |
| W6806 | 7 | 98 | 32 | 2.2 |
| W6807 | 13 | 210 | 43 | 3.1 |
| W6808 | 10 | 150 | 27 | 3.0 |
| W6809 | 5 | 63 | 16 | 4.0 |
| W6810 | 10 | 150 | 38 | 2.9 |
| W6811 | 4 | 30 | 22 | 2.5 |

| SAMPLE | CU PPM | ZN PPM | PB PPM | U PPM |
|---|---|---|---|---|
| W6812 | 8 | 94 | 31 | 2.7 |
| W6813 | 5 | 160 | 27 | 2.8 |
| W6814 | 6 | 68 | 18 | 2.9 |
| W6815 | 6 | 97 | 24 | 2.7 |
| W6816 | 7 | 140 | 35 | 2.7 |
| W6817 | 8 | 55 | 48 | 2.4 |
| W6818 | 6 | 90 | 30 | 2.3 |
| W6819 | 5 | 89 | 32 | 2.4 |
| W6820 | 17 | 84 | 26 | 2.6 |
| W6822 | 15 | 200 | 39 | 3.6 |
| W6823 | 12 | 220 | 50 | 2.5 |
| W6824 | 8 | 240 | 35 | 3.2 |
| W6825 | 4 | 57 | 20 | 2.8 |
| W6826 | 6 | 80 | 23 | 2.3 |
| W6827 | 7 | 120 | 25 | 2.6 |
| W6828 | 10 | 150 | 32 | 2.7 |
| W6829 | 7 | 79 | 24 | 2.4 |
| W6830 | 5 | 63 | 20 | 3.1 |
| W6832 | 7 | 130 | 32 | 2.4 |
| W6835 | 4 | 55 | 20 | 3.2 |
| W6836 | 4 | 98 | 34 | 3.2 |
| W6837 | 8 | 83 | 38 | 2.9 |
| W6838 | 12 | 200 | 62 | 3.4 |
| W6839 | 8 | 190 | 46 | 3.1 |
| W6840 | 10 | 130 | 32 | 2.9 |
| W6841 | 6 | 93 | 26 | 3.1 |
| W6842 | 8 | 130 | 31 | 2.9 |
| W6844 | 9 | 130 | 38 | 2.7 |
| W6845 | 9 | 120 | 33 | 3.0 |
| W6846 | 7 | 120 | 28 | 2.8 |
| W6848 | 6 | 61 | 31 | 2.8 |
| W6849 | 9 | 89 | 27 | 2.8 |
| W6850 | 6 | 92 | 22 | 2.9 |
| W6851 | 5 | 90 | 24 | 2.6 |
| W6852 | 7 | 80 | 38 | 2.5 |
| W6853 | 8 | 130 | 33 | 2.8 |
| W6854 | 8 | 120 | 25 | 2.4 |
| W6855 | 6 | 94 | 26 | 3.2 |
| W6856 | 10 | 130 | 32 | 2.6 |
| W6857 | 5 | 49 | 24 | 2.9 |
| W6858 | 8 | 98 | 38 | 2.3 |
| W6859 | 10 | 120 | 47 | 2.6 |
| W6860 | 11 | 140 | 27 | 2.6 |
| W6861 | 8 | 110 | 25 | 2.8 |
| W6862 | 4 | 58 | 20 | 3.2 |
| W6863 | 7 | 66 | 19 | 2.7 |
| W6864 | 5 | 65 | 23 | 3.4 |
| W6865 | 9 | 120 | 40 | 3.1 |
| W6866 | 3 | 35 | 29 | 3.1 |
| W6867 | 3 | 25 | 19 | 3.4 |
| W6868 | 5 | 80 | 23 | 2.6 |
| W6869 | 4 | 120 | 22 | 3.3 |
| W6870 | 5 | 130 | 29 | 2.8 |
| W6871 | 7 | 88 | 22 | 3.0 |
| W6872 | 5 | 100 | 20 | 3.1 |
| W6873 | 4 | 58 | 28 | 2.8 |

| SAMPLE | CU PPM | ZN PPM | PB PPM | U PPM |
|---|---|---|---|---|
| W6874 | 8 | 85 | 19 | 3.1 |
| W6875 | 12 | 160 | 38 | 2.8 |
| W6876 | 10 | 190 | 27 | 2.7 |
| W6877 | 9 | 120 | 44 | 2.9 |
| W6878 | 5 | 65 | 32 | 2.6 |
| W6879 | 7 | 96 | 29 | 2.6 |
| W6880 | 7 | 69 | 33 | 2.5 |
| W6881 | 15 | 140 | 28 | 2.7 |
| W6882 | 14 | 130 | 56 | 3.0 |
| W6883 | 14 | 140 | 30 | 3.5 |
| W6884 | 12 | 120 | 51 | 2.4 |
| W6885 | 4 | 78 | 24 | 3.3 |
| W6886 | 6 | 77 | 53 | 3.5 |
| W6887 | 8 | 120 | 31 | 2.7 |
| W6888 | 5 | 67 | 36 | 2.8 |
| W6889 | 10 | 96 | 25 | 2.6 |
| W6890 | 11 | 140 | 38 | 3.1 |
| W6891 | 7 | 94 | 23 | 2.7 |
| W6892 | 4 | 49 | 18 | 2.5 |
| W6893 | 4 | 53 | 25 | 3.1 |
| W6894 | 17 | 210 | 84 | 3.9 |
| W6895 | 8 | 170 | 43 | 2.7 |
| W6896 | 9 | 110 | 32 | 2.7 |
| W6897 | 7 | 130 | 34 | 2.5 |
| W6898 | 11 | 130 | 36 | 2.6 |
| W6899 | 7 | 110 | 37 | 2.3 |
| W6900 | 3 | 68 | 27 | 3.1 |
| W6901 | 8 | 120 | 32 | 2.7 |
| W6902 | 5 | 75 | 27 | 2.9 |
| W6903 | 6 | 88 | 30 | 2.7 |
| W6904 | 6 | 84 | 16 | 2.8 |
| W6905 | 5 | 55 | 22 | 2.9 |
| W6906 | 5 | 63 | 20 | 2.5 |
| W6907 | 4 | 51 | 22 | 2.8 |
| W6908 | 4 | 45 | 15 | 3.8 |
| W6909 | 5 | 93 | 24 | 1.6 |
| W6910 | 6 | 130 | 22 | 1.7 |
| W6911 | 7 | 160 | 36 | 3.4 |
| W6912 | 6 | 62 | 23 | 1.6 |
| W6914 | 6 | 56 | 19 | 2.1 |
| W6915 | 7 | 82 | 24 | 2.9 |
| W6916 | 5 | 70 | 26 | 2.8 |
| W6917 | 3 | 55 | 17 | 2.8 |
| W6918 | 9 | 120 | 24 | 2.7 |
| W6919 | 8 | 95 | 28 | 3.1 |
| W6920 | 12 | 66 | 23 | 2.4 |
| W6921 | 9 | 100 | 44 | 2.2 |
| W6922 | 7 | 70 | 20 | 2.6 |
| W6923 | 4 | 37 | 16 | 3.1 |
| W6924 | 7 | 70 | 20 | 2.3 |
| W6925 | 11 | 84 | 26 | 2.8 |
| W6926 | 7 | 71 | 25 | 2.6 |
| W6927 | 6 | 47 | 22 | 2.6 |
| W6928 | 7 | 89 | 28 | 2.4 |
| W6929 | 6 | 35 | 21 | 2.8 |
| W6930 | 3 | 32 | 23 | 4.6 |

| SAMPLE | CU PPM | ZN PPM | PB PPM | U PPM |
|---|---|---|---|---|
| W6931 | 4 | 35 | 24 | 3.2 |
| W6932 | NSS | NSS | NSS | 3.0 |
| W6933 | 4 | 38 | 20 | 2.9 |
| W6934 | 7 | 110 | 29 | 2.6 |
| W6935 | 6 | 48 | 21 | 2.7 |
| W6936 | 8 | 78 | 27 | 2.9 |
| W6937 | 8 | 73 | 31 | 2.7 |
| W6938 | 12 | 85 | 22 | 2.0 |
| W6939 | 8 | 95 | 32 | 2.1 |
| W6940 | 3 | 34 | 14 | 2.9 |
| W6942 | 6 | 92 | 35 | 2.3 |
| W6944 | 7 | 110 | 42 | 2.0 |
| W6945 | 2 | 20 | 20 | 3.3 |
| W6946 | 5 | 94 | 35 | 2.2 |
| W6947 | 4 | 54 | 22 | 2.7 |
| W6948 | 4 | 64 | 21 | 2.6 |
| W6949 | 7 | 62 | 30 | 2.7 |
| W6950 | 7 | 100 | 23 | 2.8 |
| W6951 | 8 | 110 | 30 | 2.6 |
| W6952 | 9 | 110 | 32 | 2.1 |
| W6953 | 5 | 34 | 23 | 2.2 |
| W6954 | 5 | 55 | 16 | 2.8 |
| W6955 | 8 | 95 | 32 | 2.7 |

NSS - NOT SUFFICIENT SAMPLE

# 11/E-11 WEST

63° 22' 30" — 22' E 1,290,000 — 21' E 1,295,000 — 20' E 1,300,000 — 19' E 1,305,000 — 18' E 1,310,000 — 17' E 1,315,000 — 16' — 63° 15' 00"

45° 37' 30" — N 16,580,000 — 37' — N 16,575,000 — 36' — N 16,570,000 — 35' — N 16,565,000 — 34' — N 16,560,000 — 33' — N 16,555,000 — 32' — N 16,550,000 — 31' — N 16,545,000 — 45° 30' 00" — N 16,540,000

ra 150 rhyolite
ra 40, 50
ra 150 rhyolite
ra 40, 50 basalt
ra 30, 40 basalt
ra 120 rhyolite
ra 170 rhyolite
ra 150 rhyolite
ra 150 rhyolite
French Brook
Basalt
Rhyolite
Sutherland Brook
Munroe Brook
Gravel Pit
GP
Gravel Pit
ra 80 gray sediment
EAST NEW ANNAN
basalt
ra 40 basalt
ra 40 basalt
ra 40 quarry basalt
Brook
ra 30, 40 basalt
Cabin
basalt
Gravel Pit
ra 30, 40 basalt
sediments
Porter Brook
River
ra 150, rhyolite
ra 250, rhyolite
ra 150 rhyolite
ra 90, 100 rhyolite
SB
Basalt
Rhyolite
Cavanagh
ra 80, 90 rhyolite
ra 30, 40 basalt
ra 30, 40, basalt
ra 40 basalt
ra 200 rhyolite
Whippey Lake
ra 90, 100 rhyolite
ra 150 rhyolite
ra 100, 120 rhyolite
sulphide bearing boulders: rhyolite
Clear Lake
ra 20, 40, basalt
ra 90, 100 rhyolite
sulphide bearing boulders of rhyolite
E-170
Black Lake
ra 40, 60
ra 90, 100 rhyolite
ra 150 rhyolite
ra 90, 100 rhyolite
Little Lake
Johnston Lake
ra 90, 100 granite
ra 30, 40
ra 30, 40 basalt
ra 150 rhyolite
ra 90, 100 granite
ra 90, 100 granite
ra 100, 150, granite
ra 90, 100 granite
E-164
ra 100 sediment
E 161, 162 ra 250, rhyolite
West Branch
ra 300 rhyolite
C-1168
C-1169
C-1170
C-1171
C-1172
C-1173
340
339
341
338
343
342
E 165, ra 300
E 166, ra 220
rhyolite
magnetic
River
North Branch of
R-891 ra 2000
R-890
R-892
R-889 ra 1500
R-893 ra 700
R-886
R-894
R-887
R-888
200/250
200/250
200/250
magnetic
magnetic
magnetic
River
ra 100, 130 granite
Farm Lake
ra 90, 100 granite
ra 90, 100 granite
ra 90, 100 granite
ra 120, 140
ra 100, 120 granite
granite
ra 120, 140 granite cgl.
Chiganois
Gain Brook
ra 100, 120 granite
LIMIT OF PROSPECTING
LIMIT OF PROSPECTING
347
347
281
280
282

## LEGEND

- Major traverse
- Boulder, area of boulders
- Outcrop, area of outcrop
- Fault zone
- 80/60 ra 50 — Radioactivity (ra) in counts per second - high/background, spot reading
- Airborne anomaly

21 22 23 24 25 26 27 28 29
C
D
E
F
45° 30'
64° 00'
63° 00'
KEY

**Gulf Minerals Canada Limited**

COBEQUID PROJECT

PROSPECTING

433420

NOVA SCOTIA

| DATE: | SCALE: | DRAWN BY: | PLATE: E-26 gb |
|---|---|---|---|
| OCTOBER 1979 | 1 IN. = 1/4 MI. | | NTS. 11E/11 PT. |

To accompany "Cobequid IV and 1BM Reports", October 1979.

63°28' 27' 26' 63°25'
45°37'30"

L-80+00 E
TL-72+00 N
L-100+00 E
L-120+00 E
L-140+00 E
L-160+00 E
L-180+00 E
TL-30+00 N
BL-0+00
TL-40+00 S
TL-120+00 S
L-80+00 E
L-180+00 E

37' 36' 35'

Ridge
esker
esker?
crevasse?
Cliff
TRAIL
Debert Lake
Big Snare Lake
Little Snare Lake
DL-1 DL-2 DL-3 DL-4 DL-5 DL-6 DL-7 DL-8 DL-9 DL-10 DL-12 DL-13 DL-14 DL-15 DL-16 DL-17 DL-18 DL-19 DL-20 DL-21 DL-22

NOTE : For legend see sheet 2

KEY

| | | | |
|---|---|---|---|
| 11E/12d | | 11E/11c | |
| 63°34'00" | | | 63°22'00" |
| 45°37'30" | 1 | 2 | 3 | 4 |
| 45°34'00" | | | |
| 11E/12a | | 11E/11b | |

Gulf Minerals Canada Limited

COBEQUID PROJECT

GEOLOGICAL COMPILATION

433420

NOVA SCOTIA

| DATE: | SCALE: | DRAWN BY: | PLATE: III g |
|---|---|---|---|
| OCTOBER 1979 | 1 INCH = 400 FEET | D.A.G | N.T.S. 11E/11 PT. |

To accompany "Cobequid III and IBM Reports", October 1979

COBEQUID PROJECT
URANIUM ASSESSMENT REPORT
COBEQUID IV
NOVA SCOTIA
- 1979 -
NTS: PART OF 11E/11a, 11b, 11c
PART 2 OF 2

11E/11B 54-D-16(03)
433420




Gulf Minerals Canada Limited

Gulf Minerals Canada Limited

RECEIVED
DEC 31 12 24 '79
MINES
NOVA SCOTIA

# COBEQUID PROJECT
# URANIUM ASSESSMENT REPORT
# COBEQUID IV
# NOVA SCOTIA
# - 1979 -
# NTS: PART OF 11E/11a, 11b, 11c
# PART 2 OF 2

11E/11B 54-D-16(03)

433420
433420
433420

A REPORT ON

GEOLOGICAL MAPPING

GEOCHEMISTRY

PLEISTOCENE GEOLOGY

PROSPECTING

REVERSE CIRCULATION DRILLING

# TABLE OF CONTENTS

PART I


| | | |
|---|---|---|
| 1.0 | INTRODUCTION | 1 |
| | 1.1 SUMMARY | 1 |
| | 1.2 PERSONNEL | 3 |
| 2.0 | GEOLOGY | 5 |
| | 2.1 INTRODUCTION | 5 |
| | 2.2 GENERAL GEOLOGY | 5 |
| | 2.3 ROCK UNITS | 8 |
| | 2.4 STRUCTURE | 12 |
| 3.0 | PLEISTOCENE GEOLOGY | 16 |
| | 3.1 INTRODUCTION | 16 |
| | 3.2 PROCEDURE | 16 |
| | 3.3 CONCLUSIONS | 17 |
| | 3.4 RECOMMENDATIONS | 19 |
| 4.0 | GEOCHEMISTRY | 20 |
| | 4.1 SOILS | 20 |
| | 4.2 ROCK GEOCHEMISTRY | 21 |
| 5.0 | PROSPECTING | 24 |
| 6.0 | REVERSE CIRCULATION DRILLING | 25 |
| | 6.1 INTRODUCTION | 25 |
| | 6.2 PURPOSE | 25 |
| | 6.3 PROCEDURE | 26 |
| | 6.4 CONCLUSIONS AND RECOMMENDATIONS | 26 |

# TABLE OF CONTENTS (Cont'd)

PART I (cont'd)


| | | |
|---|---|---|
| 7.0 | GEOPHYSICAL SURVEY | 27 |
| | 7.1 INTRODUCTION | 27 |
| | 7.2 PROCEDURE | 27 |
| | 7.3 RESULTS AND INTERPRETATIONS | 28 |
| | 7.4 RECOMMENDATIONS | 29 |
| 8.0 | CONCLUSIONS AND RECOMMENDATIONS | 30 |

| | | |
|---|---|---|
| TABLE I | LAND STATUS | 2a |
| TABLE II | LEGEND OF FORMATIONS | 7a |
| TABLE III | COBEQUID LEGEND | 7b |
| TABLE IV | TYPICAL CHEMICAL COMPOSITIONS | 23a |

APPENDIX I - RESULTS OF ANALYSIS

A) WHOLE ROCK AND TRACE ELEMENT GEOCHEMISTRY

B) SOIL TRACE ELEMENT SURVEY

# ILLUSTRATIONS

## PART I
## BOUND IN REPORT


| | | |
|---|---|---|
| Figure 1 | Index Map | i |
| Figure 2 | Location Map | ii |


## ENCLOSED IN POCKETS

| | | |
|---|---|---|
| Plate E 26 gb | Prospecting | 1 In. = 1/4 Mi. |
| Plate III g | Geological Compilation | 1 In. = 400 Ft. |

## PART II

### Geophysical Survey

| | | |
|---|---|---|
| ✓ Plate III aa | V.L.F. (EM-16 & TX-27) | 1 In. = 400 Ft. |

### Geochemical Survey

| | | |
|---|---|---|
| ✓ Plate III fa | Copper Values-C Horizon | 1 In. = 400 Ft. |
| ✓ Plate IV fa | Copper Values-C Horizon | 1 In. = 400 Ft. |
| ✓ Plate III fb | Uranium Values-C Horizon | 1 In. = 400 Ft. |
| ✓ Plate IV fb | Uranium Values-C Horizon | 1 In. = 400 Ft. |

## ILLUSTRATIONS (Cont'd)

PART II (cont'd)

| | | |
|---|---|---|
| ✓ Plate III fc | Lead Values-C Horizon | 1 In. = 400 Ft. |
| ✓ Plate IV fc | Lead Values-C Horizon | 1 In. = 400 Ft. |
| ✓ Plate III fd | Zinc Values-C Horizon | 1 In. = 400 Ft. |
| ✓ Plate IV fd | Zinc Values-C Horizon | 1 In. = 400 Ft. |
| ✓ Plate III fr | Whole Rock Location | 1 In. = 400 Ft. |

MV

63°28' 27' 26' 63°25'

45°37'30"

37'

36'

35'

45°34'

L - 80 + 00 E

L - 100 + 00 E

L - 120 + 00 E

L - 140 + 00 E

L - 160 + 00 E

L - 180 + 00 E

TL - 72 + 00 N

TL - 30 + 00 N

BL - 0 + 00

TL - 40 + 00 S

TL - 80 + 00 S

TL - 120 + 00 S

Debert Lake

Big Snare Lake

Little Snare Lake

## LEGEND

| | |
|---|---|
| Instrument: | Ronka EM-16 TX-27 |
| Station: | TX-27 |
| Operators: | Various |
| In - Phase: | ——— |
| Out - of - Phase: | — — |
| EM Conductor: | - - - - - |
| Direction Faced: | Towards Transmitter |
| Profile Scale 1 Inch = 40% | Left Wave and Right Wave Crossovers. +20% 0 -20% |

Stations every 100 feet.

Compass and pace lines only.

Long Wire Tx location, Direction of surveyed block indicated by arrow

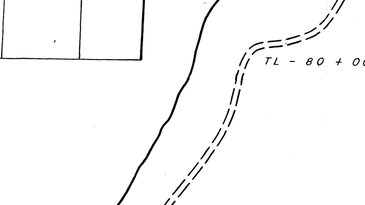


KEY

Gulf Minerals Canada Limited

COBEQUID PROJECT

# ELECTROMAGNETIC SURVEY

433420

NOVA SCOTIA

| DATE: | SCALE: | DRAWN BY: | PLATE: III 00 |
|---|---|---|---|
| OCTOBER 1979 | 1 INCH = 400 FEET | | N.T.S. 11E/11 PT. |

To accompany "Cobequid III, IV and IBM Reports", October 1979.

63°28'
45°37'30"
27'
26'
63°25'
45°37'30"
37'
36'
35'
45°34'
63°28'
27'
26'
63°25'
45°34'

L - 80 + 00 E
L - 100 + 00 E
L - 120 + 00 E
L - 140 + 00 E
L - 160 + 00 E
L - 180 + 00 E

TL - 72 + 00 N
TL - 30 + 00 N
BL 0 + 00
TL - 40 + 00 S
TL - 80 + 00 S

Depert Lake
Big Snare Lake
Little Snare Lake

LEGEND

- o Soil sample location
- 8 "C" Horizon value in p.p.m.
- - Insufficient sample

KEY

| | |
|---|---|
| 11E/12d | 11E/11c |
| 63°34'00" | 63°22'00" |
| 45°37'30" | |
| 1 | 2 |
| 3 | 4 |
| 45°34'00" | |
| 11E/12a | 11E/11b |

433420

Gulf Minerals Canada Limited

COBEQUID PROJECT

# GEOCHEMICAL SURVEY

(SAMPLE LOCATION AND VALUE)

## COPPER

CLAIM BLOCK III, IV & IBM

NOVA SCOTIA

| DATE | SCALE | DRAWN BY | PLATE |
|---|---|---|---|
| OCTOBER 1979 | 1 INCH = 400 FEET | | III fa |
| | | | N.T.S. 11E/11 PT |

To accompany "Cobequid III, IV and IBM Reports", October 1979.

63°25 | 24' | 23' | 63°22'

45°37'30"

37'

L - 200 + 00 E

L - 220 + 00 E

TL - 30 + 00 N

Brook

Byers

BL - 0 + 00

36'

35'

Whirleywaugh Lake

Round Lake

Long Lake

Shatter Lake

Irvine Lake

Rocky Lake

Musquash Lake

Johnston Lake

45°34'

63°25' | 24' | 23' | 63°22'

LEGEND

° Soil sample location

8 "C" Horizon value in p.p.m.

– Insufficient sample




KEY

433420

Gulf Minerals Canada Limited

COBEQUID PROJECT

GEOCHEMICAL SURVEY

(SAMPLE LOCATION AND VALUE)

COPPER

CLAIM BLOCK IV & IBM

NOVA SCOTIA

| DATE: | SCALE: | DRAWN BY: | PLATE: IV fa |
|---|---|---|---|
| OCTOBER 1979 | 1 INCH=400 FEET | | N.T.S. 11E/11 PT. |

To accompany "Cobequid IV and IBM Reports", October 1979.

63°28' 27' 26' 63°25'

45°37'30"

45°34'

37'

36'

35'

L - 80 + 00 E

L - 100 + 00 E

L - 120 + 00 E

L - 140 + 00 E

L - 160 + 00 E

L - 180 + 00 E

TL - 72 + 00 N

TL - 30 + 00 N

BL - 0 + 00

TL - 40 + 00 S

TL - 80 + 00 S

TL - 120 + 00 S

Debert Lake

Big Snare Lake

Little Snare Lake

LEGEND

° Soil sample location

6/4 "A" Horizon value in p.p.m. / "C" Horizon value in p.p.m.

– Assay value < 0.1 p.p.m.

NOTE: Sample values are X 10

ie: 1.8 = 18

RECEIVED
FEB 8 14 48 '80
MINES
NOVA SCOTIA

| | | | |
|---|---|---|---|
| 11E/12d | | 11E/11c | |
| 63°34'00" | | | 63°22'00" |
| 45°37'30" | 1 | 2 | 3 | 4 |
| 45°34'00" | | | |
| 11E/12a | | 11E/11b | |

KEY

433420

Gulf Minerals Canada Limited

COBEQUID PROJECT

# GEOCHEMICAL SURVEY

(SAMPLE LOCATION AND VALUE)

## URANIUM

CLAIM BLOCK III, IV

NOVA SCOTIA

| DATE: | SCALE: | DRAWN BY: | PLATE: IIIfb |
|---|---|---|---|
| OCTOBER 1979 | 1 INCH = 400 FEET | | N.T.S. 11E/11 PT. |

To accompany "Cobequid III and IV Reports," October 1979.

63°25 | 24' | 23' | 63°22'

45°37'30"

37'

L - 200 + 00 E

L - 220 + 00 E

TL - 30 + 00 N

Brook

| | | | | | | |
|---|---|---|---|---|---|---|
| 2.2 | 3.0 | — | 3.6 | 2.4 | — | 2.6 |
| 2.7 | 3.1 | — | 2.1 | 2.0 | — | 2.7 |
| 3.1 | 4.2 | — | — | 3.0 | 3.1 | — |
| 3.3 | 3.0 | 3.4 | — | — | 4.6 | 1.6 |
| 2.6 | 2.7 | — | 3.3 | 2.5 | 3.2 | 3.1 |
| 2.8 | 3.2 | 3.3 | 2.3 | 2.3 | — | 4.3 |
| 1.4 | 2.6 | 3.8 | 2.7 | — | — | 2.7 |
| 2.7 | 1.9 | 1.9 | — | 3.2 | 3.2 | 2.4 |
| 1.9 | 1.7 | 1.8 | 3.1 | — | 2.6 | 3.2 |
| 3.9 | 1.9 | — | 2.7 | 2.4 | 2.9 | 2.6 |
| 1.1 | 1.8 | — | 2.3 | 2.0 | 2.4 | 2.5 |
| — | — | 2.2 | — | 2.1 | 2.8 | 3.0 |
| — | 2.0 | — | 3.9 | — | — | 2.6 |
| 2.7 | 1.9 | — | — | 4.1 | 2.1 | 2.5 |
| 1.9 | 4.6 | 2.3 | — | 3.2 | 2.6 | 3.0 |
| — | 2.5 | 4.2 | — | 3.4 | 3.9 | — |
| 3.0 | 2.1 | — | — | 6.9 | — | — |
| — | 2.4 | — | 5.4 | — | 2.2 | 3.3 |
| — | 3.5 | — | 4.1 | 2.7 | 3.0 | 2.8 |
| 4.0 | 4.4 | — | 2.2 | 2.5 | 2.3 | 2.7 |
| — | 3.2 | 3.1 | — | 2.3 | 2.7 | — |
| 2.9 | 2.5 | 4.1 | — | — | 3.5 | 2.7 |
| — | 2.2 | 2.9 | — | 2.6 | 2.5 | — |
| — | 2.8 | 2.8 | 3.4 | 2.6 | 1.6 | — |
| 1.9 | 3.8 | 2.2 | — | 2.3 | — | 2.6 |
| 2.9 | 2.9 | 2.6 | — | 2.3 | 2.4 | 2.4 |
| 1.9 | 2.7 | 1.7 | — | 2.1 | 1.8 | 2.7 |
| 2.4 | 2.7 | — | — | 3.0 | 2.7 | 3.3 |
| 4.5 | 3.2 | — | 2.8 | 3.2 | 3.3 | — |
| 3.0 | 2.7 | 3.2 | 2.6 | 2.2 | — | 2.6 |
| 4.1 | 2.7 | 3.4 | 3.6 | 2.8 | 2.6 | 2.7 |
| 2.5 | 2.9 | 1.4 | 1.8 | — | 2.9 | — |
| 2.5 | 1.9 | 2.3 | 1.9 | 2.4 | 2.4 | 4.2 |
| 2.5 | 2.9 | 2.3 | 1.7 | 2.4 | 2.4 | 4.4 |
| 2.4 | 3.0 | — | — | 2.5 | 4.8 | — |
| 3.9 | 1.7 | — | 3.9 | 2.5 | 2.4 | — |
| | 2.7 | | | | 3.0 | — |
| | | | | | 2.8 | — |

BL - 0 + 00

Byers

L - 220 + 00 E

L - 200 + 00 E

Whirleywaugh Lake

Round Lake

Long Lake

Shatter Lake

Irvine Lake

Rocky Lake

Musquash Lake

Johnston Lake

36'

35'

45°34'

63°25' | 24' | 23' | 63°22'

45°34'

11E / 12d | 11E / 11c

63°34'00" | 63°22'00"

45°37'30"

1 | 2 | 3 | 4

45°34'00"

11E / 12a | 11E / 11b

KEY

433420

Gulf Minerals Canada Limited

COBEQUID PROJECT

GEOCHEMICAL SURVEY

(SAMPLE LOCATION AND VALUE)

URANIUM

CLAIM BLOCK IV

NOVA SCOTIA

| DATE: | SCALE: | DRAWN BY: | PLATE: IVfb |
|---|---|---|---|
| OCTOBER 1979 | 1 INCH=400 FEET | | N.T.S. 11E/11 PT. |

To accompany "Cobequid IV Report," October 1979.

RECEIVED
FEB 8 14 48 '80
MINES
NOVA SCOTIA

63°28'
45°37'30"
27'
26'
63°25'
37'
36'
35'
45°34'
L - 80 + 00 E
L - 100 + 00 E
L - 120 + 00 E
L - 140 + 00 E
L - 160 + 00 E
L - 180 + 00 E
TL - 72 + 00 N
TL - 30 + 00 N
BL 0 + 00
TL - 40 + 00 S
TL - 80 + 00 S
TL - 120 + 00 S
Debert Lake
Big Snare Lake
Little Snare Lake

LEGEND

- ° Soil sample location
- 8 "C" Horizon value in p.p.m.
- – Insufficient sample

KEY

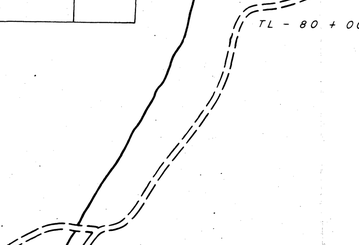


433420

Gulf Minerals Canada Limited

COBEQUID PROJECT

GEOCHEMICAL SURVEY

(SAMPLE LOCATION AND VALUE)

LEAD

CLAIM BLOCK III, IV & IBM

NOVA SCOTIA

| DATE | SCALE | DRAWN BY | PLATE III fc |
|---|---|---|---|
| OCTOBER 1979 | 1 INCH = 400 FEET | | N.T.S. 11E/11 PT. |

To accompany "Cobequid III, IV and IBM Reports," October 1979.

63°25' 24' 23' 63°22'
45°37'30"

37'

36'

35'

45°34'

L - 200 + 00 E

L - 220 + 00 E

TL - 30 + 00 N

BL - 0 + 00

Brook

Byers

Whirleywaugh Lake

Round Lake

Long Lake

Shatter Lake

Irvine Lake

Rocky Lake

Musquash Lake

Johnston Lake

LEGEND

- Soil sample location
- 8 "C" Horizon value in p.p.m.
- – Insufficient sample

KEY




433420

Gulf Minerals Canada Limited

COBEQUID PROJECT

GEOCHEMICAL SURVEY

(SAMPLE LOCATION AND VALUE)

LEAD

CLAIM BLOCK IV & IBM

NOVA SCOTIA

| DATE: | SCALE: | DRAWN BY: | PLATE: IVfc |
|---|---|---|---|
| OCTOBER 1979 | 1 INCH=400 FEET | | N.T.S. 11E/11 PT. |

To accompany "Cobequid IV and IBM Reports", October 1979.

63°28'
45°37'30"
27'
26'
63°25'
45°37'30"

0 + 00 E

L - 100 + 00 E

L - 120 + 00 E

L - 140 + 00 E

L - 160 + 00 E

L - 180 + 00 E

TL - 30 + 00 N

TL - 40 + 00 S

TL - 80 + 00 S

TL - 120 + 00 S

BL - 0 + 00

36'

35'

Debert Lake

Big Snare Lake

Little Snare Lake

L - 80 + 00 E

L - 100 + 00 E

L - 120 + 00 E

L - 140 + 00 E

L - 160 + 00 E

45°34'
63°28'
27'
26'
63°25'
45°34'

LEGEND

- ° Soil sample location
- 8 "C" Horizon value in p.p.m.
- – Insufficient sample

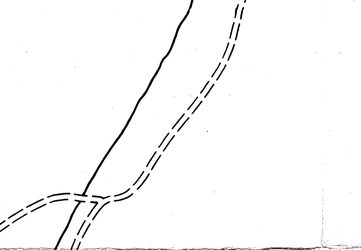


KEY

433420

Gulf Minerals Canada Limited

COBEQUID PROJECT

GEOCHEMICAL SURVEY

(SAMPLE LOCATION AND VALUE)

ZINC

CLAIM BLOCK III, IV & IBM

NOVA SCOTIA

| DATE | SCALE | DRAWN BY | PLATE III fd |
|---|---|---|---|
| OCTOBER 1979 | 1 INCH = 400 FEET | | N.T.S. 11E/11 PT |

To accompany "Cobequid III, IV and IBM Reports", October 1979.

63°25 | 24' | 23' | 63°22'

45°37'30"

37'

L - 200 + 00 E

L - 220 + 00 E

TL - 30 + 00 N

Brook

Byers

BL - 0 + 00

Whirleywaugh Lake

Round Lake

Long Lake

Shatter Lake

Irvine Lake

Rocky Lake

Musquash Lake

Johnston Lake

36'

35'

45°34'

63°25' | 24' | 23' | 63°22'

LEGEND

- Soil sample location
- 8 "C" Horizon value in p.p.m.
- ¬ Insufficient sample

KEY

| | |
|---|---|
| 11E/12d | 11E/11c |
| 11E/12a | 11E/11b |

63°34'00" | 63°22'00" | 45°37'30" | 45°34'00"

1 | 2 | 3 | 4

233420

Gulf Minerals Canada Limited

COBEQUID PROJECT

GEOCHEMICAL SURVEY

(SAMPLE LOCATION AND VALUE)

Zn

CLAIM BLOCK IV & IBM

NOVA SCOTIA

| DATE: | SCALE: | DRAWN BY: | PLATE: IVfd |
|---|---|---|---|
| OCTOBER 1979 | 1"INCH=400 FEET | | N.T.S. 11E/11 PT. |

To accompany "Cobequid IV and IBM Reports," October 1979.

63°28' 27' 26' 63°25'

45°37'30"

37'

36'

35'

45°34'

L - 80 + 00 E

L - 100 + 00 E

L - 120 + 00 E

L - 140 + 00 E

L - 160 + 00 E

L - 180 + 00 E

TL - 72 + 00 N

TL - 30 + 00 N

BL - 0 + 00

TL - 40 + 00 S

TL - 80 + 00 S

TL - 120 + 00 S

Debert Lake

Big Snare Lake

Little Snare Lake

R-321 R-329 R-330 R-320 R-332 R-319 R-318 R-317 R-333 R-200 R-199 R-198 R-311 R-312 R-310 R-313 R-315 R-307 R-308 R-316 R-328 R-309 R-324 R-326 R-322 R-327 R-314 R-195 R-196 R-201 R-192 R-197 R-194 R-193 R-191 R-190 R-189 R-186 R-187 R-185 R-183 R-75 R-81 R-82 R-63 R-76 R-65 R-64 R-88 R-89 R-87 R-86 R-80 R-91 R-90 R-78 R-77 R-79

LEGEND

x R-321 Whole rock sample location and number

| | | | |
|---|---|---|---|
| 11E/12d | | 11E/11c | |
| 63°34'00" | | | 63°22'00" |
| 45°37'30" | | | |
| | 1 | 2 | 3 | 4 |
| 45°34'00" | | | |
| 11E/12a | | 11E/11b | |

KEY

433420

Gulf Minerals Canada Limited

COBEQUID PROJECT

# GEOCHEMICAL SURVEY

(WHOLE ROCK - LOCATION AND NUMBERS)

CLAIM BLOCK III, IV & IBM

NOVA SCOTIA

| DATE: | SCALE: | DRAWN BY: | PLATE: III fr |
|---|---|---|---|
| OCTOBER 1979 | 1 INCH = 400 FEET | | N.T.S. 11E/11 P.T. |

To accompany "Cobequid III, IV and IBM Reports", October 1979.