AR2008-146

AR2008-146

TRIPPLE URANIUM RESOURCES INC.

Wentworth A Property

2007 DIAMOND DRILLING WORK PROGRAM
Second Year Assessment Report

Covering

Licence 07219

NTS Sheets 11E/11B and 11E/12A

Cumberland and Colchester Counties

Northern Nova Scotia

Work Year: Second Year

Work Completed: June 19 – July 20, 2007

Total Claims: 80

Total Expenditures: $522,174.63

Submitted by:

Brian Cole *PGeo.*, José Texidor *MSc.* & Steve Janes *BSc.*

Date: August 12, 2008

VOLUME 1

ENRMPT AUG13'08 15:12

TRIPPLE URANIUM RESOURCES INC.

108-F TRIDER CRESCENT, DARTMOUTH, NS, B3B 1R6

DUPLICATE AVAILABLE

TABLE OF CONTENTS

1 SUMMARY 1

2 INTRODUCTION 1

3 PROPERTY DESCRIPTION AND LOCATION 2

4 LICENCE TABULATION 2

5 GEOLOGY 7

6 WORK PREFORMED 7

7 CONCLUSIONS AND RECOMMENDATIONS 10

8 BIBLIOGRAPHY 12

9 CERTIFICATE OF QUALIFICATIONS: 14

LIST OF TABLES

✓ Table 1 Licence Tabulation 2
✓Table 2 Drill Hole Technical Data 8
✓Table 3 Personnel and Contractors Utilized 9

LIST OF FIGURES

✓ Figure 1 Regional Property Location 3
✓ Figure 2 Drill Holes with Licence Location 4
✓ Figure 3 Drill Holes with Bedrock Geology 5
✓ Figure 4 Drill Holes with Total Magnetic Field 6

LIST OF APPENDICES

✓ Appendix I Expenditures for Second Year Assessment 15
✓ Appendix II Drill Core Data Sheet 16
✓ Appendix III Assays Results 17

✓ VOLUME 2 ADDENDUM

1 SUMMARY

In the second year of exploration, attention was focused on ten diamond drill-holes aggregating a total of 2200.8 meters performed by Springdale Forest Resources Inc. which was completed in mid - July 2007 for the purposes of mineral exploration.

Many drill-core assays returned very anomalously high, but sub-economic, concentrations of tin (up to 578 ppm), bismuth (up to 265 ppm), zinc (up to 1,170 ppm) and molybdenum (several samples >100 ppm). Tin and molybdenum, but especially tin, are almost exclusively associated with intrusive porphyries, and can be found both in the intrusive body itself and on the hosting country-rock. Although no direct evidence for an intrusive body was found, it is likely that the drilling program intersected the fringe of an alteration system driven by one or more porphyry-type intrusives, which created a heat pump for hydrothermal and/or meteoric fluids and resulted on several hydrothermal alteration episodes.

Geochemical assays indicated elevated naturally occurring background concentrations of uranium, as would be expected in a volcanic terrain containing felsic pyroclastic units (ignimbrites).

2 INTRODUCTION

Tripple Uranium Resources Inc. ("Tripple") was originally a privately held company incorporated during 2006 for the purposes of mineral exploration in Atlantic Canada. In 2007, this Company was acquired as a wholly owned subsidiary of Capella Resources Ltd. ("Capella"). Capella is a publicly traded, junior exploration company with interests located in Labrador, Newfoundland, Nova Scotia and New Brunswick.

The recorded holder of all claims is Tripple Uranium Resources Inc., 108-F Trider Crescent, Dartmouth, NS, B3B 1R6. Licence 07219 has a cumulative total of 80 contiguous claims and aggregate area coverage of approximately 1,280 hectares ("ha").

This report is a combined historical document and data review as well as a report on diamond drilling that furthered delineation and testing of airborne geophysical targets during the 2007 assessment year respectively.

3 PROPERTY DESCRIPTION AND LOCATION

Tripple has assigned the above licence as Wentworth – NS 300 area A. The property is located in Cumberland and Colchester Counties, in northern Nova Scotia approximately 49 km northwest of Truro. Center of the property can be located approximately at the juncture of Swan Brook and East Branch Swan Brook just south of East Wentworth (Figures 1 and 2).

Access is afforded by Provincial Secondary Route 4 and highway 246 along with secondary roads, bush trails and logging roads provide easy access to all parts of the property.

The area has contrasting topography being part of the Cobequid Highlands and the Cumberland Pictou Lowlands. The Cobequid Hills were formed by fault movement during the Carboniferous. The crest of the Cobequid Hills is relatively even and undissected with an elevation on average of 275 m except for areas that has been deeply incised by Totten Brook, Swan Brook and East Swan Brook. The Carboniferous Lowlands has an elevation on average of 40 m a.s.l. and consists of gentle hills with sporadic marsh land.

At base of the northern slopes of the Cobequid Hills vegetation support a mixed forest of hardwoods and red spruce, fir and hemlock, in which softwoods originally predominated. As one ascends the slopes the forest becomes prevailingly of the hardwood type.

4 LICENCE TABULATION

The Wentworth property held by Tripple consists of 80 claims under exploration licence 07219 that has an anniversary date of March 22nd, 2008 (Table 1).

Table 1:

Claims Tabulation for Licence 07219

Licence Number	Issue Date	Claims	Actual Claims	Tract	Claims per Tract	Reference Map
07219	22-Mar-07	80	A B C D E F G H J K L M N O P Q	97 ✓	16	11 E 12 A ✓
			A B C D E F G H J K L M N O P Q	98 ✓	16	11 E 12 A ✓
			A B C D E F G H J K L M N O P Q	85✓	16	11 E 11 B ✓
			A*B C D E F G H J K L M N O P Q	107✓	16	11 E 11 B ✓
			A B C D E F G H J K L M N O P Q	108✓	16	11 E 11 B ✓

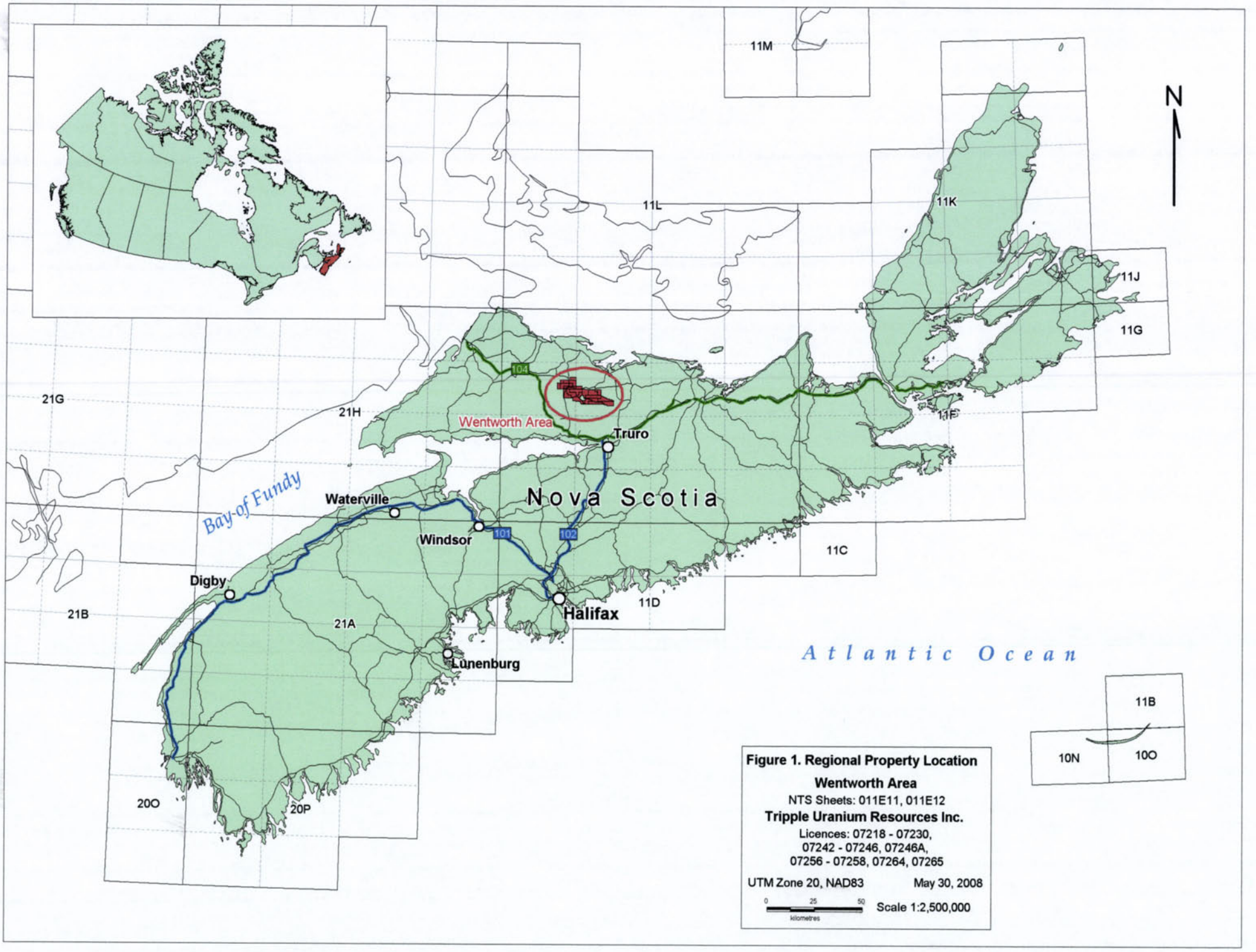

Figure 1. Regional Property Location

Wentworth Area

NTS Sheets: 011E11, 011E12

Tripple Uranium Resources Inc.

Licences: 07218 - 07230,
07242 - 07246, 07246A,
07256 - 07258, 07264, 07265

UTM Zone 20, NAD83 May 30, 2008

0 25 50
kilometres

Scale 1:2,500,000

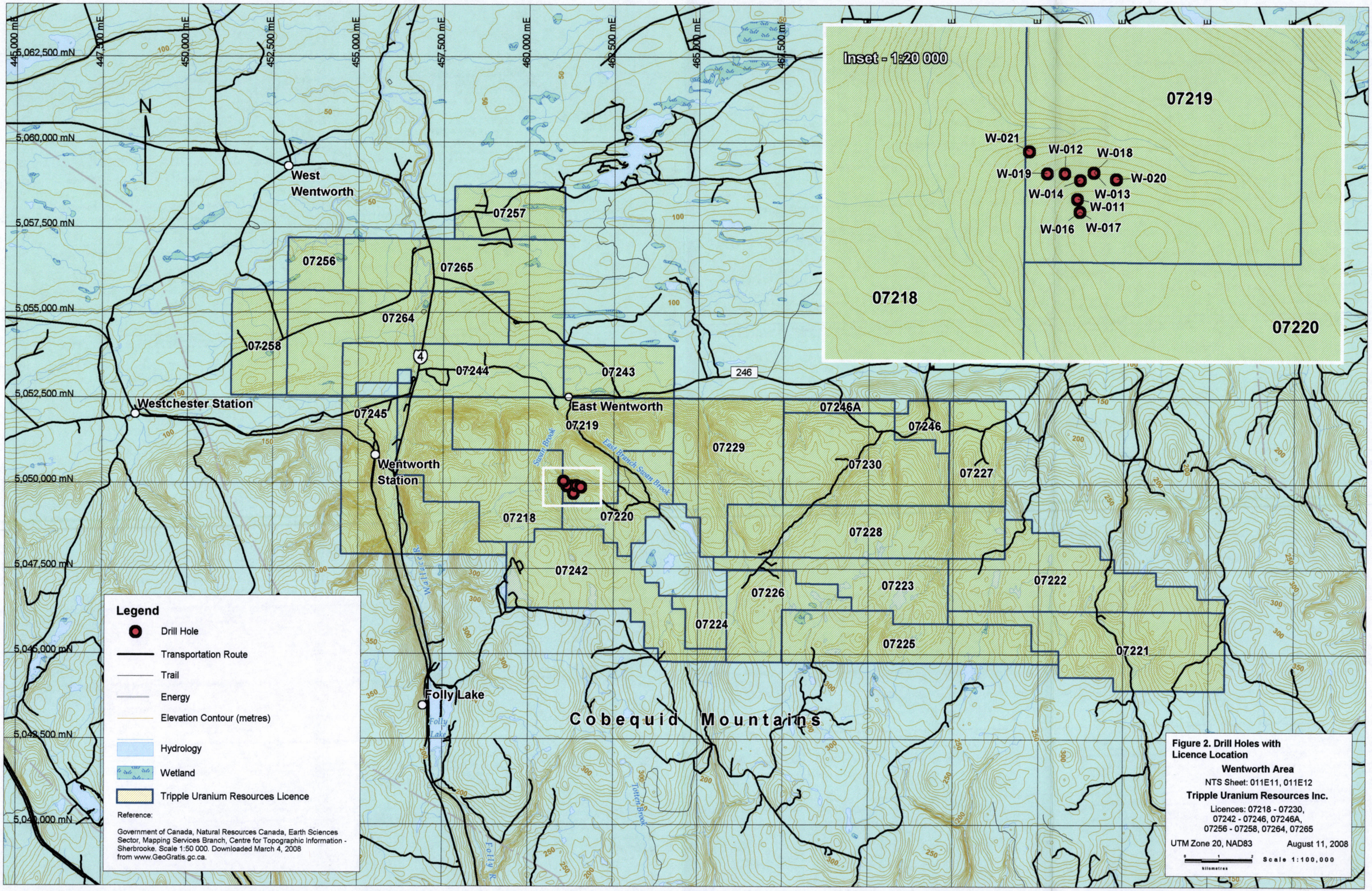
Inset - 1:20 000
07219
07218
07220
W-021
W-012
W-018
W-019
W-020
W-014
W-013
W-011
W-016
W-017
445,000 mE
447,500 mE
450,000 mE
452,500 mE
455,000 mE
457,500 mE
460,000 mE
462,500 mE
465,000 mE
467,500 mE
5,062,500 mN
5,060,000 mN
5,057,500 mN
5,055,000 mN
5,052,500 mN
5,050,000 mN
5,047,500 mN
5,045,000 mN
5,042,500 mN
5,040,000 mN
N
West Wentworth
07257
07256
07265
07264
07258
07244
07243
246
Westchester Station
07245
East Wentworth
07219
07246A
07246
07229
07230
07227
Wentworth
Wentworth Station
07218
07220
07228
07242
07226
07223
07222
07224
07225
07221
Folly Lake
Cobequid Mountains
Legend
Drill Hole
Transportation Route
Trail
Energy
Elevation Contour (metres)
Hydrology
Wetland
Tripple Uranium Resources Licence
Reference:
Government of Canada, Natural Resources Canada, Earth Sciences Sector, Mapping Services Branch, Centre for Topographic Information - Sherbrooke. Scale 1:50 000. Downloaded March 4, 2008 from www.GeoGratis.gc.ca.
Figure 2. Drill Holes with Licence Location
Wentworth Area
NTS Sheet: 011E11, 011E12
Tripple Uranium Resources Inc.
Licences: 07218 - 07230, 07242 - 07246, 07246A, 07256 - 07258, 07264, 07265
UTM Zone 20, NAD83
August 11, 2008
Scale 1:100,000
kilometres

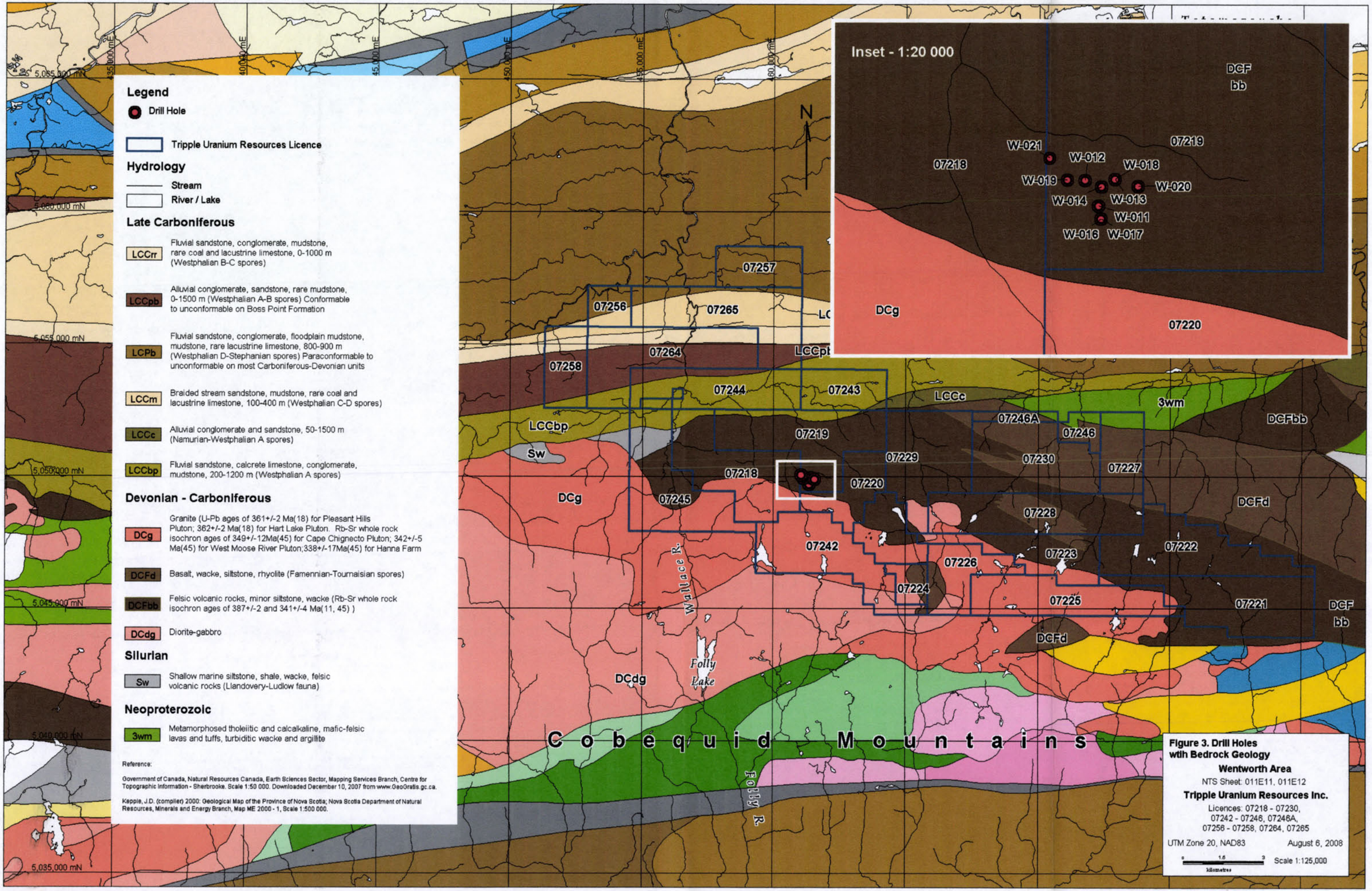

Legend
Drill Hole
Tripple Uranium Resources Licence
Hydrology
Stream
River / Lake
Late Carboniferous
LCCrr Fluvial sandstone, conglomerate, mudstone, rare coal and lacustrine limestone, 0-1000 m (Westphalian B-C spores)
LCCpb Alluvial conglomerate, sandstone, rare mudstone, 0-1500 m (Westphalian A-B spores) Conformable to unconformable on Boss Point Formation
LCPb Fluvial sandstone, conglomerate, floodplain mudstone, mudstone, rare lacustrine limestone, 800-900 m (Westphalian D-Stephanian spores) Paraconformable to unconformable on most Carboniferous-Devonian units
LCCm Braided stream sandstone, mudstone, rare coal and lacustrine limestone, 100-400 m (Westphalian C-D spores)
LCCc Alluvial conglomerate and sandstone, 50-1500 m (Namurian-Westphalian A spores)
LCCbp Fluvial sandstone, calcrete limestone, conglomerate, mudstone, 200-1200 m (Westphalian A spores)
Devonian - Carboniferous
DCg Granite (U-Pb ages of 361+/-2 Ma(18) for Pleasant Hills Pluton; 362+/-2 Ma(18) for Hart Lake Pluton. Rb-Sr whole rock isochron ages of 349+/-12Ma(45) for Cape Chignecto Pluton; 342+/-5 Ma(45) for West Moose River Pluton;338+/-17Ma(45) for Hanna Farm
DCFd Basalt, wacke, siltstone, rhyolite (Famennian-Tournaisian spores)
DCFbb Felsic volcanic rocks, minor siltstone, wacke (Rb-Sr whole rock isochron ages of 387+/-2 and 341+/-4 Ma(11, 45))
DCdg Diorite-gabbro
Silurian
Sw Shallow marine siltstone, shale, wacke, felsic volcanic rocks (Llandovery-Ludlow fauna)
Neoproterozoic
3wm Metamorphosed tholeiitic and calcalkaline, mafic-felsic lavas and tuffs, turbiditic wacke and argillite
Reference:
Government of Canada, Natural Resources Canada, Earth Sciences Sector, Mapping Services Branch, Centre for Topographic Information - Sherbrooke. Scale 1:50 000. Downloaded December 10, 2007 from www.GeoGratis.gc.ca.
Keppie, J.D. (compiler) 2000: Geological Map of the Province of Nova Scotia; Nova Scotia Department of Natural Resources, Minerals and Energy Branch, Map ME 2000 - 1, Scale 1:500 000.
Inset - 1:20 000
DCF bb
07218
07219
W-021
W-012
W-018
W-019
W-020
W-014
W-013
W-011
W-016
W-017
DCg
07220
N
07257
07256
07265
07264
07258
07244
07243
LCCc
3wm
DCFbb
07246A
07246
07219
07229
07230
07227
07218
07220
07245
07228
DCFd
07242
07223
07222
07226
07224
07225
07221
DCF bb
DCFd
DCdg
Wallace R.
Folly Lake
Folly R.
Cobequid Mountains
5,065,000 mN
5,060,000 mN
5,055,000 mN
5,050,000 mN
5,045,000 mN
5,040,000 mN
5,035,000 mN
435,000 mE
440,000 mE
445,000 mE
450,000 mE
455,000 mE
460,000 mE
Figure 3. Drill Holes wtih Bedrock Geology
Wentworth Area
NTS Sheet: 011E11, 011E12
Tripple Uranium Resources Inc.
Licences: 07218 - 07230, 07242 - 07246, 07246A, 07256 - 07258, 07264, 07265
UTM Zone 20, NAD83
August 6, 2008
Scale 1:125,000
kilometres

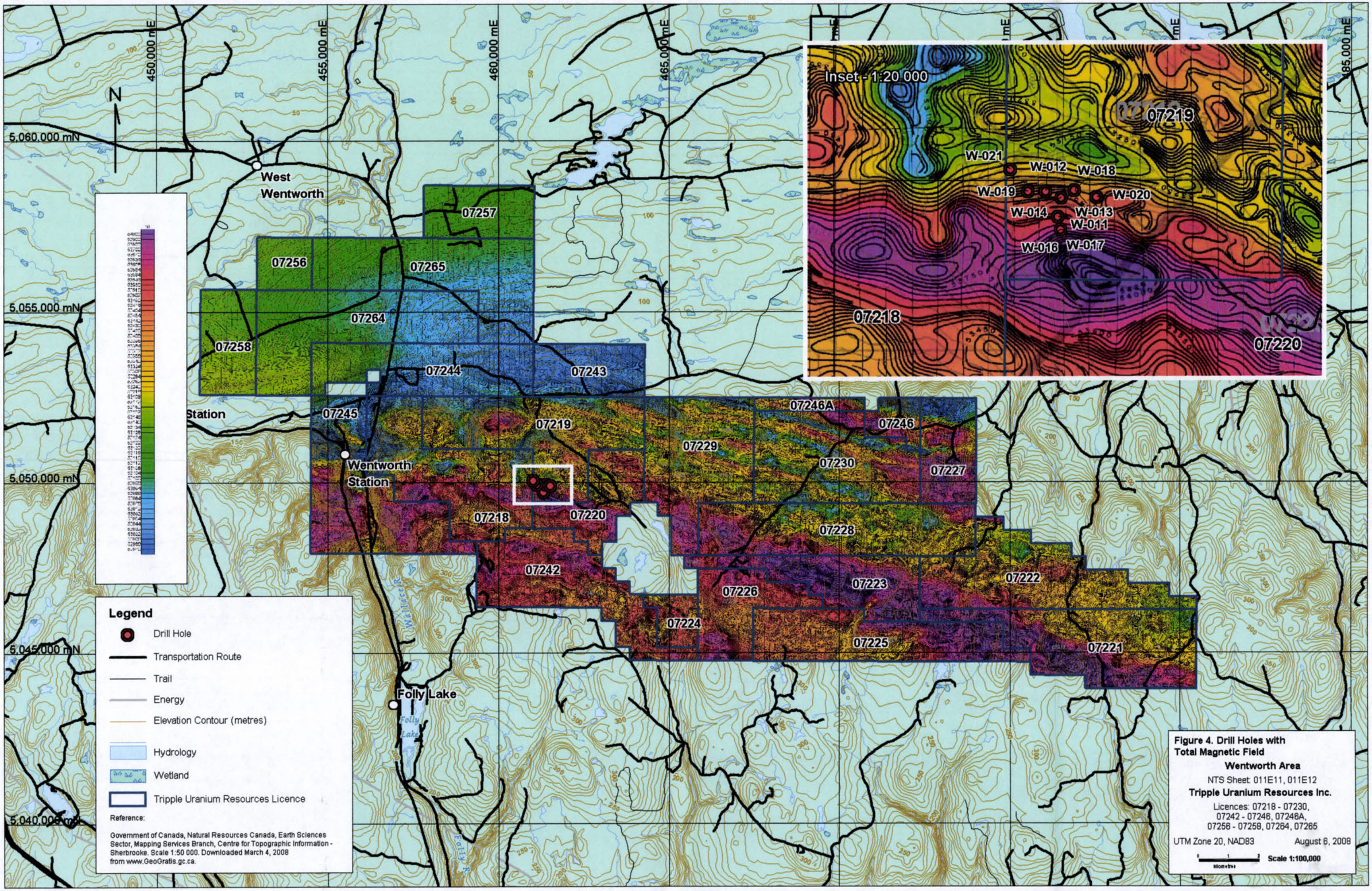
Inset - 1:20 000
07219
W-021
W-012
W-018
W-019
W-020
W-014
W-013
W-011
W-016
W-017
07218
07220
N
450,000 mE
455,000 mE
460,000 mE
465,000 mE
485,000 mE
5,060,000 mN
5,055,000 mN
5,050,000 mN
5,045,000 mN
5,040,000 mN
West Wentworth
Station
Wentworth Station
Folly Lake
07257
07256
07265
07264
07258
07244
07243
07245
07219
07246A
07246
07229
07230
07227
07218
07220
07228
07242
07226
07223
07222
07224
07225
07221
Legend
Drill Hole
Transportation Route
Trail
Energy
Elevation Contour (metres)
Hydrology
Wetland
Tripple Uranium Resources Licence
Reference:
Government of Canada, Natural Resources Canada, Earth Sciences Sector, Mapping Services Branch, Centre for Topographic Information - Sherbrooke. Scale 1:50 000. Downloaded March 4, 2008 from www.GeoGratis.gc.ca.
Figure 4. Drill Holes with Total Magnetic Field
Wentworth Area
NTS Sheet: 011E11, 011E12
Tripple Uranium Resources Inc.
Licences: 07218 - 07230, 07242 - 07246, 07246A, 07256 - 07258, 07264, 07265
UTM Zone 20, NAD83
August 6, 2008
Scale 1:100,000

5 GEOLOGY

The geology of the Wentworth property in the Cobequid Hills area consists of metamorphosed sediments, granites, and volcanic deposits which range in age from Precambrian to Devonian that are surrounded by easily eroded low-lying Carboniferous sediments (Figure 3).

The majority of the property is overlain by Middle Devonian to Early Carboniferous Fountain Lake Group emplaced with granite and diorite-gabbro plutons. The Fountain Lake Group includes the Byers Brook Formation overlain by the Diamond Brook formation. This group consists mostly of rhyolite and basaltic volcanic rocks with minor tuffaceous clastic rocks.

The Late Carboniferous Cumberland Group is found in the northern portion of the property. The group represents deposition in fluvial, alluvial plain, lacustrine, estuarine, and shoreline environments with restricted marine influence, such as a marine gulf setting (Way, 1968; Duff and Walton, 1973; Kaplan and Donahoe, 1980; Calder, 1984; Rust et al., 1984; Browne and Plint, 1994; Archer et al., 1995; Gibling, 1995; Calder, 1998; Davies and Gibling, 2003).

Two of the eight formations occur on the property; they are: Claremont and Boss Point formations. The group has a broad spectrum of lithologies which include red and grey, boulder to pebble, polymictic conglomerate; medium- to coarse-grained, trough, cross-stratified subarkose to sublitharenite; grey to reddish-brown mudstone and siltstone; fine-grained litharenite; locally fossiliferous limestone and shale.

6 WORK PERFORMED

A diamond drilling program totaling 2,200.8 meters in 10 drill-holes was carried out between June 19th and July 18th, 2007, by Springdale Forest Resources Inc. of Springdale, NL, under the supervision of Neil Downey (Senior Geologist) and José Texidor Carlsson (Drill Geologist). The drill-holes are located close to geological boundaries (Fig. 3) coincident with magnetic anomalies (Fig. 4).

Drill-holes on licence 07219 were drilled along a *magnetic-high* (Fig. 4) anomaly, parallel to the boundary between the Devonian-Carboniferous granitoids and volcaniclastic rocks (Fig. 3). Table 2 lists the drill-hole locations and technical data.

Table 2: Drill Hole Technical Data

Project	Hole ID	UTM_E*	UTM_N*	Elevation (m)	UTM Zone	Azimuth	Dip	Final Depth	Core Size
NS300A	W011	461320	5049789	292	20T	20	-60	12.0	NQ
NS300A	W012	461244	5049940	260	20T	200	-60	273.0	NQ
NS300A	W013	461417	5049946	280	20T	20	-60	251.0	NQ
NS300A	W014	461338	5049901	268	20T	200	-60	264.0	NQ
NS300A	W016	461335	5049715	284	20T	20	-60	326.9	NQ
NS300A	W017	461335	5049715	284	20T	20	-45	259.0	NQ
NS300A	W018	461417	5049946	280	20T	200	-45	215.0	NQ
NS300A	W019	461138	5049941	266	20T	200	-45	283.4	NQ
NS300A	W020	461548	5049906	285	20T	200	-45	212.5	NQ
NS300A	W021	461033	5050070	232	20T	200	-60	104.0	NQ

***Datum: WGS84**

Drill-holes intersected altered felsic ignimbrite, typically banded but also brecciated and/or fragmental, mafic vesicular flows and mafic dykes. Hematization and silicification of the ignimbritic units was common and widespread (Appendix II).

Narrow disseminated sulphide zones (typically 0.1-1.0% pyrite) typically less than 1 meter wide were intersected on some ignimbrites and mafic flows. Very narrow (millimeter-wide to 10 centimeter wide) pyritic zones (0.1-1.0% pyrite) are common in the ignimbritic units. Traces of molybdenite were observed in some cracks.

Core was stored on-site at the exploration camp for the duration of the drilling campaign. 641 rock samples were taken from all drill-holes and sent for geochemical assay (major oxide and trace elements, ICP-MS) to Actlabs in Ontario, in order to understand better the geochemical and geological setting. Assay results are provided on Appendix III. All holes were cased with plastic casing and capped.

Specifics pertaining to persons and contractors involved in the 2007 work program are outlined below in Table 3.

Table 3: Wentworth A
Personnel and Contractors Utilized

Name	*Address*	*Involvement*	*# of days*
Amanda Roberts	Halifax, Nova Scotia	Geologist	2
Andy Ward	Port Hope-Simpson, Labrador	Prospector	2
Brad Kuryluk	Sackville, Nova Scotia	Helper	5
Craig Hunt	St. John's, Newfoundland	Geologist	2
Dane McKean Smith	Charleston, South Carolina, USA	Geologist	5
Jacqueline Smith	St. John's, Newfoundland	Geology Student	15
James Miller	Charleston, South Carolina, USA	Geologist	25
Jerry Furlong Jr	St. John's, Newfoundland	Prospector	15
Jessica Thompson	Indiana, USA	Geologist	10
Joe Monks	Rapid City, South Dakota, USA	Geologist	2
Jose Texidor Carlsson	Dartmouth, Nova Scotia	Drill Geologist	25
Mike Bowser	Sackville, Nova Scotia	Helper	10
Mike Kuryluk	Sackville, Nova Scotia	Logistics	2
Neil Downey	Dartmouth, Nova Scotia	Senior Geologist	5
Rick Bachman	Reno, Nevada, USA	Chief Geologist	1
Tyler Power	St. John's, Newfoundland	Geology Student	2

7 CONCLUSIONS AND RECOMMENDATIONS

Glacial overburden is thick in the property area and there is negligible outcrop in the drill area. The magnetic highs in the drill area can likely be attributed to mafic flows and dykes intercepted during drilling.

The presence of strong magnetic anomalies to the south of the drilling area, combined with extremely altered ignimbrites and pyritic mafic flows and dykes, suggest proximity to a source of acidic hydrothermal fluid, likely associated with the active volcanic environment that created the extrusive and intrusive rocks. Successive, distinct episodes of alteration are evident based on the different alteration styles: hematization, silicification and argillization. The bi-modal (mafic-felsic) volcanic environment coupled with evidence for multiple hydrothermal alteration events may have created an environment suitable for the presence of metallic mineralization.

The Cobequid-Chebaducto Fault Zone (CCFZ) has been identified as a prospective environment for Iron Oxide Copper Gold (IOCG) deposits, modeled on the well-known multi-mineral Olympic Dam deposit in Australia, characterized by widespread hematite, copper and gold mineralization, and low-grade uranium and silver mineralization. The possibility of encountering IOCG mineralization on this property cannot be ruled out at this stage, based on the presence of strong hematization and trace amounts of uranium and silver observed on assayed samples.

Although no direct evidence for an intrusive body was found, it is likely that the drilling program intersected the fringe of an alteration system driven by one or more porphyry-type intrusives, which created a heat pump for hydrothermal and/or meteoric fluids and resulted on several hydrothermal alteration episodes. Geochemical assays indicated elevated naturally occurring background concentrations of uranium, as would be expected in a volcanic terrain containing felsic pyroclastic units (ignimbrites).

Further interpretation and processing of data obtained during the 2007 drilling campaign is required before committing to a second phase of diamond drilling. An exploration program for 2008-2009 is proposed to evaluate targets by ground reconnaissance.

Respectfully submitted,

Brian Cole PGeo. And José Texidor MSc

August 12, 2008 August 12, 2008

8 BIBLIOGRAPHY

Archer, A.W., Calder, J.H., Gibling, M.R., Naylor, R.N., Reid, D.R. and Wightman, W.G.

1995: Trace fossils and agglutinated foraminifera as indicators of marine environments in the classic Carboniferous section at Joggins, Nova Scotia, Canada. Canadian Journal of Earth Sciences, vol. 32, pp. 2027-2039.

Browne, G.A., and Plint, G.H.

1994: Tectonic Event Stratigraphy in a Fluvio-Lacustrine, Strike-Slip Setting: The Boss Point Formation (Westphalian A), Cumberland Basin, Maritime Canada. Journal of Sedimentary Research, Volume 64b.

Calder, J.H.,

1984. Sedimentology studies within the Springhill coalfield, Cumberland County, Nova Scotia, pp. 1-6: in J. Szostak and K.A. Mills (eds.), Report of Activities, 1983; Nova Scotia Department of Mines and Energy, Mineral Development Division, Report 84-1, 341 p.

Calder,J.H.

1998: The Carboniferous evolution of Nova Scotia. In: Lyell: The past is the key to the present. Edited by D.J. Blundell and A.C. Scott. Geological Society of London, Special Publication, 143, pp. 261-302.

Davies, S.J. and Gibling, M.R.

2003: Architecture of coastal and alluvial deposits in an extensional basin: the Carboniferous Joggins Formation of eastern Canada. Sedimentology, vol.50, pp. 415-439.

Duff, P. McL. D. and Walton, E.K.,

1973. "Carboniferous sediments at Joggins, Nova Scotia"; 7th International Congress on Carboniferous Stratigraphy and Geology, Krefeld, 1971, vol. 2, pp. 365-379.

Gibling, M.R.

1995: Upper Paleozoic rocks, Nova Scotia. In: Geology of the Appalachian-Caledonian Orogen in Canada and Greenland. Edited by H.Williams. Geological Survey of Canada, Geology of Canada, no.6 (also Geological Society of America, the Geology of North America, v. I-1), pp. 493-523.

Kaplan, S.S. and Donahoe, J.,

1980. Sedimentologic description of part of coal-bearing Carboniferous sequence exposed near Joggins, Nova Scotia, (abstract): American Association of Petroleum Geologists Bulletin, vol. 64, pp. 730-731.

Keppie, J.D.

2000: Geological Map of the Province of Nova Scotia. Map ME 2000-001. Scale: 1:500 000. Nova Scotia Department of Natural Resources.

White, C.E, Horne, R.J., Muir, C., and Hunter, J.

1998. Preliminary bedrock geology of the Digby map sheet (21A/12), southwestern Nova Scotia. Nova Scotia Department of Natural Resources, Report ME 1998-002.

9 CERTIFICATE OF QUALIFICATIONS:

I, Brian Cole, do hereby certify that:

- I currently maintain a business address at 51275 Wilson Line, Springfield, Ontario, N0L 2J0, Canada.
- I am a graduate of Lakehead University, Thunder Bay, Ontario, with an Honours Bachelor of Science degree-Geology, completed 1978.
- I have worked as a geologist for a total of 29 years since my graduation, both domestically and internationally. Experience has been primarily focused in gold exploration and to a lesser degree in base metal, uranium, and diamond exploration.
- I am a Practicing member in good standing with the Association of Professional Geoscientists of Ontario, (APGO member #0165) as well as the Professional Engineers and Geoscientists of Newfoundland and Labrador. Professional registration in the Province of Nova Scotia is pending.
- I am a geological consultant and have a vested interest in the parent company of Tripple Uranium Resources, Capella Resources Ltd.

Aug 12, 2008

Appendix I

Expenditures for Second Year Assessment

Appendix 1: Wentworth A Expenditures for Drilling									
Licence No.	No. of Claims	Camp	Diesel for Drill	Drilling (Springdale)	Assay Costs	Personnel	Reporting	Administration (10%)	Totals
07219	80	$28,749.00	$ 10,058.62	$342,717.47	$54,295.00	$34,322.64	$ 4,561.48	$ 47,470.42	**$ 522,174.63**

Appendix II

Drill Core Data Sheet

Hole ID: W011

Easting: 461320

Northing: 5049789 **Azimuth:** 20

Elevation m: 292 **Dip:** -60

Tripple Uranium Resources, Inc.

Drill Core Data Sheet

Final Depth (m): 12

Core Size: NQ

Date Started: June 19, 2007

Date Completed: June 20, 2007

Drilled By: Springdale Forest

Logged by: James Miller

Depth	Lithology					Minerals			Alteration				
	From	To	Rx_Code	Rock Type	Description	Sulph	Fluord	Molyb	Qtz/Carb	Clay	B.R	Black	Sph
						3 6 9	3 6 9	3 6 9	3 6 9	3 6 9	3 6 9	3 6 9	3 6 9
0	0.0												
1													
2													
3				OVERBURDEN									
4													
5													
6		6.0											
7	6.0												
8													
9				RHYOLITE	Fractured rubble, ground core. Pink-VFG Felds and qtz phenocrysts generally less than 1mm up to 3mm. Epidote on fractures. Black mineralization noted on fractures has a yellow stain								
10													
11													
12		12.0											
13													
14													



Analyte Symbol	drill-hole	from	to	SiO2	Al2O3	Fe2O3(T)	MnO	MgO	CaO	Na2O	K2O	TiO2	P2O5	LOI	Total	Sc	Be
Unit Symbol				%	%	%	%	%	%	%	%	%	%	%	%	ppm	ppm
Detection Limit				0.01	0.01	0.01	0.001	0.01	0.01	0.01	0.01	0.001	0.01	0.01	0.01	1	1
Analysis Method				FUS-ICP	FUS-ICP	FUS-ICP	FUS-ICP	FUS-ICP	FUS-ICP	FUS-ICP	FUS-ICP	FUS-ICP	FUS-ICP	FUS-ICP	FUS-ICP	FUS-ICP	FUS-ICP
172501	W-012	16.3	18.0	76.46	11.47	2.01	0.029	0.02	0.31	3.65	4.82	0.117	0.01	0.34	99.24	< 1	6
172502	W-012	18.0	19.5	73.87	12.18	2.91	0.052	0.33	0.75	3.73	4.24	0.284	0.05	0.88	99.27	2	5
172504	W-012	19.6	20.4	59.62	12.67	9.7	0.202	3.35	4.08	3.51	2.22	1.519	0.41	2.15	99.42	17	5
172505	W-012	20.4	21.2	76.09	10.7	3.72	0.095	0.18	2.08	4.84	0.89	0.221	0.21	1.08	100.1	< 1	5
172506	W-012	22.6	23.2	76.84	9.92	3.29	0.046	0.07	0.78	4.24	2.44	0.203	0.44	0.78	99.05	< 1	5
172507	W-012	23.2	26.0	75.82	10.87	4.07	0.049	0.07	0.43	2.84	5.48	0.213	0.16	0.59	100.6	< 1	3
172508	W-012	26.0	28.5	74.76	9.82	3.38	0.083	0.14	0.65	1.11	7.2	0.207	0.32	0.68	98.36	< 1	3
172509	W-012	28.5	29.5	54.44	13.53	11.34	0.225	4.61	6.59	2.39	2.52	2.081	0.38	2.51	100.6	22	3
172510	W-012	29.5	31.0	76.26	10	3.35	0.059	0.2	0.65	1.14	7.35	0.238	0.07	0.68	99.99	< 1	3
172511	W-012	34.0	35.2														
172512	W-012	35.2	35.9	76.44	10.07	3.18	0.053	0.12	0.3	1.36	6.8	0.21	0.03	0.71	99.29	< 1	4
172513	W-012	35.9	37.5														
172514	W-012	37.5	38.6	74.51	11.16	3.3	0.07	0.15	0.37	1.49	7.72	0.247	0.03	0.68	99.75	< 1	4
172515	W-012	38.6	39.5	68.38	13.02	3.5	0.132	0.3	1.13	2.57	6.92	0.298	0.28	0.91	97.43	1	3
172516	W-012	39.5	40.0	75.94	10.43	3.48	0.081	0.32	0.87	2	6.01	0.29	0.05	0.9	100.4	1	3
172517	W-012	40.5	42.0	69.56	10.74	4.36	0.108	0.98	6.29	4.45	0.23	0.526	0.13	2.31	99.69	4	4
172518	W-012	45.5	45.7	75.72	9.94	3.71	0.063	0.45	2.37	2.4	3.97	0.403	0.07	1.07	100.2	3	3
172519	W-012	45.9	46.7	72.52	11.11	3.76	0.081	0.62	2.8	3.24	3.54	0.388	0.33	1.48	99.88	2	2
172520	W-012	47.6	48.0	71.31	11.75	3.99	0.065	0.36	1.15	2	6.6	0.328	0.17	0.95	98.67	2	3
172521	W-012	48.1	49.3	74.96	10.61	3.23	0.054	0.16	0.72	1.56	7.23	0.248	0.15	0.63	99.56	< 1	3
172522	W-012	52.0	52.8	75.24	10.17	3.12	0.054	0.25	1.71	0.61	7.09	0.23	0.04	0.6	99.1	< 1	2
172523	W-012	52.8	53.0	64.53	19.2	1.88	0.035	0.22	2.07	10.01	0.2	0.3	0.17	0.63	99.25	2	3
172524	W-012	54.7	55.2	66.21	13.35	7.08	0.143	0.8	4.29	4.55	0.85	0.936	0.36	1.35	99.92	10	3
172525	W-012	55.2	55.8	50.84	14	14.45	0.277	3.49	7.05	3.31	0.15	2.575	1.25	3.2	100.6	31	4
172526	W-012	55.8	57.0	44.82	14.65	16.45	0.343	4.25	7.46	3.26	0.1	3.284	1.38	4.07	100.1	35	4
172527	W-012	61.0	61.4	69.63	14.38	3.01	0.054	0.22	3.56	6.62	0.22	0.262	0.09	1.3	99.33	< 1	3
172528	W-012	61.4	62.0	77.53	10.12	3.48	0.059	0.25	1.12	2.06	5.03	0.258	0.06	0.76	100.7	< 1	3
172529	W-012	62.0	63.5	78.28	9.74	3.1	0.039	0.08	0.83	2.76	3.66	0.202	0.05	0.6	99.34	< 1	3
172530	W-012	63.5	64.8	77.92	9.67	3.02	0.042	0.09	1.07	1.97	5.1	0.203	0.04	0.61	99.74	< 1	3
172531	W-012	64.8	65.1	77.78	9.17	2.98	0.057	0.26	2.79	2.03	2.96	0.215	0.04	0.75	99.03	< 1	3
172532	W-012	71.6	72.1	79.62	9.81	3.61	0.041	0.07	0.37	3.77	2.89	0.239	0.09	0.47	101	< 1	4

Analyte Symbol	drill-hole	from	to	SiO2	Al2O3	Fe2O3(T)	MnO	MgO	CaO	Na2O	K2O	TiO2	P2O5	LOI	Total	Sc	Be
Unit Symbol				%	%	%	%	%	%	%	%	%	%	%	%	ppm	ppm
Detection Limit				0.01	0.01	0.01	0.001	0.01	0.01	0.01	0.01	0.001	0.01	0.01	0.01	1	1
Analysis Method				FUS-ICP	FUS-ICP	FUS-ICP	FUS-ICP	FUS-ICP	FUS-ICP	FUS-ICP	FUS-ICP	FUS-ICP	FUS-ICP	FUS-ICP	FUS-ICP	FUS-ICP	FUS-ICP
172533	W-012	72.1	72.6	76.23	10.37	3.53	0.076	0.1	0.23	1.12	7.82	0.232	0.02	0.74	100.5	< 1	5
172534	W-012	72.6	73.3	72.35	10.62	3.81	0.102	0.16	0.58	1.3	6.63	0.249	0.04	0.7	96.55	< 1	4
172535	W-012	106.4	107.0	76.14	12.44	3.69	0.037	0.14	0.48	6.94	0.14	0.365	0.09	0.49	100.9	2	4
172536	W-012	107.0	107.3	64.94	18.12	3.8	0.036	0.17	0.57	9.75	0.2	0.354	0.16	0.18	98.28	3	5
172537	W-012	107.3	107.7	77.94	11.02	3.54	0.027	0.26	0.36	6.13	0.39	0.292	0.05	0.41	100.4	2	4
172538	W-012	121.0	122.2	78.61	10.02	3.38	0.035	0.05	0.15	1.67	6.72	0.221	0.02	1.3	100.2	1	3
172539	W-012	122.2	123.0														
172540	W-012	152.3	152.6	76.24	10.6	3.69	0.035	0.04	0.41	4.33	3.13	0.227	0.13	0.74	99.56	< 1	6
172541	W-012	152.6	152.9	72.09	13.32	4.81	0.053	0.11	0.71	6.58	1.71	0.24	0.16	0.54	100.3	< 1	5
172542	W-012	152.9	153.3	76.87	10.95	3.53	0.047	0.07	0.29	4.1	3.75	0.232	0.07	0.62	100.5	< 1	6
172543	W-012	153.8	155.1	77.64	10.94	3.85	0.033	0.04	0.28	4.56	3.04	0.232	0.05	0.17	100.8	< 1	3
172544	W-012	155.1	156.1	74.94	10.71	3.42	0.072	0.1	0.21	3.01	4.84	0.237	0.04	0.38	97.96	1	4
172545	W-012	156.1	157.0	75.74	10.64	3.32	0.051	0.07	0.26	3.59	3.78	0.237	0.06	0.49	98.25	< 1	3
172546	W-012	157.0	159.0	75.48	11.73	3.82	0.056	0.1	0.37	4.14	4.22	0.26	0.06	0.71	101	< 1	4
172547	W-012	159.1	159.6	75.89	10.02	3.55	0.039	0.05	0.3	2.15	5.88	0.23	0.04	0.91	99.04	< 1	3
172548	W-012	159.6	160.0														
172549	W-012	160.0	160.8	67.48	16.33	3.9	0.02	0.01	0.43	8.41	1.85	0.277	0.09	0.35	99.16	< 1	3
172550	W-012	160.8	161.2	73.11	12.34	3.79	0.027	0.09	0.57	5.55	2.28	0.252	0.05	0.57	98.63	1	3
172551	W-012	161.2	161.8	78.25	9.95	3.57	0.044	0.32	1.3	3.92	2.13	0.295	0.08	0.67	100.5	1	3
172552	W-012	161.8	162.3	74.25	12.52	3.81	0.026	0.04	0.38	5.68	2.66	0.258	0.08	0.24	99.93	< 1	4
172553	W-012	162.3	163.0	74.77	10.24	3.38	0.048	0.11	0.3	0.85	7.97	0.227	0.02	0.8	98.7	< 1	3
172554	W-012	163.0	163.5	73.06	10.75	4.25	0.068	0.12	2.36	1.34	6.15	0.248	0.03	0.96	99.33	1	3
172555	W-012	163.5	164.0	75.54	10.57	3.6	0.057	0.14	0.45	1.02	7.6	0.241	0.03	0.8	100	< 1	3
172556	W-012	164.0	165.0	74.25	10.71	3.65	0.048	0.11	0.54	2.85	4.72	0.247	0.03	0.58	97.74	1	3
172557	W-012	165.0	165.4	76.1	10.29	3.15	0.059	0.13	0.61	3.64	3.84	0.228	0.03	0.58	98.66	< 1	3
172558	W-012	165.4	166.0	71.75	12.55	4.13	0.065	0.21	1.1	4.73	3.61	0.266	0.05	0.56	99.03	< 1	4
172559	W-012	166.0	167.3	64.35	15.22	5.59	0.074	0.19	1.59	1.49	10.5	0.366	0.08	0.56	100	1	3
172560	W-012	167.3	168.5	65.69	13.2	5.63	0.059	0.14	1.29	0.53	11.05	0.382	0.09	0.52	98.58	< 1	3
172561	W-012	168.5	169.8	71.31	11.05	4.64	0.082	0.49	1.53	0.86	7.79	0.463	0.06	0.67	98.96	2	3
172562	W-012	169.8	170.4	76.83	9.66	4.13	0.064	0.18	1.48	0.25	7.73	0.251	0.04	0.35	101	< 1	2
172563	W-012	170.4	171.2	77.27	9.7	3.5	0.058	0.18	1.35	0.75	7.31	0.266	0.03	0.49	100.9	< 1	2

Analyte Symbol	drill-hole	from	to	SiO2	Al2O3	Fe2O3(T)	MnO	MgO	CaO	Na2O	K2O	TiO2	P2O5	LOI	Total	Sc	Be
Unit Symbol				%	%	%	%	%	%	%	%	%	%	%	%	ppm	ppm
Detection Limit				0.01	0.01	0.01	0.001	0.01	0.01	0.01	0.01	0.001	0.01	0.01	0.01	1	1
Analysis Method				FUS-ICP	FUS-ICP	FUS-ICP	FUS-ICP	FUS-ICP	FUS-ICP	FUS-ICP	FUS-ICP	FUS-ICP	FUS-ICP	FUS-ICP	FUS-ICP	FUS-ICP	FUS-ICP
172564	W-012	171.2	171.6	77.84	8.77	3.69	0.057	0.2	0.9	0.72	6.31	0.241	0.04	0.43	99.2	< 1	2
172565	W-012	171.6	173.1	74.27	10.91	3.2	0.055	0.11	0.5	1.42	7.09	0.238	0.14	0.66	98.59	1	3
172567	W-012	173.1	173.6	75.42	9.87	3.31	0.048	0.09	0.31	0.83	7.51	0.222	0.03	0.83	98.48	< 1	3
172568	W-012	173.6	174.5	74.65	10.05	3.78	0.045	0.21	0.56	2.12	5.93	0.338	0.09	1	98.77	2	4
172569	W-012	174.5	174.9	75.84	10.17	3.48	0.04	0.1	0.5	3.48	3.99	0.232	0.03	0.58	98.45	< 1	4
172570	W-012	174.9	176.1														
172571	W-012	183.6	183.8														
172572	W-012	183.8	184.2	70.52	12.3	3.73	0.033	0.19	0.76	0.26	11.21	0.261	0.08	0.64	99.98	< 1	3
172573	W-012	184.2	184.5	75.87	10.13	3.42	0.034	0.17	0.93	0.24	8.77	0.21	0.02	0.78	100.6	< 1	2
172574	W-012	184.5	184.7	56.07	15.29	8.43	0.17	1.13	9.72	0.07	5.88	0.888	0.14	1.97	99.77	6	2
172575	W-012	184.7	185.1	49.93	17	10.17	0.191	0.81	12.99	0.14	4.42	0.59	0.19	1.89	98.3	3	3
172576	W-012	185.1	186.1	75.46	11	3.07	0.04	0.14	0.96	1.16	8.1	0.227	0.03	0.46	100.7	< 1	2
172577	W-012	186.1	182.0	76.11	10.11	3.51	0.053	0.19	0.77	1.71	5.92	0.265	0.1	0.55	99.28	< 1	3
172578	W-012	187.0	188.0	78.53	10.23	3.2	0.043	0.11	0.28	2.31	5.63	0.217	0.03	0.51	101.1	< 1	3
172579	W-012	188.0	188.5	78.86	9.18	3.01	0.041	0.11	0.38	1.95	5.01	0.203	0.03	0.42	99.2	< 1	2
172580	W-012	188.5	189.7	77.68	10.08	3.21	0.049	0.12	0.27	1.86	6.57	0.216	0.03	0.37	100.5	< 1	3
172581	W-012	189.7	190.7	74.81	10.52	3.08	0.062	0.12	0.19	1.54	7.08	0.225	0.04	0.38	98.04	< 1	4
172582	W-012	190.7	191.3	75.59	10.31	3.25	0.051	0.11	0.23	1.26	7.78	0.226	0.03	0.36	99.19	< 1	3
172583	W-012	191.3	191.7	73.83	11.08	3.29	0.047	0.09	0.27	1.88	7.41	0.232	0.06	0.33	98.52	< 1	4
172584	W-012	191.7	192.5														
172585	W-012	192.5	193.2	75.59	10.63	3.14	0.051	0.09	0.27	2.72	5.75	0.221	0.03	0.47	98.96	< 1	4
172586	W-012	193.2	193.9	76.65	10.6	3	0.045	0.09	0.58	2.81	5.1	0.228	0.03	0.74	99.87	< 1	4
172587	W-012	199.5	199.9	78.6	9.82	3.07	0.032	0.2	0.59	2.09	5.54	0.261	0.04	0.69	100.9	1	3
172588	W-012	199.9	200.0	71.15	13.31	3.41	0.061	0.08	1.18	5.39	3.58	0.209	0.54	0.44	99.35	< 1	6
172589	W-012	200.0	200.5	78.25	10.1	3.39	0.034	0.06	0.3	2.77	4.91	0.21	0.03	0.5	100.6	< 1	4
172590	W-012	200.5	201.0	75.89	8.9	5.56	0.053	0.93	1.3	2.24	3.66	0.485	0.09	0.64	99.74	5	3
172591	W-012	201.0	203.8	79	10.03	3.06	0.038	0.06	0.24	2.99	4.8	0.21	0.03	0.51	101	< 1	4
172592	W-012	203.8	205.1	78.79	10.06	3.14	0.051	0.08	0.2	3.09	4.61	0.214	0.03	0.46	100.7	< 1	4
172593	W-012	205.1	206.0	77.06	10.88	3.36	0.054	0.1	0.28	2.82	5.28	0.239	0.05	0.52	100.6	< 1	4
172594	W-012	206.0	206.8	75.84	9.99	2.87	0.05	0.12	0.35	0.28	8.87	0.223	0.05	0.71	99.35	< 1	3
172595	W-012	206.8	207.2	63.97	12.83	8.03	0.083	0.19	1.28	0.73	10.66	0.299	0.54	0.68	99.28	< 1	4

Analyte Symbol	drill-hole	from	to	SiO2	Al2O3	Fe2O3(T)	MnO	MgO	CaO	Na2O	K2O	TiO2	P2O5	LOI	Total	Sc	Be
Unit Symbol				%	%	%	%	%	%	%	%	%	%	%	%	ppm	ppm
Detection Limit				0.01	0.01	0.01	0.001	0.01	0.01	0.01	0.01	0.001	0.01	0.01	0.01	1	1
Analysis Method				FUS-ICP	FUS-ICP	FUS-ICP	FUS-ICP	FUS-ICP	FUS-ICP	FUS-ICP	FUS-ICP	FUS-ICP	FUS-ICP	FUS-ICP	FUS-ICP	FUS-ICP	FUS-ICP
172596	W-012	207.2	208.3	73.1	10.62	3.3	0.064	0.13	0.39	0.41	9.39	0.228	0.07	0.64	98.32	< 1	3
172597	W-012	208.3	208.9	76.26	10.46	3.4	0.102	0.13	0.15	0.9	8.21	0.226	0.03	0.69	100.6	< 1	5
172598	W-012	208.9	210.5	74.17	10.68	3.09	0.072	0.1	0.35	1.2	7.94	0.225	0.06	0.55	98.44	< 1	4
172599	W-012	210.5	212.0	77.79	10.76	2.94	0.045	0.09	0.27	4.43	3.01	0.218	0.06	0.5	100.1	< 1	4
172600	W-012	212.0	213.2	77.45	11.08	3.16	0.074	0.17	0.35	3.68	4.13	0.238	0.08	0.53	100.9	< 1	4
172601	W-012	213.2	213.6	69.58	14.82	4.26	0.06	0.17	0.59	7.77	1.21	0.283	0.23	0.42	99.39	< 1	4
172602	W-012	213.6	214.0	79.1	8.86	3.01	0.061	0.13	0.49	2.63	4.18	0.22	0.07	0.6	99.36	< 1	3
172603	W-012	214.0	214.3	66.02	16.16	4.91	0.073	0.15	1.07	9.07	0.35	0.303	0.24	0.58	98.93	< 1	3
172604	W-012	214.3	215.0	65.27	16.38	5.35	0.075	0.25	0.9	9.05	0.41	0.363	0.33	0.33	98.71	< 1	3
172605	W-012	215.0	215.5	69.06	15.07	5.34	0.077	0.26	0.69	8.08	0.69	0.381	0.18	0.28	100.1	< 1	4
172606	W-012	215.5	215.8	78.26	10.64	3.42	0.063	0.15	0.3	4.54	2.51	0.235	0.04	0.39	100.5	< 1	3
172607	W-012	215.8	217.0	72.84	13.03	4.19	0.066	0.16	0.75	7.07	0.57	0.291	0.17	0.62	99.75	< 1	4
172608	W-012	217.0	217.8	75.5	11.37	3.48	0.073	0.17	0.37	3.51	4.77	0.253	0.08	0.43	100	1	3
172609	W-012	217.8	218.8	74.96	11.23	3.25	0.077	0.18	0.46	1.45	8.03	0.247	0.14	0.62	100.7	< 1	4
172610	W-012	218.8	219.2	74.91	10.73	2.99	0.089	0.15	0.31	1.44	7.9	0.229	0.06	0.58	99.39	< 1	3
172611	W-012	219.2	220.0	74.57	10.75	3.37	0.104	0.17	0.4	1.96	7.17	0.226	0.1	0.81	99.62	< 1	3
172612	W-012	220.0	220.8	73.78	10.37	3.38	0.126	0.32	0.52	0.95	8.24	0.34	0.1	1.11	99.24	1	3
172613	W-012	224.6	225.0	71.68	11.4	4.75	0.126	0.81	1.42	2.25	6.29	0.483	0.1	1.56	100.9	4	3
172614	W-012	225.0	226.6	77.37	10.59	3.33	0.078	0.17	0.37	3.25	4.64	0.229	0.06	0.67	100.8	< 1	5
172615	W-012	226.6	227.6	65.25	15.34	4.62	0.064	0.08	0.61	5.02	6.46	0.297	0.14	0.48	98.36	< 1	4
172616	W-012	253.0	253.8	46.84	13.76	14.23	0.413	5.93	7.99	3.11	1.69	2.686	0.39	2.58	99.6	41	3
172617	W-012	253.8	255.0	42.95	12.81	16.44	0.354	5.41	8.23	2.42	2.48	3.544	0.7	3.04	98.4	40	3
172618	W-012	255.0	255.7	47.33	13.68	13.28	0.356	5.34	9.09	3.48	1.26	2.578	0.38	2.56	99.32	39	2
172619	W-012	255.7	256.1	50.23	15.53	13.55	0.234	4.16	6.89	2.87	1.93	2.4	0.39	2.99	101.2	26	3
172620	W-012	256.1	256.4	46.07	15.31	14.48	0.306	5.36	7.56	2.9	2.65	2.717	0.41	3.02	100.8	32	3
172621	W-012	256.4	257.0	45.45	16.39	15.15	0.254	4.77	6.83	2.32	3.71	2.699	0.42	2.73	100.7	26	4
172622	W-012	112.0	112.7	78.86	9.61	3.73	0.026	0.16	0.39	3.29	2.77	0.226	0.03	1.75	100.8	1	4
172623	W-012	112.7	113.0	76.56	9.75	4.54	0.017	0.13	0.26	3.99	2.14	0.228	0.04	2.28	99.93	1	4
172624	W-012	113.0	113.4														
172625	W-012	113.4	115.0	76.81	9.66	3.23	0.028	0.08	0.34	2.5	4.11	0.214	0.04	1.42	98.42	1	4
172626	W-012	115.0	116.2	77.13	9.78	3.46	0.04	0.09	0.15	1.03	6.32	0.218	0.02	1.7	99.93	< 1	4

Analyte Symbol	drill-hole	from	to	SiO2	Al2O3	Fe2O3(T)	MnO	MgO	CaO	Na2O	K2O	TiO2	P2O5	LOI	Total	Sc	Be
Unit Symbol				%	%	%	%	%	%	%	%	%	%	%	%	ppm	ppm
Detection Limit				0.01	0.01	0.01	0.001	0.01	0.01	0.01	0.01	0.001	0.01	0.01	0.01	1	1
Analysis Method				FUS-ICP	FUS-ICP	FUS-ICP	FUS-ICP	FUS-ICP	FUS-ICP	FUS-ICP	FUS-ICP	FUS-ICP	FUS-ICP	FUS-ICP	FUS-ICP	FUS-ICP	FUS-ICP
172627	W-019	33.1	34.0	66.83	11.61	5.35	0.101	1.08	3.8	1.82	5.68	0.656	0.08	2.18	99.19	8	3
172628	W-019	34.0	34.5	77.36	9.56	3.44	0.045	0.34	1.38	0.82	6.64	0.201	0.03	0.81	100.6	< 1	2
172629	W-019	34.5	35.5	73.49	9.18	4.75	0.073	0.89	2.09	1.35	5.03	0.686	0.14	1.07	98.75	6	3
172630	W-019	35.5	37.8	77.41	9.22	3.19	0.041	0.14	0.4	0.66	7.73	0.209	0.02	0.69	99.71	< 1	3
172631	W-019	37.8	39.1	76.75	10.21	3.34	0.06	0.15	0.24	1	7.99	0.224	0.02	0.55	100.5	< 1	3
172632	W-019	39.1	40.2	77.58	10.11	3.3	0.066	0.15	0.27	1.57	7.05	0.214	0.03	0.62	100.9	< 1	3
172633	W-019	45.8	46.3	60.66	12.41	10.12	0.226	1.59	4.02	4.39	2.91	1.585	0.78	1.46	100.1	17	4
172634	W-019	46.3	46.7														
172635	W-019	46.7	47.0	62.82	13.57	8.49	0.198	1.11	2.88	4.7	3.75	1.249	0.51	1.15	100.4	14	5
172636	W-019	47.0	47.7	59.68	12.9	9.66	0.192	1.46	3.36	5.34	2.28	1.458	0.67	1.33	98.32	16	5
172637	W-019	47.7	48.4	45.9	11.84	16.28	0.451	3.77	7.74	2.5	2.21	3.425	2.03	2.17	98.32	36	3
172638	W-019	48.4	48.9	46.57	12.01	16.62	0.414	3.94	7.81	2.68	2.35	3.729	2.12	2.02	100.3	38	3
172639	W-019	48.9	49.7	76.66	9.91	3.62	0.105	0.33	0.52	1.43	6.82	0.314	0.07	0.71	100.5	1	3
172640	W-019	52.3	54.7	x	x	x	x	x	x	x	x	x	x	x	x	x	x
172641	W-019	54.7	55.4	76.81	10.78	3.37	0.054	0.16	0.3	2.76	5.29	0.228	0.03	0.38	100.2	< 1	3
172642	W-019	55.4	55.9	75.09	10.46	3.32	0.052	0.12	0.26	1.18	7.88	0.226	0.03	0.36	98.97	< 1	3
172643	W-019	55.9	57.9	76.33	10.9	3.49	0.065	0.15	0.25	1.87	6.85	0.233	0.02	0.32	100.5	< 1	4
172644	W-019	57.9	58.4	75.98	10.38	3.39	0.055	0.11	0.29	1.09	7.89	0.224	0.02	0.54	99.98	< 1	3
172645	W-019	58.4	59.0	76.28	10.46	3.39	0.058	0.1	0.28	0.73	8.63	0.231	0.02	0.64	100.8	< 1	3
172646	W-019	59.0	60.5	75.1	11.22	3.46	0.059	0.17	0.61	1.18	8.23	0.237	0.09	0.59	100.9	< 1	4
172647	W-019	60.5	62.8	76.7	10.39	3.27	0.056	0.15	0.34	1.36	7.24	0.238	0.05	0.44	100.2	< 1	4
172648	W-019	64.7	65.6	76.53	10.2	3.39	0.045	0.12	0.29	0.85	8.67	0.223	0.03	0.49	100.8	< 1	3
172649	W-019	65.6	66.6	76.18	10.41	3.35	0.045	0.12	0.73	0.55	8.25	0.229	0.03	0.52	100.4	< 1	3
172650	W-019	66.6	67.5	76.65	10.65	3.41	0.046	0.1	0.33	1.06	7.75	0.221	0.04	0.45	100.7	< 1	3
172651	W-019	67.5	68.7														
172652	W-019	68.7	69.2	74.2	11.66	3.5	0.046	0.12	0.58	0.7	9.12	0.233	0.04	0.44	100.6	< 1	4
172653	W-019	69.2	70.8	68.39	13.5	4.13	0.149	0.13	3.79	1.65	7.13	0.264	0.06	0.74	99.94	< 1	2
172654	W-019	70.8	71.7	74.31	10.6	3.35	0.049	0.13	0.76	0.84	8.06	0.234	0.02	0.39	98.76	< 1	3
172655	W-019	71.7	73.3	75.06	10.65	3.38	0.051	0.11	0.88	1.12	7.51	0.223	0.03	0.4	99.4	< 1	3
172656	W-019	73.3	74.2	76.65	9.98	2.8	0.045	0.12	0.98	0.63	7.29	0.204	0.03	0.44	99.17	< 1	2
172657	W-019	74.2	76.5	74.49	10.36	3.28	0.052	0.16	0.77	0.79	7.7	0.218	0.03	0.64	98.49	< 1	3

Analyte Symbol	drill-hole	from	to	SiO2	Al2O3	Fe2O3(T)	MnO	MgO	CaO	Na2O	K2O	TiO2	P2O5	LOI	Total	Sc	Be
Unit Symbol				%	%	%	%	%	%	%	%	%	%	%	%	ppm	ppm
Detection Limit				0.01	0.01	0.01	0.001	0.01	0.01	0.01	0.01	0.001	0.01	0.01	0.01	1	1
Analysis Method				FUS-ICP	FUS-ICP	FUS-ICP	FUS-ICP	FUS-ICP	FUS-ICP	FUS-ICP	FUS-ICP	FUS-ICP	FUS-ICP	FUS-ICP	FUS-ICP	FUS-ICP	FUS-ICP
172658	W-019	76.5	77.2	73.18	11.17	3.74	0.059	0.23	1.29	0.7	8.02	0.255	0.04	0.74	99.43	1	3
172659	W-019	77.2	79.2	75.89	10.49	3.4	0.049	0.22	1.41	0.9	7.07	0.258	0.04	0.83	100.6	1	3
172660	W-019	80.2	81.2	74.32	11.57	3.26	0.041	0.24	0.75	2.11	6.98	0.281	0.04	0.58	100.2	1	3
172661	W-019	81.2	82.1	75.18	11.11	3.64	0.043	0.41	1.28	2.28	5.32	0.243	0.07	0.66	100.2	< 1	3
172662	W-019	82.1	82.9	77	10	2.97	0.026	0.14	0.63	1.26	6.96	0.215	0.03	0.45	99.68	< 1	2
172663	W-019	82.9	83.5	70.86	12.58	3.68	0.046	0.38	1.33	1.78	7.43	0.236	0.03	0.78	99.13	1	2
172664	W-019	109.4	110.5	77.15	10.49	3.25	0.041	0.14	0.33	1.7	6.5	0.236	0.03	0.27	100.1	1	4
172665	W-019	110.5	111.6	76.73	10.1	3.04	0.032	0.15	0.31	2.46	5.11	0.21	0.03	0.45	98.63	1	3
172666	W-019	111.6	111.9	76.79	11.47	2.94	0.041	0.18	0.44	3.85	4.17	0.221	0.06	0.53	100.7	< 1	3
172667	W-019	111.9	112.4	75.79	11.16	3.23	0.039	0.14	0.35	3.17	4.98	0.215	0.06	0.53	99.66	< 1	4
172668	W-019	112.4	112.9	72.4	9.7	2.99	0.037	0.13	0.3	1.47	6.22	0.201	0.02	0.48	93.95	< 1	3
172669	W-019	112.9	113.9	76.19	10.36	3.29	0.029	0.13	0.38	2.17	5.81	0.226	0.05	0.32	98.95	< 1	3
172670	W-019	113.9	115.1	74.6	11.24	3.14	0.037	0.12	0.51	2.86	5.39	0.226	0.08	0.52	98.72	< 1	4
172671	W-019	115.1	116.1	75.04	11.07	2.93	0.032	0.1	0.37	2.81	5.57	0.226	0.05	0.44	98.64	< 1	3
172672	W-019	116.1	117.6	77.4	10.51	3.1	0.047	0.3	0.76	2.53	4.81	0.247	0.03	0.63	100.4	< 1	3
172673	W-019	117.6	118.9	73.96	11.29	4.57	0.067	0.72	1.28	3.65	3.24	0.47	0.07	0.82	100.1	4	4
172674	W-019	118.9	121.5														
172675	W-019	128.0	128.6	76.55	10.51	3.38	0.023	0.06	0.27	3.79	3.7	0.221	0.04	0.47	99	< 1	4
172676	W-019	128.6	130.0	77.79	10.44	3.47	0.02	0.03	0.23	3.68	3.9	0.216	0.02	0.37	100.2	< 1	6
172677	W-019	130.0	131.8	76.88	10.34	3.35	0.02	0.04	0.24	3.27	4.41	0.212	0.03	0.59	99.38	< 1	6
172678	W-019	131.8	133.9	76.07	10.44	3.34	0.025	0.06	0.24	3.9	3.57	0.214	0.03	0.54	98.43	< 1	6
172679	W-019	133.9	135.0	75.39	10.76	3.23	0.03	0.1	1.04	3.09	4.41	0.211	0.03	0.47	98.76	< 1	4
172680	W-019	135.0	135.3														
172681	W-019	135.6	136.2	76.57	10.13	3.23	0.035	0.15	0.55	2.41	5.12	0.214	0.03	0.47	98.91	< 1	3
172682	W-019	136.2	136.7														
172683	W-019	136.7	137.4	76.27	10.52	3.18	0.046	0.15	0.33	3	4.87	0.223	0.03	0.44	99.05	< 1	4
172684	W-019	137.4	138.2	78.06	10.65	3.33	0.051	0.14	0.33	3.77	3.72	0.223	0.03	0.47	100.8	< 1	5
172685	W-019	138.2	138.6	75.83	10.24	3.09	0.045	0.12	0.41	3.25	4.21	0.212	0.03	0.53	97.97	< 1	4
172686	W-019	138.6	142.0	77.53	10.3	3.21	0.03	0.08	0.35	3.73	3.62	0.216	0.04	0.22	99.32	< 1	6
172687	W-019	142.0	142.9	76.76	10.31	3.38	0.062	0.17	0.55	2.84	4.75	0.245	0.03	0.46	99.55	< 1	4
172688	W-019	142.9	143.6	76.96	10.39	3.37	0.055	0.18	0.7	3.45	3.8	0.232	0.03	0.78	99.95	< 1	5

Analyte Symbol	drill-hole	from	to	SiO2	Al2O3	Fe2O3(T)	MnO	MgO	CaO	Na2O	K2O	TiO2	P2O5	LOI	Total	Sc	Be
Unit Symbol				%	%	%	%	%	%	%	%	%	%	%	%	ppm	ppm
Detection Limit				0.01	0.01	0.01	0.001	0.01	0.01	0.01	0.01	0.001	0.01	0.01	0.01	1	1
Analysis Method				FUS-ICP	FUS-ICP	FUS-ICP	FUS-ICP	FUS-ICP	FUS-ICP	FUS-ICP	FUS-ICP	FUS-ICP	FUS-ICP	FUS-ICP	FUS-ICP	FUS-ICP	FUS-ICP
172689	W-019	143.6	143.9	45.44	15.03	13.31	0.287	6.37	7.71	2.94	1.83	2.559	0.46	2.61	98.53	33	3
172690	W-019	149.3	150.1	77.78	10.34	3.36	0.07	0.1	0.49	4.18	2.8	0.222	0.05	0.69	100.1	< 1	5
172691	W-019	150.1	151.2	74.79	11.35	3.37	0.055	0.19	1.13	5.48	1.24	0.229	0.07	0.75	98.66	< 1	4
172692	W-019	151.2	152.0	61.29	12.37	9.03	0.224	3	4.78	3.06	3.41	1.587	0.28	1.42	100.4	21	5
172693	W-019	152.0	152.6	73.84	10.32	5.29	0.087	0.98	2.07	3.39	3.3	0.715	0.15	0.82	101	7	4
172694	W-019	152.8	153.5	74.9	9.82	3.68	0.062	0.33	1.13	1.59	5.93	0.315	0.07	0.8	98.63	< 1	4
172695	W-019	153.5	155.4	76.66	9.83	3.18	0.044	0.1	0.35	0.9	7.81	0.226	0.05	0.5	99.65	< 1	3
172696	W-019	155.4	156.6	78.17	9.53	3.33	0.064	0.11	0.27	1.16	7.02	0.216	0.03	0.78	100.7	< 1	3
172697	W-019	156.6	158.1	78.08	9.11	3.21	0.062	0.12	0.27	1.01	6.75	0.226	0.04	0.71	99.58	< 1	4
172698	W-019	158.1	159.7	75.44	11.15	3.32	0.044	0.14	0.49	2.09	7.09	0.224	0.16	0.56	100.7	< 1	4
172699	W-019	159.7	161.5	75.42	11.03	3.28	0.036	0.11	0.68	2.25	6.6	0.235	0.24	0.54	100.4	< 1	4
172700	W-019	161.5	162.9	77.81	9.86	3.32	0.044	0.12	0.31	1.59	6.51	0.224	0.06	0.71	100.6	< 1	4
172701	W-019	162.9	163.2	76.91	9.9	3.31	0.063	0.16	0.41	1.42	6.44	0.222	0.11	0.9	99.85	< 1	4
172702	W-019	174.3	175.0														
172703	W-019	175.0	176.1	75.71	11.3	3.35	0.068	0.26	0.83	2.53	6.08	0.229	0.21	0.48	101	< 1	4
172704	W-019	176.1	176.9	76.35	10.26	3.37	0.062	0.23	0.33	1.91	6.26	0.221	0.05	0.45	99.51	< 1	3
172705	W-019	176.9	177.4	51.16	13.39	12.62	0.38	4.35	6.19	3.05	2.7	2.612	0.76	2.54	99.75	29	4
172706	W-019	215.2	215.5	73.05	10.03	3.9	0.096	0.57	5.48	2.9	2.18	0.338	0.11	2.24	100.9	3	3
172707	W-019	215.5	216.3	58	11.31	10.75	0.208	3.57	6.1	2.01	3.38	2.075	0.43	2.06	99.88	24	3
172708	W-019	227.5	228.5	77.1	9.81	3.44	0.048	0.13	0.3	2.71	4.83	0.232	0.03	0.77	99.39	< 1	4
172709	W-019	228.5	230.1	75.69	10.96	3.56	0.038	0.13	0.38	2.96	5.68	0.251	0.11	0.57	100.3	< 1	5
172710	W-019	230.1	231.0	77.81	10.01	3.53	0.052	0.18	0.27	2.5	5.23	0.223	0.03	0.23	100.1	< 1	4
172711	W-019	231.0	231.7	75.82	10.19	3.47	0.033	0.08	0.29	2.35	5.77	0.223	0.06	0.6	98.87	< 1	4
172712	W-019	231.7	232.4	77.71	9.8	3.33	0.039	0.09	0.29	2.01	5.93	0.225	0.03	0.49	99.94	< 1	4
172713	W-019	232.4	233.5	76.84	10.62	3.16	0.056	0.14	0.32	1.42	7.61	0.246	0.03	0.44	100.9	< 1	3
172714	W-019	233.5	234.8	77.65	10.5	3.4	0.057	0.13	0.23	2.91	5.16	0.234	0.02	0.46	100.8	< 1	4
172715	W-019	241.4	241.9	75.76	10.04	3.41	0.042	0.1	0.36	0.74	8.31	0.233	0.11	0.63	99.73	< 1	4
172716	W-019	241.9	242.2	76.38	10.67	3.36	0.048	0.15	0.33	1.51	7.4	0.242	0.03	0.43	100.6	< 1	3
172717	W-021	59.1	59.3	77.1	10.46	3.55	0.082	0.25	1.05	2.95	4.14	0.3	0.09	0.61	100.6	1	4
172718	W-021	59.3	59.6	78.03	10.22	3.44	0.097	0.16	0.44	3.2	4.01	0.223	0.03	0.58	100.4	< 1	5
172719	W-021	59.6	59.8	77.61	10.74	3.49	0.114	0.19	0.44	3.58	3.88	0.229	0.03	0.6	100.9	< 1	5

Analyte Symbol	drill-hole	from	to	SiO2	Al2O3	Fe2O3(T)	MnO	MgO	CaO	Na2O	K2O	TiO2	P2O5	LOI	Total	Sc	Be
Unit Symbol				%	%	%	%	%	%	%	%	%	%	%	%	ppm	ppm
Detection Limit				0.01	0.01	0.01	0.001	0.01	0.01	0.01	0.01	0.001	0.01	0.01	0.01	1	1
Analysis Method				FUS-ICP	FUS-ICP	FUS-ICP	FUS-ICP	FUS-ICP	FUS-ICP	FUS-ICP	FUS-ICP	FUS-ICP	FUS-ICP	FUS-ICP	FUS-ICP	FUS-ICP	FUS-ICP
172720	W-021	59.8	60.0	78.12	10.07	3.48	0.123	0.21	0.37	3.16	3.81	0.221	0.03	0.62	100.2	< 1	5
172721	W-021	60.0	60.4	75.02	11.28	4.23	0.078	0.11	0.38	3.9	4.11	0.247	0.04	0.51	99.9	< 1	6
172722	W-021	60.4	60.6	40.2	11.88	35.64	0.178	0.39	1.27	2.66	5.47	0.269	0.26	0.29	98.5	2	23
172723	W-021	60.6	60.8	75.88	9.94	3.95	0.057	0.13	0.31	1.75	6.5	0.21	0.07	0.62	99.41	< 1	6
172724	W-021	60.8	61.0	61.19	16.62	7.53	0.09	0.22	0.64	4.85	7.3	0.349	0.12	1.21	100.1	1	8
172725	W-021	61.0	61.3	72.98	14.08	2.82	0.057	0.12	0.42	6.81	1.8	0.282	0.04	0.68	100.1	< 1	7
172726	W-021	61.3	61.6	76.61	9.82	3.11	0.054	0.12	0.25	3.15	4.27	0.217	0.03	0.8	98.42	< 1	5
172727	W-021	61.6	62.0	74.12	11.86	3.78	0.056	0.18	0.37	4.53	3.28	0.264	0.05	0.67	99.15	< 1	6
172728	W-021	62.0	62.3	76.2	11.45	3.45	0.058	0.19	0.38	4.24	3.41	0.236	0.03	0.67	100.3	< 1	6
172729	W-021	62.3	62.4	76.68	10.4	3.12	0.054	0.13	0.3	2.97	4.66	0.215	0.03	0.54	99.09	< 1	5
172730	W-021	62.4	62.7														
172731	W-021	62.7	64.0	78.22	10.82	3.19	0.065	0.22	0.3	4.71	1.91	0.236	0.04	0.57	100.3	< 1	9
172732	W-021	64.0	65.1	76.92	10.01	3.03	0.057	0.19	0.31	3.31	3.98	0.231	0.05	0.62	98.71	< 1	6
172733	W-021	65.1	67.0	75.89	11.94	3.24	0.042	0.15	0.69	4.12	3.94	0.247	0.06	0.58	100.9	< 1	4
172734	W-021	67.0	67.5	75.17	11.58	3.89	0.038	0.08	0.54	3.98	3.96	0.223	0.03	0.63	100.1	< 1	3
172735	W-021	77.1	78.0	75.07	10.97	3.89	0.095	0.18	0.3	2.09	5.96	0.261	0.04	0.66	99.51	1	4
172736	W-021	78.0	78.3	65.99	16.58	4.28	0.059	0.1	0.57	7.18	3.6	0.314	0.14	0.45	99.26	1	6
172737	W-021	78.3	79.3	73.36	11.16	3.71	0.09	0.19	0.3	1.88	6.8	0.289	0.06	0.54	98.37	1	4
172738	W-021	79.3	79.6	74.71	10.94	3.54	0.092	0.18	0.27	1.84	6.28	0.242	0.02	0.82	99.03	< 1	5
276101	W-013	11.5	11.9	59.22	9.83	3.86	0.099	0.82	11.06	3.4	2.35	0.557	0.09	8.08	99.37	5	3
276102	W-013	11.9	13.9	75.43	10.62	3.07	0.056	0.17	1.9	4.68	2.21	0.234	0.05	1.83	100.3	< 1	3
276103	W-013	17.2	17.7	72.49	11.04	2.97	0.071	0.51	3.98	4.44	1.83	0.326	0.05	3.03	100.7	2	4
276104	W-013	33.0	34.0	71.44	11.44	5.12	0.106	0.46	0.88	4.71	2.22	0.549	0.19	0.75	97.88	5	2
276105	W-013	34.0	34.8	62.51	18.4	6.69	0.071	0.34	1.06	10.15	0.11	0.575	0.37	0.51	100.8	4	5
276106	W-013	34.8	36.7	64.5	18.29	5.41	0.06	0.25	0.61	10.53	0.11	0.369	0.15	0.58	100.9	< 1	6
276107	W-013	36.7	38.1	74.27	12.35	4.23	0.048	0.14	0.4	6.64	0.52	0.261	0.1	0.52	99.48	< 1	3
276108	W-013	38.1	39.0	72.27	12.22	4.47	0.046	0.12	1.37	6.45	0.84	0.267	0.45	0.84	99.33	< 1	3
276109	W-013	39.0	40.0	66.8	16.53	5.49	0.067	0.3	0.58	8.41	0.93	0.283	0.07	0.65	100.1	1	5
276110	W-013	44.0	45.0	75.86	10.17	3.82	0.066	0.28	0.39	3.86	2.77	0.281	0.06	0.65	98.21	1	3
276111	W-013	45.0	46.2	80.39	8.8	2.43	0.034	0.18	0.83	3.24	2.46	0.201	0.1	0.77	99.45	< 1	2
276112	W-013	46.2	47.0	77.02	10.96	3.16	0.05	0.21	0.58	3.88	3.36	0.221	0.1	0.5	100	< 1	3

Analyte Symbol	drill-hole	from	to	SiO2	Al2O3	Fe2O3(T)	MnO	MgO	CaO	Na2O	K2O	TiO2	P2O5	LOI	Total	Sc	Be
Unit Symbol				%	%	%	%	%	%	%	%	%	%	%	%	ppm	ppm
Detection Limit				0.01	0.01	0.01	0.001	0.01	0.01	0.01	0.01	0.001	0.01	0.01	0.01	1	1
Analysis Method				FUS-ICP	FUS-ICP	FUS-ICP	FUS-ICP	FUS-ICP	FUS-ICP	FUS-ICP	FUS-ICP	FUS-ICP	FUS-ICP	FUS-ICP	FUS-ICP	FUS-ICP	FUS-ICP
276113	W-013	47.0	47.6	74.58	12.47	2.32	0.035	0.17	2.19	5.99	0.62	0.285	0.14	1.07	99.89	2	2
276114	W-013	61.6	62.0	71.56	12.09	4.59	0.058	0.57	2.38	5.65	0.98	0.317	0.11	1.57	99.88	1	4
276115	W-013	62.0	63.5	68.23	15.89	4.6	0.028	0.16	0.87	8.91	0.12	0.299	0.26	0.46	99.84	< 1	6
276116	W-013	63.5	64.0	79.12	9.21	3.13	0.042	0.23	1.02	1.51	5.12	0.208	0.04	0.86	100.6	< 1	2
276117	W-013	67.0	68.0	78.8	9.41	3.29	0.025	0.1	1.19	2.37	4.23	0.206	0.06	1.24	100.9	< 1	3
276118	W-013	68.0	69.0	79.37	9.32	3.32	0.021	0.11	0.67	3.07	3.54	0.203	0.09	0.81	100.5	< 1	3
276119	W-013	69.0	70.0	76.16	10.58	2.81	0.024	0.18	0.93	5.55	0.91	0.223	0.05	1.08	98.48	< 1	3
276120	W-013	70.0	71.0	77.57	9.89	2.77	0.022	0.23	0.83	4.12	2.9	0.203	0.05	1.13	99.7	2	3
276121	W-018	37.0	38.0	77.86	11.23	1.76	0.025	0.08	0.61	3.3	5.01	0.1	0.02	0.39	100.4	1	6
276122	W-018	48.0	49.0	79.38	9.57	2.57	0.034	0.24	1.34	4.62	0.28	0.204	0.03	0.57	98.84	< 1	3
276123	W-018	49.0	50.5	78.4	7.92	2.59	0.038	0.25	4.06	3.53	0.11	0.168	0.08	2.91	100.1	< 1	3
276124	W-018	61.0	62.0	63.3	17.55	5.63	0.056	0.31	0.89	9.56	0.24	0.388	0.13	0.42	98.46	1	6
276125	W-018	66.0	67.0	79.37	10.09	3.08	0.028	0.06	0.28	5.6	0.57	0.207	0.03	0.61	99.92	< 1	5
276126	W-018	77.0	78.0	78.38	9.92	2.99	0.036	0.1	0.67	5.66	0.04	0.204	0.04	0.5	98.53	< 1	3
276127	W-018	90.0	91.0	80.72	9.98	3.01	0.03	0.06	0.62	5.74	0.13	0.208	0.04	0.38	100.9	< 1	3
276128	W-018	91.0	92.0	78.52	11.05	3.69	0.035	0.13	0.72	5.93	< 0.01	0.225	0.04	0.36	100.7	1	3
276129	W-018	98.0	99.0	49.41	15.16	11.6	0.285	4.26	9.06	3.72	1.41	2.181	0.33	2.47	99.89	32	5
276130	W-018	38.0	39.0	78.61	10.91	1.88	0.03	0.07	0.49	3.13	4.56	0.099	0.02	0.71	100.5	< 1	6
276131	W-018	39.0	40.0	76.02	11.49	2.1	0.033	0.09	0.46	3.27	4.84	0.139	0.02	0.98	99.45	< 1	6
276132	W-018	40.0	41.0	77.45	11.65	2.03	0.026	0.03	0.42	3.27	5.1	0.124	0.02	0.76	100.9	< 1	5
276133	W-018	41.0	42.0	77.18	11.4	2.07	0.033	0.05	0.31	3.21	4.94	0.122	< 0.01	0.75	100.1	< 1	6
276134	W-018	42.0	43.0	75.94	11.26	1.99	0.035	0.04	0.4	3.2	4.78	0.116	0.01	0.8	98.56	< 1	6
276135	W-018	43.0	47.0	66.77	13.34	5.67	0.106	1.49	2.3	4.1	3.06	0.999	0.17	1.58	99.58	10	6
276136	W-018	83.1	84.1	74.27	11.39	4.06	0.081	0.57	2.85	5.4	0.21	0.488	0.1	0.97	100.4	5	3
276137	W-018	84.1	85.1	79.16	10.04	3.47	0.302	0.12	0.75	5.58	0.21	0.213	0.05	0.47	100.4	< 1	3
276138	W-018	85.1	86.1	80.16	9.44	2.86	0.032	0.11	0.48	5.86	0.05	0.17	0.04	0.67	99.87	< 1	3
276139	W-018	101.0	102.0	61.7	13.03	8.29	0.131	1.16	3.7	4.16	3.33	1.221	0.52	1.35	98.6	14	4
276140	W-018	102.0	103.9	62.83	13.55	8.06	0.128	1.08	3.35	4.4	3.61	1.162	0.48	1.16	99.8	13	4
276141	W-018	104.5	105.0	86.58	6.64	1.88	0.033	0.19	1.52	2.8	0.13	0.122	0.05	0.78	100.7	1	3
276142	W-018	105.0	106.2	83.69	7.75	1.49	0.028	0.14	0.92	4.06	0.08	0.074	0.02	0.59	98.83	< 1	3
276143	W-018	106.2	106.8	65	17.04	3.15	0.146	0.31	3.78	6.8	0.1	0.155	0.05	1.06	99.6	1	4

Analyte Symbol	drill-hole	from	to	SiO2	Al2O3	Fe2O3(T)	MnO	MgO	CaO	Na2O	K2O	TiO2	P2O5	LOI	Total	Sc	Be
Unit Symbol				%	%	%	%	%	%	%	%	%	%	%	%	ppm	ppm
Detection Limit				0.01	0.01	0.01	0.001	0.01	0.01	0.01	0.01	0.001	0.01	0.01	0.01	1	1
Analysis Method				FUS-ICP	FUS-ICP	FUS-ICP	FUS-ICP	FUS-ICP	FUS-ICP	FUS-ICP	FUS-ICP	FUS-ICP	FUS-ICP	FUS-ICP	FUS-ICP	FUS-ICP	FUS-ICP
276144	W-018	106.8	107.5	80.76	8.84	1.56	0.038	0.14	1.17	4.9	0.07	0.077	0.03	0.8	98.4	< 1	3
276145	W-018	107.5	109.5	82.63	9.37	1.53	0.037	0.12	1.08	5.18	0.03	0.081	0.03	0.84	100.9	< 1	2
276146	W-018	115.7	116.9	77.49	11.09	2.33	0.08	0.33	1.48	5.95	0.09	0.127	0.04	0.45	99.46	1	4
276147	W-018	116.9	118.0	69.8	15.14	3.09	0.076	0.45	1.12	8.69	0.07	0.272	0.08	0.79	99.58	3	6
276148	W-018	118.9	119.9	74.18	13.09	2.34	0.061	0.44	2.2	8.91	0.07	0.191	0.05	0.9	100.4	2	5
276149	W-018	119.9	121.5	60.76	19.01	3.31	0.068	0.25	4.92	9.15	0.09	0.204	0.06	1.13	98.93	2	4
276150	W-018	121.5	122.0	57.2	18.99	5.73	0.142	0.75	7.74	7.51	0.04	0.305	0.08	1.43	99.93	4	5
276151	W-018	123.3	124.3	75.96	12.62	2.58	0.035	0.17	0.61	6.99	0.1	0.21	0.06	0.54	99.88	3	5
276152	W-018	124.3	125.3	73.38	13.46	2.88	0.036	0.18	0.54	7.78	0.07	0.263	0.07	0.58	99.23	4	5
276153	W-018	125.3	127.3	75.01	12.55	2.45	0.041	0.18	0.45	7.07	0.18	0.191	0.05	0.55	98.74	2	4
276154	W-018	127.3	128.0	74.85	12.53	2.66	0.046	0.27	1.03	6.85	0.13	0.175	0.04	0.73	99.31	2	4
276155	W-018	128.0	128.7	73.46	12.22	2.33	0.049	0.17	1.97	6	0.17	0.168	0.05	0.69	97.27	3	4
276156	W-018	128.7	130.2	73.31	13.23	3.06	0.059	0.18	2.86	6.45	0.05	0.255	0.07	0.83	100.3	4	4
276157	W-018	130.2	131.2	72.54	13.49	3.11	0.059	0.17	3.65	6.03	0.12	0.177	0.05	0.46	99.85	2	4
276158	W-018	131.2	132.2	75.25	12.59	2.68	0.034	0.15	1.27	6.35	0.07	0.151	0.05	0.3	98.89	2	4
276159	W-018	132.2	133.2	74.93	13.27	2.82	0.03	0.15	0.46	7.36	0.26	0.12	0.04	0.2	99.64	< 1	6
276160	W-018	133.2	134.5	80.88	9.89	2.04	0.023	0.14	0.35	5.29	0.52	0.097	0.03	0.27	99.53	< 1	4
276161	W-018	122.0	122.5	71.6	12.99	3.65	0.107	0.76	2.82	6.79	0.08	0.449	0.09	0.69	100	6	6
276162	W-018	122.5	123.3	76.94	11.53	1.82	0.028	0.14	0.51	6.78	0.05	0.124	0.06	0.51	98.5	1	5
276163	W-018	134.5	135.0	71.21	15.12	2.92	0.041	0.26	0.42	7.6	0.84	0.143	0.06	0.63	99.25	2	8
276164	W-018	135.0	137.5	77.86	12.3	2.16	0.022	0.17	0.61	6.81	0.2	0.119	0.04	0.41	100.7	< 1	5
276165	W-018	137.5	139.0	71.38	15.03	2.47	0.024	0.23	1.19	8.05	0.5	0.138	0.05	0.5	99.55	1	6
276166	W-018	139.0	140.0	65.32	18.38	2.61	0.025	0.12	4.01	8.91	0.03	0.119	0.03	0.7	100.2	1	5
276167	W-018	140.0	141.5	71.69	12.94	2.64	0.029	0.11	4.27	5.54	0.09	0.075	0.03	0.71	98.12	< 1	4
276168	W-018	146.2	148.5	76.18	12.2	2.19	0.035	0.3	2.53	5.05	1.36	0.249	0.07	0.75	100.9	3	6
276169	W-018	148.5	149.5	74.09	11.41	2.52	0.036	0.26	3.31	4.82	0.43	0.163	0.05	0.86	97.94	2	6
276170	W-018	149.8	150.5	75.17	11.81	1.93	0.024	0.04	3.11	6.23	0.05	0.183	0.06	0.98	99.6	2	6
276171	W-018	150.5	151.2	73.94	11.79	2.31	0.033	0.36	2.61	6.1	0.17	0.339	0.09	0.83	98.59	5	5
276172	W-018	151.2	152.4	64.25	16.44	3.44	0.049	0.09	7.25	8.33	0.05	0.231	0.08	1.78	102	3	6
276173	W-018	152.4	153.4	67.46	13.49	3.24	0.05	0.09	6.73	6.11	0.08	0.231	0.08	1.08	98.63	3	4
276174	W-018	153.4	154.5	64.7	14.19	3.01	0.104	0.14	12.08	5.26	< 0.01	0.17	0.06	2.05	101.8	1	28

Analyte Symbol	drill-hole	from	to	SiO2	Al2O3	Fe2O3(T)	MnO	MgO	CaO	Na2O	K2O	TiO2	P2O5	LOI	Total	Sc	Be
Unit Symbol				%	%	%	%	%	%	%	%	%	%	%	%	ppm	ppm
Detection Limit				0.01	0.01	0.01	0.001	0.01	0.01	0.01	0.01	0.001	0.01	0.01	0.01	1	1
Analysis Method				FUS-ICP	FUS-ICP	FUS-ICP	FUS-ICP	FUS-ICP	FUS-ICP	FUS-ICP	FUS-ICP	FUS-ICP	FUS-ICP	FUS-ICP	FUS-ICP	FUS-ICP	FUS-ICP
276175	W-018	154.5	155.3	64.44	12.89	4.3	0.123	0.2	11.11	5.01	0.09	0.33	0.05	1.46	100	2	24
276176	W-018	155.3	155.8	64.14	14.84	3.76	0.103	0.26	6.43	7.48	0.12	0.52	0.1	0.76	98.52	3	6
276177	W-018	155.8	156.8	70.36	11.39	3.51	0.106	0.24	6.73	5.44	0.11	0.465	0.08	1.61	100	4	5
276178	W-018	156.8	157.8	68.38	11.55	3.78	0.112	0.34	5.75	4.13	2.17	0.548	0.09	1.18	98.03	5	5
276179	W-018	157.8	158.8	67.96	12.05	4.3	0.116	0.68	4.35	2.5	5.85	0.538	0.09	1.12	99.56	5	5
276180	W-018	158.8	160.4	65.02	13.47	5.39	0.158	0.96	5.35	5.02	2.76	0.604	0.1	1.2	100	6	6
276181	W-018	160.4	162.0	75.04	9.84	3.49	0.067	0.56	1.69	2.03	4.97	0.301	0.04	0.94	98.95	2	3
276182	W-018	162.0	164.0	75.46	10.79	3.45	0.071	0.44	1.75	2.57	5.31	0.331	0.05	0.76	101	3	3
276183	W-018	164.0	165.0	73.69	10.91	3.6	0.072	0.41	1.58	2.5	5.75	0.307	0.05	0.49	99.36	3	4
276184	W-018	165.0	165.5	76.57	9.98	3.33	0.063	0.22	1.72	2.94	4.06	0.26	0.03	0.41	99.59	2	4
276 185	W-018	165.5	167.3	64.06	14.8	4.64	0.121	0.64	4.96	6.88	1.52	0.472	0.06	0.55	98.7	4	7
276186	W-018	167.3	167.7	55.99	15.31	7.19	0.226	1.02	10.65	6.86	0.14	0.615	0.13	1.2	99.35	6	9
276187	W-018	167.7	168.7	59.55	15.99	5.8	0.175	1.04	7.08	8.14	0.17	0.884	0.13	0.67	99.64	8	8
276188	W-018	168.7	169.8	60.57	16.57	6.45	0.128	1.26	5.18	8.41	0.36	0.916	0.13	0.99	101	9	7
276189	W-018	169.8	171.4	51.46	15.72	11.37	0.159	2.71	8.02	5.99	0.19	1.764	0.26	1.55	99.19	21	7
276190	W-018	171.4	173.0	51.83	15.55	11.07	0.177	3.08	8.64	5.85	0.15	1.69	0.25	1.73	100	20	7
276191	W-018	173.0	173.3	57.91	15.58	6.39	0.197	1.72	8.73	7.22	0.16	0.788	0.12	0.88	99.7	8	11
276192	W-018	173.3	174.1	70.02	12.32	4.53	0.133	0.62	5.29	5.42	1.49	0.479	0.08	0.62	101	4	6
276193	W-018	174.1	175.2	74.49	10.56	3.59	0.068	0.47	2.04	2.79	4.86	0.309	0.05	0.54	99.75	2	4
276194	W-018	175.2	176.4	71.67	11.92	4.3	0.104	0.57	3.5	4.81	2.53	0.372	0.08	0.59	100.4	3	5
276195	W-018	176.4	177.2	63.58	14.17	5.33	0.168	0.67	7.33	6.33	1.37	0.56	0.09	0.52	100.1	5	9
276196	W-018	177.2	181.0	63.88	14.12	5.08	0.15	0.85	6.28	4.17	4.62	0.539	0.07	0.67	100.4	5	8
276197	W-018	181.0	182.8	72.76	10.46	4.02	0.084	0.57	2.9	3.31	3.67	0.377	0.05	0.61	98.82	3	5
276198	W-018	182.8	184.2	69.16	12.68	4.35	0.11	0.74	4.72	5.28	2.17	0.512	0.07	0.46	100.3	5	7
276200	W-018	184.9	186.0	71.66	11.93	4.13	0.084	0.59	3.45	4.02	4.02	0.401	0.07	0.59	100.9	4	5
276201	W-018	186.0	187.3	66.49	12.22	5.7	0.122	1.03	4.56	3.82	4.13	0.686	0.11	0.47	99.35	7	6
276202	W-018	187.3	192.5	58.55	13.74	7.22	0.169	1.02	8.74	5.61	1.53	1.115	0.17	0.75	98.61	15	8
276203	W-018	192.5	195.5	63.11	15.12	5.47	0.119	0.37	7.72	7.56	0.24	0.426	0.07	0.69	100.9	4	10
276204	W-018	195.5	200.0	61.35	13.82	4.77	0.115	0.84	11.17	4.61	1.08	0.44	0.04	0.66	99.1	3	12
276205	W-018	200.0	201.5	41.91	22.84	10.23	0.083	2.53	2.1	0.58	8.24	1.939	0.21	7.47	98.13	28	13
276206	W-018	201.5	203.5	39.19	22.63	13.25	0.343	3.38	2.16	0.2	7.98	2.768	0.37	7.36	99.61	33	8

Analyte Symbol	drill-hole	from	to	SiO2	Al2O3	Fe2O3(T)	MnO	MgO	CaO	Na2O	K2O	TiO2	P2O5	LOI	Total	Sc	Be
Unit Symbol				%	%	%	%	%	%	%	%	%	%	%	%	ppm	ppm
Detection Limit				0.01	0.01	0.01	0.001	0.01	0.01	0.01	0.01	0.001	0.01	0.01	0.01	1	1
Analysis Method				FUS-ICP	FUS-ICP	FUS-ICP	FUS-ICP	FUS-ICP	FUS-ICP	FUS-ICP	FUS-ICP	FUS-ICP	FUS-ICP	FUS-ICP	FUS-ICP	FUS-ICP	FUS-ICP
276207	W-018	203.5	205.8	40.96	17.14	14.69	0.239	4.98	8.71	0.73	5.35	2.501	0.43	2.97	98.7	25	4
276208	W-018	141.5	142.5	47.53	12.88	12.47	0.218	6.12	12.11	3.15	0.79	2.432	0.36	1.43	99.49	39	18
276209	W-014	5.0	5.5	76.37	11.48	3.45	0.076	0.25	0.47	3.42	4.48	0.245	0.05	0.69	101	< 1	4
276210	W-014	5.5	6.0	75.58	10.24	3.51	0.041	0.12	0.25	2.01	6.11	0.225	0.04	1.17	99.3	1	3
276211	W-014	6.0	6.8	76.31	10.53	3.51	0.042	0.11	0.28	3.08	4.48	0.225	0.06	0.44	99.09	< 1	4
276212	W-014	6.8	7.2	74.12	10.6	3.69	0.059	0.1	0.31	1.79	6.77	0.235	0.08	0.48	98.23	< 1	4
276213	W-014	7.2	7.5	72.55	12.41	3.75	0.052	0.11	0.45	2.1	7.81	0.274	0.19	0.61	100.3	< 1	5
276214	W-014	7.5	8.0	75.33	11.24	3.54	0.048	0.11	0.3	1.8	7.45	0.234	0.07	0.62	100.7	< 1	4
276215	W-014	8.0	8.5	73.65	12.35	3.58	0.041	0.08	0.59	3	6.32	0.242	0.31	0.64	100.8	< 1	4
276216	W-014	8.5	9.0	77.1	9.36	3.62	0.065	0.06	2.11	1.02	5.56	0.217	0.05	0.73	99.89	1	2
276217	W-014	9.0	10.5	76.17	10.52	3.48	0.038	0.07	0.3	1.57	7.03	0.222	0.06	0.34	99.8	< 1	4
276218	W-014	34.0	35.1	74.98	11.45	4.77	0.091	0.3	0.85	5.9	0.3	0.606	0.14	0.99	100.4	6	3
276219	W-014	35.1	36.5	63.02	14.6	8.85	0.178	0.54	1.99	7.14	0.51	1.56	0.48	1.14	100	13	4
276220	W-014	36.5	37.7	73.87	11.82	3.99	0.093	0.14	1	4.51	3.38	0.576	0.34	0.71	100.4	3	3
276221	W-014	37.7	38.5	79.65	10.22	2.79	0.048	0.08	0.43	4.31	2.29	0.217	0.04	0.67	100.7	< 1	3
276222	W-014	39.8	40.1	77.53	10.13	3.15	0.035	0.11	0.35	2.61	4.84	0.227	0.03	0.88	99.9	< 1	4
276223	W-014	40.1	40.8	75.83	11.56	2.13	0.041	0.05	0.41	3.56	4.52	0.138	0.02	0.56	98.82	< 1	6
276224	W-014	47.6	48.8	76.65	12.01	2.27	0.04	0.04	0.43	3.8	4.58	0.14	0.02	0.56	100.5	< 1	6
276225	W-014	48.8	49.5	77.52	11.5	2.12	0.045	0.06	0.35	3.1	4.89	0.114	0.02	0.58	100.3	< 1	6
276226	W-014	49.5	50.5	76.05	11.61	2.17	0.044	0.05	0.29	2.98	5.04	0.113	0.02	0.51	98.86	< 1	6
276227	W-014	34.0	35.1	63.23	17.8	4.74	0.031	0.25	1.89	10.24	0.12	0.374	0.73	0.6	100	1	6
276228	W-014	58.0	59.0	61.68	18.27	7.2	0.054	0.68	1.46	9.94	0.12	0.733	0.27	0.57	101	5	6
276229	W-014	59.0	60.0	64.51	17.97	5.17	0.025	0.26	0.8	10.06	0.12	0.347	0.07	0.3	99.63	< 1	5
276230	W-014	60.0	61.0	65.19	19.05	3.16	0.012	0.09	0.82	10.77	0.05	0.369	0.07	0.3	99.89	< 1	4
276231	W-014	61.0	62.1	64.14	19.19	4.27	0.049	0.36	0.75	10.53	0.1	0.394	0.09	0.29	100.2	< 1	4
276232	W-014	62.1	63.2	63.01	19.04	3.94	0.051	0.48	0.8	10.46	0.06	0.42	0.21	0.33	98.8	< 1	3
276233	W-014	63.2	64.1	65.71	19.23	2.46	0.031	0.32	0.95	10.49	0.08	0.455	0.22	0.4	100.3	2	4
276234	W-014	64.1	65.3	78.31	11.21	2.87	0.029	0.15	0.37	6.19	0.08	0.258	0.05	0.23	99.74	< 1	4
276235	W-014	65.3	66.0	76.87	11.53	2.87	0.031	0.18	0.58	6.35	0.06	0.268	0.07	0.2	99.01	1	4
276236	W-014	97.0	97.4	71.23	14.31	2.82	0.029	0.19	0.94	8.06	0.16	0.307	0.33	0.56	98.94	< 1	4
276237	W-014	97.4	97.7	74.61	11.85	4.26	0.084	0.46	0.36	5.95	0.16	0.348	0.07	0.8	98.94	3	4

Analyte Symbol	drill-hole	from	to	SiO2	Al2O3	Fe2O3(T)	MnO	MgO	CaO	Na2O	K2O	TiO2	P2O5	LOI	Total	Sc	Be
Unit Symbol				%	%	%	%	%	%	%	%	%	%	%	%	ppm	ppm
Detection Limit				0.01	0.01	0.01	0.001	0.01	0.01	0.01	0.01	0.001	0.01	0.01	0.01	1	1
Analysis Method				FUS-ICP	FUS-ICP	FUS-ICP	FUS-ICP	FUS-ICP	FUS-ICP	FUS-ICP	FUS-ICP	FUS-ICP	FUS-ICP	FUS-ICP	FUS-ICP	FUS-ICP	FUS-ICP
276238	W-014	97.7	98.5	79.38	9.61	3.63	0.042	0.21	0.62	5.37	0.16	0.291	0.07	1.29	100.9	2	4
276239	W-014	98.5	100.5	79.14	11.08	3.2	0.033	0.13	0.33	6.06	0.03	0.272	0.05	0.65	101	2	4
276240	W-014	100.5	101.2	76.74	11.67	4.23	0.045	0.14	0.44	6.33	0.05	0.379	0.08	0.46	100.6	3	3
276241	W-014	101.2	103.0	77.01	11.61	2.71	0.039	0.14	0.32	6.33	0.06	0.297	0.08	0.3	98.9	2	3
276242	W-014	103.0	103.5	70.12	15.43	2.81	0.048	0.23	0.47	8.37	0.05	0.381	0.12	0.3	98.33	2	4
276243	W-014	103.5	104.5	76.5	12.04	2.99	0.039	0.15	0.34	6.91	0.06	0.297	0.06	0.56	99.95	< 1	3
276244	W-014	152.3	152.6	56.41	19.01	6.11	0.172	0.77	9.1	7.06	0.11	0.598	0.55	0.98	100.9	5	4
276245	W-014	152.6	152.9	57.82	18.64	7.27	0.164	0.69	6.21	7.79	0.07	0.41	0.15	0.75	99.96	< 1	5
276246	W-014	152.9	153.2	56.29	17.89	10.49	0.126	1.11	1.89	8.05	0.78	0.739	0.19	0.96	98.52	2	6
276247	W-014	153.2	153.5	69.91	13.44	5.18	0.116	0.96	0.88	2.56	5	0.405	0.04	1.21	99.7	1	6
276248	W-014	153.5	154.0	73.86	12.22	3.7	0.089	0.72	0.66	2.69	4.73	0.299	0.05	1.04	100.1	< 1	5
276249	W-014	154.0	154.7	68.34	15.5	4.57	0.084	0.35	1.45	7.63	0.59	0.332	0.11	0.55	99.5	< 1	5
276250	W-014	154.7	154.9	63.5	18.39	5.95	0.063	0.26	1.08	9.78	0.11	0.342	0.11	0.23	99.82	< 1	4
276251	W-014	154.9	155.2	71.47	12.13	4.98	0.125	0.32	3.5	5.21	0.08	0.254	0.05	0.73	98.85	< 1	5
276252	W-014	155.2	155.5	65.79	16.61	4.59	0.037	0.1	1.91	9.37	0.06	0.317	0.14	0.52	99.45	< 1	3
276253	W-014	155.5	157.0	75.17	12.57	3.56	0.033	0.12	0.58	6.18	1.87	0.257	0.07	0.29	100.7	< 1	3
276254	W-014	157.0	158.2	73.61	12.61	3.82	0.061	0.17	1.1	5.38	2.22	0.258	0.04	0.4	99.67	1	3
276255	W-014	158.2	160.0	70.92	14.75	4.62	0.048	0.25	0.68	7.99	0.09	0.313	0.11	0.31	100.1	< 1	4
276256	W-014	160.0	160.3	77.51	10.3	3.27	0.035	0.15	0.34	6	0.1	0.218	0.04	0.52	98.48	< 1	4
276257	W-014	245.1	245.6	47.45	13.22	15.18	0.351	5.01	9.17	3.85	0.39	2.991	0.62	2.23	100.5	41	4
276258	W-014	245.6	246.6	47.68	13.14	15.02	0.327	5.29	8.93	3.54	0.62	3.1	0.62	2.03	100.3	41	4
276259	W-014	246.6	246.7	48.9	13.01	14.21	0.299	5.1	9.6	3.8	0.59	2.733	0.57	1.72	100.5	38	5
276260	W-014	246.7	247.3	49.86	14.91	12.72	0.236	5.38	7.8	3.12	2.17	2.214	0.41	2.09	100.9	31	3
276261	W-014	247.3	248.0														
276262	W-014	248.0	249.5														
276263	W-014	249.5	250.0														
276264	W-014	250.0	251.5	49.92	14.4	12.85	0.221	5.77	8.08	2.86	1.6	2.181	0.41	2.14	100.4	31	3
276265	W-014	251.5	251.8	47.46	13.43	13.31	0.358	4.47	11.16	3.52	0.37	2.591	0.52	1.79	98.97	35	6
276266	W-014	251.8	251.9	46.57	14.76	13.6	0.284	5.09	8.44	2.86	2.64	2.2	0.42	2.68	99.54	30	6
276267	W-014	251.9	252.4	48.83	13.07	13.84	0.356	4.18	10.33	2.5	0.51	2.413	0.5	2.1	98.63	33	6
276268	W-016	18.6	19.7	76.08	11.43	1.87	0.02	0.16	0.44	3.42	4.58	0.132	0.02	0.53	98.67	< 1	7

Analyte Symbol	drill-hole	from	to	SiO2	Al2O3	Fe2O3(T)	MnO	MgO	CaO	Na2O	K2O	TiO2	P2O5	LOI	Total	Sc	Be
Unit Symbol				%	%	%	%	%	%	%	%	%	%	%	%	ppm	ppm
Detection Limit				0.01	0.01	0.01	0.001	0.01	0.01	0.01	0.01	0.001	0.01	0.01	0.01	1	1
Analysis Method				FUS-ICP	FUS-ICP	FUS-ICP	FUS-ICP	FUS-ICP	FUS-ICP	FUS-ICP	FUS-ICP	FUS-ICP	FUS-ICP	FUS-ICP	FUS-ICP	FUS-ICP	FUS-ICP
276269	W-016	19.7	21.3	73.36	12.16	2.3	0.03	0.28	1.6	4.16	3.85	0.229	0.04	1.09	99.1	2	6
276270	W-016	179.2	180.6														
276271	W-016	180.6	181.7	46.13	16.16	13.78	0.239	4.49	4.41	2.31	5.48	2.462	0.4	2.87	98.73	24	3
276272	W-016	181.7	182.1	45.98	15.88	17.5	0.167	2.98	4.93	2.43	6.13	2.445	0.39	1.86	100.7	25	3
276273	W-016	182.1	183.5	47.7	16.18	14.5	0.205	4.01	3.61	3.05	5.86	2.546	0.41	2.08	100.2	26	4
276274	W-016	183.5	184.5	52.73	14.27	12.15	0.23	3.26	5.61	1.63	3.7	1.903	0.31	2.62	98.42	20	5
276275	W-016	184.5	185.3	67.43	11.56	7.14	0.123	2.15	2.52	1.42	4.68	1.011	0.1	1.96	100.1	13	4
276276	W-016	185.3	185.8	52.55	15.77	13.46	0.392	3.48	3.44	1.32	4.14	2.182	0.31	3.89	100.9	25	8
276277	W-016	185.8	186.2	50.47	16.84	12.11	0.239	2.29	3.77	1.05	6.38	2.488	0.32	3.64	99.59	27	9
276278	W-016	186.2	186.9	59.82	17.17	4.72	0.12	0.68	6.21	7.89	0.26	0.561	0.19	1.09	98.7	6	6
276279	W-016	186.9	188.6	63.15	18.38	4.68	0.06	0.46	2.67	9.59	0.1	0.362	0.2	0.71	100.4	1	5
276280	W-016	194.1	194.5	49.71	16.1	12.46	0.225	4.79	8.87	2.91	1.85	2.208	0.34	1.47	100.9	36	2
276281	W-016	194.5	195.1	49.8	15.25	12.37	0.283	4.89	8.64	3.29	1.84	2.247	0.35	1.43	100.4	36	3
276282	W-016	195.1	197.0	75.21	11.8	3.75	0.053	0.25	1.38	5.93	0.85	0.294	0.04	0.78	100.3	1	4
276283	W-016	197.0	197.8	78.71	10.3	3.1	0.034	0.17	0.43	5.63	0.57	0.236	0.03	0.51	99.73	< 1	3
276284	W-016	197.8	198.6	71.64	14.81	3.27	0.029	0.14	1.14	8.4	0.14	0.238	0.09	0.46	100.4	< 1	3
276285	W-016	198.6	200.1														
276286	W-016	200.1	200.8	72.56	13.55	3.69	0.053	0.13	1.72	7.35	0.1	0.264	0.04	0.72	100.2	< 1	4
276287	W-016	200.8	202.8	62.75	17.02	5.18	0.09	0.46	3.22	8.71	0.1	0.39	0.11	0.98	99.02	2	5
276288	W-016	202.8	203.6	47.16	13.04	15.35	0.305	5.8	8.79	3.35	0.86	2.787	0.41	2.28	100.1	35	7
276289	W-016	204.4	207.2	60.51	17.04	6.99	0.104	1.1	2.66	9.26	0.09	0.707	0.23	0.89	99.58	6	4
276290	W-016	207.2	208.3	74.06	12.87	3.96	0.069	0.34	1.26	7.04	0.1	0.28	0.07	0.55	100.6	< 1	3
276291	W-016	208.3	211.0	78.62	10.54	3.29	0.048	0.18	0.72	5.45	0.74	0.225	0.06	0.54	100.4	< 1	3
276292	W-016	211.0	211.7	71.77	13.7	3.81	0.054	0.2	0.99	7.89	0.11	0.266	0.08	0.54	99.41	< 1	4
276293	W-016	211.7	212.5	67.13	15.26	4.01	0.072	0.16	1.7	8.45	0.11	0.296	0.08	0.58	97.86	< 1	4
276294	W-016	212.5	214.8	80.45	9.8	3.22	0.053	0.12	0.94	5.08	0.12	0.223	0.04	0.59	100.6	1	4
276295	W-016	214.8	216.0	64.61	17.01	4.87	0.073	0.24	1.07	9.67	0.12	0.314	0.1	0.6	98.68	< 1	8
276296	W-016	216.0	217.0	71.18	13.66	4.58	0.063	0.19	0.86	7.59	0.1	0.285	0.07	0.56	99.14	< 1	5
276297	W-016	217.0	218.5	65.45	14.93	5.84	0.138	0.47	2.42	6.99	1.4	0.467	0.13	0.95	99.2	2	5
276298	W-016	221.4	222.3	63.33	17.03	4.43	0.141	0.28	2.3	6.24	4.97	0.36	0.06	0.56	99.7	< 1	6
276299	W-016	222.3	222.8	62.27	18.09	5.2	0.116	0.28	1.98	9.67	0.14	0.386	0.04	0.53	98.69	1	7

Analyte Symbol	drill-hole	from	to	SiO2	Al2O3	Fe2O3(T)	MnO	MgO	CaO	Na2O	K2O	TiO2	P2O5	LOI	Total	Sc	Be
Unit Symbol				%	%	%	%	%	%	%	%	%	%	%	%	ppm	ppm
Detection Limit				0.01	0.01	0.01	0.001	0.01	0.01	0.01	0.01	0.001	0.01	0.01	0.01	1	1
Analysis Method				FUS-ICP	FUS-ICP	FUS-ICP	FUS-ICP	FUS-ICP	FUS-ICP	FUS-ICP	FUS-ICP	FUS-ICP	FUS-ICP	FUS-ICP	FUS-ICP	FUS-ICP	FUS-ICP
276300	W-016	301.5	301.9	71.18	10.71	3.36	0.064	0.1	0.46	2.19	6.42	0.24	0.03	1.15	95.9	1	4
276301	W-016	301.9	302.8	75.55	10.49	3.18	0.075	0.1	0.3	1.96	6.06	0.229	0.02	0.74	98.7	< 1	4
276302	W-016	317.0	318.3	70.91	10.49	2.28	0.017	0.03	0.42	3.64	3.83	0.108	0.01	0.98	92.73	< 1	14
276303	W-016	318.3	319.0	74.79	10.51	2.58	0.034	0.08	2.43	2.96	4.25	0.113	0.01	1.81	99.57	< 1	11
276304	W-014	160.3	161.0	66.23	17.18	4.84	0.051	0.19	0.92	9.59	0.07	0.346	0.16	0.27	99.86	1	4
276305	W-014	161.0	161.7	63.52	18.15	5.46	0.052	0.16	1.1	10.02	0.04	0.342	0.21	0.34	99.39	< 1	5
276306	W-014	161.7	162.4	64.59	17.51	4.87	0.103	0.28	1.85	9.43	0.07	0.338	0.1	0.47	99.62	< 1	6
276307	W-014	162.4	163.5	64.34	17.83	4.92	0.078	0.14	2.19	9.34	< 0.01	0.37	0.2	0.28	99.69	1	4
276308	W-014	163.5	164.1	66	16.61	4.05	0.044	0.16	1.18	9.54	0.15	0.292	0.06	0.97	99.06	< 1	5
276309	W-014	164.1	165.3	75.52	11.77	3.67	0.052	0.19	1.48	6.18	< 0.01	0.239	0.04	0.67	99.85	< 1	4
276310	W-014	165.3	167.1	63.56	16.84	5.67	0.092	0.51	2.54	8.63	0.04	0.385	0.06	0.47	98.8	1	5
276311	W-014	172.4	173.5	61.73	17.54	4.76	0.236	0.37	5.98	8.74	0.04	0.341	0.08	0.26	100.1	< 1	6
276312	W-014	173.5	174.9	61.69	18.02	5.36	0.147	0.38	3.46	9.21	0.03	0.378	0.04	0.33	99.06	< 1	6
276313	W-014	174.9	176.0	70.92	14.39	4.27	0.057	0.25	0.99	6.78	1.71	0.3	0.04	0.47	100.2	< 1	5
276314	W-014	176.0	178.0	78.69	9.87	3.27	0.031	0.1	0.73	3.67	3.03	0.227	0.03	0.64	100.3	< 1	3
276315	W-014	178.0	178.7	65.12	16.67	4.72	0.059	0.29	1.2	9.15	0.58	0.338	0.04	0.84	99.01	< 1	5
276316	W-014	178.9	179.9	73.39	10.85	3.77	0.044	0.16	1.03	5.07	1.87	0.295	0.06	1.26	97.81	2	4
276317	W-014	179.9	181.1	71.05	14	4.23	0.036	0.13	0.47	7.51	1.09	0.272	0.05	0.5	99.34	< 1	5
276318	W-014	181.1	182.2	76.77	11.29	3.72	0.032	0.12	0.4	5.31	1.92	0.23	0.04	0.97	100.8	< 1	4
276319	W-014	182.2	183.3	76.17	11.26	3.52	0.036	0.18	0.4	5.34	2.09	0.239	0.04	0.93	100.2	< 1	4
276320	W-014	183.3	183.9	77.04	10.13	3.12	0.04	0.18	0.35	4.08	2.78	0.236	0.03	0.93	98.93	< 1	4
276321	W-014	183.9	195.0	66.43	13.97	6.85	0.055	0.28	1.28	7.46	0.58	0.34	0.41	0.67	98.33	1	6
276322	W-014	185.0	187.5	69.56	11.82	5.51	0.093	1.3	2.21	4.88	1.63	0.765	0.12	1.12	99.01	6	4
276323	W-014	192.3	194.0	63.13	17.57	5.66	0.073	0.28	1.64	9.88	0.1	0.335	0.11	0.63	99.41	< 1	8
276324	W-014	194.0	194.7	62.06	17.78	5.21	0.179	0.84	3.99	8.46	0.19	0.43	0.05	0.64	99.82	1	6
276325	W-014	202.6	202.8	65.31	13.94	5.01	0.219	1.55	3.05	4.33	3.52	0.383	0.05	2.81	100.2	3	5
276326	W-014	202.8	203.4	60.69	16.7	5.73	0.267	1.14	5.7	5.85	2.55	0.343	0.07	1.22	100.3	1	6
276327	W-014	203.5	203.8	75.09	11.09	3.45	0.086	0.32	0.97	2.97	4.91	0.257	0.04	0.88	100.1	1	3
276328	W-014	204.8	205.8	75.25	10.21	3.34	0.063	0.18	0.68	2.78	4.74	0.244	0.04	0.71	98.23	< 1	3
276329	W-014	205.8	206.4	73.17	11.85	3.64	0.066	0.18	0.62	3.51	5.1	0.255	0.04	0.54	98.97	1	4
276330	W-014	206.4	207.5	66.56	15.22	4.65	0.069	0.16	0.73	4.38	6.08	0.357	0.04	0.28	98.52	1	4

Analyte Symbol	drill-hole	from	to	SiO2	Al2O3	Fe2O3(T)	MnO	MgO	CaO	Na2O	K2O	TiO2	P2O5	LOI	Total	Sc	Be
Unit Symbol				%	%	%	%	%	%	%	%	%	%	%	%	ppm	ppm
Detection Limit				0.01	0.01	0.01	0.001	0.01	0.01	0.01	0.01	0.001	0.01	0.01	0.01	1	1
Analysis Method				FUS-ICP	FUS-ICP	FUS-ICP	FUS-ICP	FUS-ICP	FUS-ICP	FUS-ICP	FUS-ICP	FUS-ICP	FUS-ICP	FUS-ICP	FUS-ICP	FUS-ICP	FUS-ICP
276331	W-016	250.0	250.4	53.58	15.79	16.63	0.117	0.42	2.6	8.42	0.08	1.418	0.51	1	100.6	8	10
276332	W-016	250.4	251.0	59.28	16.85	11.08	0.108	0.42	1.64	8.85	0.39	0.702	0.26	0.61	100.2	3	11
276333	W-016	251.0	251.6	63.2	18.99	4.63	0.066	0.44	0.89	10.06	0.04	0.41	0.04	0.63	99.39	1	4
276334	W-016	114.7	115.6	72.3	11.62	5.82	0.095	2.12	0.8	0.37	4.3	0.94	0.05	2.91	101.3	12	4
276335	W-016	115.6	116.4	69.08	12.07	5.82	0.115	2.35	0.72	0.31	4.19	0.923	0.06	3.41	99.05	13	4
276336	W-016	116.4	116.9	69.41	12.38	5.62	0.134	2.09	0.7	0.35	4.54	0.904	0.07	3.18	99.37	12	4
276337	W-016	116.9	117.5	67.15	11.96	6.66	0.13	1.6	0.76	0.55	4.14	0.976	0.06	3.96	97.95	13	3
276338	W-016	117.5	118.0	57.71	12.81	10.33	0.269	3.16	1.89	1.13	3.58	1.647	0.19	2.11	94.82	18	5
276339	W-016	118.0	118.5	66.36	11.94	8.18	0.182	2.51	1.91	1.7	2.79	1.313	0.19	1.98	99.06	15	4
276340	W-017	131.6	132.0	71.48	9.37	4.77	0.059	2.2	3.21	0.5	2.8	0.775	0.11	2.29	97.56	10	6
276341	W-017	132.0	132.5	44.35	16.27	13.99	0.182	5.76	13.31	0.12	1.07	1.752	0.21	3.91	100.9	20	7
276342	W-017	132.5	133.1	41.64	17.67	13.51	0.193	4.76	10.03	0.3	3.91	2.483	0.4	3.74	98.63	27	7
276343	W-017	133.1	133.4	48.95	17.21	13	0.156	3.16	3.01	0.49	8.2	2.458	0.38	3.98	101	25	13
276344	W-017	133.4	134.0	68.59	11.81	6.13	0.091	1.83	0.96	0.21	4.22	1.033	0.12	3.78	98.77	13	7
276345	W-017	134.0	135.0	66.32	13.65	6.06	0.082	2.25	0.8	0.12	4.64	1.033	0.1	4.58	99.63	14	10
276346	W-017	135.0	135.7	69.61	12.47	5.76	0.082	1.88	0.49	0.26	4.33	0.837	0.09	3.83	99.63	13	9
276347	W-017	135.7	136.2	69.03	12.76	4.16	0.05	1.58	1.9	1.65	5.33	0.45	0.07	1.9	98.88	7	5
276348	W-017	136.2	136.9	77.38	12.45	1.44	0.015	0.24	0.73	5.36	2.16	0.197	0.04	0.64	100.7	2	6
276349	W-017	136.9	138.3	79.07	10.71	2.08	0.023	0.31	0.49	4.18	2.47	0.213	0.04	0.85	100.4	3	6
276350	W-017	138.3	139.6	78.54	10.47	1.47	0.02	0.33	0.57	4.59	1.71	0.201	0.05	1.18	99.13	2	5
276351	W-017	139.6	140.7	79.83	10.96	1	0.014	0.37	0.41	4.54	1.85	0.221	0.04	0.93	100.2	2	5
276352	W-017	140.7	142.0	78.93	10.91	0.86	0.011	0.48	0.45	4.41	1.33	0.238	0.04	1.38	99.04	3	6
276353	W-017	142.0	142.5	76.26	13.09	0.6	0.008	0.24	0.38	5.26	2.16	0.218	0.05	1.24	99.5	3	6
276354	W-017	142.5	143.0	70.84	15.05	1.68	0.021	1.15	0.32	0.16	6.53	0.354	0.05	2.65	98.8	4	12
276355	W-017	143.0	144.5	69.58	14.43	2.18	0.029	0.93	0.75	2.11	7.01	0.316	0.05	1.91	99.3	4	6
276356	W-017	144.5	145.5	62.09	17.04	0.86	0.014	0.99	4.65	5.51	2.91	0.954	0.18	3.34	98.52	11	5
276357	W-017	145.5	146.5	57.2	16.37	0.81	0.01	0.71	12.5	0.65	4.88	0.674	0.15	6	99.94	8	3
276358	W-017	146.5	147.5	60.11	17.18	0.45	0.006	0.11	7.62	5.62	2.49	0.601	0.21	4.59	98.97	6	4
276359	W-017	147.5	148.4	62.83	16.23	0.52	0.01	0.13	8.78	2.56	3.83	0.396	0.47	4.71	100.5	< 1	4
276360	W-017	148.4	149.5	64.08	17.12	0.4	0.004	0.02	5.56	10.11	0.19	0.395	0.38	2.48	100.7	3	4
276361	W-017	149.5	151.0	67.9	17.96	0.6	0.007	0.1	1.75	9.75	0.15	0.506	0.1	1.07	99.91	5	5

Analyte Symbol	drill-hole	from	to	SiO2	Al2O3	Fe2O3(T)	MnO	MgO	CaO	Na2O	K2O	TiO2	P2O5	LOI	Total	Sc	Be
Unit Symbol				%	%	%	%	%	%	%	%	%	%	%	%	ppm	ppm
Detection Limit				0.01	0.01	0.01	0.001	0.01	0.01	0.01	0.01	0.001	0.01	0.01	0.01	1	1
Analysis Method				FUS-ICP	FUS-ICP	FUS-ICP	FUS-ICP	FUS-ICP	FUS-ICP	FUS-ICP	FUS-ICP	FUS-ICP	FUS-ICP	FUS-ICP	FUS-ICP	FUS-ICP	FUS-ICP
276362	W-017	151.0	152.4	66.1	16.1	0.61	0.004	< 0.01	2.7	9.28	0.26	0.451	0.12	1.76	97.39	5	4
276363	W-017	152.4	153.5	66.69	17.98	0.81	0.006	0.02	1.6	10.33	0.24	0.402	0.07	1.27	99.43	3	4
276364	W-017	153.5	154.5	70.16	16.25	1.44	0.014	0.05	1.84	7.68	1.85	0.336	0.09	1.11	100.8	< 1	3
276365	W-017	154.5	155.5	75.94	10.71	1.83	0.017	0.08	2.64	5.72	0.22	0.232	0.04	1.02	98.47	< 1	2
276366	W-017	155.5	157.0	75.66	10.52	3.91	0.027	0.15	1.18	5.36	0.11	0.231	0.04	0.52	97.71	< 1	3
276367	W-017	157.0	158.2	69.4	13.02	3.04	0.025	0.12	3.92	6.19	0.18	0.265	0.05	0.97	97.19	< 1	2
276368	W-017	158.2	159.0	72.16	13.66	1.97	0.016	0.04	3.44	7.11	0.04	0.273	0.05	1.22	99.98	< 1	2
276369	W-017	159.0	160.5	80.59	8.95	3.12	0.025	0.14	1.3	4.49	0.34	0.199	0.02	0.6	99.77	< 1	2
276370	W-017	160.5	162.0	68.81	16.93	3.1	0.022	0.22	2.12	9.02	0.03	0.347	0.08	0.66	99.79	< 1	3
276371	W-017	162.0	163.0	64.37	15.25	6.21	0.049	0.34	4.7	6.45	0.35	0.316	0.22	1.4	99.67	< 1	3
276372	W-017	163.0	164.0	67.57	16.11	3.11	0.027	0.06	3.6	7.9	0.05	0.337	0.13	0.81	99.7	< 1	3
276373	W-017	164.0	165.3	67.3	16.77	3.23	0.023	0.1	1.99	8.64	0.34	0.343	0.08	0.76	99.58	< 1	3
276374	W-017	165.3	166.5	67.39	16.65	3.84	0.027	0.18	1.8	8.69	0.37	0.347	0.15	0.47	99.91	< 1	3
276375	W-017	166.5	167.5	63.72	17.67	5.06	0.038	0.38	2.16	9.1	0.11	0.375	0.17	0.63	99.41	2	3
276376	W-017	167.5	169.5	79.46	11.02	1.84	0.016	0.06	2.64	5.77	0.13	0.235	0.05	0.59	101.8	< 1	2
276377	W-017	169.5	170.2	59.78	17.6	6.84	0.102	0.75	2.31	9.1	0.09	1.354	0.37	1.13	99.42	10	4
276378	W-017	170.2	171.0	63.1	18.2	5.4	0.039	0.48	1.15	9.88	0.1	0.507	0.34	0.66	99.85	4	5
276379	W-017	171.0	172.0	49.4	16.66	15.08	0.157	4	2.58	6.67	0.14	1.849	0.28	2.27	99.09	28	5
276380	W-017	174.2	175.0	58.72	18.18	5.91	0.1	1.14	4.78	7.65	0.56	0.582	0.19	1.18	99	6	4
276381	W-017	175.0	176.2	50.63	15.34	12.5	0.25	3.7	5.11	5.31	0.86	2.001	0.32	2.37	98.38	26	3
276382	W-017	197.3	198.5	59.37	17.41	3.9	0.071	0.22	3.48	8.8	0.06	0.34	0.17	1.18	95.17	1	4
276383	W-017	198.5	200.1	62.21	17.83	4.15	0.068	0.23	2.96	9.06	0.4	0.327	0.12	1.17	98.52	< 1	5
276384	W-017	200.1	201.2	61.43	12.87	3.75	0.056	0.12	8.36	6.65	0.18	0.272	0.12	6.03	99.85	< 1	4
276385	W-017	201.2	202.5	61.66	15.56	4.43	0.085	0.54	5.03	7.73	0.26	0.391	0.11	3.69	99.48	3	4
276386	W-017	207.9	209.3	76.68	11.2	3.37	0.063	0.33	1.04	5.79	0.67	0.246	0.08	0.62	100.1	< 1	3
276387	W-017	209.3	211.0	79.46	9.77	3.42	0.052	0.18	0.52	4.21	1.93	0.213	0.04	0.76	100.5	< 1	3
276388	W-017	211.0	212.0	75.54	11.32	3.49	0.071	0.27	0.9	5.32	1.59	0.266	0.25	0.59	99.59	< 1	4
276389	W-017	212.0	213.0	65.64	17.49	5.32	0.079	0.29	1.3	9.62	0.1	0.358	0.26	1.02	101.5	2	4
276390	W-017	213.0	214.0	66.4	16.1	4.52	0.061	0.29	0.88	8.87	0.05	0.364	0.22	0.56	98.32	2	5
276391	W-017	214.0	214.9	70.87	14.75	4.21	0.07	0.35	0.75	8.31	0.08	0.354	0.28	0.27	98.19	2	7
276392	W-017	214.9	216.0	73.05	13.74	3.85	0.069	0.24	0.79	7.65	0.64	0.318	0.19	0.4	100.9	1	5

Analyte Symbol	drill-hole	from	to	SiO2	Al2O3	Fe2O3(T)	MnO	MgO	CaO	Na2O	K2O	TiO2	P2O5	LOI	Total	Sc	Be
Unit Symbol				%	%	%	%	%	%	%	%	%	%	%	%	ppm	ppm
Detection Limit				0.01	0.01	0.01	0.001	0.01	0.01	0.01	0.01	0.001	0.01	0.01	0.01	1	1
Analysis Method				FUS-ICP	FUS-ICP	FUS-ICP	FUS-ICP	FUS-ICP	FUS-ICP	FUS-ICP	FUS-ICP	FUS-ICP	FUS-ICP	FUS-ICP	FUS-ICP	FUS-ICP	FUS-ICP
276393	W-017	216.0	217.0	75.94	11.86	3.71	0.089	0.2	0.59	5.98	1.15	0.291	0.12	0.93	100.8	1	5
276394	W-017	217.0	218.3	76.54	10.98	4.21	0.114	0.23	0.52	4.64	2.41	0.257	0.11	0.71	100.7	< 1	5
276395	W-017	218.3	218.9	78.29	9.44	3.15	0.109	0.22	0.35	1.91	4.83	0.211	0.03	0.75	99.29	< 1	3
276396	W-017	218.9	219.9	74.55	12.11	3.55	0.089	0.19	0.8	6.04	1	0.242	0.09	0.57	99.23	< 1	5
276397	W-017	219.9	220.5	77.73	9.48	3.11	0.108	0.19	0.3	2.04	4.83	0.216	0.02	0.75	98.78	< 1	4
276398	W-017	220.5	221.0	66.39	16.24	4.19	0.107	0.27	1.36	8.62	0.55	0.333	0.24	1.13	99.42	1	6
276399	W-017	221.0	222.0	76.76	10.36	3.74	0.127	0.22	0.36	3.52	3.27	0.243	0.04	0.61	99.27	< 1	4
276400	W-017	222.0	223.0	77.94	9.83	3.12	0.122	0.19	0.82	2.32	4.26	0.247	0.03	0.72	99.6	1	3
276401	W-017	223.0	224.0	77.42	10.2	3.17	0.113	0.17	0.55	2.43	4.67	0.28	0.03	0.78	99.81	2	3
276402	W-017	224.0	225.7	77.25	10.62	3.21	0.079	0.16	0.57	4.51	2.06	0.23	0.03	0.68	99.4	1	3
276403	W-017	225.7	226.3	76.33	9.53	3.32	0.095	0.22	2.49	1.87	3.72	0.276	0.06	1.25	99.15	1	3
276404	W-017	226.3	228.0	60.68	16.68	4.97	0.049	0.2	3.6	9.19	0.43	0.325	1.83	0.68	98.62	1	8
276405	W-017	228.0	231.0	72.95	12.96	3.61	0.04	0.14	1.14	7.33	0.42	0.251	0.28	0.71	99.83	1	6
276406	W-017	231.0	231.8	63.62	17.47	3.66	0.043	0.2	2.33	9.81	0.5	0.271	0.48	1.35	99.73	1	7
276407	W-017	237.5	238.0	77.42	9.73	3.9	0.034	0.09	0.36	3.48	3.23	0.22	0.03	1.19	99.69	1	7
276408	W-017	238.0	239.0	77.74	10.02	3.69	0.038	0.12	0.26	3.55	3.44	0.22	0.03	0.8	99.9	1	5
276409	W-017	239.0	242.1	75.74	10.08	4.07	0.036	0.12	0.52	3.53	3.43	0.226	0.03	0.48	95.04	< 1	7
276410	W-017	242.1	242.7	77.18	9.72	3.06	0.064	0.15	0.25	0.78	7	0.225	0.03	1.35	99.81	< 1	4
276411	W-017	242.7	243.1	78.36	8.94	3.72	0.035	0.07	0.23	1.65	5.28	0.193	0.05	1.4	99.92	1	5
276412	W-017	243.1	244.5	77.83	8.69	4.59	0.024	0.06	0.3	1.91	4.54	0.176	0.04	1.59	99.74	< 1	9
276413	W-017	244.5	245.2	77.28	9.84	3.65	0.022	0.05	0.28	1.87	5.61	0.208	0.02	0.97	99.8	< 1	5
276414	W-017	245.2	246.2	76.75	9.88	3.69	0.028	0.05	0.25	2.04	5.5	0.206	0.04	1.06	99.49	< 1	5
276415	W-017	246.2	247.0	77.46	8.71	5.92	0.032	0.11	0.37	1.61	5.45	0.188	0.05	1.07	101	< 1	7
276416	W-017	247.0	247.7	67.14	13.42	5.6	0.043	0.17	0.68	1.16	9.33	0.274	0.05	0.65	98.52	2	8
276417	W-017	247.7	249.0	74.91	9.52	5.6	0.034	0.13	0.41	1.2	6.61	0.223	0.03	0.72	99.38	< 1	7
276418	W-017	249.0	249.8	75.93	9.66	4.21	0.026	0.08	0.28	0.66	7.19	0.217	0.03	0.78	99.05	1	4
276419	W-017	249.8	250.5	67.35	13.39	6.72	0.039	0.18	0.47	3.09	7.04	0.271	0.04	0.35	98.94	1	6
276420	W-017	250.5	250.6	75.9	9.23	6.2	0.037	0.14	0.28	1.88	4.97	0.205	0.02	0	100.7	1	6
276421	W-017	250.6	251.8	77.57	10.06	3.08	0.039	0.15	0.27	0.87	7.8	0.253	0.03	0.54	100.7	1	4
276422	W-017	251.8	253.0	79.46	9.66	3.15	0.027	0.07	0.26	2.33	5.02	0.212	0.02	0.77	101	1	4
276423	W-017	236.6	237.5	78.29	10.02	3.86	0.025	0.07	0.28	3.06	4.22	0.22	0.03	0.74	100.8	< 1	4

Analyte Symbol	drill-hole	from	to	SiO2	Al2O3	Fe2O3(T)	MnO	MgO	CaO	Na2O	K2O	TiO2	P2O5	LOI	Total	Sc	Be
Unit Symbol				%	%	%	%	%	%	%	%	%	%	%	%	ppm	ppm
Detection Limit				0.01	0.01	0.01	0.001	0.01	0.01	0.01	0.01	0.001	0.01	0.01	0.01	1	1
Analysis Method				FUS-ICP	FUS-ICP	FUS-ICP	FUS-ICP	FUS-ICP	FUS-ICP	FUS-ICP	FUS-ICP	FUS-ICP	FUS-ICP	FUS-ICP	FUS-ICP	FUS-ICP	FUS-ICP
276424	W-020	4.0	5.0	78.93	10.11	3.24	0.018	0.08	0.52	4.98	1.14	0.231	0.04	1.63	100.9	1	3
276425	W-020	5.0	8.0	77.54	9.97	3.25	0.026	0.07	0.26	2.47	4.98	0.218	0.04	0.65	99.46	< 1	2
276426	W-020	8.0	9.5	78.01	10.2	3.29	0.02	0.04	0.38	1.8	5.91	0.225	0.08	0.93	100.9	< 1	2
276427	W-020	9.5	10.1	77.52	10.15	3.4	0.029	0.15	0.34	2.04	5.49	0.233	0.05	0.18	99.58	1	2
276428	W-020	11.0	13.5	75.13	11.46	3.82	0.024	0.32	0.62	4.73	2.62	0.323	0.06	0.79	99.9	3	3
276429	W-020	13.5	15.5	78.35	9.63	3.17	0.023	0.05	0.26	2.16	5.15	0.213	0.05	0.75	99.81	1	2
276430	W-020	16.7	17.4	77.91	9.49	3.08	0.023	0.06	0.36	1.85	5.35	0.21	0.05	1.13	99.51	< 1	2
276431	W-020	17.4	18.5	76.51	9.65	3.2	0.03	0.1	0.27	1.76	5.55	0.209	0.05	1.16	98.5	< 1	2
276432	W-020	18.5	19.9	78.12	9.58	2.99	0.026	0.08	0.28	1.88	5.55	0.208	0.08	1.14	99.95	< 1	2
276433	W-020	19.9	21.0	78.39	9.79	3.59	0.034	0.22	0.44	3.28	3.35	0.369	0.07	1.4	100.9	3	2
276434	W-020	21.0	22.0	79.75	9.58	3.08	0.023	0.08	0.22	3.96	2.33	0.212	0.04	1.17	100.4	1	2
276435	W-020	22.0	23.0	78.68	9.86	3.13	0.025	0.07	0.23	4.29	2.09	0.217	0.04	1.33	99.96	1	2
276436	W-020	23.0	26.5	77.77	9.98	3.44	0.042	0.14	0.33	4.06	3.07	0.256	0.05	0.96	100.1	1	3
276437	W-020	43.0	44.0	45.54	14.85	15.01	0.324	6.26	8.03	3.7	0.43	2.695	0.4	3.5	100.7	31	4
276438	W-020	44.0	45.4	43.03	14.65	15.06	0.336	6.22	9.41	2.9	0.9	2.903	0.41	3.8	99.63	33	3
276439	W-020	84.5	85.6	78.43	10.43	3.7	0.034	0.15	0.52	5.84	0.15	0.242	0.06	0.64	100.2	< 1	5
276440	W-020	85.6	86.6	76.16	10.66	3.38	0.043	0.14	1.1	5.32	0.96	0.229	0.03	0.54	98.57	< 1	4
276441	W-020	86.6	87.6	75.85	11.93	3.6	0.053	0.17	1.23	5.98	0.96	0.233	0.06	0.91	101	< 1	4
276442	W-020	110.6	111.2	68.4	11.98	2.52	0.052	0.67	4.48	0.36	8.51	0.285	0.05	3.59	100.9	5	2
276443	W-020	111.2	112.2	75.87	9.21	1.88	0.033	0.29	3.4	0.2	6.85	0.159	0.03	2.67	100.6	2	2
276444	W-020	112.2	112.6	74.94	11.84	2	0.04	0.57	0.97	0.15	6.86	0.196	0.03	2.22	99.82	4	4
276445	W-020	112.6	113.8	72.18	13.81	2.45	0.024	0.52	0.56	0.16	7.66	0.292	0.06	2.7	100.4	5	4
276446	W-020	113.8	115.2	71.84	14.37	2.36	0.029	0.51	1.06	0.11	6.89	0.286	0.04	3.23	100.7	5	4
276447	W-020	115.2	116.7	72.17	13.69	2.54	0.021	0.38	0.24	0.12	7.89	0.323	0.05	2.76	100.2	6	3
276448	W-020	116.7	117.2	73.46	12.48	1.99	0.035	0.22	0.36	0.16	8.77	0.238	0.05	0.89	98.66	5	2
276449	W-020	117.2	118.6	73.32	13.13	2.45	0.04	0.26	0.42	0.16	8.75	0.266	0.05	0.97	99.81	5	2
276450	W-020	118.6	119.4	73.77	13.54	2.21	0.04	0.41	0.28	0.14	7.88	0.263	0.05	1.56	100.2	5	3
276451	W-020	119.4	120.8														
276452	W-020	120.8	122.0	76.55	12.34	1.92	0.031	0.4	0.19	0.13	6.74	0.223	0.04	1.46	100	4	3
276453	W-020	122.0	123.5	74.23	13.34	2.16	0.027	0.45	0.27	0.14	6.93	0.261	0.04	2.09	99.94	4	3
276454	W-020	123.5	125.0	71.99	13.39	2.25	0.024	0.45	0.25	0.14	8.14	0.254	0.04	2.02	98.93	4	3

Analyte Symbol	drill-hole	from	to	SiO2	Al2O3	Fe2O3(T)	MnO	MgO	CaO	Na2O	K2O	TiO2	P2O5	LOI	Total	Sc	Be
Unit Symbol				%	%	%	%	%	%	%	%	%	%	%	%	ppm	ppm
Detection Limit				0.01	0.01	0.01	0.001	0.01	0.01	0.01	0.01	0.001	0.01	0.01	0.01	1	1
Analysis Method				FUS-ICP	FUS-ICP	FUS-ICP	FUS-ICP	FUS-ICP	FUS-ICP	FUS-ICP	FUS-ICP	FUS-ICP	FUS-ICP	FUS-ICP	FUS-ICP	FUS-ICP	FUS-ICP
276455	W-020	125.0	126.7	75.13	12.59	2.11	0.02	0.47	0.44	0.13	7.03	0.207	0.03	2.39	100.6	4	3
276456	W-020	127.1	128.6	73.23	13.45	2.51	0.019	0.36	0.29	0.13	7.61	0.347	0.06	0.82	98.83	5	3
276457	W-020	128.6	129.4	75.13	11.97	3.01	0.026	0.27	0.32	0.17	7.41	0.366	0.07	2.26	101	6	2
276458	W-020	129.4	130.6	75.46	12.43	2.16	0.027	0.25	0.21	0.17	7.18	0.259	0.05	1.87	100.1	4	3
276459	W-020	130.6	131.3	79.22	9.34	1.83	0.022	0.2	0.26	0.17	7.27	0.192	0.03	1.71	100.2	3	2
276460	W-020	131.3	131.6	71.89	11.12	1.69	0.021	0.23	0.22	0.19	7.75	0.178	0.03	0.93	94.24	3	2
276461	W-020	131.6	132.6	78.25	10.98	2.05	0.031	0.32	0.39	0.19	7.65	0.224	0.05	0.87	101	4	2
276462	W-020	133.9	135.4	75.96	11.21	2.41	0.04	0.3	0.33	0.17	7.45	0.231	0.05	0.9	99.04	4	2
276463	W-020	135.4	136.6	75.08	11.3	2.11	0.037	0.25	0.32	0.19	7.84	0.217	0.04	1.06	98.44	4	3
276464	W-020	136.6	137.0	76.24	12.42	1.93	0.029	0.25	0.18	0.21	7.58	0.286	0.03	1.26	100.4	5	3
276465	W-020	137.0	138.5	76.89	11.59	1.34	0.033	0.21	0.3	0.26	9.26	0.124	0.02	0.75	100.8	3	2
276466	W-020	138.5	139.0	71.8	13.18	1.75	0.04	0.24	0.31	0.59	10.47	0.147	0.02	0.79	99.33	3	2
276467	W-020	139.0	139.4	72.26	13.67	2.47	0.054	0.36	0.25	0.28	9.5	0.209	0.03	0.9	99.98	2	3
276468	W-020	139.4	139.7	72.26	13.12	2.79	0.062	0.4	0.49	0.84	9.41	0.175	0.03	0.67	100.2	1	2
276469	W-020	139.7	140.5	72.08	12.78	2.91	0.051	0.35	0.45	1.72	7.78	0.149	0.02	0.48	98.77	1	2
276470	W-020	140.5	141.5	75.44	11.43	2.38	0.042	0.32	1.39	1.46	6.43	0.124	0.02	0.78	99.82	1	2
276471	W-020	178.6	180.0	73.77	11.63	2.95	0.036	0.15	2.51	0.3	7.74	0.172	0.04	0.6	99.9	2	2
276472	W-020	180.0	181.0	77.11	10.47	2.17	0.024	0.05	0.27	0.24	8.45	0.102	0.03	0.18	99.08	< 1	3
276473	W-020	181.0	181.7	77.75	10.82	2.52	0.042	0.06	0.29	0.18	8.94	0.103	0.03	0.11	100.8	< 1	3
276474	W-020	181.7	183.0	77.12	10.7	2.32	0.048	0.07	0.22	0.17	8.71	0.101	0.03	0.37	99.86	< 1	4
276475	W-020	183.0	184.0	76.12	10.86	2.27	0.028	0.04	0.28	0.17	8.96	0.103	0.03	1.05	99.9	< 1	3
276476	W-020	184.0	184.4	66.62	11.51	5.93	0.098	1.56	2.46	1.06	7.2	1.038	0.21	1.52	99.2	13	4
276477	W-020	185.6	186.7	75.84	11.07	2.48	0.045	0.11	0.48	0.16	8.9	0.116	0.03	0.42	99.64	1	2
276478	W-020	186.7	188.0	74.76	11.1	2.34	0.046	0.1	0.27	0.19	9.26	0.109	0.02	0.6	98.79	< 1	3
276479	W-020	188.0	189.0	77.56	10.82	2.3	0.04	0.06	0.19	0.17	9	0.103	0.02	0.66	100.9	< 1	4
276480	W-020	189.0	190.0	76.08	11	2.12	0.038	0.07	0.28	0.15	8.93	0.103	0.02	0.61	99.41	< 1	3
276481	W-020	190.0	191.3	76.46	10.82	2.26	0.029	0.05	0.24	0.16	8.87	0.101	0.03	0.35	99.37	< 1	3
276482	W-020	191.3	192.0	75.89	10.9	2.26	0.042	0.07	0.45	0.17	8.72	0.099	0.02	0.56	99.19	< 1	3
276483	W-020	192.0	193.0	78.23	9.83	2.13	0.019	0.04	0.18	0.16	8.18	0.092	0.03	0.25	99.14	< 1	3
276484	W-020	193.0	194.5	79.04	9.36	1.83	0.019	0.05	0.17	0.14	7.82	0.094	0.03	0.35	98.91	< 1	3
276485	W-020	194.5	195.0	76.59	9.94	2.33	0.036	0.11	0.42	0.18	8.98	0.097	0.03	0.48	99.18	< 1	2

Analyte Symbol	drill-hole	from	to	SiO2	Al2O3	Fe2O3(T)	MnO	MgO	CaO	Na2O	K2O	TiO2	P2O5	LOI	Total	Sc	Be
Unit Symbol				%	%	%	%	%	%	%	%	%	%	%	%	ppm	ppm
Detection Limit				0.01	0.01	0.01	0.001	0.01	0.01	0.01	0.01	0.001	0.01	0.01	0.01	1	1
Analysis Method				FUS-ICP	FUS-ICP	FUS-ICP	FUS-ICP	FUS-ICP	FUS-ICP	FUS-ICP	FUS-ICP	FUS-ICP	FUS-ICP	FUS-ICP	FUS-ICP	FUS-ICP	FUS-ICP
276486	W-020	195.0	196.3	79.26	8.99	2.13	0.035	0.12	0.51	0.12	7.26	0.086	0.03	0.3	98.84	< 1	3
276487	W-020	196.3	197.3	79.47	9.68	2.25	0.04	0.17	0.33	0.15	7.71	0.109	0.03	0.28	100.2	1	3
276488	W-020	197.3	198.6	72.53	13.36	2.82	0.044	0.16	0.27	3.72	5.68	0.158	0.03	0.32	99.1	1	5
276489	W-020	198.6	200.2	78.22	10.98	2.34	0.054	0.19	0.26	3.31	4.26	0.104	0.02	0.21	99.94	< 1	4
276490	W-020	200.2	201.3	78.76	11.76	2.25	0.029	0.12	0.31	5.56	1.84	0.132	0.03	0.15	100.9	1	5
276491	W-020	201.3	203.1	76.24	11.65	2.6	0.025	0.13	0.32	5.24	2.41	0.181	0.04	0.11	98.95	2	6
276492	W-020	203.1	204.0	76.45	12.53	2.53	0.042	0.24	1.22	6.29	0.75	0.137	0.03	0.66	100.9	< 1	6
276493	W-020	204.0	205.4	77.59	11.2	2	0.027	0.13	0.7	5.1	1.83	0.109	0.02	0.37	99.07	< 1	4
276494	W-020	29.3	30.3	45.08	12.77	16.51	0.613	5.03	8.82	2.23	2.08	3.687	0.76	2.33	99.9	41	3
276495	W-020	30.3	31.0	46.01	12.84	15.72	0.662	4.91	8.18	2.32	1.94	3.627	0.64	1.63	98.49	41	3
276496	W-020	31.0	34.7	78.55	9.4	3.14	0.041	0.15	0.66	2.71	3.65	0.248	0.05	0.73	99.33	1	2
276497	W-020	34.7	35.7	45.35	13.27	15.52	0.335	5.15	7.94	3.9	0.45	2.962	0.63	3.23	98.73	40	5
276498	W-020	35.7	36.5	46.03	12.66	16.44	0.436	5	8.57	2.29	2.14	3.601	0.72	2.16	100	40	4
276499	W-012	13.0	14.5	77.33	11.34	2.48	0.037	0.17	0.58	3.36	4.61	0.172	0.03	0.36	100.5	1	5
276500	W-012	14.5	16.3	77.68	11.79	2.1	0.03	0.09	0.35	3.43	5.23	0.149	0.02	0	100.9	1	6
288101	W-021	79.0	79.7														
288102	W-021	79.7	80.5														
288103	W-021	80.5	81.2														
288104	W-021	81.2	82.5														
288105	W-021	82.5	83.4														

Analyte Symbol	drill-hole	from	to	V	Ba	Sr	Y	Zr	Cr	Co	Ni	Cu	Zn	Ga	Ge	As	Rb	Nb
Unit Symbol				ppm	ppm	ppm	ppm	ppm	ppm	ppm	ppm	ppm	ppm	ppm	ppm	ppm	ppm	ppm
Detection Limit				5	3	2	2	4	20	1	20	10	30	1	1	5	2	1
Analysis Method				FUS-ICP	FUS-ICP	FUS-ICP	FUS-ICP	FUS-ICP	FUS-MS	FUS-MS	FUS-MS	FUS-MS	FUS-MS	FUS-MS	FUS-MS	FUS-MS	FUS-MS	FUS-MS
172501	W-012	16.3	18.0	< 5	15	15	107	369	< 20	< 1	< 20	< 10	80	28	< 1	< 5	195	75
172502	W-012	18.0	19.5	15	22	45	123	429	< 20	3	30	< 10	100	28	< 1	< 5	149	66
172504	W-012	19.6	20.4	171	296	129	77	477	50	24	30	< 10	360	27	1	10	129	32
172505	W-012	20.4	21.2	22	24	153	119	749	< 20	2	< 20	20	110	33	1	8	29	44
172506	W-012	22.6	23.2	9	23	51	107	686	< 20	1	< 20	< 10	170	26	< 1	34	79	41
172507	W-012	23.2	26.0	8	42	41	118	782	< 20	< 1	< 20	20	210	22	< 1	21	176	43
172508	W-012	26.0	28.5	6	63	61	115	764	< 20	< 1	< 20	20	240	20	< 1	25	231	45
172509	W-012	28.5	29.5	242	311	260	56	388	70	33	30	50	330	23	1	8	127	26
172510	W-012	29.5	31.0	16	78	62	98	722	< 20	2	< 20	30	190	19	< 1	< 5	223	42
172511	W-012	34.0	35.2						< 20	< 1	< 20	10	270	22	1	17	246	53
172512	W-012	35.2	35.9	< 5	51	36	94	733	< 20	4	< 20	20	210	19	< 1	12	237	52
172513	W-012	35.9	37.5						< 20	< 1	< 20	10	170	23	< 1	21	197	43
172514	W-012	37.5	38.6	6	57	39	98	709	< 20	1	< 20	20	190	25	1	23	258	48
172515	W-012	38.6	39.5	20	69	109	151	1023	< 20	2	< 20	50	220	23	1	< 5	223	56
172516	W-012	39.5	40.0	15	73	65	94	681	< 20	2	< 20	40	210	22	1	13	175	45
172517	W-012	40.5	42.0	75	23	285	82	574	< 20	6	< 20	30	230	27	2	< 5	6	35
172518	W-012	45.5	45.7	38	96	125	85	620	20	5	< 20	70	260	23	1	28	126	39
172519	W-012	45.9	46.7	40	142	171	123	817	< 20	6	< 20	50	200	26	2	16	108	47
172520	W-012	47.6	48.0	24	184	93	124	871	< 20	3	< 20	40	230	24	< 1	35	201	48
172521	W-012	48.1	48.3	13	130	59	94	659	< 20	2	< 20	40	140	19	1	29	201	41
172522	W-012	52.0	52.8	23	213	116	92	659	< 20	2	< 20	50	120	21	2	13	207	40
172523	W-012	52.8	53.0	31	34	133	130	875	< 20	2	< 20	20	< 30	43	1	6	6	52
172524	W-012	54.7	55.2	41	168	283	90	881	< 20	7	< 20	< 10	100	33	3	10	31	59
172525	W-012	55.2	55.8	152	8	290	79	563	40	26	< 20	< 10	430	41	3	27	4	35
172526	W-012	55.8	57.0	210	18	240	72	460	40	34	30	30	590	51	3	31	4	32
172527	W-012	61.0	61.4	51	29	317	92	640	< 20	3	< 20	30	120	33	2	10	5	41
172528	W-012	61.4	62.0	24	259	93	96	682	< 20	3	< 20	40	130	20	1	9	129	43
172529	W-012	62.0	63.5	16	132	79	84	640	< 20	< 1	< 20	90	220	18	< 1	13	101	35
172530	W-012	63.5	64.8	16	116	93	89	636	< 20	1	< 20	80	200	18	1	11	154	39
172531	W-012	64.8	65.1	31	90	185	78	565	< 20	3	< 20	20	150	21	2	< 5	91	35
172532	W-012	71.6	72.1	< 5	43	30	106	764	< 20	< 1	< 20	20	240	20	< 1	16	87	42

Analyte Symbol	drill-hole	from	to	V	Ba	Sr	Y	Zr	Cr	Co	Ni	Cu	Zn	Ga	Ge	As	Rb	Nb
Unit Symbol				ppm	ppm	ppm	ppm	ppm	ppm	ppm	ppm	ppm	ppm	ppm	ppm	ppm	ppm	ppm
Detection Limit				5	3	2	2	4	20	1	20	10	30	1	1	5	2	1
Analysis Method				FUS-ICP	FUS-ICP	FUS-ICP	FUS-ICP	FUS-ICP	FUS-MS	FUS-MS	FUS-MS	FUS-MS	FUS-MS	FUS-MS	FUS-MS	FUS-MS	FUS-MS	FUS-MS
172533	W-012	72.1	72.6	5	53	36	92	694	< 20	< 1	< 20	30	320	23	1	18	246	45
172534	W-012	72.6	73.3	7	31	67	101	683	< 20	< 1	< 20	20	180	24	< 1	13	229	47
172535	W-012	106.4	107.0	16	17	36	84	500	< 20	3	< 20	20	140	25	< 1	39	3	42
172536	W-012	107.0	107.3	13	32	43	71	375	< 20	3	< 20	10	50	31	< 1	< 5	4	41
172537	W-012	107.3	107.7	16	20	25	82	554	< 20	3	< 20	20	120	22	< 1	27	11	37
172538	W-012	121.0	122.2	< 5	55	30	83	603	< 20	1	< 20	40	540	22	< 1	49	210	40
172539	W-012	122.2	123.0						< 20	< 1	< 20	20	280	23	< 1	25	202	39
172540	W-012	152.3	152.6	< 5	23	22	90	608	< 20	2	< 20	20	280	26	< 1	12	90	39
172541	W-012	152.6	152.9	10	16	42	92	666	< 20	1	< 20	20	280	36	< 1	16	49	44
172542	W-012	152.9	153.3	< 5	23	19	94	622	20	1	< 20	10	220	28	< 1	11	105	42
172543	W-012	153.8	155.1	6	40	25	98	659	< 20	< 1	< 20	10	300	22	< 1	11	84	38
172544	W-012	155.1	156.1	6	44	29	87	633	< 20	1	< 20	10	180	23	< 1	10	145	40
172545	W-012	156.1	157.0	7	42	27	88	634	< 20	< 1	< 20	< 10	210	21	< 1	14	112	41
172546	W-012	157.0	159.0	9	55	32	109	726	< 20	1	< 20	< 10	310	24	< 1	13	120	48
172547	W-012	159.1	159.6	15	70	35	89	637	20	1	< 20	20	400	19	< 1	25	170	41
172548	W-012	159.6	160.0						< 20	2	< 20	10	280	16	< 1	8	244	43
172549	W-012	160.0	160.8	6	37	40	120	791	< 20	< 1	< 20	10	170	33	< 1	< 5	55	50
172550	W-012	160.8	161.2	9	20	55	104	727	< 20	1	< 20	10	300	25	< 1	9	66	42
172551	W-012	161.2	161.8	14	39	94	105	684	< 20	1	< 20	30	250	23	< 1	6	56	43
172552	W-012	161.8	162.3	6	43	41	117	748	< 20	1	< 20	20	190	25	< 1	9	76	45
172553	W-012	162.3	163.0	6	74	40	90	667	< 20	2	< 20	10	310	17	< 1	17	230	42
172554	W-012	163.0	163.5	16	74	189	105	661	< 20	< 1	< 20	20	340	28	1	20	181	44
172555	W-012	163.5	164.0	8	73	58	90	686	< 20	< 1	< 20	< 10	200	17	< 1	16	210	40
172556	W-012	164.0	165.0	10	25	48	93	671	< 20	1	< 20	20	250	20	< 1	18	142	42
172557	W-012	165.0	165.4	< 5	38	42	86	623	< 20	< 1	< 20	10	300	22	< 1	22	103	42
172558	W-012	165.4	166.0	13	49	72	107	705	< 20	2	< 20	20	260	29	< 1	29	107	50
172559	W-012	166.0	167.3	18	119	104	156	1037	< 20	< 1	< 20	< 10	210	22	< 1	9	330	66
172560	W-012	167.3	168.5	13	182	77	147	1051	< 20	1	< 20	20	210	17	< 1	6	338	72
172561	W-012	168.5	169.8	29	118	86	113	820	< 20	4	< 20	20	210	19	< 1	11	234	54
172562	W-012	169.8	170.4	11	118	88	118	838	< 20	1	< 20	20	90	18	< 1	< 5	229	51
172563	W-012	170.4	171.2	14	109	83	107	775	20	< 1	< 20	20	100	17	< 1	6	215	53

Analyte Symbol	drill-hole	from	to	V	Ba	Sr	Y	Zr	Cr	Co	Ni	Cu	Zn	Ga	Ge	As	Rb	Nb
Unit Symbol				ppm	ppm	ppm	ppm	ppm	ppm	ppm	ppm	ppm	ppm	ppm	ppm	ppm	ppm	ppm
Detection Limit				5	3	2	2	4	20	1	20	10	30	1	1	5	2	1
Analysis Method				FUS-ICP	FUS-ICP	FUS-ICP	FUS-ICP	FUS-ICP	FUS-MS	FUS-MS	FUS-MS	FUS-MS	FUS-MS	FUS-MS	FUS-MS	FUS-MS	FUS-MS	FUS-MS
172564	W-012	171.2	171.6	8	90	59	107	742	< 20	< 1	< 20	20	150	16	< 1	< 5	183	45
172565	W-012	171.6	173.1	7	28	58	110	788	< 20	< 1	< 20	30	350	21	< 1	12	218	58
172567	W-012	173.1	173.6	< 5	61	40	93	704	< 20	2	< 20	30	380	21	< 1	11	243	57
172568	W-012	173.6	174.5	13	65	42	98	702	< 20	2	< 20	30	490	21	< 1	20	181	46
172569	W-012	174.5	174.9	11	58	49	94	668	< 20	1	< 20	20	250	24	< 1	20	117	44
172570	W-012	174.9	176.1						< 20	< 1	< 20	20	340	20	< 1	12	111	41
172571	W-012	183.6	183.8						< 20	< 1	< 20	20	110	17	< 1	< 5	155	39
172572	W-012	183.8	184.2	20	235	88	128	865	< 20	1	< 20	30	140	17	< 1	12	300	55
172573	W-012	184.2	184.5	13	151	66	95	706	< 20	2	< 20	20	210	15	< 1	27	256	44
172574	W-012	184.5	184.7	106	113	525	161	1023	30	6	< 20	< 10	130	65	4	12	177	71
172575	W-012	184.7	185.1	129	82	773	216	1527	< 20	3	< 20	< 10	90	84	4	13	134	97
172576	W-012	185.1	186.1	12	97	72	98	678	< 20	< 1	< 20	10	140	20	< 1	13	235	47
172577	W-012	186.1	187.0	11	51	56	120	890	< 20	1	< 20	10	160	21	< 1	18	178	53
172578	W-012	187.0	188.0	5	39	33	92	659	< 20	< 1	< 20	10	130	20	< 1	22	162	42
172579	W-012	188.0	188.5	< 5	43	39	86	626	< 20	< 1	< 20	< 10	130	17	< 1	13	145	39
172580	W-012	188.5	189.7	5	46	32	96	710	< 20	< 1	< 20	< 10	150	20	< 1	12	184	44
172581	W-012	189.7	190.7	< 5	40	32	100	690	< 20	< 1	< 20	< 10	160	21	< 1	14	210	46
172582	W-012	190.7	191.3	8	47	33	101	707	< 20	< 1	< 20	< 10	170	21	< 1	17	222	47
172583	W-012	191.3	191.7	< 5	60	35	105	689	< 20	< 1	< 20	10	160	21	< 1	14	225	50
172584	W-012	191.7	192.5						< 20	< 1	< 20	10	230	22	< 1	16	199	45
172585	W-012	192.5	193.2	< 5	24	31	92	657	< 20	< 1	< 20	20	200	25	< 1	14	174	48
172586	W-012	193.2	193.9	8	46	66	89	659	< 20	< 1	< 20	20	360	25	< 1	32	159	44
172587	W-012	199.5	199.9	12	42	47	83	646	< 20	2	< 20	20	370	20	< 1	6	158	33
172588	W-012	199.9	200.0	8	33	70	145	793	< 20	< 1	< 20	60	180	29	< 1	< 5	112	37
172589	W-012	200.0	200.5	< 5	26	36	86	637	< 20	< 1	< 20	30	200	22	< 1	6	141	34
172590	W-012	200.5	201.0	48	68	65	61	416	30	7	< 20	50	260	19	< 1	8	115	26
172591	W-012	201.0	203.8	< 5	20	26	88	585	< 20	1	< 20	20	270	26	< 1	13	150	38
172592	W-012	203.8	205.1	< 5	20	24	90	599	< 20	< 1	< 20	20	310	27	< 1	9	139	39
172593	W-012	205.1	206.0	< 5	44	34	101	663	< 20	1	< 20	30	420	23	< 1	8	162	39
172594	W-012	206.0	206.8	< 5	70	44	87	583	< 20	< 1	< 20	10	310	19	< 1	13	259	34
172595	W-012	206.8	207.2	12	165	84	202	861	< 20	2	< 20	30	560	22	< 1	9	329	53

Analyte Symbol	drill-hole	from	to	V	Ba	Sr	Y	Zr	Cr	Co	Ni	Cu	Zn	Ga	Ge	As	Rb	Nb
Unit Symbol				ppm	ppm	ppm	ppm	ppm	ppm	ppm	ppm	ppm	ppm	ppm	ppm	ppm	ppm	ppm
Detection Limit				5	3	2	2	4	20	1	20	10	30	1	1	5	2	1
Analysis Method				FUS-ICP	FUS-ICP	FUS-ICP	FUS-ICP	FUS-ICP	FUS-MS	FUS-MS	FUS-MS	FUS-MS	FUS-MS	FUS-MS	FUS-MS	FUS-MS	FUS-MS	FUS-MS
172596	W-012	207.2	208.3	7	87	48	109	729	< 20	< 1	< 20	10	210	19	< 1	9	268	45
172597	W-012	208.3	208.9	< 5	44	35	104	701	< 20	< 1	< 20	< 10	200	22	1	11	209	41
172598	W-012	208.9	210.5	< 5	64	46	103	637	< 20	< 1	< 20	10	440	21	< 1	12	223	41
172599	W-012	210.5	212.0	< 5	16	22	105	685	< 20	< 1	< 20	10	370	27	< 1	13	85	43
172600	W-012	212.0	213.2	12	36	29	119	726	< 20	1	< 20	10	170	25	< 1	11	112	43
172601	W-012	213.2	213.6	9	14	29	137	879	< 20	< 1	< 20	20	220	36	< 1	8	31	55
172602	W-012	213.6	214.0	< 5	53	27	96	683	< 20	1	< 20	20	490	19	< 1	9	103	40
172603	W-012	214.0	214.3	14	13	33	146	1072	< 20	< 1	< 20	10	190	38	< 1	5	12	61
172604	W-012	214.3	215.0	17	14	37	142	1000	< 20	1	< 20	10	130	37	< 1	< 5	14	61
172605	W-012	215.0	215.5	14	15	37	159	979	< 20	1	< 20	30	120	35	< 1	< 5	19	69
172606	W-012	215.5	215.8	7	31	26	88	759	< 20	1	< 20	10	270	24	< 1	6	63	41
172607	W-012	215.8	217.0	11	15	31	121	835	< 20	< 1	< 20	10	180	30	< 1	8	15	50
172608	W-012	217.0	217.8	35	59	35	108	720	< 20	< 1	< 20	10	180	21	< 1	8	127	45
172609	W-012	217.8	218.8	8	96	47	105	753	< 20	< 1	< 20	10	200	18	< 1	6	204	43
172610	W-012	218.8	219.2	< 5	64	37	101	727	< 20	< 1	< 20	< 10	130	19	< 1	6	203	41
172611	W-012	219.2	220.0	5	78	37	104	754	< 20	1	< 20	10	330	19	< 1	13	184	43
172612	W-012	220.0	220.8	11	222	41	86	640	< 20	2	< 20	10	270	19	< 1	10	214	39
172613	W-012	224.6	225.0	39	361	97	89	641	< 20	6	< 20	10	230	20	1	7	184	39
172614	W-012	225.0	226.6	7	105	36	96	710	< 20	< 1	< 20	10	240	22	< 1	5	130	41
172615	W-012	226.6	227.6	10	113	58	105	861	< 20	< 1	< 20	< 10	310	27	< 1	< 5	170	49
172616	W-012	253.0	253.8	349	448	268	35	181	130	41	30	80	370	18	2	18	101	12
172617	W-012	253.8	255.0	419	682	178	46	276	60	45	< 20	90	510	22	2	7	120	21
172618	W-012	255.0	255.7	337	274	326	35	187	130	41	30	100	410	20	2	21	63	13
172619	W-012	255.7	256.1	259	234	435	35	246	40	41	50	20	210	20	2	13	60	19
172620	W-012	256.1	256.4	305	410	306	33	201	70	47	40	30	300	19	2	13	97	16
172621	W-012	256.4	257.0	275	478	278	31	214	20	51	40	< 10	210	18	2	16	150	19
172622	W-012	112.0	112.7	12	116	47	66	559	< 20	2	< 20	40	300	19	< 1	91	85	31
172623	W-012	112.7	113.0	9	70	41	69	566	< 20	2	< 20	40	510	17	< 1	133	66	31
172624	W-012	113.0	113.4						< 20	< 1	< 20	10	180	17	< 1	92	54	27
172625	W-012	113.4	115.0	5	83	41	79	548	< 20	< 1	< 20	30	210	18	< 1	88	122	30
172626	W-012	115.0	116.2	< 5	102	41	90	596	< 20	< 1	< 20	20	340	21	< 1	87	203	35

Analyte Symbol	drill-hole	from	to	V	Ba	Sr	Y	Zr	Cr	Co	Ni	Cu	Zn	Ga	Ge	As	Rb	Nb
Unit Symbol				ppm	ppm	ppm	ppm	ppm	ppm	ppm	ppm	ppm	ppm	ppm	ppm	ppm	ppm	ppm
Detection Limit				5	3	2	2	4	20	1	20	10	30	1	1	5	2	1
Analysis Method				FUS-ICP	FUS-ICP	FUS-ICP	FUS-ICP	FUS-ICP	FUS-MS	FUS-MS	FUS-MS	FUS-MS	FUS-MS	FUS-MS	FUS-MS	FUS-MS	FUS-MS	FUS-MS
172627	W-019	33.1	34.0	80	85	184	81	618	50	8	< 20	< 10	280	31	2	43	196	36
172628	W-019	34.0	34.5	21	98	106	88	669	< 20	2	< 20	20	140	19	1	26	222	36
172629	W-019	34.5	35.5	62	104	100	76	558	30	7	< 20	30	130	20	1	13	177	30
172630	W-019	35.5	37.8	8	75	47	95	676	< 20	< 1	< 20	20	180	18	1	39	256	35
172631	W-019	37.8	39.1	< 5	56	37	97	721	< 20	< 1	< 20	20	150	21	1	30	264	39
172632	W-019	39.1	40.2	< 5	66	37	90	698	< 20	< 1	< 20	< 10	150	21	1	18	238	39
172633	W-019	45.8	46.3	56	420	137	93	801	< 20	10	< 20	< 10	210	28	2	7	103	46
172634	W-019	46.3	46.7						< 20	5	< 20	< 10	330	25	1	< 5	136	53
172635	W-019	46.7	47.0	37	754	143	95	927	< 20	7	< 20	< 10	160	27	2	7	124	54
172636	W-019	47.0	47.7	48	615	145	93	859	< 20	10	< 20	< 10	210	27	2	11	71	52
172637	W-019	47.7	48.4	154	1090	208	72	389	< 20	27	< 20	20	280	23	2	12	89	30
172638	W-019	48.4	48.9	171	974	231	72	373	< 20	25	< 20	10	250	22	2	6	87	25
172639	W-019	48.9	49.7	14	267	41	93	692	< 20	1	< 20	20	150	22	< 1	< 5	216	38
172640	W-019	52.3	54.7	x	x	x	x	x	x	x	x	x	x	x	x	x	x	x
172641	W-019	54.7	55.4	5	83	31	95	712	< 20	< 1	< 20	20	90	22	< 1	< 5	136	36
172642	W-019	55.4	55.9	11	75	36	95	715	< 20	< 1	< 20	10	160	20	< 1	7	222	38
172643	W-019	55.9	57.9	2.5	52	34	99	734	< 20	< 1	< 20	20	110	25	< 1	< 5	199	39
172644	W-019	57.9	58.4	2.5	54	38	96	707	< 20	< 1	< 20	20	240	22	< 1	12	230	37
172645	W-019	58.4	59.0	2.5	55	35	96	708	< 20	< 1	< 20	10	270	21	< 1	19	255	39
172646	W-019	59.0	60.5	7	116	49	138	801	< 20	2	< 20	20	230	19	< 1	10	235	41
172647	W-019	60.5	62.8	< 5	65	37	96	715	< 20	< 1	< 20	10	200	22	1	27	256	39
172648	W-019	64.7	65.6	< 5	57	36	100	736	< 20	< 1	< 20	20	190	22	1	32	296	40
172649	W-019	65.6	66.6	6	91	51	93	708	< 20	< 1	< 20	10	260	20	1	46	296	38
172650	W-019	66.6	67.5	< 5	48	36	101	722	< 20	< 1	< 20	20	150	21	< 1	25	263	38
172651	W-019	67.5	68.7						< 20	< 1	< 20	10	200	25	1	90	313	46
172652	W-019	68.7	69.2	< 5	53	42	104	740	< 20	< 1	< 20	< 10	180	22	1	20	305	44
172653	W-019	69.2	70.8	10	62	186	115	795	< 20	< 1	< 20	20	80	38	2	14	233	48
172654	W-019	70.8	71.7	5	59	55	99	715	< 20	< 1	< 20	< 10	160	23	1	25	293	44
172655	W-019	71.7	73.3	6	52	58	96	694	< 20	< 1	< 20	10	90	24	1	26	251	41
172656	W-019	73.3	74.2	10	71	82	89	677	< 20	< 1	< 20	20	110	20	1	29	250	36
172657	W-019	74.2	76.5	8	68	64	96	696	< 20	< 1	< 20	20	130	24	< 1	13	239	53

Analyte Symbol	drill-hole	from	to	V	Ba	Sr	Y	Zr	Cr	Co	Ni	Cu	Zn	Ga	Ge	As	Rb	Nb
Unit Symbol				ppm	ppm	ppm	ppm	ppm	ppm	ppm	ppm	ppm	ppm	ppm	ppm	ppm	ppm	ppm
Detection Limit				5	3	2	2	4	20	1	20	10	30	1	1	5	2	1
Analysis Method				FUS-ICP	FUS-ICP	FUS-ICP	FUS-ICP	FUS-ICP	FUS-MS	FUS-MS	FUS-MS	FUS-MS	FUS-MS	FUS-MS	FUS-MS	FUS-MS	FUS-MS	FUS-MS
172658	W-019	76.5	77.2	13	112	108	103	719	< 20	1	< 20	30	130	26	2	44	276	45
172659	W-019	77.2	79.2	13	127	144	101	672	< 20	2	< 20	20	140	24	1	50	255	42
172660	W-019	80.2	81.2	12	120	65	107	762	< 20	2	< 20	20	150	22	1	29	222	45
172661	W-019	81.2	82.1	23	83	101	98	712	< 20	3	< 20	30	40	24	2	6	241	42
172662	W-019	82.1	82.9	15	93	52	104	693	< 20	1	< 20	30	160	17	< 1	10	223	54
172663	W-019	82.9	83.5	26	112	113	113	736	< 20	3	< 20	30	70	28	< 1	18	243	48
172664	W-019	109.4	110.5	13	85	49	89	625	< 20	< 1	< 20	20	50	20	< 1	< 5	198	48
172665	W-019	110.5	111.6	13	75	43	89	627	< 20	1	< 20	20	60	19	1	9	174	40
172666	W-019	111.6	111.9	15	75	51	104	706	< 20	1	< 20	40	140	21	< 1	6	140	42
172667	W-019	111.9	112.4	14	64	44	100	690	< 20	1	< 20	40	90	20	< 1	7	156	38
172668	W-019	112.4	112.9	8	105	45	86	674	< 20	< 1	< 20	20	90	18	< 1	11	216	38
172669	W-019	112.9	113.9	12	83	48	104	730	< 20	1	< 20	40	70	18	< 1	6	189	41
172670	W-019	113.9	115.1	9	115	62	105	705	< 20	1	< 20	70	70	21	1	22	203	43
172671	W-019	115.1	116.1	8	89	44	95	666	< 20	2	< 20	40	120	21	< 1	24	192	41
172672	W-019	116.1	117.6	16	96	87	90	639	< 20	2	< 20	250	210	21	1	10	167	40
172673	W-019	117.6	118.9	44	52	110	90	642	< 20	6	< 20	50	170	27	1	23	96	40
172674	W-019	118.9	121.5						< 20	< 1	< 20	10	120	19	< 1	13	149	40
172675	W-019	128.0	128.6	8	36	27	92	675	< 20	< 1	< 20	20	210	25	1	25	115	43
172676	W-019	128.6	130.0	< 5	24	22	94	677	< 20	1	< 20	30	210	25	< 1	17	120	41
172677	W-019	130.0	131.8	5	34	22	96	682	20	1	< 20	30	230	25	< 1	20	140	40
172678	W-019	131.8	133.9	< 5	25	22	92	663	< 20	< 1	< 20	20	190	26	< 1	36	111	41
172679	W-019	133.9	135.0	15	72	98	94	664	< 20	1	< 20	30	180	24	1	22	145	40
172680	W-019	135.0	135.3						50	32	40	10	380	40	2	20	63	26
172681	W-019	135.6	136.2	10	76	51	90	656	< 20	1	< 20	20	120	19	1	20	168	42
172682	W-019	136.2	136.7						< 20	2	< 20	50	200	23	< 1	34	125	39
172683	W-019	136.7	137.4	< 5	96	35	96	694	< 20	< 1	< 20	20	130	23	< 1	13	155	41
172684	W-019	137.4	138.2	< 5	38	33	99	739	< 20	1	< 20	30	220	26	1	18	122	44
172685	W-019	138.2	138.6	< 5	46	27	93	692	< 20	< 1	< 20	20	120	24	< 1	17	138	40
172686	W-019	138.6	142.0	6	38	29	97	677	< 20	< 1	< 20	30	310	25	< 1	22	108	40
172687	W-019	142.0	142.9	8	53	43	96	669	< 20	< 1	< 20	10	160	23	< 1	14	161	53
172688	W-019	142.9	143.6	7	65	46	98	666	< 20	1	< 20	10	700	22	< 1	12	137	39

Analyte Symbol	drill-hole	from	to	V	Ba	Sr	Y	Zr	Cr	Co	Ni	Cu	Zn	Ga	Ge	As	Rb	Nb
Unit Symbol				ppm	ppm	ppm	ppm	ppm	ppm	ppm	ppm	ppm	ppm	ppm	ppm	ppm	ppm	ppm
Detection Limit				5	3	2	2	4	20	1	20	10	30	1	1	5	2	1
Analysis Method				FUS-ICP	FUS-ICP	FUS-ICP	FUS-ICP	FUS-ICP	FUS-MS	FUS-MS	FUS-MS	FUS-MS	FUS-MS	FUS-MS	FUS-MS	FUS-MS	FUS-MS	FUS-MS
172689	W-019	143.6	143.9	305	901	358	37	199	130	48	60	50	310	24	2	11	109	17
172690	W-019	149.3	150.1	5	35	57	96	711	< 20	< 1	< 20	50	900	23	< 1	14	90	37
172691	W-019	150.1	151.2	17	35	81	100	670	< 20	3	< 20	30	210	30	1	11	39	41
172692	W-019	151.2	152.0	182	156	162	72	496	80	20	< 20	30	270	25	1	< 5	99	28
172693	W-019	152.0	152.6	71	86	81	95	665	30	7	< 20	20	210	22	< 1	5	86	37
172694	W-019	152.8	153.5	26	86	87	102	673	100	3	40	40	240	22	< 1	8	153	35
172695	W-019	153.5	155.4	2.5	67	44	98	673	30	< 1	< 20	60	230	17	< 1	11	202	38
172696	W-019	155.4	156.6	2.5	42	43	103	728	< 20	< 1	< 20	20	420	18	< 1	14	179	36
172697	W-019	156.6	158.1	6	62	45	98	703	40	1	< 20	20	410	17	< 1	17	175	36
172698	W-019	158.1	159.7	9	68	49	111	750	< 20	1	< 20	10	150	20	1	14	177	38
172699	W-019	159.7	161.5	8	72	58	126	795	< 20	2	60	40	130	20	< 1	20	163	41
172700	W-019	161.5	162.9	8	52	41	95	706	20	1	< 20	10	230	19	< 1	18	173	37
172701	W-019	162.9	163.2	9	90	48	103	685	< 20	1	< 20	20	210	20	< 1	40	211	41
172702	W-019	174.3	175.0						< 20	1	< 20	20	300	21	< 1	39	210	41
172703	W-019	175.0	176.1	7	71	71	115	653	< 20	< 1	< 20	10	140	23	1	10	176	39
172704	W-019	176.1	176.9	< 5	88	44	101	681	< 20	1	< 20	10	190	19	< 1	14	176	39
172705	W-019	176.9	177.4	230	467	197	58	347	50	35	30	< 10	440	27	3	11	110	26
172706	W-019	215.2	215.5	94	157	307	87	658	< 20	6	110	50	40	29	2	< 5	60	33
172707	W-019	215.5	216.3	252	393	189	62	428	60	26	< 20	40	290	20	1	6	114	26
172708	W-019	227.5	228.5	8	43	29	95	705	< 20	< 1	< 20	30	250	24	< 1	27	133	39
172709	W-019	228.5	230.1	9	49	37	120	749	< 20	< 1	< 20	30	230	25	1	26	147	41
172710	W-019	230.1	231.0	9	47	27	97	717	< 20	< 1	< 20	10	120	23	1	9	137	40
172711	W-019	231.0	231.7	10	59	30	103	731	30	< 1	< 20	30	260	22	1	21	155	40
172712	W-019	231.7	232.4	8	59	31	83	613	20	1	30	40	160	21	< 1	14	159	36
172713	W-019	232.4	233.5	11	66	36	94	630	60	1	20	20	140	20	1	7	194	37
172714	W-019	233.5	234.8	5	35	29	99	680	80	1	30	30	180	23	1	14	132	38
172715	W-019	241.4	241.9	5	86	42	109	727	< 20	< 1	< 20	30	360	19	< 1	30	228	39
172716	W-019	241.9	242.2	11	89	35	99	721	< 20	< 1	230	20	150	20	< 1	10	202	41
172717	W-021	59.1	59.3	11	125	73	95	662	< 20	2	< 20	10	80	29	< 1	< 5	121	37
172718	W-021	59.3	59.6	2.5	43	25	97	733	< 20	< 1	< 20	< 10	100	29	< 1	< 5	118	41
172719	W-021	59.6	59.8	2.5	36	24	101	710	50	< 1	20	20	180	29	< 1	< 5	100	37

Analyte Symbol	drill-hole	from	to	V	Ba	Sr	Y	Zr	Cr	Co	Ni	Cu	Zn	Ga	Ge	As	Rb	Nb
Unit Symbol				ppm	ppm	ppm	ppm	ppm	ppm	ppm	ppm	ppm	ppm	ppm	ppm	ppm	ppm	ppm
Detection Limit				5	3	2	2	4	20	1	20	10	30	1	1	5	2	1
Analysis Method				FUS-ICP	FUS-ICP	FUS-ICP	FUS-ICP	FUS-ICP	FUS-MS	FUS-MS	FUS-MS	FUS-MS	FUS-MS	FUS-MS	FUS-MS	FUS-MS	FUS-MS	FUS-MS
172720	W-021	59.8	60.0	2.5	33	24	94	697	< 20	< 1	< 20	< 10	120	30	< 1	< 5	110	41
172721	W-021	60.0	60.4	2.5	43	29	119	844	< 20	< 1	< 20	10	150	28	< 1	9	118	44
172722	W-021	60.4	60.6	6	79	82	344	918	< 20	3	< 20	40	1110	47	3	31	176	52
172723	W-021	60.6	60.8	< 5	62	32	104	634	< 20	1	< 20	20	220	24	< 1	27	205	36
172724	W-021	60.8	61.0	7	111	62	218	1028	< 20	1	< 20	290	1060	36	1	11	218	68
172725	W-021	61.0	61.3	7	44	37	167	1004	< 20	< 1	< 20	30	240	36	< 1	25	57	53
172726	W-021	61.3	61.6	< 5	29	22	94	658	< 20	< 1	< 20	< 10	560	24	< 1	21	125	36
172727	W-021	61.6	62.0	5	36	27	117	833	< 20	< 1	< 20	20	160	34	< 1	15	98	48
172728	W-021	62.0	62.3	8	29	25	106	734	< 20	< 1	< 20	< 10	150	35	< 1	14	108	46
172729	W-021	62.3	62.4	8	28	22	92	677	< 20	< 1	< 20	20	140	28	< 1	14	146	40
172730	W-021	62.4	62.7						< 20	1	< 20	20	260	38	< 1	13	93	45
172731	W-021	62.7	64.0	7	33	22	131	734	< 20	5	< 20	20	110	34	< 1	8	55	40
172732	W-021	64.0	65.1	6	38	27	108	695	< 20	< 1	< 20	20	110	29	< 1	9	121	39
172733	W-021	65.1	67.0	12	75	65	109	713	< 20	1	< 20	30	240	27	1	18	130	41
172734	W-021	67.0	67.5	5	69	63	100	646	< 20	1	< 20	10	490	23	< 1	12	123	38
172735	W-021	77.1	78.0	12	85	39	105	649	< 20	1	< 20	< 10	110	23	< 1	12	205	40
172736	W-021	78.0	78.3	< 5	57	57	142	825	< 20	3	< 20	10	270	33	< 1	16	106	50
172737	W-021	78.3	79.3	5	91	40	111	682	< 20	2	< 20	< 10	80	22	< 1	5	212	38
172738	W-021	79.3	79.6	< 5	66	44	94	638	< 20	1	< 20	< 10	200	26	1	25	218	40
276101	W-013	11.5	11.9	55	190	131	76	507	< 20	7	< 20	50	320	21	1	9	79	32
276102	W-013	11.9	13.9	17	95	52	92	626	< 20	2	< 20	70	400	22	< 1	13	67	37
276103	W-013	17.2	17.7	29	68	113	78	606	< 20	4	< 20	20	130	24	< 1	8	45	32
276104	W-013	33.0	34.0	34	157	47	77	423	< 20	7	< 20	30	200	21	< 1	< 5	50	28
276105	W-013	34.0	34.8	37	7	33	157	911	< 20	4	< 20	20	100	45	< 1	< 5	2	66
276106	W-013	34.8	36.7	17	7	21	193	1171	< 20	1	< 20	< 10	60	41	< 1	< 5	< 2	64
276107	W-013	36.7	38.1	11	18	22	150	957	< 20	1	< 20	20	120	28	< 1	5	12	48
276108	W-013	38.1	39.0	14	28	34	175	953	150	2	80	50	100	24	< 1	12	17	48
276109	W-013	39.0	40.0	18	23	48	165	1045	< 20	1	< 20	20	120	41	< 1	10	24	52
276110	W-013	44.0	45.0	15	60	31	113	687	30	1	< 20	20	200	21	< 1	10	65	37
276111	W-013	45.0	46.2	13	113	49	118	670	< 20	1	< 20	40	110	15	< 1	< 5	64	34
276112	W-013	46.2	47.0	13	79	59	111	688	< 20	5	70	30	100	23	< 1	6	84	37

Analyte Symbol	drill-hole	from	to	V	Ba	Sr	Y	Zr	Cr	Co	Ni	Cu	Zn	Ga	Ge	As	Rb	Nb
Unit Symbol				ppm	ppm	ppm	ppm	ppm	ppm	ppm	ppm	ppm	ppm	ppm	ppm	ppm	ppm	ppm
Detection Limit				5	3	2	2	4	20	1	20	10	30	1	1	5	2	1
Analysis Method				FUS-ICP	FUS-ICP	FUS-ICP	FUS-ICP	FUS-ICP	FUS-MS	FUS-MS	FUS-MS	FUS-MS	FUS-MS	FUS-MS	FUS-MS	FUS-MS	FUS-MS	FUS-MS
276113	W-013	47.0	47.6	32	44	99	123	648	30	1	< 20	140	70	26	1	9	13	37
276114	W-013	61.6	62.0	21	158	119	162	944	< 20	3	< 20	< 10	120	31	< 1	6	21	51
276115	W-013	62.0	63.5	10	13	30	199	1062	< 20	< 1	< 20	20	90	38	< 1	< 5	< 2	57
276116	W-013	63.5	64.0	11	168	105	97	692	50	1	20	10	60	16	< 1	< 5	121	36
276117	W-013	67.0	68.0	7	240	85	82	546	< 20	2	< 20	60	490	21	< 1	8	105	38
276118	W-013	68.0	69.0	8	111	43	82	582	< 20	1	< 20	20	210	21	< 1	5	92	39
276119	W-013	69.0	70.0	10	30	24	68	558	< 20	1	< 20	20	150	33	< 1	8	24	41
276120	W-013	70.0	71.0	12	62	38	65	540	< 20	1	< 20	30	330	23	< 1	7	76	46
276121	W-018	37.0	38.0	10	78	45	108	357	30	< 1	< 20	10	90	26	1	< 5	181	89
276122	W-018	48.0	49.0	29	16	98	93	660	40	2	< 20	20	130	27	2	24	13	38
276123	W-018	49.0	50.5	35	21	129	84	576	50	2	20	30	120	23	1	25	4	31
276124	W-018	61.0	62.0	17	22	55	145	1139	< 20	2	< 20	< 10	110	44	< 1	< 5	5	62
276125	W-018	66.0	67.0	< 5	15	18	97	681	< 20	< 1	< 20	20	110	28	< 1	5	13	41
276126	W-018	77.0	78.0	12	5	48	89	665	< 20	1	< 20	10	110	24	< 1	< 5	< 2	43
276127	W-018	90.0	91.0	6	6	42	91	681	30	1	< 20	10	90	23	< 1	< 5	< 2	38
276128	W-018	91.0	92.0	10	6	77	104	801	< 20	1	< 20	10	110	26	< 1	< 5	2	41
276129	W-018	98.0	99.0	301	169	566	30	165	160	34	50	10	200	28	2	< 5	74	15
276130	W-018	38.0	39.0	< 5	33	29	111	364	< 20	< 1	< 20	10	70	26	1	< 5	171	88
276131	W-018	39.0	40.0	9	35	30	112	377	< 20	< 1	< 20	< 10	100	28	1	< 5	203	83
276132	W-018	40.0	41.0	6	40	32	120	402	< 20	< 1	< 20	< 10	70	23	1	< 5	200	93
276133	W-018	41.0	42.0	< 5	32	25	109	358	< 20	< 1	< 20	10	150	27	2	8	209	68
276134	W-018	42.0	43.0	17	28	29	114	376	< 20	< 1	< 20	< 10	100	28	1	< 5	198	84
276135	W-018	43.0	47.0	82	95	105	103	429	20	14	30	10	120	31	2	< 5	135	65
276136	W-018	83.1	84.1	44	10	135	95	671	40	4	< 20	20	80	25	1	5	5	40
276137	W-018	84.1	85.1	11	21	45	98	679	30	2	< 20	20	70	26	< 1	< 5	< 2	37
276138	W-018	85.1	86.1	< 5	5	30	91	657	< 20	< 1	< 20	30	210	23	< 1	9	2	51
276139	W-018	101.0	102.0	50	506	219	93	835	< 20	9	< 20	30	120	29	2	6	132	62
276140	W-018	102.0	103.9	43	623	207	99	903	< 20	8	< 20	< 10	100	29	2	< 5	130	65
276141	W-018	104.5	105.0	33	14	123	62	230	20	1	< 20	10	60	18	< 1	< 5	4	42
276142	W-018	105.0	106.2	15	10	65	70	279	50	1	< 20	10	40	21	< 1	< 5	< 2	40
276143	W-018	106.2	106.8	56	12	153	169	581	< 20	1	< 20	10	30	50	2	< 5	5	100

Analyte Symbol	drill-hole	from	to	V	Ba	Sr	Y	Zr	Cr	Co	Ni	Cu	Zn	Ga	Ge	As	Rb	Nb
Unit Symbol				ppm	ppm	ppm	ppm	ppm	ppm	ppm	ppm	ppm	ppm	ppm	ppm	ppm	ppm	ppm
Detection Limit				5	3	2	2	4	20	1	20	10	30	1	1	5	2	1
Analysis Method				FUS-ICP	FUS-ICP	FUS-ICP	FUS-ICP	FUS-ICP	FUS-MS	FUS-MS	FUS-MS	FUS-MS	FUS-MS	FUS-MS	FUS-MS	FUS-MS	FUS-MS	FUS-MS
276144	W-018	106.8	107.5	18	8	53	80	308	40	1	< 20	20	30	25	< 1	< 5	< 2	40
276145	W-018	107.5	109.5	18	6	58	76	310	< 20	< 1	< 20	10	50	27	< 1	< 5	< 2	52
276146	W-018	115.7	116.9	39	10	139	154	430	< 20	2	< 20	20	70	34	< 1	8	4	96
276147	W-018	116.9	118.0	36	7	68	172	516	< 20	3	< 20	20	100	41	< 1	< 5	2	144
276148	W-018	118.9	119.9	31	9	145	148	438	< 20	4	< 20	< 10	160	33	< 1	< 5	< 2	109
276149	W-018	119.9	121.5	65	8	229	202	593	< 20	2	< 20	< 10	90	55	1	< 5	< 2	139
276150	W-018	121.5	122.0	90	7	423	174	537	< 20	6	< 20	< 10	100	63	2	< 5	< 2	126
276151	W-018	123.3	124.3	15	11	69	119	367	20	2	< 20	10	80	32	< 1	6	4	61
276152	W-018	124.3	125.3	17	11	58	116	374	20	3	< 20	< 10	90	36	< 1	< 5	< 2	91
276153	W-018	125.3	127.3	15	24	46	117	388	< 20	3	< 20	< 10	70	29	< 1	< 5	6	77
276154	W-018	127.3	128.0	17	10	62	131	403	40	3	< 20	30	50	34	< 1	< 5	2	105
276155	W-018	128.0	128.7	20	14	101	120	406	30	3	< 20	10	60	35	< 1	< 5	6	66
276156	W-018	128.7	130.2	17	8	118	116	375	< 20	3	< 20	< 10	40	37	< 1	< 5	< 2	75
276157	W-018	130.2	131.2	14	8	129	146	444	20	1	< 20	20	30	42	1	< 5	< 2	75
276158	W-018	131.2	132.2	8	9	76	133	437	20	2	< 20	< 10	70	37	< 1	< 5	2	67
276159	W-018	132.2	133.2	11	15	42	143	440	20	2	< 20	10	50	38	< 1	< 5	6	73
276160	W-018	133.2	134.5	5	27	28	107	339	< 20	2	< 20	< 10	60	27	< 1	< 5	15	58
276161	W-018	122.0	122.5	42	8	115	157	462	30	6	< 20	< 10	130	39	1	< 5	< 2	112
276162	W-018	122.5	123.3	12	10	47	134	383	< 20	1	< 20	10	40	31	< 1	< 5	< 2	92
276163	W-018	134.5	135.0	11	39	43	184	516	20	2	< 20	10	60	43	< 1	< 5	34	92
276164	W-018	135.0	137.5	7	12	43	140	437	20	2	< 20	10	< 30	30	< 1	< 5	5	71
276165	W-018	137.5	139.0	14	27	82	182	525	< 20	2	< 20	20	80	37	< 1	< 5	12	87
276166	W-018	139.0	140.0	26	10	167	238	707	< 20	< 1	< 20	< 10	50	52	2	< 5	< 2	125
276167	W-018	140.0	141.5	29	9	134	166	487	30	1	< 20	10	40	42	2	< 5	4	95
276168	W-018	146.2	148.5	46	124	138	133	407	< 20	3	< 20	10	40	31	< 1	< 5	44	99
276169	W-018	148.5	149.5	42	37	184	122	368	< 20	2	< 20	< 10	60	33	1	< 5	12	83
276170	W-018	149.8	150.5	22	8	88	124	349	< 20	< 1	< 20	< 10	< 30	35	2	< 5	< 2	86
276171	W-018	150.5	151.2	29	27	76	115	331	30	4	< 20	10	70	33	1	< 5	10	77
276172	W-018	151.2	152.4	26	7	104	187	511	< 20	< 1	< 20	< 10	40	49	2	6	3	154
276173	W-018	152.4	153.4	32	10	105	165	518	20	1	< 20	10	60	35	2	7	< 2	114
276174	W-018	153.4	154.5	24	7	98	169	484	< 20	1	160	30	80	39	2	7	4	148

Analyte Symbol	drill-hole	from	to	V	Ba	Sr	Y	Zr	Cr	Co	Ni	Cu	Zn	Ga	Ge	As	Rb	Nb
Unit Symbol				ppm	ppm	ppm	ppm	ppm	ppm	ppm	ppm	ppm	ppm	ppm	ppm	ppm	ppm	ppm
Detection Limit				5	3	2	2	4	20	1	20	10	30	1	1	5	2	1
Analysis Method				FUS-ICP	FUS-ICP	FUS-ICP	FUS-ICP	FUS-ICP	FUS-MS	FUS-MS	FUS-MS	FUS-MS	FUS-MS	FUS-MS	FUS-MS	FUS-MS	FUS-MS	FUS-MS
276175	W-018	154.5	155.3	31	8	99	124	776	< 20	2	< 20	< 10	90	41	3	9	2	72
276176	W-018	155.3	155.8	31	8	132	117	784	< 20	2	< 20	< 10	80	44	2	6	< 2	63
276177	W-018	155.8	156.8	42	12	122	81	521	< 20	2	< 20	10	100	31	2	< 5	4	43
276178	W-018	156.8	157.8	27	135	173	75	477	30	3	< 20	20	110	26	2	5	66	37
276179	W-018	157.8	158.8	31	260	156	82	543	30	5	< 20	< 10	120	26	2	< 5	163	43
276180	W-018	158.8	160.4	47	170	194	89	549	< 20	7	< 20	< 10	230	32	3	< 5	83	45
276181	W-018	160.4	162.0	15	206	114	78	520	< 20	3	< 20	50	350	20	1	< 5	139	36
276182	W-018	162.0	164.0	21	212	112	80	546	< 20	3	< 20	20	160	21	1	< 5	143	41
276183	W-018	164.0	165.0	13	214	103	79	501	< 20	2	< 20	20	250	19	< 1	< 5	144	34
276184	W-018	165.0	165.5	12	184	97	69	467	< 20	2	< 20	60	130	17	< 1	< 5	103	28
276 185	W-018	165.5	167.3	28	101	166	113	705	< 20	4	< 20	< 10	150	34	2	< 5	43	51
276186	W-018	167.3	167.7	52	11	405	129	773	< 20	7	< 20	< 10	180	44	4	7	2	56
276187	W-018	167.7	168.7	46	14	218	75	510	30	9	< 20	< 10	200	38	4	< 5	3	43
276188	W-018	168.7	169.8	70	20	234	78	522	30	14	< 20	10	240	37	3	< 5	7	39
276189	W-018	169.8	171.4	152	16	439	24	149	40	41	50	< 10	320	35	3	6	3	13
276190	W-018	171.4	173.0	163	17	400	21	127	40	41	50	< 10	360	35	3	7	3	13
276191	W-018	173.0	173.3	71	12	348	77	469	< 20	16	< 20	< 10	250	40	3	< 5	6	34
276192	W-018	173.3	174.1	35	114	163	85	545	< 20	5	< 20	10	160	28	3	< 5	45	41
276193	W-018	174.1	175.2	20	278	139	78	529	< 20	4	< 20	10	110	20	1	< 5	142	33
276194	W-018	175.2	176.4	26	213	146	87	557	< 20	5	< 20	10	130	26	2	< 5	76	35
276195	W-018	176.4	177.2	43	117	206	99	657	20	7	< 20	< 10	130	33	3	< 5	41	44
276196	W-018	177.2	181.0	41	382	308	108	695	< 20	7	< 20	< 10	160	30	3	< 5	146	46
276197	W-018	181.0	182.8	19	244	147	77	515	< 20	5	< 20	10	150	21	2	< 5	112	35
276198	W-018	182.8	184.2	53	170	155	84	569	20	6	< 20	< 10	140	28	3	< 5	66	35
276200	W-018	184.9	186.0	31	210	149	82	537	40	5	< 20	20	100	21	2	< 5	93	35
276201	W-018	186.0	187.3	44	271	164	79	495	50	10	30	20	140	21	2	< 5	106	34
276202	W-018	187.3	192.5	84	116	230	61	395	70	11	40	10	250	29	4	< 5	36	26
276203	W-018	192.5	195.5	38	12	131	108	813	< 20	2	< 20	10	90	42	3	11	5	45
276204	W-018	195.5	200.0	39	41	192	189	1282	< 20	< 1	< 20	10	160	45	4	8	27	86
276205	W-018	200.0	201.5	190	772	223	95	640	130	35	50	110	1170	36	< 1	80	473	43
276206	W-018	201.5	203.5	292	588	109	51	518	100	52	80	190	400	31	1	120	416	28

Analyte Symbol	drill-hole	from	to	V	Ba	Sr	Y	Zr	Cr	Co	Ni	Cu	Zn	Ga	Ge	As	Rb	Nb
Unit Symbol				ppm	ppm	ppm	ppm	ppm	ppm	ppm	ppm	ppm	ppm	ppm	ppm	ppm	ppm	ppm
Detection Limit				5	3	2	2	4	20	1	20	10	30	1	1	5	2	1
Analysis Method				FUS-ICP	FUS-ICP	FUS-ICP	FUS-ICP	FUS-ICP	FUS-MS	FUS-MS	FUS-MS	FUS-MS	FUS-MS	FUS-MS	FUS-MS	FUS-MS	FUS-MS	FUS-MS
276207	W-018	203.5	205.8	261	283	419	32	219	30	49	60	10	220	24	2	8	150	18
276208	W-018	141.5	142.5	299	99	368	34	163	190	36	60	60	350	34	3	7	37	14
276209	W-014	5.0	5.5	8	43	42	115	741	< 20	1	< 20	60	130	24	1	8	116	38
276210	W-014	5.5	6.0	8	54	31	105	812	< 20	< 1	< 20	30	120	20	< 1	11	175	39
276211	W-014	6.0	6.8	6	40	31	113	797	40	< 1	< 20	30	110	22	< 1	9	120	38
276212	W-014	6.8	7.2	7	42	33	116	832	30	< 1	< 20	40	380	23	< 1	7	188	42
276213	W-014	7.2	7.5	7	70	43	128	858	< 20	< 1	< 20	20	210	25	< 1	16	211	44
276214	W-014	7.5	8.0	8	62	36	102	725	< 20	< 1	< 20	10	120	21	< 1	14	193	41
276215	W-014	8.0	8.5	7	58	50	125	867	< 20	< 1	< 20	30	180	28	< 1	24	194	44
276216	W-014	8.5	9.0	16	62	138	108	782	< 20	< 1	< 20	40	90	26	2	13	172	37
276217	W-014	9.0	10.5	7	54	36	101	710	< 20	< 1	< 20	30	250	21	< 1	16	200	38
276218	W-014	34.0	35.1	27	33	53	39	275	< 20	8	< 20	20	140	23	< 1	8	13	26
276219	W-014	35.1	36.5	61	78	82	56	319	< 20	11	30	20	140	30	1	8	25	29
276220	W-014	36.5	37.7	26	187	79	74	515	< 20	3	< 20	60	150	20	< 1	15	94	36
276221	W-014	37.7	38.5	11	91	55	80	602	< 20	1	< 20	50	150	20	< 1	17	67	34
276222	W-014	39.8	40.1	12	153	52	84	641	< 20	< 1	< 20	70	560	20	< 1	38	140	37
276223	W-014	40.1	40.8	< 5	47	36	110	453	< 20	< 1	< 20	30	140	27	1	14	166	61
276224	W-014	47.6	48.8	< 5	37	38	113	459	< 20	< 1	< 20	50	160	28	1	9	169	67
276225	W-014	48.8	49.5	< 5	27	29	119	404	< 20	< 1	< 20	10	100	28	1	< 5	191	72
276226	W-014	49.5	50.5	< 5	22	25	111	404	< 20	< 1	< 20	10	160	27	2	< 5	189	64
276227	W-014	34.0	35.1	36	9	105	176	1189	< 20	1	< 20	20	< 30	42	< 1	< 5	2	61
276228	W-014	58.0	59.0	59	13	57	160	1187	< 20	2	< 20	< 10	40	43	1	< 5	< 2	58
276229	W-014	59.0	60.0	35	8	35	148	1128	< 20	1	< 20	< 10	< 30	39	< 1	< 5	2	70
276230	W-014	60.0	61.0	23	6	33	161	1219	< 20	< 1	< 20	< 10	< 30	43	< 1	< 5	< 2	64
276231	W-014	61.0	62.1	37	7	43	178	1363	< 20	< 1	< 20	20	70	49	1	< 5	< 2	71
276232	W-014	62.1	63.2	28	6	39	186	1404	< 20	1	< 20	< 10	30	48	< 1	< 5	< 2	72
276233	W-014	63.2	64.1	21	8	49	141	1027	< 20	< 1	< 20	20	< 30	47	< 1	< 5	< 2	67
276234	W-014	64.1	65.3	13	7	24	86	659	< 20	1	< 20	90	190	27	< 1	< 5	4	39
276235	W-014	65.3	66.0	13	7	33	95	679	20	< 1	< 20	30	150	28	< 1	< 5	< 2	38
276236	W-014	97.0	97.4	11	10	52	119	883	< 20	1	< 20	40	130	39	1	18	4	53
276237	W-014	97.4	97.7	27	32	70	87	607	< 20	6	< 20	30	120	28	1	13	6	40

Analyte Symbol	drill-hole	from	to	V	Ba	Sr	Y	Zr	Cr	Co	Ni	Cu	Zn	Ga	Ge	As	Rb	Nb
Unit Symbol				ppm	ppm	ppm	ppm	ppm	ppm	ppm	ppm	ppm	ppm	ppm	ppm	ppm	ppm	ppm
Detection Limit				5	3	2	2	4	20	1	20	10	30	1	1	5	2	1
Analysis Method				FUS-ICP	FUS-ICP	FUS-ICP	FUS-ICP	FUS-ICP	FUS-MS	FUS-MS	FUS-MS	FUS-MS	FUS-MS	FUS-MS	FUS-MS	FUS-MS	FUS-MS	FUS-MS
276238	W-014	97.7	98.5	12	26	52	88	607	< 20	2	< 20	80	300	24	< 1	33	5	37
276239	W-014	98.5	100.5	8	8	26	84	570	< 20	1	< 20	20	210	24	< 1	8	< 2	34
276240	W-014	100.5	101.2	10	9	23	84	593	< 20	2	< 20	50	160	25	< 1	9	< 2	35
276241	W-014	101.2	103.0	9	8	16	90	627	< 20	1	< 20	40	170	26	< 1	< 5	< 2	35
276242	W-014	103.0	103.5	14	13	22	135	801	< 20	2	< 20	50	70	37	< 1	< 5	< 2	49
276243	W-014	103.5	104.5	9	8	20	105	638	30	2	< 20	60	250	28	< 1	11	< 2	39
276244	W-014	152.3	152.6	61	17	447	142	1027	40	4	< 20	< 10	40	43	2	5	3	53
276245	W-014	152.6	152.9	25	11	394	173	1253	< 20	5	< 20	50	130	42	2	< 5	< 2	70
276246	W-014	152.9	153.2	44	77	175	322	2447	< 20	10	< 20	190	280	39	1	7	22	138
276247	W-014	153.2	153.5	33	403	154	166	1303	< 20	4	< 20	90	270	34	< 1	< 5	121	69
276248	W-014	153.5	154.0	14	283	110	130	972	< 20	1	< 20	20	160	28	< 1	< 5	104	52
276249	W-014	154.0	154.7	14	34	111	139	1063	< 20	1	< 20	60	290	38	< 1	< 5	13	56
276250	W-014	154.7	154.9	14	11	80	154	1105	< 20	2	< 20	30	60	41	< 1	< 5	2	57
276251	W-014	154.9	155.2	29	7	222	121	818	< 20	< 1	< 20	20	160	37	2	5	< 2	44
276252	W-014	155.2	155.5	13	11	120	153	1003	< 20	< 1	< 20	20	60	40	1	< 5	< 2	54
276253	W-014	155.5	157.0	7	63	56	114	853	50	2	< 20	30	220	26	< 1	6	40	42
276254	W-014	157.0	158.2	11	68	79	115	796	< 20	1	< 20	70	150	27	1	6	49	45
276255	W-014	158.2	160.0	7	10	58	141	968	< 20	2	< 20	30	340	32	< 1	< 5	< 2	57
276256	W-014	160.0	160.3	8	7	47	100	695	20	2	< 20	20	680	23	< 1	12	< 2	37
276257	W-014	245.1	245.6	365	85	318	46	220	110	38	40	10	420	31	3	13	17	18
276258	W-014	245.6	246.6	378	201	315	45	228	110	41	40	30	300	24	3	11	27	17
276259	W-014	246.6	246.7	353	86	331	42	210	110	38	50	10	310	28	4	14	24	17
276260	W-014	246.7	247.3	284	204	317	44	246	100	40	70	60	440	22	2	9	95	19
276261	W-014	247.3	248.0						110	41	70	60	280	22	1	10	108	19
276262	W-014	248.0	249.5						120	44	90	70	260	22	1	7	85	18
276263	W-014	249.5	250.0						110	40	70	60	80	19	1	16	51	15
276264	W-014	250.0	251.5	285	144	298	41	231	100	39	70	60	200	22	1	8	62	18
276265	W-014	251.5	251.8	296	63	301	57	313	100	36	50	< 10	320	43	5	19	10	23
276266	W-014	251.8	251.9	281	380	263	40	217	110	38	70	20	390	34	3	13	93	18
276267	W-014	251.9	252.4	261	30	290	53	288	90	34	30	< 10	330	49	4	12	15	20
276268	W-016	18.6	19.7	13	35	38	108	387	< 20	2	< 20	20	90	24	1	23	160	65

Analyte Symbol	drill-hole	from	to	V	Ba	Sr	Y	Zr	Cr	Co	Ni	Cu	Zn	Ga	Ge	As	Rb	Nb
Unit Symbol				ppm	ppm	ppm	ppm	ppm	ppm	ppm	ppm	ppm	ppm	ppm	ppm	ppm	ppm	ppm
Detection Limit				5	3	2	2	4	20	1	20	10	30	1	1	5	2	1
Analysis Method				FUS-ICP	FUS-ICP	FUS-ICP	FUS-ICP	FUS-ICP	FUS-MS	FUS-MS	FUS-MS	FUS-MS	FUS-MS	FUS-MS	FUS-MS	FUS-MS	FUS-MS	FUS-MS
276269	W-016	19.7	21.3	23	28	81	116	416	< 20	2	< 20	20	50	25	1	< 5	134	72
276270	W-016	179.2	180.6						30	56	80	10	280	30	3	12	95	19
276271	W-016	180.6	181.7	238	378	246	30	198	30	54	80	20	350	21	1	7	184	18
276272	W-016	181.7	182.1	249	289	292	30	196	30	54	90	70	260	19	2	7	165	17
276273	W-016	182.1	183.5	224	324	219	32	206	30	57	90	50	290	20	1	5	213	18
276274	W-016	183.5	184.5	194	193	286	35	255	40	38	70	40	280	22	2	11	140	18
276275	W-016	184.5	185.3	93	408	149	26	313	70	25	50	30	150	15	1	8	131	16
276276	W-016	185.3	185.8	228	158	181	44	241	40	47	70	60	490	26	1	41	255	19
276277	W-016	185.8	186.2	232	575	262	53	290	60	40	80	240	950	33	2	86	340	22
276278	W-016	186.2	186.9	59	29	313	129	765	< 20	7	< 20	10	190	47	3	18	8	49
276279	W-016	186.9	188.6	32	14	173	141	1096	< 20	3	< 20	< 10	110	44	1	10	< 2	60
276280	W-016	194.1	194.5	313	309	403	33	167	160	35	60	60	240	21	2	9	126	13
276281	W-016	194.5	195.1	312	248	379	35	198	190	34	50	30	250	22	2	12	133	13
276282	W-016	195.1	197.0	23	32	103	110	793	< 20	4	< 20	120	300	28	1	28	22	49
276283	W-016	197.0	197.8	10	22	61	88	653	< 20	3	< 20	180	490	23	< 1	35	16	39
276284	W-016	197.8	198.6	30	10	81	103	761	< 20	1	< 20	20	220	33	< 1	36	3	43
276285	W-016	198.6	200.1						< 20	2	< 20	140	490	22	< 1	31	41	35
276286	W-016	200.1	200.8	27	7	98	108	818	< 20	2	< 20	30	290	36	1	21	2	47
276287	W-016	200.8	202.8	51	10	203	145	1069	< 20	4	< 20	40	270	44	2	11	< 2	56
276288	W-016	202.8	203.6	323	49	310	40	240	90	50	80	20	420	32	3	18	51	18
276289	W-016	204.4	207.2	56	4	135	147	1099	< 20	10	< 20	10	150	43	2	12	< 2	61
276290	W-016	207.2	208.3	12	8	62	110	865	< 20	3	< 20	60	190	31	< 1	14	2	46
276291	W-016	208.3	211.0	14	33	49	100	807	< 20	1	< 20	30	170	27	< 1	11	18	42
276292	W-016	211.0	211.7	16	3	66	121	958	20	1	< 20	20	170	32	< 1	6	< 2	45
276293	W-016	211.7	212.5	28	3	90	137	1090	< 20	< 1	< 20	20	120	39	1	8	< 2	57
276294	W-016	212.5	214.8	13	10	66	94	744	< 20	< 1	< 20	20	110	24	< 1	< 5	< 2	43
276295	W-016	214.8	216.0	22	3	74	145	1163	< 20	1	< 20	10	80	37	< 1	< 5	< 2	63
276296	W-016	216.0	217.0	18	11	57	124	900	< 20	1	< 20	< 10	180	31	< 1	8	< 2	57
276297	W-016	217.0	218.5	38	59	105	140	1000	< 20	2	< 20	10	150	35	1	< 5	43	62
276298	W-016	221.4	222.3	32	63	99	133	975	< 20	1	< 20	< 10	160	43	1	5	135	63
276299	W-016	222.3	222.8	24	3	97	141	1036	< 20	< 1	< 20	< 10	80	47	< 1	< 5	< 2	71

Analyte Symbol	drill-hole	from	to	V	Ba	Sr	Y	Zr	Cr	Co	Ni	Cu	Zn	Ga	Ge	As	Rb	Nb
Unit Symbol				ppm	ppm	ppm	ppm	ppm	ppm	ppm	ppm	ppm	ppm	ppm	ppm	ppm	ppm	ppm
Detection Limit				5	3	2	2	4	20	1	20	10	30	1	1	5	2	1
Analysis Method				FUS-ICP	FUS-ICP	FUS-ICP	FUS-ICP	FUS-ICP	FUS-MS	FUS-MS	FUS-MS	FUS-MS	FUS-MS	FUS-MS	FUS-MS	FUS-MS	FUS-MS	FUS-MS
276300	W-016	301.5	301.9	9	74	59	90	666	30	1	< 20	20	210	24	< 1	21	198	42
276301	W-016	301.9	302.8	< 5	60	46	90	680	< 20	1	< 20	40	160	22	< 1	19	200	53
276302	W-016	317.0	318.3	7	31	41	175	768	< 20	< 1	< 20	< 10	40	32	< 1	< 5	174	91
276303	W-016	318.3	319.0	17	119	127	179	752	< 20	< 1	< 20	20	60	29	1	< 5	179	121
276304	W-014	160.3	161.0	14	7	47	150	1058	< 20	1	< 20	10	90	38	< 1	< 5	< 2	56
276305	W-014	161.0	161.7	11	7	43	169	1132	< 20	1	< 20	< 10	60	42	< 1	< 5	< 2	60
276306	W-014	161.7	162.4	16	6	47	162	1171	< 20	1	< 20	< 10	60	42	2	< 5	< 2	59
276307	W-014	162.4	163.5	19	6	83	147	1057	< 20	< 1	< 20	10	60	43	2	< 5	< 2	59
276308	W-014	163.5	164.1	17	7	73	128	880	< 20	1	< 20	20	120	45	2	< 5	6	73
276309	W-014	164.1	165.3	12	6	60	102	723	< 20	1	< 20	20	330	30	< 1	9	< 2	41
276310	W-014	165.3	167.1	26	6	146	167	1246	< 20	2	< 20	10	70	42	1	< 5	< 2	67
276311	W-014	172.4	173.5	38	8	126	159	1079	< 20	< 1	< 20	10	30	44	3	7	< 2	55
276312	W-014	173.5	174.9	38	7	121	158	1120	< 20	5	150	50	50	48	2	< 5	< 2	60
276313	W-014	174.9	176.0	14	33	62	133	984	< 20	1	< 20	20	260	33	1	< 5	39	50
276314	W-014	176.0	178.0	8	84	41	104	767	30	1	< 20	40	400	18	< 1	6	71	37
276315	W-014	178.0	178.7	18	11	65	159	1202	< 20	< 1	< 20	120	80	38	1	< 5	5	89
276316	W-014	178.9	179.9	11	59	42	94	683	< 20	1	< 20	70	300	26	< 1	< 5	49	45
276317	W-014	179.9	181.1	9	20	33	118	931	< 20	1	< 20	50	200	34	< 1	5	18	69
276318	W-014	181.1	182.2	13	34	30	103	793	< 20	1	< 20	70	300	29	< 1	6	54	48
276319	W-014	182.2	183.3	8	35	32	107	770	40	1	< 20	20	110	30	< 1	< 5	53	62
276320	W-014	183.3	183.9	< 5	50	38	99	718	40	1	< 20	40	180	26	< 1	7	78	58
276321	W-014	183.9	195.0	18	19	67	172	1197	< 20	1	< 20	40	80	36	1	< 5	15	65
276322	W-014	185.0	187.5	74	77	98	94	715	40	10	20	20	220	27	1	8	61	57
276323	W-014	192.3	194.0	21	9	80	160	1201	< 20	1	< 20	30	130	38	1	< 5	< 2	57
276324	W-014	194.0	194.7	48	10	235	180	1445	< 20	3	< 20	30	80	48	3	< 5	< 2	71
276325	W-014	202.6	202.8	42	181	183	108	836	< 20	8	< 20	80	140	38	1	< 5	91	69
276326	W-014	202.8	203.4	45	105	350	116	843	< 20	5	< 20	20	140	49	2	< 5	85	73
276327	W-014	203.5	203.8	10	103	77	93	696	< 20	2	< 20	40	260	22	< 1	< 5	138	55
276328	W-014	204.8	205.8	10	89	54	89	657	40	2	< 20	40	370	20	< 1	< 5	138	42
276329	W-014	205.8	206.4	11	91	58	94	739	20	2	< 20	40	230	23	< 1	87	144	44
276330	W-014	206.4	207.5	11	142	73	133	1037	< 20	1	< 20	20	110	26	< 1	< 5	173	77

Analyte Symbol	drill-hole	from	to	V	Ba	Sr	Y	Zr	Cr	Co	Ni	Cu	Zn	Ga	Ge	As	Rb	Nb
Unit Symbol				ppm	ppm	ppm	ppm	ppm	ppm	ppm	ppm	ppm	ppm	ppm	ppm	ppm	ppm	ppm
Detection Limit				5	3	2	2	4	20	1	20	10	30	1	1	5	2	1
Analysis Method				FUS-ICP	FUS-ICP	FUS-ICP	FUS-ICP	FUS-ICP	FUS-MS	FUS-MS	FUS-MS	FUS-MS	FUS-MS	FUS-MS	FUS-MS	FUS-MS	FUS-MS	FUS-MS
276331	W-016	250.0	250.4	42	7	112	169	783	< 20	5	30	10	210	41	1	< 5	< 2	95
276332	W-016	250.4	251.0	28	6	102	268	903	< 20	4	< 20	< 10	150	46	1	< 5	< 2	97
276333	W-016	251.0	251.6	29	8	60	156	1077	< 20	2	< 20	10	50	44	< 1	< 5	< 2	80
276334	W-016	114.7	115.6	73	335	50	26	341	80	16	50	280	130	21	< 1	< 5	220	23
276335	W-016	115.6	116.4	103	253	46	27	331	60	13	40	< 10	90	21	< 1	< 5	205	18
276336	W-016	116.4	116.9	91	228	45	26	337	70	13	30	40	70	22	< 1	< 5	211	16
276337	W-016	116.9	117.5	139	369	54	26	357	70	22	30	790	600	21	< 1	14	217	18
276338	W-016	117.5	118.0	230	264	93	37	327	70	33	40	380	240	21	< 1	5	161	18
276339	W-016	118.0	118.5	187	288	133	41	262	50	33	30	< 10	150	18	< 1	< 5	132	21
276340	W-017	131.6	132.0	93	151	76	22	322	60	14	30	20	110	13	1	< 5	181	15
276341	W-017	132.0	132.5	244	28	370	48	351	70	35	60	10	220	29	3	15	82	21
276342	W-017	132.5	133.1	255	238	308	64	224	30	38	80	30	250	27	2	12	200	21
276343	W-017	133.1	133.4	274	758	127	60	276	60	50	60	150	300	25	< 1	29	456	29
276344	W-017	133.4	134.0	114	268	32	44	306	80	20	< 20	20	180	19	1	52	298	25
276345	W-017	134.0	135.0	124	199	24	36	285	80	12	< 20	< 10	220	19	1	136	343	22
276346	W-017	135.0	135.7	78	189	35	32	259	80	14	< 20	30	250	21	1	96	381	22
276347	W-017	135.7	136.2	58	426	170	158	584	30	12	< 20	80	160	30	2	< 5	211	187
276348	W-017	136.2	136.9	16	110	84	149	490	< 20	3	< 20	50	40	32	1	< 5	62	140
276349	W-017	136.9	138.3	18	149	62	130	426	30	4	< 20	180	160	30	< 1	< 5	74	116
276350	W-017	138.3	139.6	22	114	50	116	388	20	3	< 20	30	40	27	< 1	< 5	58	88
276351	W-017	139.6	140.7	17	101	44	119	378	< 20	2	< 20	10	< 30	24	1	< 5	69	97
276352	W-017	140.7	142.0	22	71	35	121	393	40	2	< 20	30	30	27	1	< 5	72	107
276353	W-017	142.0	142.5	23	77	56	122	414	20	< 1	< 20	20	< 30	25	< 1	< 5	76	81
276354	W-017	142.5	143.0	68	200	37	229	687	< 20	4	< 20	10	60	48	1	< 5	418	188
276355	W-017	143.0	144.5	37	301	105	159	540	40	6	< 20	1000	530	31	1	< 5	271	113
276356	W-017	144.5	145.5	65	65	65	123	401	< 20	2	< 20	30	90	28	1	< 5	176	107
276357	W-017	145.5	146.5	67	48	27	148	425	< 20	1	30	30	30	25	1	< 5	262	111
276358	W-017	146.5	147.5	39	39	62	127	378	< 20	< 1	< 20	20	< 30	42	< 1	< 5	120	92
276359	W-017	147.5	148.4	49	70	88	147	937	< 20	< 1	< 20	60	< 30	48	< 1	< 5	151	62
276360	W-017	148.4	149.5	19	19	65	101	758	< 20	< 1	< 20	30	< 30	43	< 1	< 5	6	76
276361	W-017	149.5	151.0	28	16	55	127	774	< 20	1	< 20	50	< 30	40	< 1	7	5	66

Analyte Symbol	drill-hole	from	to	V	Ba	Sr	Y	Zr	Cr	Co	Ni	Cu	Zn	Ga	Ge	As	Rb	Nb
Unit Symbol				ppm	ppm	ppm	ppm	ppm	ppm	ppm	ppm	ppm	ppm	ppm	ppm	ppm	ppm	ppm
Detection Limit				5	3	2	2	4	20	1	20	10	30	1	1	5	2	1
Analysis Method				FUS-ICP	FUS-ICP	FUS-ICP	FUS-ICP	FUS-ICP	FUS-MS	FUS-MS	FUS-MS	FUS-MS	FUS-MS	FUS-MS	FUS-MS	FUS-MS	FUS-MS	FUS-MS
276362	W-017	151.0	152.4	34	21	53	112	829	< 20	< 1	< 20	20	< 30	31	< 1	< 5	8	51
276363	W-017	152.4	153.5	20	17	59	97	818	< 20	< 1	< 20	< 10	< 30	40	< 1	< 5	7	55
276364	W-017	153.5	154.5	19	107	98	127	967	20	< 1	< 20	50	< 30	35	2	< 5	73	59
276365	W-017	154.5	155.5	16	13	73	100	745	< 20	< 1	< 20	30	< 30	29	1	< 5	4	48
276366	W-017	155.5	157.0	19	14	64	99	767	20	1	< 20	50	180	28	1	< 5	4	43
276367	W-017	157.0	158.2	23	8	138	124	844	< 20	< 1	< 20	40	< 30	36	2	< 5	4	50
276368	W-017	158.2	159.0	17	11	82	113	821	< 20	< 1	< 20	70	< 30	32	2	< 5	2	61
276369	W-017	159.0	160.5	13	8	72	91	678	30	2	< 20	20	< 30	26	2	6	< 2	44
276370	W-017	160.5	162.0	26	7	109	151	1212	< 20	1	< 20	20	< 30	45	2	< 5	< 2	59
276371	W-017	162.0	163.0	33	8	204	152	1112	< 20	2	< 20	20	40	51	3	13	< 2	72
276372	W-017	163.0	164.0	34	9	138	155	1122	< 20	< 1	< 20	< 10	< 30	48	3	< 5	< 2	71
276373	W-017	164.0	165.3	22	9	101	156	1211	< 20	1	< 20	< 10	< 30	47	2	8	< 2	76
276374	W-017	165.3	166.5	28	7	91	148	1118	< 20	2	< 20	< 10	< 30	49	2	7	< 2	76
276375	W-017	166.5	167.5	44	8	134	153	1209	< 20	3	< 20	< 10	50	52	2	< 5	3	69
276376	W-017	167.5	169.5	11	10	74	102	799	< 20	3	< 20	< 10	40	48	1	< 5	2	68
276377	W-017	169.5	170.2	54	12	99	105	721	< 20	7	< 20	20	110	43	1	< 5	2	61
276378	W-017	170.2	171.0	34	11	62	137	1020	< 20	4	< 20	20	60	43	< 1	< 5	< 2	65
276379	W-017	171.0	172.0	183	20	88	80	541	130	27	30	20	180	52	2	< 5	6	41
276380	W-017	174.2	175.0	79	11	298	129	849	20	9	< 20	< 10	80	58	3	< 5	< 2	76
276381	W-017	175.0	176.2	215	150	227	49	323	90	40	30	170	350	29	1	6	40	32
276382	W-017	197.3	198.5	42	13	130	143	1031	< 20	2	< 20	30	< 30	48	2	10	2	76
276383	W-017	198.5	200.1	38	8	122	161	1175	20	3	< 20	20	60	46	1	8	< 2	73
276384	W-017	200.1	201.2	27	9	84	132	934	< 20	1	< 20	20	70	33	< 1	< 5	7	55
276385	W-017	201.2	202.5	37	16	111	135	967	< 20	6	< 20	30	160	39	1	10	< 2	63
276386	W-017	207.9	209.3	19	23	56	111	822	< 20	3	< 20	30	150	30	< 1	< 5	8	62
276387	W-017	209.3	211.0	12	62	42	99	733	< 20	2	< 20	20	290	24	< 1	7	47	57
276388	W-017	211.0	212.0	15	53	51	109	670	20	1	< 20	10	160	29	< 1	< 5	31	61
276389	W-017	212.0	213.0	24	7	54	117	985	< 20	1	< 20	20	90	43	< 1	< 5	< 2	59
276390	W-017	213.0	214.0	19	7	35	132	971	< 20	1	< 20	20	120	39	< 1	< 5	< 2	57
276391	W-017	214.0	214.9	32	8	38	130	906	< 20	1	< 20	30	120	34	< 1	< 5	< 2	52
276392	W-017	214.9	216.0	14	32	43	110	763	30	< 1	< 20	40	150	35	< 1	< 5	14	50

Analyte Symbol	drill-hole	from	to	V	Ba	Sr	Y	Zr	Cr	Co	Ni	Cu	Zn	Ga	Ge	As	Rb	Nb
Unit Symbol				ppm	ppm	ppm	ppm	ppm	ppm	ppm	ppm	ppm	ppm	ppm	ppm	ppm	ppm	ppm
Detection Limit				5	3	2	2	4	20	1	20	10	30	1	1	5	2	1
Analysis Method				FUS-ICP	FUS-ICP	FUS-ICP	FUS-ICP	FUS-ICP	FUS-MS	FUS-MS	FUS-MS	FUS-MS	FUS-MS	FUS-MS	FUS-MS	FUS-MS	FUS-MS	FUS-MS
276393	W-017	216.0	217.0	13	31	42	87	673	< 20	1	< 20	30	200	32	< 1	< 5	22	58
276394	W-017	217.0	218.3	11	62	43	93	623	30	< 1	< 20	20	210	24	< 1	< 5	60	38
276395	W-017	218.3	218.9	7	95	51	90	694	< 20	< 1	< 20	20	260	20	< 1	< 5	146	61
276396	W-017	218.9	219.9	14	25	64	114	865	< 20	< 1	< 20	30	210	33	< 1	< 5	19	72
276397	W-017	219.9	220.5	7	83	41	93	689	< 20	< 1	< 20	10	230	20	< 1	< 5	147	64
276398	W-017	220.5	221.0	18	15	42	140	931	20	< 1	< 20	20	120	42	< 1	< 5	13	64
276399	W-017	221.0	222.0	7	57	38	93	719	< 20	1	< 20	20	250	23	< 1	< 5	94	61
276400	W-017	222.0	223.0	9	81	63	82	620	< 20	1	< 20	20	280	22	< 1	7	131	56
276401	W-017	223.0	224.0	9	81	53	80	591	< 20	2	< 20	10	380	23	< 1	6	145	61
276402	W-017	224.0	225.7	12	36	48	67	538	< 20	1	< 20	20	280	26	< 1	7	56	53
276403	W-017	225.7	226.3	21	115	160	75	558	< 20	2	< 20	10	260	23	1	< 5	114	56
276404	W-017	226.3	228.0	15	7	260	188	121	120	4	1490	20	70	37	< 1	15	< 2	62
276405	W-017	228.0	231.0	12	7	67	103	686	60	4	30	30	100	27	< 1	9	< 2	51
276406	W-017	231.0	231.8	19	6	100	128	767	20	3	< 20	40	100	38	< 1	6	3	53
276407	W-017	237.5	238.0	5	55	49	121	611	< 20	2	< 20	20	900	21	< 1	19	88	54
276408	W-017	238.0	239.0	< 5	61	40	102	619	< 20	1	< 20	20	390	22	< 1	15	95	56
276409	W-017	239.0	242.1	10	83	53	133	583	< 20	1	< 20	20	240	15	< 1	10	86	46
276410	W-017	242.1	242.7	< 5	101	53	95	628	< 20	1	< 20	10	360	15	< 1	13	230	45
276411	W-017	242.7	243.1	< 5	82	44	113	549	< 20	2	< 20	10	730	14	< 1	10	167	39
276412	W-017	243.1	244.5	< 5	81	51	163	482	< 20	2	< 20	< 10	430	13	< 1	24	135	33
276413	W-017	244.5	245.2	< 5	89	51	120	584	< 20	1	< 20	< 10	370	14	< 1	19	170	41
276414	W-017	245.2	246.2	< 5	89	51	115	575	< 20	1	< 20	10	360	15	< 1	20	165	41
276415	W-017	246.2	247.0	5	97	53	148	484	< 20	1	< 20	10	300	15	< 1	31	145	35
276416	W-017	247.0	247.7	23	328	92	194	790	< 20	1	< 20	40	200	16	< 1	6	299	55
276417	W-017	247.7	249.0	8	132	51	138	550	< 20	1	< 20	10	270	17	< 1	28	188	36
276418	W-017	249.0	249.8	5	115	46	120	588	< 20	2	< 20	30	460	13	< 1	14	233	42
276419	W-017	249.8	250.5	9	148	51	161	750	< 20	1	< 20	20	140	19	< 1	< 5	194	48
276420	W-017	250.5	250.6	5	86	37	124	553	< 20	2	< 20	20	260	13	< 1	7	156	46
276421	W-017	250.6	251.8	6	125	46	102	640	< 20	1	< 20	10	180	15	< 1	14	195	34
276422	W-017	251.8	253.0	6	78	40	112	620	< 20	2	< 20	20	460	14	< 1	15	154	42
276423	W-017	236.6	237.5	6	80	46	97	617	< 20	2	< 20	20	410	25	< 1	15	127	43

Analyte Symbol	drill-hole	from	to	V	Ba	Sr	Y	Zr	Cr	Co	Ni	Cu	Zn	Ga	Ge	As	Rb	Nb
Unit Symbol				ppm	ppm	ppm	ppm	ppm	ppm	ppm	ppm	ppm	ppm	ppm	ppm	ppm	ppm	ppm
Detection Limit				5	3	2	2	4	20	1	20	10	30	1	1	5	2	1
Analysis Method				FUS-ICP	FUS-ICP	FUS-ICP	FUS-ICP	FUS-ICP	FUS-MS	FUS-MS	FUS-MS	FUS-MS	FUS-MS	FUS-MS	FUS-MS	FUS-MS	FUS-MS	FUS-MS
276424	W-020	4.0	5.0	8	37	49	84	525	< 20	2	< 20	30	260	25	< 1	11	32	39
276425	W-020	5.0	8.0	6	95	40	81	590	< 20	1	< 20	20	180	21	< 1	14	140	39
276426	W-020	8.0	9.5	9	120	56	87	566	< 20	1	< 20	< 10	190	20	< 1	19	189	42
276427	W-020	9.5	10.1	6	150	49	82	596	< 20	2	< 20	10	100	22	< 1	< 5	164	43
276428	W-020	11.0	13.5	18	72	48	94	606	< 20	3	< 20	20	240	26	< 1	11	73	43
276429	W-020	13.5	15.5	< 5	113	41	86	611	20	1	< 20	40	570	19	< 1	13	160	41
276430	W-020	16.7	17.4	5	115	55	83	604	< 20	1	< 20	80	930	20	< 1	20	168	41
276431	W-020	17.4	18.5	5	109	43	83	586	20	< 1	< 20	20	490	21	< 1	43	170	42
276432	W-020	18.5	19.9	8	117	41	84	581	< 20	< 1	< 20	30	240	18	< 1	56	157	38
276433	W-020	19.9	21.0	26	89	59	78	588	< 20	2	< 20	20	300	22	< 1	33	96	40
276434	W-020	21.0	22.0	14	53	44	80	594	< 20	2	< 20	50	290	22	< 1	37	63	39
276435	W-020	22.0	23.0	6	48	37	87	613	< 20	2	< 20	40	300	22	< 1	37	55	43
276436	W-020	23.0	26.5	9	84	45	88	581	< 20	2	< 20	20	690	20	< 1	51	75	33
276437	W-020	43.0	44.0	306	59	403	36	203	70	50	60	< 10	400	27	2	12	15	18
276438	W-020	44.0	45.4	351	209	323	37	194	90	50	70	40	350	25	2	< 5	42	20
276439	W-020	84.5	85.6	10	11	33	95	728	< 20	1	< 20	30	420	25	< 1	20	3	38
276440	W-020	85.6	86.6	9	46	56	99	849	< 20	1	< 20	40	330	27	1	16	23	41
276441	W-020	86.6	87.6	12	31	62	99	791	< 20	2	< 20	50	270	34	1	5	18	49
276442	W-020	110.6	111.2	36	710	90	54	221	< 20	4	< 20	10	150	15	< 1	< 5	272	25
276443	W-020	111.2	112.2	20	442	80	42	166	< 20	3	< 20	20	150	11	< 1	< 5	269	24
276444	W-020	112.2	112.6	27	560	39	56	222	< 20	3	< 20	20	190	22	< 1	15	346	29
276445	W-020	112.6	113.8	25	298	35	45	199	< 20	3	< 20	30	240	21	< 1	50	303	23
276446	W-020	113.8	115.2	25	464	31	47	211	< 20	4	< 20	20	340	25	< 1	79	379	29
276447	W-020	115.2	116.7	24	305	43	46	211	< 20	5	< 20	10	290	22	< 1	99	373	28
276448	W-020	116.7	117.2	15	292	67	42	170	< 20	3	< 20	20	70	15	< 1	9	355	22
276449	W-020	117.2	118.6	19	289	66	46	200	< 20	4	< 20	< 10	110	18	< 1	< 5	370	26
276450	W-020	118.6	119.4	20	280	46	45	204	< 20	3	< 20	< 10	80	23	< 1	< 5	372	26
276451	W-020	119.4	120.8															
276452	W-020	120.8	122.0	15	195	34	43	175	< 20	3	< 20	< 10	50	23	< 1	< 5	356	26
276453	W-020	122.0	123.5	18	236	35	51	212	< 20	3	< 20	50	180	22	< 1	28	371	31
276454	W-020	123.5	125.0	16	264	41	44	180	< 20	3	< 20	30	130	18	< 1	44	354	26

Analyte Symbol	drill-hole	from	to	V	Ba	Sr	Y	Zr	Cr	Co	Ni	Cu	Zn	Ga	Ge	As	Rb	Nb
Unit Symbol				ppm	ppm	ppm	ppm	ppm	ppm	ppm	ppm	ppm	ppm	ppm	ppm	ppm	ppm	ppm
Detection Limit				5	3	2	2	4	20	1	20	10	30	1	1	5	2	1
Analysis Method				FUS-ICP	FUS-ICP	FUS-ICP	FUS-ICP	FUS-ICP	FUS-MS	FUS-MS	FUS-MS	FUS-MS	FUS-MS	FUS-MS	FUS-MS	FUS-MS	FUS-MS	FUS-MS
276455	W-020	125.0	126.7	16	237	42	43	173	< 20	2	< 20	< 10	120	19	< 1	51	334	26
276456	W-020	127.1	128.6	22	294	50	50	204	< 20	4	< 20	10	310	22	< 1	74	362	29
276457	W-020	128.6	129.4	28	271	61	47	204	< 20	5	< 20	20	220	17	< 1	58	324	29
276458	W-020	129.4	130.6	18	233	43	50	206	< 20	4	< 20	10	150	20	< 1	20	326	30
276459	W-020	130.6	131.3	21	215	53	42	160	< 20	2	< 20	50	70	12	< 1	< 5	260	27
276460	W-020	131.3	131.6	16	220	50	44	166	< 20	2	< 20	< 10	40	16	< 1	< 5	285	21
276461	W-020	131.6	132.6	16	274	70	47	189	< 20	3	< 20	30	90	14	< 1	< 5	302	28
276462	W-020	133.9	135.4	14	254	64	50	202	< 20	3	< 20	20	70	16	< 1	< 5	314	32
276463	W-020	135.4	136.6	14	233	82	51	200	< 20	3	< 20	30	70	16	< 1	< 5	312	30
276464	W-020	136.6	137.0	11	255	60	44	197	< 20	2	< 20	20	70	22	< 1	< 5	350	31
276465	W-020	137.0	138.5	7	197	83	43	111	< 20	1	< 20	< 10	40	17	< 1	< 5	318	24
276466	W-020	138.5	139.0	10	219	94	43	147	< 20	2	< 20	10	60	21	< 1	7	364	23
276467	W-020	139.0	139.4	14	201	79	114	459	< 20	2	< 20	< 10	90	37	< 1	< 5	400	65
276468	W-020	139.4	139.7	10	156	84	129	490	< 20	2	< 20	< 10	110	30	< 1	< 5	312	70
276469	W-020	139.7	140.5	11	125	74	96	388	< 20	2	< 20	30	110	30	< 1	< 5	252	71
276470	W-020	140.5	141.5	16	151	117	84	349	< 20	2	< 20	20	60	29	< 1	< 5	197	61
276471	W-020	178.6	180.0	29	145	171	85	350	< 20	2	< 20	30	120	24	1	< 5	260	60
276472	W-020	180.0	181.0	6	71	57	81	334	< 20	< 1	< 20	20	100	18	< 1	< 5	296	63
276473	W-020	181.0	181.7	7	65	65	84	344	< 20	1	< 20	10	140	21	< 1	7	310	61
276474	W-020	181.7	183.0	6	59	61	92	344	< 20	< 1	< 20	20	380	22	< 1	22	318	63
276475	W-020	183.0	184.0	18	78	70	85	336	< 20	< 1	< 20	20	450	21	< 1	21	321	62
276476	W-020	184.0	184.4	127	191	118	68	293	40	13	< 20	30	310	22	1	9	229	47
276477	W-020	185.6	186.7	9	125	83	84	348	< 20	2	< 20	20	160	21	< 1	6	317	64
276478	W-020	186.7	188.0	6	68	70	82	320	< 20	< 1	< 20	20	310	21	< 1	64	318	54
276479	W-020	188.0	189.0	7	66	62	85	343	< 20	1	< 20	30	190	22	< 1	42	316	63
276480	W-020	189.0	190.0	5	84	73	84	345	< 20	1	< 20	20	320	23	< 1	54	321	65
276481	W-020	190.0	191.3	< 5	79	69	83	344	20	1	< 20	10	390	22	< 1	40	318	63
276482	W-020	191.3	192.0	8	85	91	86	349	< 20	1	< 20	10	290	23	< 1	24	313	62
276483	W-020	192.0	193.0	< 5	77	58	75	312	< 20	1	< 20	20	130	17	< 1	< 5	294	55
276484	W-020	193.0	194.5	7	76	59	71	296	< 20	< 1	< 20	20	110	16	1	< 5	275	54
276485	W-020	194.5	195.0	8	101	76	74	315	< 20	1	< 20	20	190	17	< 1	< 5	286	50

Analyte Symbol	drill-hole	from	to	V	Ba	Sr	Y	Zr	Cr	Co	Ni	Cu	Zn	Ga	Ge	As	Rb	Nb
Unit Symbol				ppm	ppm	ppm	ppm	ppm	ppm	ppm	ppm	ppm	ppm	ppm	ppm	ppm	ppm	ppm
Detection Limit				5	3	2	2	4	20	1	20	10	30	1	1	5	2	1
Analysis Method				FUS-ICP	FUS-ICP	FUS-ICP	FUS-ICP	FUS-ICP	FUS-MS	FUS-MS	FUS-MS	FUS-MS	FUS-MS	FUS-MS	FUS-MS	FUS-MS	FUS-MS	FUS-MS
276486	W-020	195.0	196.3	10	102	95	74	273	< 20	1	< 20	10	160	17	< 1	< 5	258	49
276487	W-020	196.3	197.3	12	124	78	84	305	< 20	2	< 20	20	150	18	< 1	< 5	273	57
276488	W-020	197.3	198.6	7	90	57	108	413	< 20	2	< 20	20	160	26	< 1	< 5	199	77
276489	W-020	198.6	200.2	8	78	56	94	364	< 20	1	< 20	10	200	23	< 1	< 5	139	73
276490	W-020	200.2	201.3	6	42	41	85	347	< 20	2	< 20	20	120	30	< 1	< 5	52	64
276491	W-020	201.3	203.1	8	59	39	84	329	< 20	2	< 20	20	100	27	< 1	< 5	68	69
276492	W-020	203.1	204.0	10	25	69	102	340	< 20	2	< 20	10	160	35	< 1	< 5	21	68
276493	W-020	204.0	205.4	8	36	57	89	328	< 20	1	< 20	10	50	28	1	< 5	48	62
276494	W-020	29.3	30.3	448	733	272	49	270	50	43	30	60	460	25	2	17	105	29
276495	W-020	30.3	31.0	409	544	292	47	295	60	46	30	50	450	27	2	9	83	34
276496	W-020	31.0	34.7	20	106	76	79	560	< 20	2	< 20	20	190	20	< 1	36	101	44
276497	W-020	34.7	35.7	364	51	258	45	194	70	38	50	110	510	36	2	< 5	16	16
276498	W-020	35.7	36.5	446	722	255	48	277	50	39	40	40	410	26	2	12	112	25
276499	W-012	13.0	14.5	13	66	37	106	387	< 20	2	< 20	< 10	60	27	< 1	< 5	181	94
276500	W-012	14.5	15.3	10	34	22	111	383	< 20	< 1	< 20	< 10	70	27	1	< 5	197	70
288101	W-021	79.0	79.7															
288102	W-021	79.7	80.5															
288103	W-021	80.5	81.2															
288104	W-021	81.2	82.5															
288105	W-021	82.5	83.4															

Analyte Symbol	drill-hole	from	to	Mo	Ag	In	Sn	Sb	Cs	La	Ce	Pr	Nd	Sm	Eu	Gd	Tb	Dy
Unit Symbol				ppm	ppm	ppm	ppm	ppm	ppm	ppm	ppm	ppm	ppm	ppm	ppm	ppm	ppm	ppm
Detection Limit				2	0.5	0.2	1	0.5	0.5	0.1	0.1	0.05	0.1	0.1	0.05	0.1	0.1	0.1
Analysis Method				FUS-MS	FUS-MS	FUS-MS	FUS-MS	FUS-MS	FUS-MS	FUS-MS	FUS-MS	FUS-MS	FUS-MS	FUS-MS	FUS-MS	FUS-MS	FUS-MS	FUS-MS
172501	W-012	16.3	18.0	2	< 0.5	< 0.2	8	10.3	1.6	56.7	134	16.1	66	14.8	0.10	16.5	3.1	20.1
172502	W-012	18.0	19.5	< 2	< 0.5	< 0.2	10	11.6	1.9	53.4	124	15	62.5	14.5	0.26	16.0	3.0	19.8
172504	W-012	19.6	20.4	7	< 0.5	< 0.2	10	12	4	50.9	111	13.8	55.1	11.8	1.76	12.8	2.3	14.2
172505	W-012	20.4	21.2	26	1.3	0.3	21	10.8	4.2	86.5	178	21.3	82.4	16.6	0.82	17.6	3.3	21.1
172506	W-012	22.6	23.2	27	1	< 0.2	5	7.7	2.3	74.6	162	19.9	77.4	15.7	0.78	17.2	3.1	19.5
172507	W-012	23.2	26.0	69	1.5	< 0.2	6	9.8	2.4	82.7	187	21.7	82.9	16.1	0.73	16.9	3.1	20.6
172508	W-012	26.0	28.5	20	1.3	< 0.2	7	11.3	4.6	80.5	171	20.6	79.8	16.1	0.73	16.7	3.1	19.7
172509	W-012	28.5	29.5	4	0.7	< 0.2	6	10.4	5.4	36.1	81.8	10.3	41.5	9.0	2.00	9.8	1.7	10.7
172510	W-012	29.5	31.0	< 2	< 0.5	< 0.2	3	9	3.5	76.6	162	19.5	74.7	14.8	0.69	14.9	2.7	16.8
172511	W-012	34.0	35.2	4	< 0.5	< 0.2	4	< 0.5	2.9	81.9	155	17.3	71	16.5	0.65	15.2	2.7	15.8
172512	W-012	35.2	35.9	5	0.7	< 0.2	8	12.9	1.9	91.6	199	23.9	92	18.3	1.00	18.5	3.3	20.6
172513	W-012	35.9	37.5	13	< 0.5	< 0.2	4	8.3	1.7	74.7	163	19.1	74.3	15.0	0.72	15.4	2.8	17.3
172514	W-012	37.5	38.6	3	1.3	< 0.2	5	5.8	2.7	75.8	170	20.3	82	17.9	0.80	17.0	3.0	18.8
172515	W-012	38.6	39.5	3	< 0.5	< 0.2	9	2.5	7.5	96.2	204	25.1	102	22.6	1.03	22.6	4.0	25.1
172516	W-012	39.5	40.0	3	< 0.5	< 0.2	5	3.2	4.1	74.6	158	19.5	78.7	17.2	0.77	15.3	2.7	17.1
172517	W-012	40.5	42.0	2	< 0.5	< 0.2	13	7.6	< 0.5	56.6	121	14.7	59.9	13.2	0.94	12.8	2.3	14.0
172518	W-012	45.5	45.7	4	< 0.5	< 0.2	5	2.3	1.8	64.3	132	16.6	67	14.6	0.77	13.3	2.4	15.1
172519	W-012	45.9	46.7	23	< 0.5	0.2	9	6.4	1.6	76.2	160	20.3	84	19.2	1.24	18.4	3.4	21.4
172520	W-012	47.6	48.0	17	< 0.5	< 0.2	6	4.1	3.2	75.9	156	19.5	79.3	17.5	0.85	16.8	3.1	20.2
172521	W-012	48.1	49.3	5	< 0.5	< 0.2	5	5.3	3.2	64.9	144	17.2	70.6	16.0	0.76	15.0	2.7	16.5
172522	W-012	52.0	52.8	< 2	< 0.5	0.2	7	6.5	2.3	71.6	148	18.5	75.2	16.6	0.68	15.2	2.7	16.4
172523	W-012	52.8	53.0	3	< 0.5	< 0.2	9	5	0.6	84	181	21.8	88.5	19.5	0.90	19.2	3.5	22.4
172524	W-012	54.7	55.2	6	< 0.5	0.2	24	8.3	1.2	68.5	153	18.8	77.2	17.4	3.58	16.0	2.8	17.1
172525	W-012	55.2	55.8	9	< 0.5	0.3	51	10.9	1.3	41.3	97.5	13.2	58.2	14.9	4.53	14.3	2.4	14.1
172526	W-012	55.8	57.0	12	0.8	0.3	31	8.6	2.2	38.2	92.9	12.9	57.7	15.1	5.23	15.0	2.5	14.5
172527	W-012	61.0	61.4	24	3.1	< 0.2	12	9.5	< 0.5	71.4	147	18.5	74.9	16.5	0.82	15.6	2.7	16.9
172528	W-012	61.4	62.0	6	1.2	< 0.2	11	5	1.2	78	158	20	80.7	17.6	0.77	15.8	2.8	17.9
172529	W-012	62.0	63.5	10	< 0.5	< 0.2	7	2.8	0.9	64.5	131	16.9	68.1	14.8	0.60	13.3	2.4	14.7
172530	W-012	63.5	64.8	11	0.6	< 0.2	7	5.6	1.1	70.3	145	18.3	73.9	16.2	0.65	14.6	2.6	16.3
172531	W-012	64.8	65.1	2	< 0.5	< 0.2	11	11.2	0.7	63.2	136	16.5	67	14.9	0.67	13.3	2.4	15.0
172532	W-012	71.6	72.1	46	< 0.5	< 0.2	4	4.9	0.6	73.7	153	19.2	76.9	16.6	0.69	15.7	2.9	18.2

Analyte Symbol	drill-hole	from	to	Mo	Ag	In	Sn	Sb	Cs	La	Ce	Pr	Nd	Sm	Eu	Gd	Tb	Dy
Unit Symbol				ppm	ppm	ppm	ppm	ppm	ppm	ppm	ppm	ppm	ppm	ppm	ppm	ppm	ppm	ppm
Detection Limit				2	0.5	0.2	1	0.5	0.5	0.1	0.1	0.05	0.1	0.1	0.05	0.1	0.1	0.1
Analysis Method				FUS-MS	FUS-MS	FUS-MS	FUS-MS	FUS-MS	FUS-MS	FUS-MS	FUS-MS	FUS-MS	FUS-MS	FUS-MS	FUS-MS	FUS-MS	FUS-MS	FUS-MS
172533	W-012	72.1	72.6	16	< 0.5	< 0.2	4	< 0.5	1.9	72.1	145	19.1	76.9	16.8	0.71	15.4	2.7	16.8
172534	W-012	72.6	73.3	8	< 0.5	< 0.2	5	2.5	2	76.3	149	19.9	80.8	17.8	0.77	16.0	2.9	17.9
172535	W-012	106.4	107.0	10	< 0.5	< 0.2	5	5	< 0.5	67.8	149	17.7	71.8	15.8	0.92	14.7	2.6	15.6
172536	W-012	107.0	107.3	3	< 0.5	< 0.2	4	9.5	< 0.5	60.9	131	15.2	61.1	13.3	1.02	12.5	2.1	12.7
172537	W-012	107.3	107.7	5	< 0.5	< 0.2	4	4.8	0.6	63.4	136	16.4	66.8	14.8	0.79	13.1	2.4	14.8
172538	W-012	121.0	122.2	> 100	< 0.5	< 0.2	4	4.8	1.6	51.5	117	14.3	58.6	13.1	0.62	12.6	2.3	15.1
172539	W-012	122.2	123.0	3	< 0.5	< 0.2	3	< 0.5	1.5	57	128	15.8	64.4	14.3	0.69	13.4	2.4	15.1
172540	W-012	152.3	152.6	20	< 0.5	< 0.2	3	< 0.5	0.6	63.9	141	17.2	71.4	16.4	0.78	15.2	2.7	17.0
172541	W-012	152.6	152.9	21	< 0.5	< 0.2	7	8.4	< 0.5	68.5	148	17.8	73.4	16.7	0.78	15.3	2.7	16.4
172542	W-012	152.9	153.3	17	< 0.5	< 0.2	3	1.5	0.7	62.5	139	17	69.1	15.3	0.75	14.2	2.6	16.8
172543	W-012	153.8	155.1	6	< 0.5	< 0.2	5	2.8	0.6	65.5	142	17.4	71.1	15.9	0.72	14.3	2.6	16.6
172544	W-012	155.1	156.1	13	< 0.5	< 0.2	4	4.6	1	64.3	142	17.2	70.1	15.5	0.74	13.7	2.5	15.5
172545	W-012	156.1	157.0	9	< 0.5	< 0.2	3	< 0.5	0.7	69.1	150	18.1	69.4	13.5	0.70	14.1	2.5	15.4
172546	W-012	157.0	159.0	10	< 0.5	< 0.2	3	< 0.5	0.8	76.6	165	20.3	78.4	15.6	0.80	15.7	2.9	18.4
172547	W-012	159.1	159.6	> 100	< 0.5	< 0.2	4	4.6	1.1	71.5	152	18.5	70.6	13.8	0.71	14.1	2.5	15.5
172548	W-012	159.6	160.0	14	< 0.5	< 0.2	3	< 0.5	1.5	76.5	166	19.9	76	14.7	0.80	15.2	2.7	16.5
172549	W-012	160.0	160.8	22	< 0.5	< 0.2	6	< 0.5	< 0.5	80.7	175	20.9	80	15.6	0.81	16.9	3.1	19.8
172550	W-012	160.8	161.2	25	< 0.5	< 0.2	4	< 0.5	0.5	75.7	162	19.4	74.2	14.5	0.75	14.7	2.7	16.9
172551	W-012	161.2	161.8	10	< 0.5	< 0.2	7	< 0.5	0.6	76.6	165	20.3	78.1	15.5	0.87	16.2	2.9	18.2
172552	W-012	161.8	162.3	71	< 0.5	< 0.2	6	2.5	0.7	79	172	20.7	79.3	15.5	0.79	16.2	3.0	19.5
172553	W-012	162.3	163.0	24	< 0.5	< 0.2	2	< 0.5	1.7	74.1	160	19.4	74	14.3	0.73	14.5	2.6	16.0
172554	W-012	163.0	163.5	33	< 0.5	0.2	5	< 0.5	1.3	78	163	19.8	76.4	15.2	0.83	15.7	2.8	17.8
172555	W-012	163.5	164.0	15	< 0.5	< 0.2	2	< 0.5	1.5	68.8	149	17.9	68.3	13.3	0.69	13.5	2.4	15.4
172556	W-012	164.0	165.0	7	< 0.5	< 0.2	4	< 0.5	1.1	75.1	164	20	76.6	15.0	0.75	14.8	2.6	16.2
172557	W-012	165.0	165.4	4	< 0.5	< 0.2	4	2.7	0.8	71.8	157	19	72.8	14.2	0.72	13.8	2.4	15.1
172558	W-012	165.4	166.0	9	< 0.5	< 0.2	5	< 0.5	1	84.8	182	22.3	85.8	17.0	0.86	17.2	3.1	19.5
172559	W-012	166.0	167.3	3	< 0.5	< 0.2	8	< 0.5	2.3	111	240	29.4	113	22.1	1.14	23.1	4.1	25.9
172560	W-012	167.3	168.5	9	< 0.5	< 0.2	9	< 0.5	2.1	110	240	29.6	114	22.4	1.09	23.4	4.2	25.9
172561	W-012	168.5	169.8	5	< 0.5	< 0.2	7	0.7	1.9	94.4	203	24.9	95.3	18.5	0.99	19.0	3.4	20.8
172562	W-012	169.8	170.4	6	< 0.5	< 0.2	7	< 0.5	1.6	98.5	208	25.4	97.3	19.0	0.85	18.8	3.4	20.9
172563	W-012	170.4	171.2	3	< 0.5	< 0.2	7	1.4	1.4	99.8	212	25.9	99	19.3	0.89	18.9	3.3	19.9

Analyte Symbol	drill-hole	from	to	Mo	Ag	In	Sn	Sb	Cs	La	Ce	Pr	Nd	Sm	Eu	Gd	Tb	Dy
Unit Symbol				ppm	ppm	ppm	ppm	ppm	ppm	ppm	ppm	ppm	ppm	ppm	ppm	ppm	ppm	ppm
Detection Limit				2	0.5	0.2	1	0.5	0.5	0.1	0.1	0.05	0.1	0.1	0.05	0.1	0.1	0.1
Analysis Method				FUS-MS	FUS-MS	FUS-MS	FUS-MS	FUS-MS	FUS-MS	FUS-MS	FUS-MS	FUS-MS	FUS-MS	FUS-MS	FUS-MS	FUS-MS	FUS-MS	FUS-MS
172564	W-012	171.2	171.6	4	0.6	< 0.2	5	< 0.5	1.3	86.8	187	22.9	87.3	16.9	0.80	17.6	3.1	19.1
172565	W-012	171.6	173.1	8	< 0.5	< 0.2	5	< 0.5	1.7	88.4	173	19.1	79.4	18.2	0.74	17.5	3.1	18.8
172567	W-012	173.1	173.6	9	< 0.5	< 0.2	5	< 0.5	2.2	87.3	171	19	72.1	16.4	0.67	16.7	2.8	16.7
172568	W-012	173.6	174.5	11	< 0.5	< 0.2	3	< 0.5	1.5	78.1	168	20.6	79.4	15.7	0.95	16.1	2.8	17.2
172569	W-012	174.5	174.9	7	< 0.5	< 0.2	4	< 0.5	1	78.3	169	20.5	78.8	15.5	0.81	16.0	2.8	17.0
172570	W-012	174.9	176.1	6	< 0.5	< 0.2	3	< 0.5	0.7	71.8	156	19	72.8	14.2	0.65	14.4	2.5	15.7
172571	W-012	183.6	183.8	5	< 0.5	< 0.2	4	< 0.5	1.2	65.2	141	17	64.6	12.4	0.55	12.7	2.3	14.6
172572	W-012	183.8	184.2	7	< 0.5	< 0.2	6	2.1	2	102	215	26.3	100	19.3	0.89	20.0	3.5	21.9
172573	W-012	184.2	184.5	9	< 0.5	< 0.2	5	< 0.5	1.4	80.1	168	20.5	77.1	14.4	0.65	14.8	2.6	16.5
172574	W-012	184.5	184.7	2	< 0.5	0.8	25	4	0.9	105	236	29.9	115	22.8	1.41	24.2	4.4	28.2
172575	W-012	184.7	185.1	2	< 0.5	1.3	31	5.7	0.6	164	368	46.5	177	34.4	1.75	35.7	6.3	38.2
172576	W-012	185.1	186.1	5	< 0.5	< 0.2	5	< 0.5	1.3	85.6	173	22.2	84.3	16.2	0.73	16.7	2.9	18.1
172577	W-012	186.1	182.0	9	< 0.5	< 0.2	5	< 0.5	1.1	95	204	25.4	97.3	19.1	0.88	20.3	3.6	22.2
172578	W-012	187.0	188.0	9	< 0.5	< 0.2	3	< 0.5	1	77.4	167	20.5	78.6	15.5	0.69	15.2	2.7	16.8
172579	W-012	188.0	188.5	4	< 0.5	< 0.2	3	< 0.5	0.9	69.2	148	18	68.4	13.1	0.58	13.6	2.4	15.2
172580	W-012	188.5	189.7	13	< 0.5	< 0.2	3	< 0.5	1.2	77.8	167	20.7	79.1	15.3	0.70	15.4	2.7	17.0
172581	W-012	189.7	190.7	5	< 0.5	< 0.2	3	2.8	1.4	84.1	184	22.2	84.7	16.5	0.74	17.0	3.0	18.9
172582	W-012	190.7	191.3	3	< 0.5	< 0.2	3	< 0.5	1.5	81.8	179	21.7	82.8	16.1	0.70	16.5	2.9	18.1
172583	W-012	191.3	191.7	3	< 0.5	< 0.2	5	2.2	1.5	87.7	193	22.9	87.5	17.0	0.76	17.6	3.1	19.6
172584	W-012	191.7	192.5	8	< 0.5	< 0.2	4	< 0.5	2.2	78.2	167	20.3	77.3	14.8	0.68	15.2	2.7	17.1
172585	W-012	192.5	193.2	4	< 0.5	< 0.2	4	< 0.5	1.3	83.6	180	21.8	83.1	16.1	0.72	16.7	2.9	17.9
172586	W-012	193.2	193.9	10	< 0.5	< 0.2	4	0.7	1.3	77.6	170	20.5	77.6	14.8	0.68	14.9	2.7	16.7
172587	W-012	199.5	199.9	9	< 0.5	< 0.2	2	< 0.5	1.4	63.7	137	16	64.5	14.1	0.61	13.2	2.3	14.6
172588	W-012	199.9	200.0	10	< 0.5	< 0.2	4	5	2.2	70.8	151	18.6	82.3	21.0	0.99	24.2	4.4	27.7
172589	W-012	200.0	200.5	6	< 0.5	< 0.2	3	0.6	1.2	65.3	143	16.7	67.5	14.8	0.61	14.0	2.5	15.6
172590	W-012	200.5	201.0	8	< 0.5	< 0.2	4	9.4	2.1	45.9	93.8	12.1	49.4	11.0	0.76	10.3	1.8	11.3
172591	W-012	201.0	203.8	7	< 0.5	< 0.2	4	5.1	1.3	83.4	169	21.4	86	18.6	0.72	16.8	2.9	17.6
172592	W-012	203.8	205.1	7	< 0.5	< 0.2	4	< 0.5	1.1	68.5	144	17.8	73.3	16.6	0.64	15.7	2.8	17.3
172593	W-012	205.1	206.0	8	< 0.5	< 0.2	4	7.5	1.8	69.2	153	18.3	75.4	17.2	0.76	16.8	3.0	18.6
172594	W-012	206.0	206.8	7	< 0.5	< 0.2	4	2.9	2.5	67.2	137	17.4	70.5	15.5	0.66	14.3	2.5	15.6
172595	W-012	206.8	207.2	26	3.2	< 0.2	7	5.2	3.9	106	222	29	128	31.0	1.44	32.8	5.9	36.6

Analyte Symbol	drill-hole	from	to	Mo	Ag	In	Sn	Sb	Cs	La	Ce	Pr	Nd	Sm	Eu	Gd	Tb	Dy
Unit Symbol				ppm	ppm	ppm	ppm	ppm	ppm	ppm	ppm	ppm	ppm	ppm	ppm	ppm	ppm	ppm
Detection Limit				2	0.5	0.2	1	0.5	0.5	0.1	0.1	0.05	0.1	0.1	0.05	0.1	0.1	0.1
Analysis Method				FUS-MS	FUS-MS	FUS-MS	FUS-MS	FUS-MS	FUS-MS	FUS-MS	FUS-MS	FUS-MS	FUS-MS	FUS-MS	FUS-MS	FUS-MS	FUS-MS	FUS-MS
172596	W-012	207.2	208.3	10	2	< 0.2	4	4.5	2.6	91.2	189	22.3	90.2	19.8	0.83	19.1	3.4	20.6
172597	W-012	208.3	208.9	2	1.5	< 0.2	4	6.1	1.7	76.5	164	18.8	76.7	17.2	0.71	15.4	2.7	16.9
172598	W-012	208.9	210.5	12	1.1	< 0.2	4	5.2	1.6	83.4	176	21	84.6	18.4	0.80	17.9	3.1	18.7
172599	W-012	210.5	212.0	17	1.3	< 0.2	4	8.4	0.7	84.7	180	21.6	87.6	19.3	0.77	18.0	3.2	19.3
172600	W-012	212.0	213.2	4	1.6	< 0.2	4	5.7	1.5	97.4	216	24.4	98.5	21.4	0.91	21.0	3.7	22.2
172601	W-012	213.2	213.6	4	1.5	< 0.2	4	6.9	1	105	227	26.6	109	24.3	1.02	22.9	4.1	25.1
172602	W-012	213.6	214.0	6	1.1	< 0.2	4	10	2	80.3	173	20.7	82.5	17.6	0.71	16.4	2.9	17.8
172603	W-012	214.0	214.3	< 2	1.8	< 0.2	6	6.6	2.7	107	225	27.4	111	24.5	1.06	24.2	4.3	26.5
172604	W-012	214.3	215.0	2	1.4	< 0.2	7	7.4	2.3	115	248	28.7	117	26.1	1.15	24.7	4.3	26.0
172605	W-012	215.0	215.5	< 2	1.7	< 0.2	7	6.2	1.8	125	268	31.9	129	28.2	1.33	26.4	4.6	28.4
172606	W-012	215.5	215.8	12	1.2	< 0.2	3	5.1	1.5	82.8	176	20.6	83.4	18.3	0.71	16.1	2.8	16.7
172607	W-012	215.8	217.0	8	1.6	< 0.2	4	9.8	1.4	88.6	189	22.4	90.8	19.9	0.85	18.7	3.3	21.0
172608	W-012	217.0	217.8	9	1.3	< 0.2	5	6.1	2	80.3	173	20.4	82.6	18.1	0.84	16.6	3.0	18.7
172609	W-012	217.8	218.8	13	1.5	< 0.2	4	6.1	2.9	76.4	161	19	77.3	17.2	0.75	16.1	2.9	18.0
172610	W-012	218.8	219.2	22	1.4	< 0.2	4	5	4.5	77.3	169	19.8	80	17.5	0.75	16.7	3.0	19.0
172611	W-012	219.2	220.0	33	1.5	< 0.2	5	7.5	5.2	76.1	159	19	77.5	17.2	0.79	16.0	2.9	18.5
172612	W-012	220.0	220.8	8	1.5	< 0.2	4	7.8	6.3	72.5	153	18	72.9	16.1	0.94	15.4	2.7	16.3
172613	W-012	224.6	225.0	12	1.1	< 0.2	4	4.2	7	72.8	158	18.4	74.5	16.4	1.12	15.3	2.7	16.5
172614	W-012	225.0	226.6	15	1.5	< 0.2	3	1.6	3.7	80.7	172	20.3	81.2	17.5	0.74	17.1	3.0	18.1
172615	W-012	226.6	227.6	4	2.1	< 0.2	6	1.3	2.9	98.6	214	25	100	21.6	0.93	20.1	3.2	19.6
172616	W-012	253.0	253.8	< 2	< 0.5	< 0.2	2	8.3	2.9	14.6	35.1	4.62	21.2	5.7	2.13	6.5	1.1	6.5
172617	W-012	253.8	255.0	< 2	0.5	< 0.2	2	3.7	4.6	26.2	63.2	8.33	36.9	9.4	3.19	9.9	1.7	9.6
172618	W-012	255.0	255.7	< 2	< 0.5	< 0.2	2	7.9	2.1	15.6	37.7	5.1	23.3	6.2	2.30	7.0	1.2	6.9
172619	W-012	255.7	256.1	< 2	< 0.5	< 0.2	2	14.9	1.5	22.2	51.1	6.36	27.4	6.7	2.08	6.7	1.1	6.6
172620	W-012	256.1	256.4	< 2	< 0.5	< 0.2	2	5	2.6	18.6	44.1	5.7	25.5	6.6	2.23	6.8	1.1	6.7
172621	W-012	256.4	257.0	< 2	< 0.5	< 0.2	2	10.6	5.4	21.3	49.3	6.39	27.4	6.7	2.32	6.8	1.1	6.4
172622	W-012	112.0	112.7	48	1	< 0.2	4	< 0.5	1.4	66.2	143	16.6	65.6	13.8	0.67	13.0	2.1	12.2
172623	W-012	112.7	113.0	> 100	1.3	< 0.2	3	< 0.5	1.1	55.1	122	14.5	58.3	12.7	0.58	12.0	2.0	12.3
172624	W-012	113.0	113.4	18	1	< 0.2	2	< 0.5	0.6	62.8	136	15.5	62	13.2	0.63	12.7	2.0	12.5
172625	W-012	113.4	115.0	14	0.8	< 0.2	3	1.2	1.9	61.5	135	15.7	63.7	14.0	0.64	12.9	2.2	13.5
172626	W-012	115.0	116.2	11	1.5	< 0.2	3	< 0.5	3.9	76.1	165	19.7	79.5	17.3	0.83	16.3	2.7	16.4

Analyte Symbol	drill-hole	from	to	Mo	Ag	In	Sn	Sb	Cs	La	Ce	Pr	Nd	Sm	Eu	Gd	Tb	Dy
Unit Symbol				ppm	ppm	ppm	ppm	ppm	ppm	ppm	ppm	ppm	ppm	ppm	ppm	ppm	ppm	ppm
Detection Limit				2	0.5	0.2	1	0.5	0.5	0.1	0.1	0.05	0.1	0.1	0.05	0.1	0.1	0.1
Analysis Method				FUS-MS	FUS-MS	FUS-MS	FUS-MS	FUS-MS	FUS-MS	FUS-MS	FUS-MS	FUS-MS	FUS-MS	FUS-MS	FUS-MS	FUS-MS	FUS-MS	FUS-MS
172627	W-019	33.1	34.0	3	1.4	< 0.2	5	3.1	1.5	69.5	146	17.4	70.2	15.4	1.01	14.8	2.5	15.3
172628	W-019	34.0	34.5	3	1.5	0.2	6	2.7	1.6	78.6	168	20.1	80.5	17.3	0.76	16.4	2.8	16.6
172629	W-019	34.5	35.5	3	1	0.2	5	0.9	1.3	60	132	15.7	62.9	13.6	1.06	13.3	2.3	14.0
172630	W-019	35.5	37.8	16	0.7	< 0.2	5	3.5	1.9	71.5	155	18.6	73.7	15.6	0.65	14.9	2.6	16.3
172631	W-019	37.8	39.1	3	< 0.5	< 0.2	5	< 0.5	2	78.4	169	20	80.1	17.2	0.72	15.9	2.7	17.6
172632	W-019	39.1	40.2	3	< 0.5	< 0.2	5	3.5	1.8	75.1	162	19.4	77.2	16.5	0.67	15.0	2.6	16.2
172633	W-019	45.8	46.3	4	< 0.5	< 0.2	5	2.3	5.7	67.2	153	19	79.5	18.5	4.30	17.9	2.9	18.0
172634	W-019	46.3	46.7	4	< 0.5	< 0.2	5	1.8	10.1	70.1	157	19.2	78.1	17.4	3.61	16.3	2.7	16.8
172635	W-019	46.7	47.0	3	< 0.5	< 0.2	5	2.4	10.1	70.3	157	19.4	79.7	18.0	3.89	17.0	2.9	17.6
172636	W-019	47.0	47.7	4	< 0.5	< 0.2	6	4	8.3	66	150	18.6	77.7	18.1	4.57	17.3	2.9	17.6
172637	W-019	47.7	48.4	< 2	< 0.5	< 0.2	2	7.1	5.1	39.5	99	13.8	61.4	15.9	6.91	16.3	2.7	14.8
172638	W-019	48.4	48.9	< 2	< 0.5	< 0.2	2	2.3	3.7	34.7	86.4	12.1	54.6	14.3	6.31	14.3	2.3	13.0
172639	W-019	48.9	49.7	< 2	< 0.5	< 0.2	5	< 0.5	5.4	73.5	160	19.3	76.9	18.4	0.87	15.3	2.7	16.5
172640	W-019	52.3	54.7	x	x	x	x	x	x	x	x	x	x	x	x	x	x	x
172641	W-019	54.7	55.4	3	< 0.5	< 0.2	5	< 0.5	1.8	82.6	179	21.3	74.1	16.0	0.65	16.0	2.7	16.0
172642	W-019	55.4	55.9	4	< 0.5	< 0.2	5	< 0.5	1.9	84	180	21.2	73.7	16.1	0.66	16.1	2.7	16.1
172643	W-019	55.9	57.9	7	< 0.5	< 0.2	5	< 0.5	1.6	86.6	187	21.9	75.8	16.8	0.68	16.7	2.9	16.6
172644	W-019	57.9	58.4	12	< 0.5	< 0.2	5	4.1	2.1	80.1	171	20.4	71.9	15.4	0.62	15.3	2.7	15.7
172645	W-019	58.4	59.0	21	< 0.5	< 0.2	6	< 0.5	2.3	81	175	20.5	75.3	15.5	0.62	15.7	2.6	15.7
172646	W-019	59.0	60.5	78	< 0.5	< 0.2	5	< 0.5	2.4	86.1	186	22.2	82.3	16.8	0.83	21.3	3.7	21.2
172647	W-019	60.5	62.8	11	< 0.5	< 0.2	5	3	1.8	73.7	160	19.5	77.9	16.7	0.71	15.5	2.7	16.9
172648	W-019	64.7	65.6	5	< 0.5	< 0.2	4	2	2.2	76.4	168	19.4	77.4	16.5	0.74	15.9	2.8	17.5
172649	W-019	65.6	66.6	11	< 0.5	< 0.2	5	3.7	2	73.9	160	18.7	74.7	16.0	0.66	14.3	2.5	15.5
172650	W-019	66.6	67.5	8	< 0.5	< 0.2	4	3.9	1.9	74.2	161	19.3	73.7	14.3	0.59	16.2	2.8	16.7
172651	W-019	67.5	68.7	8	< 0.5	< 0.2	6	10.4	2.6	81.1	173	21.7	82.7	16.0	0.66	17.7	2.9	18.3
172652	W-019	68.7	69.2	6	< 0.5	< 0.2	6	4.7	2.2	84.3	179	21.9	84	16.5	0.68	18.1	3.0	18.5
172653	W-019	69.2	70.8	10	< 0.5	< 0.2	8	7	4	88.9	189	23	87.8	17.0	0.74	19.1	3.2	19.7
172654	W-019	70.8	71.7	3	< 0.5	< 0.2	6	8.4	2.6	86.4	185	22.4	85.5	16.6	0.68	18.2	3.0	18.7
172655	W-019	71.7	73.3	9	< 0.5	< 0.2	5	6.4	2.2	76.4	165	20	76.5	14.9	0.60	16.1	2.7	16.6
172656	W-019	73.3	74.2	< 2	< 0.5	< 0.2	7	10	2.1	75	168	21	79.5	15.1	0.61	16.9	2.8	17.2
172657	W-019	74.2	76.5	6	< 0.5	< 0.2	6	< 0.5	2.1	89.6	165	18.6	74.6	16.1	0.66	15.1	2.6	16.3

Analyte Symbol	drill-hole	from	to	Mo	Ag	In	Sn	Sb	Cs	La	Ce	Pr	Nd	Sm	Eu	Gd	Tb	Dy
Unit Symbol				ppm	ppm	ppm	ppm	ppm	ppm	ppm	ppm	ppm	ppm	ppm	ppm	ppm	ppm	ppm
Detection Limit				2	0.5	0.2	1	0.5	0.5	0.1	0.1	0.05	0.1	0.1	0.05	0.1	0.1	0.1
Analysis Method				FUS-MS	FUS-MS	FUS-MS	FUS-MS	FUS-MS	FUS-MS	FUS-MS	FUS-MS	FUS-MS	FUS-MS	FUS-MS	FUS-MS	FUS-MS	FUS-MS	FUS-MS
172658	W-019	76.5	77.2	5	< 0.5	< 0.2	10	9.4	2.3	83.8	179	22.2	85.3	16.8	0.77	18.8	3.1	18.8
172659	W-019	77.2	79.2	5	< 0.5	< 0.2	7	5.1	2.2	88.6	184	22.5	86.9	17.2	0.82	18.5	3.1	19.4
172660	W-019	80.2	81.2	3	< 0.5	< 0.2	7	9.7	1.9	85	183	22.7	86.4	16.7	0.82	18.8	3.1	19.3
172661	W-019	81.2	82.1	2	< 0.5	< 0.2	4	6.3	2	83.3	178	22.4	86.8	17.3	0.74	19.5	3.3	19.7
172662	W-019	82.1	82.9	2	< 0.5	< 0.2	4	< 0.5	2	95	173	20.2	82.4	18.3	0.78	17.3	3.1	18.8
172663	W-019	82.9	83.5	< 2	< 0.5	< 0.2	8	< 0.5	2.2	96.7	188	22.4	87.9	18.2	0.89	18.8	3.3	20.2
172664	W-019	109.4	110.5	< 2	< 0.5	< 0.2	4	< 0.5	1.6	79.9	149	16.7	68	15.0	0.69	13.6	2.4	15.3
172665	W-019	110.5	111.6	< 2	< 0.5	< 0.2	3	8.1	1.4	70.1	149	18.6	71.4	14.0	0.58	15.4	2.7	16.0
172666	W-019	111.6	111.9	6	< 0.5	< 0.2	4	6.7	1.5	80.2	167	20.6	79.5	15.8	0.81	17.5	3.1	18.6
172667	W-019	111.9	112.4	6	< 0.5	< 0.2	4	5.1	1.3	70.9	149	18.3	70.4	13.9	0.66	14.9	2.6	16.3
172668	W-019	112.4	112.9	< 2	< 0.5	< 0.2	4	3.1	1.8	70.2	149	18.5	70.4	13.7	0.68	14.9	2.6	16.0
172669	W-019	112.9	113.9	2	< 0.5	< 0.2	3	4.1	1.6	77.9	163	20.4	77.6	14.9	0.72	16.6	2.9	18.1
172670	W-019	113.9	115.1	19	< 0.5	< 0.2	5	8.9	1.6	80.1	170	20.8	80.4	16.1	0.77	17.8	3.1	19.3
172671	W-019	115.1	116.1	51	< 0.5	< 0.2	4	4.8	1.6	72	153	18.9	72.8	14.4	0.73	16.2	2.9	17.6
172672	W-019	116.1	117.6	3	< 0.5	< 0.2	4	5.9	1.8	74	159	19.3	73.7	14.3	0.73	15.3	2.7	16.6
172673	W-019	117.6	118.9	17	< 0.5	< 0.2	5	3.4	1.1	69.3	144	18.1	69.7	13.8	0.86	15.1	2.7	16.2
172674	W-019	118.9	121.5	4	< 0.5	< 0.2	4	6.1	1.1	72.5	155	19.2	73.2	14.2	0.68	16.1	2.8	17.5
172675	W-019	128.0	128.6	6	< 0.5	< 0.2	5	7.3	1	75.1	160	19.7	76	15.1	0.71	16.5	2.9	17.5
172676	W-019	128.6	130.0	4	< 0.5	< 0.2	3	3.2	0.9	75	163	19.9	75.4	14.4	0.75	16.0	2.8	17.4
172677	W-019	130.0	131.8	5	< 0.5	< 0.2	4	5.5	1	74.7	159	19.4	74.9	15.0	0.72	16.3	2.9	17.8
172678	W-019	131.8	133.9	4	< 0.5	< 0.2	5	5.4	0.9	74.2	158	19.3	73.5	14.3	0.68	15.4	2.7	16.6
172679	W-019	133.9	135.0	4	< 0.5	< 0.2	5	4.8	1	80.4	168	20.5	78.3	15.2	0.72	16.3	2.9	17.6
172680	W-019	135.0	135.3	3	< 0.5	0.4	13	7.5	1.3	39	86.9	11	43.5	9.2	1.90	10.5	1.8	11.1
172681	W-019	135.6	136.2	< 2	< 0.5	< 0.2	6	6.5	1.2	76	166	19.9	75.9	14.7	0.68	15.4	2.7	17.0
172682	W-019	136.2	136.7	2	< 0.5	< 0.2	4	4.6	1	67.2	143	17.6	67.8	13.4	0.63	14.3	2.5	15.5
172683	W-019	136.7	137.4	< 2	< 0.5	< 0.2	5	4.8	1.2	80.8	174	20.7	79.1	15.3	0.70	16.8	3.0	18.1
172684	W-019	137.4	138.2	< 2	< 0.5	< 0.2	6	7.9	1	84.1	178	21.9	83.9	16.3	0.74	17.4	3.1	19.6
172685	W-019	138.2	138.6	3	< 0.5	< 0.2	5	5.8	1.1	74.8	161	19.6	74.9	14.5	0.69	15.5	2.8	17.3
172686	W-019	138.6	142.0	< 2	< 0.5	< 0.2	4	3.7	1.2	75.5	164	19.7	75.2	14.7	0.70	15.6	2.8	17.4
172687	W-019	142.0	142.9	< 2	< 0.5	< 0.2	5	< 0.5	1.1	82.7	155	17.6	71.6	15.9	0.67	14.9	2.6	16.4
172688	W-019	142.9	143.6	< 2	< 0.5	< 0.2	4	5.2	1.4	70.8	155	19	73.2	14.5	0.77	15.6	2.8	17.6

Analyte Symbol	drill-hole	from	to	Mo	Ag	In	Sn	Sb	Cs	La	Ce	Pr	Nd	Sm	Eu	Gd	Tb	Dy
Unit Symbol				ppm	ppm	ppm	ppm	ppm	ppm	ppm	ppm	ppm	ppm	ppm	ppm	ppm	ppm	ppm
Detection Limit				2	0.5	0.2	1	0.5	0.5	0.1	0.1	0.05	0.1	0.1	0.05	0.1	0.1	0.1
Analysis Method				FUS-MS	FUS-MS	FUS-MS	FUS-MS	FUS-MS	FUS-MS	FUS-MS	FUS-MS	FUS-MS	FUS-MS	FUS-MS	FUS-MS	FUS-MS	FUS-MS	FUS-MS
172689	W-019	143.6	143.9	< 2	< 0.5	< 0.2	2	9.9	8.1	19.6	46.7	6.4	26.8	6.3	2.49	7.5	1.3	7.7
172690	W-019	149.3	150.1	3	< 0.5	< 0.2	3	< 0.5	2.9	71.1	153	18.2	72.4	15.4	0.66	14.5	2.6	16.0
172691	W-019	150.1	151.2	< 2	< 0.5	< 0.2	5	4.6	0.7	73.7	158	19.1	72.9	14.2	0.67	16.0	2.8	17.2
172692	W-019	151.2	152.0	3	< 0.5	< 0.2	4	< 0.5	2.8	53.8	118	14.2	51.3	11.6	1.53	12.0	2.0	12.1
172693	W-019	152.0	152.6	8	< 0.5	< 0.2	5	< 0.5	1.3	70.6	152	19.2	66	14.0	1.06	15.6	2.5	14.8
172694	W-019	152.6	153.5	10	< 0.5	< 0.2	5	1.7	1.6	73.1	156	19.6	67.2	14.3	0.79	15.3	2.6	15.1
172695	W-019	153.5	155.4	9	< 0.5	< 0.2	4	3.2	1.7	75.3	159	20.6	70	14.3	0.65	15.2	2.5	14.7
172696	W-019	155.4	156.6	14	< 0.5	< 0.2	3	< 0.5	1.5	76	163	20.4	69.3	14.8	0.64	15.7	2.6	15.4
172697	W-019	156.6	158.1	9	< 0.5	< 0.2	4	< 0.5	1.4	68.2	150	18.6	63	13.5	0.63	15.1	2.5	14.7
172698	W-019	158.1	159.7	11	6.8	< 0.2	7	3.5	1.4	77.3	167	21.1	71.7	15.3	0.69	16.3	2.8	16.6
172699	W-019	159.7	161.5	11	< 0.5	< 0.2	6	< 0.5	1.2	83.5	177	22.4	76.7	16.0	0.71	17.7	3.0	18.0
172700	W-019	161.5	162.9	12	< 0.5	< 0.2	4	< 0.5	1.5	76.2	163	20.3	69.3	14.5	0.65	15.6	2.6	15.1
172701	W-019	162.9	163.2	13	< 0.5	< 0.2	5	9.2	2.2	75.7	162	20	76.7	15.1	0.74	16.4	2.9	18.4
172702	W-019	174.3	175.0	60	< 0.5	< 0.2	5	6.8	2.1	74.7	160	19.6	75.5	15.0	0.71	16.7	3.0	18.7
172703	W-019	175.0	176.1	4	< 0.5	< 0.2	6	4.7	2	73	157	19.2	75.7	15.7	0.84	17.5	3.1	19.7
172704	W-019	176.1	176.9	4	< 0.5	< 0.2	4	4.2	2.7	72.5	153	18.9	72.4	14.1	0.70	15.1	2.7	16.9
172705	W-019	176.9	177.4	11	< 0.5	< 0.2	4	13.1	4.3	34.6	81.2	10.7	44.1	10.0	3.41	11.6	2.0	11.8
172706	W-019	215.2	215.5	5	< 0.5	< 0.2	4	1.3	0.5	69.6	151	18.6	62.7	13.6	0.92	14.6	2.4	14.0
172707	W-019	215.5	216.3	12	< 0.5	< 0.2	2	0.8	3.6	44.3	102	13	46.4	10.5	2.07	11.7	1.9	10.7
172708	W-019	227.5	228.5	19	< 0.5	< 0.2	3	< 0.5	2.2	79.6	169	21.1	71.9	15.0	0.66	15.8	2.6	15.4
172709	W-019	228.5	230.1	38	1.1	< 0.2	4	3.7	1.6	83.3	182	22.6	79.5	16.8	0.78	18.3	3.1	17.8
172710	W-019	230.1	231.0	37	< 0.5	< 0.2	4	1.6	1.5	81.8	177	21.9	76.3	15.8	0.69	16.7	2.8	16.0
172711	W-019	231.0	231.7	44	< 0.5	< 0.2	3	< 0.5	1.8	81.8	175	21.9	75	15.8	0.69	17.0	2.8	16.6
172712	W-019	231.7	232.4	23	< 0.5	< 0.2	3	< 0.5	1.7	73.2	161	18.8	65.7	14.4	0.74	14.6	2.4	14.1
172713	W-019	232.4	233.5	44	0.7	< 0.2	5	1.5	2.1	72.7	159	18.6	65.1	14.3	0.67	14.5	2.4	14.0
172714	W-019	233.5	234.8	14	< 0.5	< 0.2	4	1.9	1.5	78.3	171	20.2	69.2	15.1	0.66	15.7	2.5	15.1
172715	W-019	241.4	241.9	72	< 0.5	< 0.2	4	< 0.5	2.1	84.5	185	22.4	78	17.5	0.85	18.5	3.1	18.6
172716	W-019	241.9	242.2	15	< 0.5	< 0.2	5	> 200	2	84.4	182	21.6	74.8	16.4	0.72	16.4	2.8	16.5
172717	W-021	59.1	59.3	4	< 0.5	< 0.2	4	7	1.9	87.7	182	22.3	78.7	17.3	0.92	17.4	2.8	16.4
172718	W-021	59.3	59.6	2	< 0.5	< 0.2	5	1.9	1.6	89	187	22.4	80.2	17.1	0.71	17.2	2.8	16.3
172719	W-021	59.6	59.8	4	0.5	< 0.2	5	1.7	1.2	82.8	177	21	74.7	15.5	0.64	15.7	2.6	14.9

Analyte Symbol	drill-hole	from	to	Mo	Ag	In	Sn	Sb	Cs	La	Ce	Pr	Nd	Sm	Eu	Gd	Tb	Dy
Unit Symbol				ppm	ppm	ppm	ppm	ppm	ppm	ppm	ppm	ppm	ppm	ppm	ppm	ppm	ppm	ppm
Detection Limit				2	0.5	0.2	1	0.5	0.5	0.1	0.1	0.05	0.1	0.1	0.05	0.1	0.1	0.1
Analysis Method				FUS-MS	FUS-MS	FUS-MS	FUS-MS	FUS-MS	FUS-MS	FUS-MS	FUS-MS	FUS-MS	FUS-MS	FUS-MS	FUS-MS	FUS-MS	FUS-MS	FUS-MS
172720	W-021	59.8	60.0	< 2	< 0.5	< 0.2	5	< 0.5	1.2	88.3	176	22.2	78.8	16.7	0.72	17.1	2.8	15.9
172721	W-021	60.0	60.4	9	< 0.5	< 0.2	5	< 0.5	1.4	105	226	27.3	94.6	20.6	0.91	20.4	3.3	20.1
172722	W-021	60.4	60.6	79	< 0.5	0.3	14	12	2	458	1040	149	585	120.0	4.61	111.0	13.6	65.9
172723	W-021	60.6	60.8	9	< 0.5	< 0.2	4	8.2	2.1	75.8	162	20.4	79.7	16.2	0.84	18.7	3.2	18.4
172724	W-021	60.8	61.0	11	< 0.5	< 0.2	8	5.8	3.1	124	279	35.5	143	30.8	1.54	36.6	6.4	38.4
172725	W-021	61.0	61.3	16	0.6	< 0.2	6	3	0.9	98.5	213	25.2	105	24.6	1.09	24.9	4.4	27.7
172726	W-021	61.3	61.6	10	< 0.5	< 0.2	3	< 0.5	1.2	71.3	151	17.9	71	14.9	0.65	14.4	2.5	15.3
172727	W-021	61.6	62.0	73	< 0.5	< 0.2	4	0.6	1	91.3	193	23.5	94.8	20.7	0.87	19.3	3.4	20.7
172728	W-021	62.0	62.3	52	< 0.5	< 0.2	5	5.1	1	90.2	186	22.6	90.2	19.2	0.81	18.8	3.3	19.9
172729	W-021	62.3	62.4	10	< 0.5	< 0.2	3	< 0.5	1.1	80.7	167	20.1	79.9	17.0	0.73	16.2	2.8	17.3
172730	W-021	62.4	62.7	11	< 0.5	< 0.2	5	2.4	1.1	87.5	186	22.5	90.7	19.8	0.84	19.1	3.4	21.4
172731	W-021	62.7	64.0	8	< 0.5	< 0.2	3	< 0.5	0.8	76.2	162	19.7	79.5	17.4	0.79	17.7	3.3	22.0
172732	W-021	64.0	65.1	11	< 0.5	< 0.2	3	2	1.1	77.5	163	19.3	77.7	16.9	0.74	16.4	3.0	18.9
172733	W-021	65.1	67.0	17	< 0.5	< 0.2	3	< 0.5	1.4	82.4	183	21.7	88.3	19.6	0.90	18.6	3.2	19.5
172734	W-021	67.0	67.5	7	< 0.5	< 0.2	3	< 0.5	1	68.1	148	17.8	73	16.4	0.83	16.0	2.8	17.0
172735	W-021	77.1	78.0	62	< 0.5	< 0.2	4	1.7	1.5	85.9	190	23.1	93.3	20.4	0.98	18.6	3.1	19.2
172736	W-021	78.0	78.3	> 100	6.9	< 0.2	4	4.4	0.8	155	333	41.3	166	35.8	1.57	30.3	4.7	26.3
172737	W-021	78.3	79.3	> 100	3.8	< 0.2	4	1.9	1.6	77.4	169	21.1	85.6	19.0	0.97	17.7	3.0	17.8
172738	W-021	79.3	79.6	6	1.1	< 0.2	5	2.7	2	80.9	177	21.5	87.3	19.3	0.86	17.7	2.9	17.7
276101	W-013	11.5	11.9	7	1.4	< 0.2	6	2	1.2	62	126	14.9	64.5	13.9	1.03	11.4	2.1	12.9
276102	W-013	11.9	13.9	14	2.3	< 0.2	4	< 0.5	2.6	66.2	137	16.4	69.9	15.2	0.74	13.7	2.6	15.1
276103	W-013	17.2	17.7	5	2.4	< 0.2	4	< 0.5	1.7	64.4	127	14.4	58.4	12.4	0.76	12.9	2.4	13.9
276104	W-013	33.0	34.0	2	< 0.5	< 0.2	4	< 0.5	1.4	60.3	131	16.4	56.3	12.5	1.03	13.9	2.2	11.8
276105	W-013	34.0	34.8	9	3.3	< 0.2	5	< 0.5	< 0.5	124	251	29.6	124	29.9	1.52	30.7	4.9	26.1
276106	W-013	34.8	36.7	< 2	0.8	< 0.2	4	1.6	< 0.5	133	257	30.1	123	26.6	1.13	26.8	4.7	27.7
276107	W-013	36.7	38.1	7	2.8	< 0.2	4	0.7	< 0.5	108	211	24.3	99.1	21.3	0.87	21.0	3.8	23.4
276108	W-013	38.1	39.0	15	0.8	< 0.2	4	0.7	< 0.5	108	212	24.4	102	23.1	1.00	24.5	4.5	26.8
276109	W-013	39.0	40.0	6	2.5	< 0.2	4	2.2	0.5	118	219	26.5	108	23.3	0.99	23.9	4.3	26.3
276110	W-013	44.0	45.0	2	0.5	< 0.2	4	1.8	0.9	79.7	157	18.1	75.7	16.3	0.73	15.6	2.8	16.7
276111	W-013	45.0	46.2	< 2	0.8	< 0.2	3	0.9	2.8	92.6	184	21.3	88.2	18.8	0.78	17.4	3.1	18.3
276112	W-013	46.2	47.0	2	1.6	< 0.2	4	< 0.5	0.9	101	197	22.7	92	19.1	0.83	17.7	3.0	17.5

Analyte Symbol	drill-hole	from	to	Mo	Ag	In	Sn	Sb	Cs	La	Ce	Pr	Nd	Sm	Eu	Gd	Tb	Dy
Unit Symbol				ppm	ppm	ppm	ppm	ppm	ppm	ppm	ppm	ppm	ppm	ppm	ppm	ppm	ppm	ppm
Detection Limit				2	0.5	0.2	1	0.5	0.5	0.1	0.1	0.05	0.1	0.1	0.05	0.1	0.1	0.1
Analysis Method				FUS-MS	FUS-MS	FUS-MS	FUS-MS	FUS-MS	FUS-MS	FUS-MS	FUS-MS	FUS-MS	FUS-MS	FUS-MS	FUS-MS	FUS-MS	FUS-MS	FUS-MS
276113	W-013	47.0	47.6	< 2	0.9	0.2	12	1.2	< 0.5	151	285	32.9	131	26.2	1.24	23.5	3.6	19.8
276114	W-013	61.6	62.0	94	1.5	< 0.2	5	2	0.7	108	209	23.8	97.2	21.4	0.97	23.0	4.0	23.5
276115	W-013	62.0	63.5	5	1.7	< 0.2	6	1.7	< 0.5	116	226	25.8	106	24.3	1.04	27.1	4.9	29.4
276116	W-013	63.5	64.0	4	1.5	< 0.2	3	0.6	1.3	83.4	161	18	72.6	15.1	0.63	14.3	2.6	14.9
276117	W-013	67.0	68.0	11	< 0.5	< 0.2	3	< 0.5	1.2	68.1	151	20.4	78.5	15.4	0.74	15.3	2.6	15.4
276118	W-013	68.0	69.0	5	< 0.5	< 0.2	3	< 0.5	1	37.6	87.6	12.8	51.3	11.0	0.53	12.0	2.2	14.4
276119	W-013	69.0	70.0	10	< 0.5	< 0.2	4	2.7	0.5	38.5	84.7	12.2	47.7	9.8	0.52	10.7	1.9	12.1
276120	W-013	70.0	71.0	8	< 0.5	< 0.2	4	2.4	1.5	57.6	120	13.6	54.7	11.9	0.61	10.7	1.8	11.4
276121	W-018	37.0	38.0	4	< 0.5	< 0.2	8	3.4	1.6	60.5	136	15.2	65.6	16.2	0.10	17.5	3.2	19.9
276122	W-018	48.0	49.0	12	0.5	< 0.2	12	11.9	< 0.5	77.7	166	19.4	73.1	13.8	0.59	14.9	2.7	16.7
276123	W-018	49.0	50.5	8	0.5	0.3	16	9.6	< 0.5	62.3	134	15.7	60.6	12.0	0.56	13.4	2.4	15.1
276124	W-018	61.0	62.0	< 2	2.2	< 0.2	5	2.6	< 0.5	144	265	31.1	124	25.4	1.03	23.3	4.0	23.4
276125	W-018	66.0	67.0	8	< 0.5	< 0.2	5	1.9	< 0.5	76.5	156	21.4	81.4	15.7	0.71	17.0	3.0	17.8
276126	W-018	77.0	78.0	< 2	< 0.5	< 0.2	5	< 0.5	< 0.5	75.4	150	20.5	78.9	15.6	0.59	15.3	2.7	16.0
276127	W-018	90.0	91.0	5	1.3	< 0.2	5	< 0.5	< 0.5	90.2	172	19.1	77	16.0	0.66	15.2	2.6	15.6
276128	W-018	91.0	92.0	3	1.5	< 0.2	7	< 0.5	< 0.5	96.5	176	20.8	82.9	17.2	0.73	16.3	2.9	16.9
276129	W-018	98.0	99.0	3	< 0.5	< 0.2	9	< 0.5	0.9	16.8	39.3	5.56	23.7	5.7	2.05	6.2	1.0	6.1
276130	W-018	38.0	39.0	3	< 0.5	< 0.2	8	2.7	1.4	56.4	128	14.1	61.7	15.5	0.09	16.6	3.0	19.5
276131	W-018	39.0	40.0	2	< 0.5	< 0.2	9	< 0.5	1.7	57.9	130	17.4	72.4	16.8	0.10	17.7	3.2	20.3
276132	W-018	40.0	41.0	4	0.6	< 0.2	7	< 0.5	1.2	60.8	138	18.4	76.3	17.5	0.08	19.0	3.4	21.5
276133	W-018	41.0	42.0	3	< 0.5	< 0.2	10	4	1.7	53.1	121	14	61.4	15.6	0.09	15.5	2.9	19.4
276134	W-018	42.0	43.0	3	< 0.5	< 0.2	8	< 0.5	1.5	55.8	128	16.6	69.7	16.3	0.09	17.3	3.1	19.9
276135	W-018	43.0	47.0	3	< 0.5	< 0.2	15	< 0.5	1.9	54.9	122	16.4	67.1	15.1	0.94	15.8	2.9	18.2
276136	W-018	83.1	84.1	6	1.1	0.2	9	< 0.5	< 0.5	82.3	166	17.9	72.4	15.4	0.87	14.0	2.6	15.5
276137	W-018	84.1	85.1	6	1.2	0.2	8	< 0.5	< 0.5	85.7	171	18.6	75.5	16.0	0.65	14.6	2.7	16.2
276138	W-018	85.1	86.1	4	< 0.5	< 0.2	6	5.3	< 0.5	73.5	155	16.7	67.3	14.6	0.59	14.8	2.6	15.8
276139	W-018	101.0	102.0	11	< 0.5	< 0.2	6	< 0.5	2.6	70.9	157	21.3	84.8	18.0	4.07	18.0	3.1	18.1
276140	W-018	102.0	103.9	4	< 0.5	< 0.2	6	< 0.5	1.3	77.7	168	22.7	89.5	18.6	4.08	18.6	3.2	18.5
276141	W-018	104.5	105.0	< 2	< 0.5	< 0.2	4	3.2	< 0.5	32.8	72.3	7.82	33.3	8.5	0.23	9.4	1.7	10.4
276142	W-018	105.0	106.2	3	< 0.5	< 0.2	9	6.1	< 0.5	40	90.8	10.9	44.2	9.7	0.13	11.3	2.1	13.1
276143	W-018	106.2	106.8	3	0.5	0.2	15	< 0.5	< 0.5	89.7	199	26.9	112	26.1	0.35	26.5	4.7	29.5

Analyte Symbol	drill-hole	from	to	Mo	Ag	In	Sn	Sb	Cs	La	Ce	Pr	Nd	Sm	Eu	Gd	Tb	Dy
Unit Symbol				ppm	ppm	ppm	ppm	ppm	ppm	ppm	ppm	ppm	ppm	ppm	ppm	ppm	ppm	ppm
Detection Limit				2	0.5	0.2	1	0.5	0.5	0.1	0.1	0.05	0.1	0.1	0.05	0.1	0.1	0.1
Analysis Method				FUS-MS	FUS-MS	FUS-MS	FUS-MS	FUS-MS	FUS-MS	FUS-MS	FUS-MS	FUS-MS	FUS-MS	FUS-MS	FUS-MS	FUS-MS	FUS-MS	FUS-MS
276144	W-018	106.8	107.5	3	< 0.5	< 0.2	6	12.6	< 0.5	44.2	99.8	12.1	48.7	10.6	0.14	12.4	2.3	14.4
276145	W-018	107.5	109.5	< 2	< 0.5	< 0.2	5	< 0.5	< 0.5	44.8	98.8	12.9	53.6	12.4	0.14	12.3	2.2	13.5
276146	W-018	115.7	116.9	< 2	< 0.5	< 0.2	19	5.1	< 0.5	25.8	67.6	8.66	45.4	14.3	0.29	16.6	3.4	24.7
276147	W-018	116.9	118.0	< 2	0.6	< 0.2	13	3.5	0.6	28.6	76.5	9.48	48.9	15.2	0.40	19.4	3.8	26.1
276148	W-018	118.9	119.9	< 2	< 0.5	< 0.2	13	< 0.5	< 0.5	28.8	75.2	10.7	51.9	15.0	0.37	18.2	3.6	24.4
276149	W-018	119.9	121.5	< 2	< 0.5	< 0.2	13	< 0.5	< 0.5	36.6	95.6	13.8	67.4	19.7	0.52	24.4	4.8	32.7
276150	W-018	121.5	122.0	< 2	< 0.5	0.2	18	4.3	< 0.5	32.3	79.5	9.74	50.1	15.6	0.69	19.6	3.8	25.4
276151	W-018	123.3	124.3	< 2	< 0.5	< 0.2	10	2.4	< 0.5	28.1	69.6	8.71	42.8	12.6	0.45	14.3	2.8	19.7
276152	W-018	124.3	125.3	< 2	< 0.5	< 0.2	8	1.9	< 0.5	29.2	74.2	9.93	45.3	12.1	0.47	14.7	2.9	19.4
276153	W-018	125.3	127.3	< 2	< 0.5	< 0.2	6	< 0.5	< 0.5	26.2	67.2	9.36	44	12.2	0.36	14.3	2.8	18.7
276154	W-018	127.3	128.0	< 2	< 0.5	< 0.2	8	< 0.5	< 0.5	31.4	80.5	10.9	50.9	14.0	0.37	17.0	3.3	22.3
276155	W-018	128.0	128.7	< 2	< 0.5	< 0.2	10	2.5	< 0.5	30.3	75.8	9.93	45.6	12.3	0.37	16.1	3.1	21.0
276156	W-018	128.7	130.2	< 2	< 0.5	< 0.2	10	< 0.5	< 0.5	29.9	73.8	10.5	48.7	13.3	0.50	15.3	2.9	18.7
276157	W-018	130.2	131.2	< 2	0.7	0.3	19	< 0.5	< 0.5	37.8	87	10.6	50.1	14.8	0.40	17.4	3.7	23.3
276158	W-018	131.2	132.2	< 2	0.5	< 0.2	9	< 0.5	< 0.5	31.9	74.5	9.06	42.9	13.0	0.32	15.4	3.2	20.2
276159	W-018	132.2	133.2	< 2	0.6	< 0.2	6	< 0.5	< 0.5	33.2	77.8	9.48	44.9	13.9	0.28	16.5	3.5	21.9
276160	W-018	133.2	134.5	< 2	< 0.5	< 0.2	6	< 0.5	< 0.5	24.6	63.2	8.48	39.9	10.9	0.25	14.0	2.7	16.7
276161	W-018	122.0	122.5	< 2	< 0.5	< 0.2	21	< 0.5	< 0.5	27.4	71.9	10.4	50.4	14.6	0.47	17.7	3.5	23.9
276162	W-018	122.5	123.3	< 2	< 0.5	< 0.2	11	< 0.5	< 0.5	21.2	57.5	8.3	41	12.2	0.23	15.1	2.9	20.1
276163	W-018	134.5	135.0	4	0.6	< 0.2	11	< 0.5	1	37.4	87.9	10.8	53.7	16.4	0.32	20.7	4.5	29.7
276164	W-018	135.0	137.5	< 2	0.5	< 0.2	7	< 0.5	< 0.5	31.5	75.2	9.31	43.8	13.4	0.24	15.6	3.2	20.9
276165	W-018	137.5	139.0	< 2	0.6	< 0.2	17	< 0.5	< 0.5	36.3	86.7	10.8	53.4	16.6	0.31	20.7	4.4	27.8
276166	W-018	139.0	140.0	2	1.3	1.9	94	0.7	< 0.5	41.2	102	12.9	64.5	20.7	0.33	26.2	5.6	36.6
276167	W-018	140.0	141.5	3	< 0.5	1.4	71	4	0.7	28.3	77	10.5	52.4	15.7	0.26	21.6	4.3	28.6
276168	W-018	146.2	148.5	4	< 0.5	0.5	25	< 0.5	< 0.5	25.6	65.7	9.39	44.6	12.6	0.41	15.4	3.0	20.5
276169	W-018	148.5	149.5	4	< 0.5	0.9	42	< 0.5	< 0.5	24.3	61.3	8.65	40.8	11.4	0.33	13.9	2.7	19.0
276170	W-018	149.8	150.5	29	0.5	0.4	20	1	< 0.5	26	64.2	8.77	42.7	12.4	0.35	15.0	3.0	20.4
276171	W-018	150.5	151.2	4	0.6	< 0.2	13	1.7	< 0.5	25.9	65.5	9.15	42.9	11.9	0.46	13.8	2.7	19.0
276172	W-018	151.2	152.4	< 2	< 0.5	0.3	24	1.7	< 0.5	33.3	87.4	12.3	59.5	17.2	0.51	21.7	4.3	30.1
276173	W-018	152.4	153.4	8	< 0.5	< 0.2	20	2.6	< 0.5	29.8	78.4	10.4	50.3	14.5	0.42	19.4	3.8	26.6
276174	W-018	153.4	154.5	3	1.4	< 0.2	16	3.1	< 0.5	29.5	77.9	10.9	53	15.3	0.37	20.0	4.0	27.6

Analyte Symbol	drill-hole	from	to	Mo	Ag	In	Sn	Sb	Cs	La	Ce	Pr	Nd	Sm	Eu	Gd	Tb	Dy
Unit Symbol				ppm	ppm	ppm	ppm	ppm	ppm	ppm	ppm	ppm	ppm	ppm	ppm	ppm	ppm	ppm
Detection Limit				2	0.5	0.2	1	0.5	0.5	0.1	0.1	0.05	0.1	0.1	0.05	0.1	0.1	0.1
Analysis Method				FUS-MS	FUS-MS	FUS-MS	FUS-MS	FUS-MS	FUS-MS	FUS-MS	FUS-MS	FUS-MS	FUS-MS	FUS-MS	FUS-MS	FUS-MS	FUS-MS	FUS-MS
276175	W-018	154.5	155.3	10	< 0.5	0.2	10	4	< 0.5	88.5	189	24.7	97.3	20.2	1.02	19.1	3.5	21.9
276176	W-018	155.3	155.8	3	< 0.5	< 0.2	8	2.6	< 0.5	94.5	201	26.5	103	21.1	1.35	19.4	3.4	21.1
276177	W-018	155.8	156.8	9	< 0.5	< 0.2	5	0.5	< 0.5	61	132	17	67.8	14.5	1.04	13.6	2.4	15.0
276178	W-018	156.8	157.8	3	< 0.5	< 0.2	5	5.1	0.9	58.6	129	15.2	59.5	12.2	1.01	12.9	2.2	13.6
276179	W-018	157.8	158.8	< 2	< 0.5	< 0.2	5	2.9	1.7	63.4	138	17.6	69.4	14.4	1.04	13.7	2.4	14.9
276180	W-018	158.8	160.4	< 2	< 0.5	< 0.2	6	3.9	0.8	65.8	142	18.2	72.7	15.6	1.13	14.8	2.6	16.2
276181	W-018	160.4	162.0	4	< 0.5	< 0.2	4	< 0.5	1.4	62.2	133	16.9	66.9	14.1	0.88	13.2	2.3	14.2
276182	W-018	162.0	164.0	2	< 0.5	< 0.2	5	< 0.5	1.7	63.8	136	17.3	68.2	14.2	0.86	13.4	2.3	14.6
276183	W-018	164.0	165.0	< 2	< 0.5	< 0.2	4	2.6	2.1	61.9	128	14.9	60.7	13.6	0.84	13.1	2.3	13.8
276184	W-018	165.0	165.5	< 2	0.5	< 0.2	3	0.8	1.6	57	117	13.8	56	12.4	0.78	11.5	2.0	12.0
276 185	W-018	165.5	167.3	< 2	0.6	< 0.2	6	3.3	0.7	91.6	180	22.1	89.5	19.7	1.35	18.1	3.3	21.5
276186	W-018	167.3	167.7	< 2	1	0.2	10	4.2	< 0.5	105	206	24.9	102	22.7	1.65	21.0	3.9	24.8
276187	W-018	167.7	168.7	< 2	0.6	< 0.2	8	2.6	< 0.5	65.5	129	15.7	63.2	13.7	1.22	12.0	2.2	14.1
276188	W-018	168.7	169.8	< 2	< 0.5	< 0.2	6	8.9	< 0.5	59.8	117	14.3	58	12.9	1.18	11.1	2.0	13.1
276189	W-018	169.8	171.4	< 2	< 0.5	< 0.2	2	3.6	0.6	16.6	35.1	4.55	19.6	4.8	1.60	4.4	0.8	5.0
276190	W-018	171.4	173.0	< 2	< 0.5	< 0.2	2	3.8	0.6	14.5	30.6	4.05	17.5	4.3	1.54	4.0	0.7	4.4
276191	W-018	173.0	173.3	< 2	< 0.5	< 0.2	6	2.4	< 0.5	63.3	123	14.9	60.2	13.2	1.51	11.8	2.2	14.5
276192	W-018	173.3	174.1	< 2	0.7	< 0.2	6	< 0.5	0.7	69.9	138	16.6	67.5	14.9	1.10	13.6	2.5	16.1
276193	W-018	174.1	175.2	< 2	0.8	< 0.2	8	2.3	1.8	71.3	139	16.8	67.4	14.6	0.87	12.6	2.3	14.9
276194	W-018	175.2	176.4	< 2	0.8	< 0.2	5	1.6	1.1	75.9	149	17.9	72	15.7	1.06	13.6	2.6	16.8
276195	W-018	176.4	177.2	< 2	0.6	< 0.2	6	0.6	0.8	83.7	164	20.1	81.1	17.7	1.35	15.4	2.9	18.5
276196	W-018	177.2	181.0	< 2	0.6	< 0.2	7	2.4	1.5	92.2	180	21.9	87.9	19.0	1.32	16.6	3.1	20.0
276197	W-018	181.0	182.8	< 2	0.5	< 0.2	5	2.1	1.5	68.7	133	16	65	14.3	1.01	12.5	2.3	15.1
276198	W-018	182.8	184.2	< 2	< 0.5	< 0.2	4	7	1	70.2	144	17.5	69.3	14.5	1.15	13.4	2.4	15.0
276200	W-018	184.9	186.0	< 2	0.7	< 0.2	5	< 0.5	1.3	58.9	118	13.2	54.5	11.9	0.86	11.2	2.1	12.2
276201	W-018	186.0	187.3	< 2	0.7	< 0.2	5	< 0.5	1.4	55.3	112	12.7	52.6	11.6	1.02	11.2	2.1	12.5
276202	W-018	187.3	192.5	< 2	0.5	< 0.2	5	< 0.5	< 0.5	41	93.7	12.1	41.7	9.3	1.18	10.1	1.7	9.9
276203	W-018	192.5	195.5	< 2	2.6	< 0.2	6	1.5	< 0.5	90.7	182	20.5	83.8	17.9	1.13	16.5	3.0	18.0
276204	W-018	195.5	200.0	< 2	1.1	0.3	17	< 0.5	< 0.5	148	286	32.8	133	28.8	1.26	27.3	5.0	30.5
276205	W-018	200.0	201.5	13	1.1	< 0.2	3	0.6	30.7	63.7	121	14.2	57.3	13.0	2.13	12.7	2.5	15.1
276206	W-018	201.5	203.5	28	1	< 0.2	3	3.9	31.2	53.1	105	12.1	50.5	10.7	2.88	9.4	1.6	9.1

Analyte Symbol	drill-hole	from	to	Mo	Ag	In	Sn	Sb	Cs	La	Ce	Pr	Nd	Sm	Eu	Gd	Tb	Dy
Unit Symbol				ppm	ppm	ppm	ppm	ppm	ppm	ppm	ppm	ppm	ppm	ppm	ppm	ppm	ppm	ppm
Detection Limit				2	0.5	0.2	1	0.5	0.5	0.1	0.1	0.05	0.1	0.1	0.05	0.1	0.1	0.1
Analysis Method				FUS-MS	FUS-MS	FUS-MS	FUS-MS	FUS-MS	FUS-MS	FUS-MS	FUS-MS	FUS-MS	FUS-MS	FUS-MS	FUS-MS	FUS-MS	FUS-MS	FUS-MS
276207	W-018	203.5	205.8	< 2	< 0.5	< 0.2	2	< 0.5	8	21.6	48.8	6.31	25.4	6.0	2.06	6.3	1.0	5.8
276208	W-018	141.5	142.5	< 2	< 0.5	1.5	92	< 0.5	1.1	15.2	37	5.01	21.6	5.7	2.12	6.4	1.0	6.1
276209	W-014	5.0	5.5	3	1.1	0.2	8	< 0.5	1.5	83.1	175	19.2	80.5	17.1	0.72	15.3	2.6	16.4
276210	W-014	5.5	6.0	4	1	< 0.2	5	< 0.5	1.5	86.8	180	20.2	85.1	17.9	0.73	15.7	2.8	17.0
276211	W-014	6.0	6.8	8	0.9	< 0.2	5	< 0.5	1.3	88.5	182	21.3	85.4	18.3	0.76	17.7	3.2	18.9
276212	W-014	6.8	7.2	> 100	1.1	< 0.2	5	< 0.5	1.8	97.8	201	22.7	96.3	20.8	0.87	18.9	3.3	19.8
276213	W-014	7.2	7.5	35	1.2	< 0.2	5	< 0.5	1.8	93	197	23.7	87.1	18.9	0.81	19.1	3.3	19.2
276214	W-014	7.5	8.0	8	1	< 0.2	3	< 0.5	1.7	78.8	173	21.6	73.6	15.1	0.64	15.8	2.7	15.9
276215	W-014	8.0	8.5	14	1.1	< 0.2	5	< 0.5	1.6	89.2	192	21.2	88.8	19.9	0.85	18.6	3.4	20.5
276216	W-014	8.5	9.0	28	1.1	0.6	16	< 0.5	3	91.5	186	20.9	87.2	18.2	0.72	15.5	2.8	16.9
276217	W-014	9.0	10.5	24	0.8	< 0.2	3	< 0.5	1.7	84.4	184	21.1	77.9	16.7	0.69	16.0	2.7	16.1
276218	W-014	34.0	35.1	12	< 0.5	< 0.2	13	10.3	2.1	34.6	71.8	8.18	32.8	7.1	0.86	7.3	1.2	7.3
276219	W-014	35.1	36.5	15	< 0.5	< 0.2	25	5.6	4.7	46.6	96.6	11.3	45.8	10.1	1.47	10.8	1.8	10.3
276220	W-014	36.5	37.7	32	0.9	< 0.2	12	6.2	3.5	59.9	121	14.4	57.7	12.5	0.95	13.1	2.3	13.4
276221	W-014	37.7	38.5	27	0.8	< 0.2	10	10.6	2.1	64.4	131	15.5	61.5	13.1	0.71	13.3	2.3	13.8
276222	W-014	39.8	40.1	14	1.6	< 0.2	6	7.2	2	64.4	134	15.8	63.4	13.6	0.74	14.0	2.4	14.7
276223	W-014	40.1	40.8	10	0.7	< 0.2	8	7	1.6	60.1	129	15.5	64.8	15.2	0.23	16.9	3.1	19.2
276224	W-014	47.6	48.8	11	1.5	< 0.2	8	6.4	1.6	61.2	131	15.8	66.4	15.6	0.20	17.5	3.2	19.8
276225	W-014	48.8	49.5	3	1.1	< 0.2	9	4.9	1.6	56.3	123	14.9	64	15.6	0.09	17.8	3.2	20.7
276226	W-014	49.5	50.5	3	< 0.5	< 0.2	8	13.4	1.6	52.7	116	13.9	59.9	14.6	0.08	16.5	3.0	19.1
276227	W-014	34.0	35.1	5	1	< 0.2	18	< 0.5	0.5	132	270	36	118	26.3	1.17	28.1	4.4	25.8
276228	W-014	58.0	59.0	2	< 0.5	< 0.2	53	< 0.5	< 0.5	127	280	32.2	118	25.0	1.40	25.4	4.2	24.7
276229	W-014	59.0	60.0	3	< 0.5	< 0.2	46	1.5	< 0.5	121	236	30.4	111	23.9	1.03	22.8	4.1	23.8
276230	W-014	60.0	61.0	< 2	< 0.5	< 0.2	54	< 0.5	< 0.5	132	294	33.6	118	25.6	1.03	25.0	4.3	24.8
276231	W-014	61.0	62.1	< 2	< 0.5	< 0.2	28	< 0.5	< 0.5	153	338	38.7	135	28.9	1.21	28.7	4.7	27.9
276232	W-014	62.1	63.2	3	< 0.5	< 0.2	18	< 0.5	< 0.5	152	334	38.1	134	29.0	1.22	29.2	4.9	28.4
276233	W-014	63.2	64.1	< 2	< 0.5	< 0.2	65	< 0.5	< 0.5	111	253	29.1	102	23.2	1.19	24.1	4.1	22.6
276234	W-014	64.1	65.3	11	< 0.5	< 0.2	60	< 0.5	< 0.5	70.8	161	18.5	65.4	14.1	0.67	14.3	2.3	13.1
276235	W-014	65.3	66.0	8	< 0.5	0.2	76	< 0.5	< 0.5	76.4	169	19.8	70.7	15.1	0.72	15.1	2.5	14.7
276236	W-014	97.0	97.4	17	1.2	< 0.2	34	10.6	< 0.5	93.6	184	22.9	92.2	20.1	1.10	21.7	3.7	21.8
276237	W-014	97.4	97.7	16	0.7	< 0.2	36	8.9	< 0.5	68.5	139	16.8	67.4	14.6	1.22	14.8	2.6	15.5

Analyte Symbol	drill-hole	from	to	Mo	Ag	In	Sn	Sb	Cs	La	Ce	Pr	Nd	Sm	Eu	Gd	Tb	Dy
Unit Symbol				ppm	ppm	ppm	ppm	ppm	ppm	ppm	ppm	ppm	ppm	ppm	ppm	ppm	ppm	ppm
Detection Limit				2	0.5	0.2	1	0.5	0.5	0.1	0.1	0.05	0.1	0.1	0.05	0.1	0.1	0.1
Analysis Method				FUS-MS	FUS-MS	FUS-MS	FUS-MS	FUS-MS	FUS-MS	FUS-MS	FUS-MS	FUS-MS	FUS-MS	FUS-MS	FUS-MS	FUS-MS	FUS-MS	FUS-MS
276238	W-014	97.7	98.5	19	1.3	< 0.2	22	5.6	< 0.5	65.5	133	16.2	64.8	14.0	0.94	14.7	2.6	15.5
276239	W-014	98.5	100.5	6	< 0.5	< 0.2	19	< 0.5	< 0.5	62.9	146	16.5	60	13.1	0.80	13.4	2.3	13.3
276240	W-014	100.5	101.2	20	< 0.5	< 0.2	31	< 0.5	< 0.5	66.3	135	17.4	61.8	13.9	0.93	14.4	2.4	13.3
276241	W-014	101.2	103.0	25	< 0.5	0.3	112	< 0.5	< 0.5	67.6	170	17.5	61.4	13.9	0.87	14.7	2.5	14.7
276242	W-014	103.0	103.5	17	< 0.5	< 0.2	57	< 0.5	< 0.5	87.9	199	23.2	84.6	18.8	1.15	20.7	3.5	20.4
276243	W-014	103.5	104.5	18	< 0.5	< 0.2	63	< 0.5	< 0.5	80.2	179	20.5	74.2	15.8	0.91	16.1	2.7	15.9
276244	W-014	152.3	152.6	29	< 0.5	< 0.2	6	< 0.5	< 0.5	112	248	28.5	101	22.9	1.33	23.6	3.9	22.1
276245	W-014	152.6	152.9	34	< 0.5	0.3	8	< 0.5	< 0.5	146	320	37.1	130	29.0	1.32	29.3	4.9	27.6
276246	W-014	152.9	153.2	99	< 0.5	0.3	11	< 0.5	1.4	277	603	69.4	243	54.1	2.23	53.4	8.9	50.6
276247	W-014	153.2	153.5	72	< 0.5	0.3	14	< 0.5	4.7	139	306	35.1	122	26.2	1.10	26.2	4.4	25.4
276248	W-014	153.5	154.0	27	< 0.5	< 0.2	10	< 0.5	2.4	114	255	28.7	99.5	21.7	0.88	21.7	3.6	21.0
276249	W-014	154.0	154.7	40	< 0.5	0.2	10	< 0.5	< 0.5	117	260	29.7	103	22.4	0.92	22.7	3.7	21.6
276250	W-014	154.7	154.9	4	1	< 0.2	8	< 0.5	< 0.5	118	259	29.5	105	23.4	0.98	24.3	4.1	24.3
276251	W-014	154.9	155.2	12	< 0.5	0.2	8	< 0.5	< 0.5	102	218	25.2	87.6	19.4	0.83	18.9	3.2	19.3
276252	W-014	155.2	155.5	2	< 0.5	< 0.2	7	< 0.5	< 0.5	121	263	28.5	104	23.0	0.93	23.4	4.0	23.3
276253	W-014	155.5	157.0	7	< 0.5	< 0.2	6	< 0.5	0.5	85.3	187	21.5	75.1	16.4	0.67	16.6	2.8	16.3
276254	W-014	157.0	158.2	4	< 0.5	< 0.2	7	< 0.5	0.5	99.8	216	24.9	87.5	19.0	0.81	19.2	3.2	18.6
276255	W-014	158.2	160.0	6	< 0.5	< 0.2	5	< 0.5	< 0.5	123	265	31	109	24.0	0.95	24.0	4.0	22.8
276256	W-014	160.0	160.3	8	< 0.5	< 0.2	4	< 0.5	< 0.5	85	182	19.9	72.5	15.2	0.61	14.9	2.6	15.5
276257	W-014	245.1	245.6	3	1.2	< 0.2	7	17.8	0.8	23.7	52.7	6.72	29.8	7.6	3.01	8.8	1.5	8.7
276258	W-014	245.6	246.6	2	< 0.5	< 0.2	6	11.6	1.8	22.9	51.6	6.64	29.3	7.5	2.96	8.6	1.5	8.5
276259	W-014	246.6	246.7	< 2	< 0.5	< 0.2	7	15.7	1.4	21.7	49.3	6.26	27.6	7.0	2.74	8.1	1.4	8.1
276260	W-014	246.7	247.3	< 2	0.6	0.2	5	12.1	4.6	24.6	54.9	6.75	28.8	7.0	2.17	7.6	1.3	7.8
276261	W-014	247.3	248.0	< 2	7.1	< 0.2	2	4.8	6.5	24.3	54.5	6.65	28.3	6.8	2.13	7.6	1.3	7.8
276262	W-014	248.0	249.5	< 2	< 0.5	< 0.2	1	7.4	5.4	22.3	50.1	6.22	26.7	6.5	2.23	7.4	1.3	7.4
276263	W-014	249.5	250.0	< 2	0.6	< 0.2	1	3.5	3.8	19	43.3	5.4	23.3	5.7	2.09	6.5	1.1	6.5
276264	W-014	250.0	251.5	2	< 0.5	< 0.2	2	6.1	4	22.4	50.4	6.15	26.3	6.4	2.08	7.1	1.2	7.3
276265	W-014	251.5	251.8	12	1	0.3	19	18.6	1.3	35.1	75.7	9.2	39.3	9.5	2.81	10.7	1.8	10.6
276266	W-014	251.8	251.9	9	1.4	< 0.2	14	13	4	22.7	51.7	6.41	27.6	6.8	2.07	7.6	1.3	7.8
276267	W-014	251.9	252.4	28	1.5	0.2	19	12.2	1.4	31	68.5	8.33	35.5	8.5	2.28	9.5	1.6	9.7
276268	W-016	18.6	19.7	4	< 0.5	< 0.2	7	8.8	1.4	52	115	13.6	57.9	13.9	0.10	15.4	2.8	17.8

Analyte Symbol	drill-hole	from	to	Mo	Ag	In	Sn	Sb	Cs	La	Ce	Pr	Nd	Sm	Eu	Gd	Tb	Dy
Unit Symbol				ppm	ppm	ppm	ppm	ppm	ppm	ppm	ppm	ppm	ppm	ppm	ppm	ppm	ppm	ppm
Detection Limit				2	0.5	0.2	1	0.5	0.5	0.1	0.1	0.05	0.1	0.1	0.05	0.1	0.1	0.1
Analysis Method				FUS-MS	FUS-MS	FUS-MS	FUS-MS	FUS-MS	FUS-MS	FUS-MS	FUS-MS	FUS-MS	FUS-MS	FUS-MS	FUS-MS	FUS-MS	FUS-MS	FUS-MS
276269	W-016	19.7	21.3	6	< 0.5	0.2	13	5.5	1.2	56.1	122	14.6	62.4	15.1	0.22	17.1	3.1	19.2
276270	W-016	179.2	180.6	3	< 0.5	< 0.2	2	16.6	3.5	22.2	49	6.1	26.3	6.5	2.43	7.1	1.2	6.7
276271	W-016	180.6	181.7	11	7.3	< 0.2	2	14.3	8.3	19.6	44.2	5.54	23.8	5.8	2.20	6.3	1.0	6.0
276272	W-016	181.7	182.1	4	1	< 0.2	2	14.5	6	18.8	42.7	5.31	22.9	5.6	2.04	6.3	1.0	5.9
276273	W-016	182.1	183.5	4	< 0.5	< 0.2	1	11.2	10.9	19.4	44.4	5.56	23.9	5.9	2.37	6.4	1.1	6.1
276274	W-016	183.5	184.5	8	< 0.5	< 0.2	2	11.2	6.2	25.6	53.6	6.45	26.6	6.0	2.17	6.4	1.1	6.4
276275	W-016	184.5	185.3	20	0.9	< 0.2	2	8.3	2.7	31.5	62.8	7.37	28.4	5.7	1.35	5.5	0.9	5.0
276276	W-016	185.3	185.8	36	< 0.5	< 0.2	2	9.7	16.1	30.8	61.3	7.39	30.4	6.9	2.27	7.6	1.3	7.6
276277	W-016	185.8	186.2	30	3.2	< 0.2	5	11.8	21.2	41.9	84.1	10.3	42.3	9.6	1.85	10.4	1.7	9.9
276278	W-016	186.2	186.9	5	1.2	< 0.2	8	12.1	< 0.5	83	168	20.6	84.3	18.9	1.61	20.4	3.6	22.5
276279	W-016	186.9	188.6	9	1.2	< 0.2	7	10.9	< 0.5	108	211	26.3	105	22.3	1.12	23.6	4.0	24.2
276280	W-016	194.1	194.5	3	< 0.5	< 0.2	1	10.2	6.4	16.7	37.8	4.75	20.8	5.2	2.02	6.0	1.0	5.9
276281	W-016	194.5	195.1	5	8.5	< 0.2	2	2.9	6	18.9	42.2	5.22	22.7	5.7	2.06	6.3	1.1	6.2
276282	W-016	195.1	197.0	18	15	< 0.2	6	4.1	< 0.5	96.5	188	22.8	89.8	18.6	0.91	19.3	3.2	19.6
276283	W-016	197.0	197.8	18	2	< 0.2	5	3	< 0.5	76.9	151	17.9	70.6	14.8	0.73	14.9	2.5	15.5
276284	W-016	197.8	198.6	18	1.2	< 0.2	4	0.6	< 0.5	88.6	174	20.8	82.5	17.4	0.80	17.6	2.9	17.7
276285	W-016	198.6	200.1	38	1.6	< 0.2	4	< 0.5	< 0.5	72.6	143	16.9	66.4	13.8	0.63	13.8	2.3	14.3
276286	W-016	200.1	200.8	14	1.4	< 0.2	5	< 0.5	< 0.5	94.5	185	22.2	87.5	18.3	0.85	18.4	3.0	18.8
276287	W-016	200.8	202.8	7	1.2	< 0.2	9	< 0.5	< 0.5	111	226	26.2	105	22.3	1.17	22.7	3.8	24.0
276288	W-016	202.8	203.6	3	0.5	< 0.2	7	7.5	1.6	21.8	50.2	6.21	27.5	7.0	2.53	7.9	1.3	7.8
276289	W-016	204.4	207.2	< 2	1.5	< 0.2	8	3.1	< 0.5	123	239	29.5	117	24.9	1.51	25.3	4.2	25.7
276290	W-016	207.2	208.3	5	1.1	< 0.2	5	< 0.5	< 0.5	96.6	180	22.6	89.4	18.9	0.88	19.0	3.1	18.8
276291	W-016	208.3	211.0	8	1.3	< 0.2	5	8.9	< 0.5	89	173	20.9	82.2	17.1	0.76	17.1	2.8	17.6
276292	W-016	211.0	211.7	5	1.4	< 0.2	5	< 0.5	< 0.5	95.9	177	22.5	89	18.6	0.82	19.0	3.1	19.1
276293	W-016	211.7	212.5	3	1.5	< 0.2	7	< 0.5	< 0.5	115	213	27	107	22.4	0.98	22.6	3.8	22.8
276294	W-016	212.5	214.8	4	1	< 0.2	5	7.9	< 0.5	83.6	179	21.5	81.5	15.6	0.72	15.5	2.7	17.0
276295	W-016	214.8	216.0	8	1.2	< 0.2	7	7.2	< 0.5	118	247	29.9	115	22.5	1.03	22.5	3.9	24.7
276296	W-016	216.0	217.0	11	1.1	< 0.2	7	20.4	< 0.5	114	243	29.2	112	21.9	0.98	21.9	3.7	23.1
276297	W-016	217.0	218.5	12	2.2	0.2	11	8.3	< 0.5	118	256	30.6	118	23.2	1.35	24.1	4.1	25.7
276298	W-016	221.4	222.3	3	1.9	< 0.2	8	10.3	1.1	114	255	29.9	114	22.1	1.16	22.6	3.9	24.9
276299	W-016	222.3	222.8	< 2	1.1	< 0.2	7	7.7	< 0.5	122	268	31.5	119	22.7	1.20	23.0	4.1	25.9

Analyte Symbol	drill-hole	from	to	Mo	Ag	In	Sn	Sb	Cs	La	Ce	Pr	Nd	Sm	Eu	Gd	Tb	Dy
Unit Symbol				ppm	ppm	ppm	ppm	ppm	ppm	ppm	ppm	ppm	ppm	ppm	ppm	ppm	ppm	ppm
Detection Limit				2	0.5	0.2	1	0.5	0.5	0.1	0.1	0.05	0.1	0.1	0.05	0.1	0.1	0.1
Analysis Method				FUS-MS	FUS-MS	FUS-MS	FUS-MS	FUS-MS	FUS-MS	FUS-MS	FUS-MS	FUS-MS	FUS-MS	FUS-MS	FUS-MS	FUS-MS	FUS-MS	FUS-MS
276300	W-016	301.5	301.9	6	< 0.5	< 0.2	5	3.8	1.7	82.7	177	21.1	80.9	15.9	0.73	16.8	2.9	17.6
276301	W-016	301.9	302.8	7	< 0.5	< 0.2	5	< 0.5	1.7	83.2	179	21	74.9	16.7	0.74	15.2	2.7	16.6
276302	W-016	317.0	318.3	12	< 0.5	< 0.2	20	1.3	1.4	48.8	120	14.8	64.4	16.0	0.42	21.3	4.4	29.5
276303	W-016	318.3	319.0	5	< 0.5	< 0.2	17	< 0.5	1.4	53.3	129	15.9	65.8	18.0	0.55	21.0	4.2	30.0
276304	W-014	160.3	161.0	< 2	< 0.5	< 0.2	9	< 0.5	< 0.5	113	246	28.5	102	22.5	0.92	22.8	3.9	23.3
276305	W-014	161.0	161.7	< 2	< 0.5	< 0.2	8	< 0.5	< 0.5	122	274	31.2	110	24.6	1.04	26.3	4.5	27.0
276306	W-014	161.7	162.4	3	< 0.5	< 0.2	10	< 0.5	< 0.5	127	280	32	112	24.6	1.00	25.2	4.3	25.5
276307	W-014	162.4	163.5	9	< 0.5	< 0.2	9	< 0.5	< 0.5	118	265	30.3	106	23.3	1.08	23.9	4.0	24.1
276308	W-014	163.5	164.1	6	0.7	< 0.2	6	3.5	< 0.5	110	224	28.6	109	21.3	0.89	21.2	3.7	23.3
276309	W-014	164.1	165.3	13	< 0.5	< 0.2	5	< 0.5	< 0.5	87.8	186	22.2	79.7	17.1	0.69	17.1	2.8	16.3
276310	W-014	165.3	167.1	3	< 0.5	< 0.2	8	< 0.5	< 0.5	142	315	36.4	129	27.8	1.15	27.1	4.6	26.4
276311	W-014	172.4	173.5	6	< 0.5	< 0.2	14	< 0.5	< 0.5	120	265	30.1	106	23.7	1.04	24.7	4.2	24.8
276312	W-014	173.5	174.9	3	< 0.5	< 0.2	6	< 0.5	< 0.5	131	288	33.3	117	25.6	1.07	25.8	4.3	25.3
276313	W-014	174.9	176.0	9	< 0.5	< 0.2	6	< 0.5	0.7	110	240	27.6	96.8	21.3	0.85	21.5	3.7	21.4
276314	W-014	176.0	178.0	11	< 0.5	< 0.2	4	< 0.5	0.8	84.4	182	21.4	77.3	16.1	0.66	16.4	2.8	16.7
276315	W-014	178.0	178.7	< 2	< 0.5	< 0.2	7	1.1	< 0.5	138	302	34.9	124	26.7	1.10	25.5	4.6	28.6
276316	W-014	178.9	179.9	19	< 0.5	< 0.2	4	< 0.5	0.6	74.6	182	20.7	81.1	16.6	0.90	15.5	2.8	17.7
276317	W-014	179.9	181.1	7	< 0.5	< 0.2	5	1.8	< 0.5	109	243	28.1	98.3	21.4	0.91	19.9	3.5	21.9
276318	W-014	181.1	182.2	11	< 0.5	< 0.2	5	< 0.5	0.5	87.1	181	20.6	80.7	16.5	0.68	16.8	2.9	17.8
276319	W-014	182.2	183.3	10	0.7	< 0.2	5	< 0.5	0.6	90.5	195	24.2	92.9	18.3	0.76	17.8	3.1	19.5
276320	W-014	183.3	183.9	8	< 0.5	< 0.2	6	2.2	0.9	83.8	179	22.2	85.1	16.7	0.68	16.3	2.9	17.8
276321	W-014	183.9	195.0	3	< 0.5	0.3	9	3.9	< 0.5	130	275	33.6	133	27.9	1.26	31.4	5.3	33.1
276322	W-014	185.0	187.5	8	0.6	< 0.2	6	3.7	1	77.2	169	20.8	79.8	15.7	1.05	16.3	2.8	17.3
276323	W-014	192.3	194.0	15	< 0.5	< 0.2	9	1.5	0.6	131	289	31.3	113	24.7	0.98	25.1	4.4	25.4
276324	W-014	194.0	194.7	31	< 0.5	0.4	16	1.5	< 0.5	159	347	40.4	145	30.3	1.26	29.7	5.0	29.6
276325	W-014	202.6	202.8	10	< 0.5	< 0.2	11	1.3	0.9	101	223	26.2	93	20.1	1.13	19.3	3.4	20.8
276326	W-014	202.8	203.4	4	0.7	0.3	20	2.4	0.6	97.7	214	26.4	101	20.0	0.97	19.7	3.4	21.1
276327	W-014	203.5	203.8	11	0.5	< 0.2	7	1.2	1.1	86.3	186	22.2	79.1	17.5	0.85	16.4	2.9	17.6
276328	W-014	204.8	205.8	10	< 0.5	< 0.2	6	2.2	1.1	79.7	171	20.2	78.2	15.6	0.75	16.3	2.8	17.3
276329	W-014	205.8	206.4	12	< 0.5	< 0.2	6	2.5	1.2	72.6	156	17.8	69.8	14.4	0.67	14.3	2.4	15.0
276330	W-014	206.4	207.5	3	0.5	< 0.2	7	5	1.3	123	269	31.5	114	24.7	1.12	23.1	4.1	25.0

Analyte Symbol	drill-hole	from	to	Mo	Ag	In	Sn	Sb	Cs	La	Ce	Pr	Nd	Sm	Eu	Gd	Tb	Dy
Unit Symbol				ppm	ppm	ppm	ppm	ppm	ppm	ppm	ppm	ppm	ppm	ppm	ppm	ppm	ppm	ppm
Detection Limit				2	0.5	0.2	1	0.5	0.5	0.1	0.1	0.05	0.1	0.1	0.05	0.1	0.1	0.1
Analysis Method				FUS-MS	FUS-MS	FUS-MS	FUS-MS	FUS-MS	FUS-MS	FUS-MS	FUS-MS	FUS-MS	FUS-MS	FUS-MS	FUS-MS	FUS-MS	FUS-MS	FUS-MS
276331	W-016	250.0	250.4	22	0.6	0.3	30	< 0.5	< 0.5	117	245	31.2	136	34.1	2.32	40.8	6.5	35.4
276332	W-016	250.4	251.0	13	< 0.5	0.3	13	5.6	< 0.5	286	595	81.4	315	82.1	4.07	80.5	11.6	61.4
276333	W-016	251.0	251.6	< 2	< 0.5	< 0.2	6	1.6	< 0.5	132	289	34.5	123	27.0	1.27	25.7	4.6	28.2
276334	W-016	114.7	115.6	5	< 0.5	< 0.2	3	8.2	12.3	34.7	75.6	9.07	33.9	6.3	1.22	5.6	0.9	5.4
276335	W-016	115.6	116.4	11	0.5	< 0.2	3	< 0.5	15.1	35.1	75.9	8.03	30.7	6.0	1.18	5.7	0.9	5.3
276336	W-016	116.4	116.9	3	< 0.5	< 0.2	3	< 0.5	16	35.8	77.6	8.52	31.6	5.7	1.19	5.4	0.9	5.3
276337	W-016	116.9	117.5	5	< 0.5	< 0.2	3	5.4	11.2	40.7	86.1	9.68	36.1	6.6	1.27	6.1	1.0	5.5
276338	W-016	117.5	118.0	14	< 0.5	< 0.2	2	4.1	15	29.3	64.5	7.76	30.3	6.2	1.79	6.7	1.2	7.0
276339	W-016	118.0	118.5	3	< 0.5	< 0.2	1	2.8	12.7	29.3	64.1	7.84	28.8	6.7	2.02	6.8	1.2	7.2
276340	W-017	131.6	132.0	2	< 0.5	< 0.2	12	< 0.5	12.2	31.9	68.4	7.57	28.3	5.2	1.05	4.8	0.7	4.3
276341	W-017	132.0	132.5	3	< 0.5	1.1	29	< 0.5	8.7	37.9	78	8.83	33.2	7.8	2.21	7.2	1.3	7.9
276342	W-017	132.5	133.1	5	< 0.5	0.8	32	< 0.5	15	27.8	59.5	7.24	30.6	7.3	2.77	8.6	1.5	9.7
276343	W-017	133.1	133.4	59	< 0.5	0.2	6	< 0.5	20.4	35.2	73.1	8.97	36.8	8.3	2.58	9.0	1.6	9.4
276344	W-017	133.4	134.0	11	< 0.5	< 0.2	2	< 0.5	17.9	44.1	85.8	10.8	38.1	8.3	1.67	7.9	1.3	7.9
276345	W-017	134.0	135.0	< 2	< 0.5	< 0.2	2	< 0.5	19.9	36.8	74.7	9	31.1	6.8	1.28	6.5	1.1	6.4
276346	W-017	135.0	135.7	9	< 0.5	< 0.2	4	< 0.5	25.4	34	69.1	8.53	29.5	6.1	0.91	5.9	1.0	6.0
276347	W-017	135.7	136.2	45	< 0.5	0.7	73	4.8	3.8	31.5	74.6	9.57	40.7	11.3	0.96	14.6	3.2	24.5
276348	W-017	136.2	136.9	7	< 0.5	0.3	47	1.7	0.8	21.4	55.5	7.35	35.1	10.1	0.33	12.7	2.8	21.4
276349	W-017	136.9	138.3	9	< 0.5	0.5	129	< 0.5	0.8	30.2	74.8	9.57	41.5	11.9	0.41	14.6	3.0	21.0
276350	W-017	138.3	139.6	4	< 0.5	0.5	133	< 0.5	1.2	27.3	67.2	7.8	37.4	10.7	0.37	13.0	2.6	18.5
276351	W-017	139.6	140.7	3	< 0.5	0.4	102	2.6	2.1	26.7	63.8	7.94	37.8	11.1	0.38	13.0	2.6	18.8
276352	W-017	140.7	142.0	< 2	< 0.5	0.4	93	1.1	3.1	24.1	59.8	8.18	37.7	10.2	0.39	13.5	2.7	19.1
276353	W-017	142.0	142.5	4	< 0.5	0.4	99	0.9	2.2	26.4	64.4	8.32	38.1	10.3	0.41	13.7	2.8	19.3
276354	W-017	142.5	143.0	9	< 0.5	0.6	156	< 0.5	13.7	43.6	109	14.7	65.9	19.0	0.60	24.3	5.1	36.8
276355	W-017	143.0	144.5	19	< 0.5	1	333	2.6	8.5	34.7	80.8	9.74	46.4	13.2	0.62	16.2	3.5	23.4
276356	W-017	144.5	145.5	6	0.6	1.6	578	4.8	8.3	36.4	84.4	10.1	45.7	13.6	1.03	14.9	3.0	21.1
276357	W-017	145.5	146.5	19	< 0.5	0.4	158	< 0.5	13.8	36.2	88.3	10.5	51.4	15.0	0.98	18.3	3.6	24.6
276358	W-017	146.5	147.5	14	< 0.5	0.4	149	3.1	3.6	44.6	105	12	55	14.7	0.72	16.6	3.2	21.4
276359	W-017	147.5	148.4	7	< 0.5	0.5	182	0.7	4.9	90.4	204	23	85.6	19.4	0.86	20.0	3.4	20.6
276360	W-017	148.4	149.5	7	1.1	0.3	98	1.3	< 0.5	91.9	202	25	96.8	19.5	1.20	20.0	3.3	19.7
276361	W-017	149.5	151.0	< 2	1.6	0.6	198	8.6	< 0.5	94.9	207	25	90.3	20.4	1.71	19.6	3.5	22.2

Analyte Symbol	drill-hole	from	to	Mo	Ag	In	Sn	Sb	Cs	La	Ce	Pr	Nd	Sm	Eu	Gd	Tb	Dy
Unit Symbol				ppm	ppm	ppm	ppm	ppm	ppm	ppm	ppm	ppm	ppm	ppm	ppm	ppm	ppm	ppm
Detection Limit				2	0.5	0.2	1	0.5	0.5	0.1	0.1	0.05	0.1	0.1	0.05	0.1	0.1	0.1
Analysis Method				FUS-MS	FUS-MS	FUS-MS	FUS-MS	FUS-MS	FUS-MS	FUS-MS	FUS-MS	FUS-MS	FUS-MS	FUS-MS	FUS-MS	FUS-MS	FUS-MS	FUS-MS
276362	W-017	151.0	152.4	9	2.8	0.3	94	0.7	< 0.5	89.5	192	21.2	86	19.0	1.15	18.0	3.0	18.5
276363	W-017	152.4	153.5	< 2	< 0.5	0.4	131	2	< 0.5	90.1	194	21.3	84.1	17.6	0.96	16.8	2.7	16.9
276364	W-017	153.5	154.5	< 2	< 0.5	0.7	212	1	0.8	114	246	28.9	110	21.5	0.95	22.4	3.7	23.1
276365	W-017	154.5	155.5	8	< 0.5	0.7	157	2.1	< 0.5	95.5	202	23.4	89.9	17.8	0.71	18.1	3.1	19.4
276366	W-017	155.5	157.0	17	< 0.5	1.2	302	3.5	< 0.5	90.3	193	22.5	86.4	17.0	0.69	17.3	3.0	18.6
276367	W-017	157.0	158.2	< 2	< 0.5	1.6	225	0.8	< 0.5	105	228	26.6	102	20.1	0.83	20.4	3.5	22.0
276368	W-017	158.2	159.0	< 2	< 0.5	1.4	253	< 0.5	< 0.5	115	237	26.3	95.4	21.5	0.82	19.1	3.4	21.2
276369	W-017	159.0	160.5	4	< 0.5	0.7	174	4.2	< 0.5	89.5	189	22.2	80	17.2	0.71	15.9	2.8	17.4
276370	W-017	160.5	162.0	< 2	< 0.5	0.6	114	0.8	< 0.5	139	287	32.1	127	26.6	1.04	25.2	4.2	25.6
276371	W-017	162.0	163.0	2	< 0.5	1.6	300	5	< 0.5	130	282	33.5	119	26.6	1.13	25.1	4.5	28.5
276372	W-017	163.0	164.0	< 2	< 0.5	1.1	204	3	< 0.5	152	318	36.8	143	29.0	1.26	28.4	4.9	28.8
276373	W-017	164.0	165.3	< 2	< 0.5	0.7	206	6.2	< 0.5	149	319	37.6	132	28.8	1.19	26.2	4.7	29.4
276374	W-017	165.3	166.5	< 2	< 0.5	0.6	170	6.7	< 0.5	138	301	34.8	124	27.2	1.18	24.9	4.5	27.9
276375	W-017	166.5	167.5	< 2	< 0.5	0.4	102	6.2	< 0.5	130	279	32.8	126	25.1	1.08	25.1	4.4	27.3
276376	W-017	167.5	169.5	< 2	< 0.5	< 0.2	20	0.7	< 0.5	134	289	34.2	131	25.5	1.09	25.8	4.5	27.9
276377	W-017	169.5	170.2	8	< 0.5	0.2	85	3	< 0.5	73.5	162	19.6	77.1	16.0	1.29	17.1	3.0	18.9
276378	W-017	170.2	171.0	3	< 0.5	< 0.2	34	1.4	< 0.5	102	226	27	106	21.6	1.45	22.5	4.0	24.4
276379	W-017	171.0	172.0	< 2	< 0.5	0.5	68	9.4	0.9	62.2	137	16.6	60.9	14.0	1.67	13.5	2.4	15.2
276380	W-017	174.2	175.0	< 2	< 0.5	1.7	83	1.9	< 0.5	103	225	27.2	96.8	22.1	1.82	21.7	3.9	24.2
276381	W-017	175.0	176.2	41	< 0.5	< 0.2	6	2.3	2.5	38.8	88.4	10.9	42	10.0	2.15	9.7	1.7	10.0
276382	W-017	197.3	198.5	3	< 0.5	0.3	7	6.5	< 0.5	114	250	28.9	103	23.0	1.09	22.2	4.0	25.3
276383	W-017	198.5	200.1	12	< 0.5	0.2	7	3.2	< 0.5	140	290	35.1	124	26.9	1.19	26.2	4.7	29.0
276384	W-017	200.1	201.2	3	< 0.5	< 0.2	8	3.9	< 0.5	108	241	27.7	108	21.9	0.95	22.9	4.0	24.5
276385	W-017	201.2	202.5	< 2	8.6	< 0.2	8	4.6	< 0.5	118	256	30.3	109	23.9	1.13	22.5	4.0	24.4
276386	W-017	207.9	209.3	5	< 0.5	< 0.2	6	2.2	< 0.5	96.7	206	25	88.6	19.2	0.80	18.3	3.3	20.4
276387	W-017	209.3	211.0	10	< 0.5	< 0.2	4	< 0.5	< 0.5	88.7	196	22.9	81.9	17.5	0.71	16.7	3.0	18.5
276388	W-017	211.0	212.0	5	< 0.5	< 0.2	6	1.3	< 0.5	93.4	198	24.3	87	20.0	0.93	19.4	3.4	20.9
276389	W-017	212.0	213.0	2	< 0.5	< 0.2	8	2.9	< 0.5	99.1	222	26	101	20.4	1.04	21.2	3.7	22.4
276390	W-017	213.0	214.0	3	36.7	< 0.2	8	1	< 0.5	103	227	26.5	104	21.1	1.09	21.8	3.9	24.1
276391	W-017	214.0	214.9	12	< 0.5	< 0.2	5	2	< 0.5	89.3	203	21.1	86	19.1	0.99	18.4	3.3	20.8
276392	W-017	214.9	216.0	9	3.7	< 0.2	6	3.8	< 0.5	82.6	195	21.9	84.7	16.9	0.94	17.6	3.2	19.8

Analyte Symbol	drill-hole	from	to	Mo	Ag	In	Sn	Sb	Cs	La	Ce	Pr	Nd	Sm	Eu	Gd	Tb	Dy
Unit Symbol				ppm	ppm	ppm	ppm	ppm	ppm	ppm	ppm	ppm	ppm	ppm	ppm	ppm	ppm	ppm
Detection Limit				2	0.5	0.2	1	0.5	0.5	0.1	0.1	0.05	0.1	0.1	0.05	0.1	0.1	0.1
Analysis Method				FUS-MS	FUS-MS	FUS-MS	FUS-MS	FUS-MS	FUS-MS	FUS-MS	FUS-MS	FUS-MS	FUS-MS	FUS-MS	FUS-MS	FUS-MS	FUS-MS	FUS-MS
276393	W-017	216.0	217.0	8	< 0.5	< 0.2	5	< 0.5	< 0.5	78.5	168	21	74.9	16.4	0.87	15.6	2.7	16.9
276394	W-017	217.0	218.3	13	< 0.5	< 0.2	5	1.1	0.8	69.3	157	18.1	71	14.6	0.68	15.1	2.7	16.4
276395	W-017	218.3	218.9	24	< 0.5	< 0.2	5	1.3	1.2	82.7	173	21.2	74.8	16.2	0.70	15.6	2.8	17.3
276396	W-017	218.9	219.9	12	< 0.5	< 0.2	6	2	< 0.5	94.6	198	23.6	82.8	18.3	0.84	18.5	3.4	21.5
276397	W-017	219.9	220.5	12	< 0.5	< 0.2	5	1.7	1.3	86	181	21.9	77.2	16.3	0.69	15.8	2.8	18.0
276398	W-017	220.5	221.0	3	< 0.5	< 0.2	6	3.3	0.6	121	254	30.7	119	23.9	1.01	25.9	4.5	27.3
276399	W-017	221.0	222.0	21	< 0.5	< 0.2	5	1.4	0.8	81.3	168	21	72.7	16.2	0.74	15.7	2.8	17.5
276400	W-017	222.0	223.0	12	< 0.5	< 0.2	5	7.1	1.2	75.7	159	19.5	69	14.6	0.80	14.0	2.5	15.8
276401	W-017	223.0	224.0	19	< 0.5	< 0.2	5	0.9	1.2	73.3	157	19.1	67.4	14.6	0.78	14.2	2.5	15.2
276402	W-017	224.0	225.7	15	< 0.5	< 0.2	3	< 0.5	0.6	66.9	150	17.4	62.1	13.3	0.72	12.5	2.2	12.9
276403	W-017	225.7	226.3	9	< 0.5	< 0.2	6	2.2	1.4	75	157	19	67	14.8	0.77	14.1	2.4	14.7
276404	W-017	226.3	228.0	4	< 0.5	< 0.2	6	5.8	< 0.5	93.9	205	25.5	97.3	23.4	1.39	28.0	5.5	34.2
276405	W-017	228.0	231.0	6	< 0.5	< 0.2	5	4.9	< 0.5	79	170	20.4	72.5	16.5	0.85	16.7	3.0	19.2
276406	W-017	231.0	231.8	2	< 0.5	< 0.2	4	6.4	< 0.5	85	187	22.8	82.7	19.7	1.07	20.8	3.8	24.3
276407	W-017	237.5	238.0	6	< 0.5	< 0.2	3	< 0.5	0.9	107	250	32.2	121	27.9	1.26	26.4	4.3	24.1
276408	W-017	238.0	239.0	19	< 0.5	< 0.2	4	< 0.5	0.9	89.5	209	26.4	96.6	21.5	0.99	20.2	3.4	20.1
276409	W-017	239.0	242.1	36	0.5	< 0.2	5	1.1	0.9	87.7	205	25.1	105	25.4	1.10	24.9	4.2	24.3
276410	W-017	242.1	242.7	19	0.8	< 0.2	4	< 0.5	1.8	76.1	172	20.1	80.6	19.1	0.82	18.1	3.1	17.7
276411	W-017	242.7	243.1	16	< 0.5	< 0.2	2	< 0.5	1.4	78.7	180	22.7	93.5	22.9	0.97	22.7	3.7	21.2
276412	W-017	243.1	244.5	33	< 0.5	< 0.2	3	< 0.5	1.2	107	262	34.7	148	38.1	1.51	36.3	5.7	30.5
276413	W-017	244.5	245.2	25	< 0.5	< 0.2	2	< 0.5	1.5	90.4	213	25.8	104	24.4	1.03	22.8	3.8	22.0
276414	W-017	245.2	246.2	24	< 0.5	< 0.2	3	< 0.5	1.5	111	277	36.2	151	34.0	1.33	29.2	4.5	23.0
276415	W-017	246.2	247.0	36	< 0.5	< 0.2	5	< 0.5	1.3	159	407	51.7	217	49.3	1.99	40.8	5.8	30.6
276416	W-017	247.0	247.7	20	0.7	< 0.2	6	< 0.5	2.6	112	254	32.9	136	32.2	1.44	31.9	5.5	33.3
276417	W-017	247.7	249.0	> 100	0.6	< 0.2	4	< 0.5	1.5	104	232	31.8	134	31.5	1.41	28.9	4.5	26.0
276418	W-017	249.0	249.8	72	0.7	< 0.2	4	< 0.5	2.1	79.4	190	22.2	92.7	22.3	1.01	22.3	3.8	22.0
276419	W-017	249.8	250.5	> 100	< 0.5	< 0.2	6	1.3	1.2	94.1	212	25.8	104	25.3	1.17	24.9	4.4	27.0
276420	W-017	250.5	250.6	> 100	0.8	< 0.2	4	< 0.5	1.2	40	96.6	12.4	50.4	13.8	0.81	16.4	3.2	22.1
276421	W-017	250.6	251.8	15	0.6	< 0.2	3	< 0.5	1.3	68.8	156	19.6	79.6	17.7	0.85	16.6	2.7	16.3
276422	W-017	251.8	253.0	25	1	< 0.2	5	1.4	1.3	75.4	178	21.9	89.3	20.4	0.89	19.8	3.4	20.1
276423	W-017	236.6	237.5	18	0.6	< 0.2	3	3.9	1.1	87	191	23.3	91.9	20.1	0.92	19.9	3.3	18.5

Analyte Symbol	drill-hole	from	to	Mo	Ag	In	Sn	Sb	Cs	La	Ce	Pr	Nd	Sm	Eu	Gd	Tb	Dy
Unit Symbol				ppm	ppm	ppm	ppm	ppm	ppm	ppm	ppm	ppm	ppm	ppm	ppm	ppm	ppm	ppm
Detection Limit				2	0.5	0.2	1	0.5	0.5	0.1	0.1	0.05	0.1	0.1	0.05	0.1	0.1	0.1
Analysis Method				FUS-MS	FUS-MS	FUS-MS	FUS-MS	FUS-MS	FUS-MS	FUS-MS	FUS-MS	FUS-MS	FUS-MS	FUS-MS	FUS-MS	FUS-MS	FUS-MS	FUS-MS
276424	W-020	4.0	5.0	3	< 0.5	< 0.2	3	4.4	< 0.5	71.5	147	16.3	62.6	14.7	0.72	14.3	2.5	15.8
276425	W-020	5.0	8.0	6	< 0.5	< 0.2	4	3.1	1.1	70.2	150	17.3	67.2	14.5	0.70	14.9	2.5	15.1
276426	W-020	8.0	9.5	27	0.6	< 0.2	4	5.7	1.3	78.1	158	17.6	68.1	15.7	0.77	15.2	2.7	16.2
276427	W-020	9.5	10.1	8	0.6	< 0.2	4	6.3	1.2	69.9	151	17.2	66.6	14.6	0.73	14.5	2.5	15.2
276428	W-020	11.0	13.5	13	0.6	< 0.2	5	4.8	0.7	76.8	158	17.4	67.6	15.4	0.79	15.3	2.7	17.2
276429	W-020	13.5	15.5	61	< 0.5	< 0.2	3	5.2	1.4	68.7	149	16.9	65.4	14.2	0.69	14.5	2.5	15.3
276430	W-020	16.7	17.4	35	< 0.5	< 0.2	3	4.2	1.3	66.7	143	16.3	63.6	13.8	0.65	14.2	2.5	15.0
276431	W-020	17.4	18.5	33	< 0.5	< 0.2	3	6.1	1.3	64.9	143	16.6	64.5	13.9	0.68	14.2	2.5	15.1
276432	W-020	18.5	19.9	> 100	0.6	< 0.2	3	3.4	1.3	70.1	144	15.8	61.6	14.2	0.67	13.5	2.4	14.9
276433	W-020	19.9	21.0	51	< 0.5	< 0.2	2	1.8	1.1	63.8	136	15.3	59.1	12.8	0.74	12.9	2.3	13.7
276434	W-020	21.0	22.0	38	0.7	< 0.2	2	3.7	0.7	64.6	137	15.4	58.8	12.5	0.61	12.8	2.1	13.6
276435	W-020	22.0	23.0	21	0.6	< 0.2	3	4.3	0.7	67.1	146	16.6	64.2	13.8	0.66	14.0	2.4	15.1
276436	W-020	23.0	26.5	24	0.6	< 0.2	2	< 0.5	0.8	61.7	132	16	64.4	14.1	0.72	13.5	2.3	14.3
276437	W-020	43.0	44.0	< 2	< 0.5	< 0.2	2	5.1	0.6	18.5	43.2	5.91	26.7	7.1	2.42	7.4	1.3	7.3
276438	W-020	44.0	45.4	< 2	< 0.5	< 0.2	1	8.1	1.1	20.1	46.6	5.82	26	7.1	2.52	7.5	1.3	7.7
276439	W-020	84.5	85.6	8	1.4	< 0.2	3	< 0.5	< 0.5	72	156	18.8	75.6	16.4	0.70	15.3	2.6	16.3
276440	W-020	85.6	86.6	7	< 0.5	< 0.2	4	1.7	0.6	78	169	19.9	79.3	17.0	0.71	15.9	2.8	17.2
276441	W-020	86.6	87.6	7	0.9	< 0.2	4	5.1	0.7	78.7	170	19.2	74.4	15.8	0.66	16.1	2.7	16.9
276442	W-020	110.6	111.2	41	< 0.5	< 0.2	5	< 0.5	3.2	43.7	94.9	10.7	35.9	7.6	0.45	7.6	1.3	8.2
276443	W-020	111.2	112.2	50	< 0.5	< 0.2	2	6	2.5	35.9	76.3	8.1	29.2	6.3	0.37	6.5	1.1	7.1
276444	W-020	112.2	112.6	69	0.8	< 0.2	5	3.9	6.6	39.9	83.4	8.83	32.1	7.9	0.46	7.7	1.4	9.0
276445	W-020	112.6	113.8	34	< 0.5	< 0.2	4	0.5	10.9	44.3	94.8	10.6	35.4	7.2	0.44	6.8	1.2	7.0
276446	W-020	113.8	115.2	24	< 0.5	< 0.2	4	7.3	12.3	44.9	98.5	10.3	36.2	7.3	0.51	7.1	1.2	7.7
276447	W-020	115.2	116.7	26	< 0.5	< 0.2	4	9.9	9.8	46.9	101	10.5	36.2	7.4	0.57	7.5	1.3	8.0
276448	W-020	116.7	117.2	11	< 0.5	< 0.2	3	7.1	3.9	40.6	87.5	9.11	31.9	6.5	0.51	6.4	1.1	6.8
276449	W-020	117.2	118.6	> 100	< 0.5	< 0.2	4	6.9	3.9	45.3	96.1	9.91	35	7.1	0.52	7.2	1.3	7.6
276450	W-020	118.6	119.4	16	< 0.5	< 0.2	4	21.3	6.8	48.2	104	10.7	37.6	7.6	0.49	7.2	1.2	7.5
276451	W-020	119.4	120.8															
276452	W-020	120.8	122.0	5	< 0.5	< 0.2	5	8.3	7.1	42.3	91.1	9.47	33.8	6.9	0.42	6.7	1.2	7.2
276453	W-020	122.0	123.5	40	< 0.5	< 0.2	4	6.4	8.6	46.4	101	10.7	37.4	7.9	0.47	7.8	1.4	8.4
276454	W-020	123.5	125.0	20	< 0.5	< 0.2	4	6	7.5	47.3	96.4	9.61	33.9	7.4	0.47	6.7	1.2	7.6

Analyte Symbol	drill-hole	from	to	Mo	Ag	In	Sn	Sb	Cs	La	Ce	Pr	Nd	Sm	Eu	Gd	Tb	Dy
Unit Symbol				ppm	ppm	ppm	ppm	ppm	ppm	ppm	ppm	ppm	ppm	ppm	ppm	ppm	ppm	ppm
Detection Limit				2	0.5	0.2	1	0.5	0.5	0.1	0.1	0.05	0.1	0.1	0.05	0.1	0.1	0.1
Analysis Method				FUS-MS	FUS-MS	FUS-MS	FUS-MS	FUS-MS	FUS-MS	FUS-MS	FUS-MS	FUS-MS	FUS-MS	FUS-MS	FUS-MS	FUS-MS	FUS-MS	FUS-MS
276455	W-020	125.0	126.7	10	< 0.5	< 0.2	4	6	7.1	45.4	93.8	9.48	32.9	7.3	0.45	6.5	1.2	7.3
276456	W-020	127.1	128.6	47	< 0.5	< 0.2	3	5.3	7.5	43.7	94.5	10.1	36	7.4	0.60	7.6	1.3	8.3
276457	W-020	128.6	129.4	6	< 0.5	< 0.2	3	3.8	4.3	41.9	90.4	9.44	33.8	7.2	0.52	7.3	1.3	7.8
276458	W-020	129.4	130.6	7	< 0.5	< 0.2	4	6.7	4.5	42.6	93.4	10	35.9	7.8	0.47	7.9	1.4	8.4
276459	W-020	130.6	131.3	33	< 0.5	< 0.2	4	4.7	2.2	40.9	85.1	8.63	30.9	7.2	0.38	6.7	1.2	7.3
276460	W-020	131.3	131.6	4	< 0.5	< 0.2	4	1.7	2.4	37.6	79.8	9.06	35.3	7.2	0.38	6.5	1.2	7.3
276461	W-020	131.6	132.6	22	< 0.5	< 0.2	4	4.5	2.4	42.2	91.8	9.68	34.9	7.5	0.43	7.5	1.3	8.0
276462	W-020	133.9	135.4	25	< 0.5	< 0.2	4	14.8	2.9	43	93.8	10	35.9	7.7	0.46	7.7	1.3	8.5
276463	W-020	135.4	136.6	11	< 0.5	< 0.2	4	6.2	3.4	44.2	96	10.2	36	7.8	0.43	8.0	1.4	8.6
276464	W-020	136.6	137.0	24	< 0.5	< 0.2	5	10.2	7	45.4	98.6	10.3	35.8	7.5	0.41	7.1	1.2	7.4
276465	W-020	137.0	138.5	82	< 0.5	< 0.2	4	6	2.4	43.4	88.8	8.97	31.2	7.1	0.31	6.1	1.1	7.2
276466	W-020	138.5	139.0	70	< 0.5	< 0.2	4	< 0.5	2.3	43	91.6	10.4	40.2	7.9	0.35	6.9	1.2	7.6
276467	W-020	139.0	139.4	> 100	< 0.5	< 0.2	6	7.9	3.4	89.3	197	22.6	85.7	19.8	0.51	19.8	3.3	20.8
276468	W-020	139.4	139.7	75	< 0.5	< 0.2	7	4	2	96.4	214	24.6	93.6	21.5	0.43	22.0	3.7	22.9
276469	W-020	139.7	140.5	36	< 0.5	< 0.2	6	1.5	2	84.2	180	24	83.6	18.5	0.36	18.4	3.0	18.6
276470	W-020	140.5	141.5	10	< 0.5	< 0.2	6	1.4	1.6	73.9	158	21.1	72.6	16.2	0.32	16.2	2.8	16.4
276471	W-020	178.6	180.0	2	< 0.5	< 0.2	5	< 0.5	2.4	73.3	155	20.8	72	16.1	0.32	16.1	2.8	16.3
276472	W-020	180.0	181.0	2	< 0.5	< 0.2	4	4.4	3	68.9	150	19.6	68.9	15.3	0.25	15.1	2.6	15.6
276473	W-020	181.0	181.7	7	< 0.5	< 0.2	6	0.9	3.3	73.8	159	21.1	73	16.2	0.25	15.9	2.7	16.3
276474	W-020	181.7	183.0	14	< 0.5	< 0.2	5	1.7	3.6	72.5	156	20.9	73.3	16.6	0.29	16.9	2.9	17.6
276475	W-020	183.0	184.0	57	< 0.5	< 0.2	4	1.1	4	71.4	153	20.2	70.6	16.0	0.26	15.8	2.7	16.0
276476	W-020	184.0	184.4	10	< 0.5	< 0.2	4	5.9	4.1	60.4	128	15.6	57.7	14.2	1.18	13.3	2.3	13.8
276477	W-020	185.6	186.7	6	< 0.5	< 0.2	5	< 0.5	3.9	75.6	164	21.8	75.6	16.8	0.33	16.6	2.8	16.8
276478	W-020	186.7	188.0	7	< 0.5	< 0.2	5	5.3	3.3	71.8	154	18.4	66.5	16.3	0.26	15.4	2.7	16.1
276479	W-020	188.0	189.0	4	< 0.5	< 0.2	5	4.6	3.7	70.1	151	20.4	71.2	15.8	0.27	15.7	2.7	16.1
276480	W-020	189.0	190.0	4	< 0.5	< 0.2	5	2.3	3.9	74.4	160	21.3	73	16.5	0.27	16.3	2.8	16.5
276481	W-020	190.0	191.3	11	< 0.5	< 0.2	5	1.8	3.9	72.1	157	20.9	72.8	16.3	0.26	16.3	2.7	16.6
276482	W-020	191.3	192.0	14	< 0.5	< 0.2	5	< 0.5	3.7	71.5	156	20.9	72.7	16.5	0.27	16.6	2.8	16.9
276483	W-020	192.0	193.0	3	< 0.5	< 0.2	4	< 0.5	3.4	65.8	142	18.9	65.3	14.6	0.24	14.6	2.4	14.6
276484	W-020	193.0	194.5	< 2	< 0.5	< 0.2	4	< 0.5	3.1	60.6	131	17.3	60.5	13.6	0.24	13.3	2.3	13.5
276485	W-020	194.5	195.0	< 2	< 0.5	< 0.2	5	3	2.4	59.3	127	15	55.7	13.9	0.24	12.6	2.2	13.9

Analyte Symbol	drill-hole	from	to	Mo	Ag	In	Sn	Sb	Cs	La	Ce	Pr	Nd	Sm	Eu	Gd	Tb	Dy
Unit Symbol				ppm	ppm	ppm	ppm	ppm	ppm	ppm	ppm	ppm	ppm	ppm	ppm	ppm	ppm	ppm
Detection Limit				2	0.5	0.2	1	0.5	0.5	0.1	0.1	0.05	0.1	0.1	0.05	0.1	0.1	0.1
Analysis Method				FUS-MS	FUS-MS	FUS-MS	FUS-MS	FUS-MS	FUS-MS	FUS-MS	FUS-MS	FUS-MS	FUS-MS	FUS-MS	FUS-MS	FUS-MS	FUS-MS	FUS-MS
276486	W-020	195.0	196.3	< 2	< 0.5	< 0.2	4	2.8	2.2	55	118	15.6	56	12.8	0.25	12.5	2.1	13.7
276487	W-020	196.3	197.3	3	< 0.5	< 0.2	5	1.3	2.4	57	123	16.4	58.9	13.7	0.26	13.6	2.4	15.2
276488	W-020	197.3	198.6	< 2	< 0.5	< 0.2	6	0.6	1.4	76.7	164	22	78.7	18.4	0.34	17.8	3.1	19.6
276489	W-020	198.6	200.2	< 2	< 0.5	< 0.2	6	2.6	1.1	68	146	19.7	69.5	16.3	0.26	15.8	2.8	17.3
276490	W-020	200.2	201.3	< 2	< 0.5	< 0.2	6	< 0.5	< 0.5	55	119	15.9	56.2	13.4	0.27	13.5	2.4	14.8
276491	W-020	201.3	203.1	< 2	< 0.5	< 0.2	6	1.4	0.6	47.9	105	14.1	50.5	12.8	0.31	13.0	2.4	15.1
276492	W-020	203.1	204.0	< 2	< 0.5	< 0.2	7	4.7	< 0.5	61.8	133	16.3	61.3	16.5	0.30	16.5	3.0	18.8
276493	W-020	204.0	205.4	< 2	< 0.5	< 0.2	6	3.8	< 0.5	52.4	114	13.9	52.1	13.8	0.24	13.5	2.5	15.8
276494	W-020	29.3	30.3	< 2	< 0.5	< 0.2	2	4	4.2	27.6	63.5	8.54	36.8	9.4	3.21	9.7	1.7	9.7
276495	W-020	30.3	31.0	< 2	< 0.5	< 0.2	2	4.7	4.6	26.5	62.3	9.21	37.9	9.1	3.13	9.7	1.6	9.6
276496	W-020	31.0	34.7	14	< 0.5	< 0.2	4	3.3	1	65	135	15.9	59.4	13.6	0.69	12.5	2.3	14.4
276497	W-020	34.7	35.7	2	< 0.5	< 0.2	5	< 0.5	< 0.5	23.2	51.9	6.56	30.2	8.0	2.92	8.4	1.5	8.8
276498	W-020	35.7	36.5	< 2	< 0.5	< 0.2	2	2.6	4.5	27.2	63.3	8.5	36.2	9.5	3.19	9.6	1.6	9.7
276499	W-012	13.0	14.5	3	< 0.5	< 0.2	6	< 0.5	2	55.1	124	16.7	63.5	15.3	0.17	16.4	3.0	19.1
276500	W-012	14.5	16.3	5	< 0.5	< 0.2	8	3.1	1.9	57.7	131	14.6	64.6	16.6	0.14	16.6	3.1	20.1
288101	W-021	79.0	79.7															
288102	W-021	79.7	80.5															
288103	W-021	80.5	81.2															
288104	W-021	81.2	82.5															
288105	W-021	82.5	83.4															

Analyte Symbol	drill-hole	from	to	Ho	Er	Tm	Yb	Lu	Hf	Ta	Tl	Pb	Bi	Th	U	U
Unit Symbol				ppm	ppm	ppm	ppm	ppm	ppm	ppm	ppm	ppm	ppm	ppm	ppm	ppm
Detection Limit				0.1	0.1	0.05	0.1	0.04	0.2	0.1	0.1	5	0.4	0.1	0.1	0.1
Analysis Method				FUS-MS	FUS-MS	FUS-MS	FUS-MS	FUS-MS	FUS-MS	FUS-MS	FUS-MS	FUS-MS	FUS-MS	FUS-MS	FUS-MS	DNC
172501	W-012	16.3	18.0	4.2	12.6	1.83	11.4	1.55	13.9	5.4	1.8	24	0.9	19.4	5.2	5.5
172502	W-012	18.0	19.5	4.2	12.4	1.79	11.1	1.52	12.9	5	1.8	21	1	17.9	5.3	5.6
172504	W-012	19.6	20.4	3.0	8.6	1.24	7.7	1.07	11.6	2	1.8	70	1.3	11.2	18.9	18.6
172505	W-012	20.4	21.2	4.5	13.4	1.95	12.3	1.69	18.2	3	1	49	1.9	21.1	41.5	41.7
172506	W-012	22.6	23.2	4.1	11.9	1.73	10.9	1.5	16.9	2.9	1.2	57	0.6	16.1	25.5	25.7
172507	W-012	23.2	26.0	4.4	13.6	1.99	12.6	1.75	18.2	3.1	2.8	89	1.1	21	41.8	42.4
172508	W-012	26.0	28.5	4.2	12.7	1.87	11.9	1.67	17.2	2.9	3.5	70	0.7	20.4	33.4	35.2
172509	W-012	28.5	29.5	2.2	6.3	0.91	5.7	0.78	9.2	1.7	1.8	90	1.3	6.3	5.2	5.2
172510	W-012	29.5	31.0	3.6	10.7	1.58	10.1	1.41	16.8	2.8	2.9	76	< 0.4	17.1	14.1	14.5
172511	W-012	34.0	35.2	3.2	9.9	1.53	9.4	1.32	16.6	2.9	3.1	53	0.5	17.6	12.2	12.2
172512	W-012	35.2	35.9	4.4	13.0	1.9	12.1	1.7	20.5	3.6	3.2	129	1.2	21.5	7.2	10.0
172513	W-012	35.9	37.5	3.7	10.9	1.6	10.1	1.42	16.7	2.9	2.6	43	< 0.4	16.3	13.5	14.2
172514	W-012	37.5	38.6	3.9	11.6	1.73	11.1	1.6	17.3	3.3	4.1	67	0.6	18.8	10.7	9.2
172515	W-012	38.6	39.5	5.3	15.6	2.32	14.9	2.15	21.6	3.9	3.2	143	2	22.6	48.6	50.4
172516	W-012	39.5	40.0	3.6	10.6	1.58	10.3	1.49	16.4	3	2.4	104	0.8	16.5	7.9	7.9
172517	W-012	40.5	42.0	3.0	8.9	1.32	8.5	1.24	13.3	2.3	0.2	230	4.3	11.5	19.6	19.4
172518	W-012	45.5	45.7	3.2	9.7	1.46	9.4	1.38	14.5	2.6	1.6	80	0.8	13.7	14.7	14.7
172519	W-012	45.9	46.7	4.5	13.6	2.01	12.9	1.87	17.6	3.1	2.1	115	3.4	18.6	69.2	69.4
172520	W-012	47.6	48.0	4.4	13.3	1.95	12.4	1.76	17.7	3.2	3.1	88	0.7	18.1	42.8	45.2
172521	W-012	48.1	49.3	3.4	10.1	1.49	9.5	1.39	14.7	2.7	3	69	0.8	16.7	14.6	15.1
172522	W-012	52.0	52.8	3.5	10.4	1.55	10.1	1.46	15.7	2.8	3.4	90	1.9	14.6	18.9	18.8
172523	W-012	52.8	53.0	4.7	14.1	2.09	13.4	1.93	19.8	3.5	0.2	17	1.7	20.2	128.0	127.0
172524	W-012	54.7	55.2	3.5	10.1	1.5	9.6	1.44	19.7	3.5	0.6	32	8.2	12.9	3.6	3.8
172525	W-012	55.2	55.8	2.8	7.6	1.09	6.7	1	10.8	2.1	< 0.1	38	10.2	4.9	1.5	2.0
172526	W-012	55.8	57.0	2.8	7.6	1.08	6.6	0.95	9.9	1.9	0.2	311	13.9	3.3	1.1	1.1
172527	W-012	61.0	61.4	3.5	10.3	1.52	9.7	1.4	15.6	2.8	0.4	711	24.7	16.1	17.1	17.1
172528	W-012	61.4	62.0	3.8	11.2	1.65	10.6	1.5	17.2	3	2.4	85	2	18.4	5.8	6.0
172529	W-012	62.0	63.5	3.1	9.2	1.37	8.8	1.25	14.2	2.6	1.6	107	1.2	17.2	10.1	10.3
172530	W-012	63.5	64.8	3.4	10.2	1.53	9.8	1.43	15.3	2.8	2.5	79	1.6	17.4	8.1	7.6
172531	W-012	64.8	65.1	3.2	9.4	1.39	8.9	1.27	14.5	2.6	1.6	60	4.2	15.6	5.9	5.9
172532	W-012	71.6	72.1	3.9	12.1	1.81	11.8	1.71	18	3.2	1.5	38	0.5	19.7	28.4	28.2

Analyte Symbol	drill-hole	from	to	Ho	Er	Tm	Yb	Lu	Hf	Ta	Tl	Pb	Bi	Th	U	U
Unit Symbol				ppm	ppm	ppm	ppm	ppm	ppm	ppm	ppm	ppm	ppm	ppm	ppm	ppm
Detection Limit				0.1	0.1	0.05	0.1	0.04	0.2	0.1	0.1	5	0.4	0.1	0.1	0.1
Analysis Method				FUS-MS	FUS-MS	FUS-MS	FUS-MS	FUS-MS	FUS-MS	FUS-MS	FUS-MS	FUS-MS	FUS-MS	FUS-MS	FUS-MS	DNC
172533	W-012	72.1	72.6	3.5	10.5	1.57	10.2	1.51	17	3.1	2.9	147	< 0.4	19.5	5.3	5.4
172534	W-012	72.6	73.3	3.8	11.2	1.68	10.9	1.6	17.3	3.2	2.3	22	< 0.4	19.3	6.4	6.5
172535	W-012	106.4	107.0	3.2	9.4	1.39	8.9	1.27	13.1	2.9	0.2	21	< 0.4	21.2	9.2	9.0
172536	W-012	107.0	107.3	2.5	7.4	1.09	7	1.04	10.7	3.3	0.2	13	0.5	33.8	12.5	12.8
172537	W-012	107.3	107.7	3.1	9.3	1.4	9.1	1.35	14.5	2.8	0.2	20	< 0.4	16.4	9.7	9.0
172538	W-012	121.0	122.2	3.2	9.7	1.45	9.3	1.35	14.8	2.7	2.7	459	< 0.4	16.2	6.1	5.8
172539	W-012	122.2	123.0	3.2	9.6	1.43	9.3	1.34	14.7	2.7	1.6	137	< 0.4	15.9	5.0	4.9
172540	W-012	152.3	152.6	3.4	9.6	1.42	9.1	1.34	14.8	2.8	1	31	< 0.4	16.3	8.6	8.3
172541	W-012	152.6	152.9	3.3	9.5	1.43	9.3	1.4	16	2.9	0.8	41	0.5	16.5	13.2	12.7
172542	W-012	152.9	153.3	3.5	10.5	1.53	9.7	1.39	14.8	2.8	1	17	< 0.4	17.9	6.1	6.1
172543	W-012	153.8	155.1	3.5	10.5	1.56	10.1	1.47	15.5	2.8	1.3	23	< 0.4	17.8	16.1	16.3
172544	W-012	155.1	156.1	3.3	9.9	1.48	9.6	1.39	15.2	2.8	2.1	28	< 0.4	17.3	7.9	8.4
172545	W-012	156.1	157.0	3.3	9.7	1.43	9.2	1.3	15.1	2.9	1.5	31	< 0.4	16.1	10.7	11.9
172546	W-012	157.0	159.0	3.9	11.6	1.71	10.9	1.53	17.1	3.2	1.3	17	< 0.4	18.2	23.9	24.8
172547	W-012	159.1	159.6	3.3	9.7	1.43	9.1	1.29	15.3	2.9	2.9	78	0.8	16.4	12.0	11.7
172548	W-012	159.6	160.0	3.5	10.3	1.52	9.7	1.35	15.9	3.1	2.6	71	< 0.4	17.3	13.8	14.5
172549	W-012	160.0	160.8	4.2	12.8	1.88	12	1.66	18	3.6	1.2	40	0.7	19.4	58.0	62.2
172550	W-012	160.8	161.2	3.6	11.0	1.62	10.4	1.45	16.2	3	1	52	0.4	17.6	40.0	41.4
172551	W-012	161.2	161.8	3.8	11.3	1.67	10.6	1.48	16.1	3.1	0.9	30	0.7	17.6	35.1	35.9
172552	W-012	161.8	162.3	4.2	12.8	1.88	12	1.69	17	3.2	2.4	66	1.4	17.8	75.1	79.6
172553	W-012	162.3	163.0	3.3	9.8	1.45	9.3	1.35	16.3	3	2.5	111	< 0.4	16.8	6.5	6.7
172554	W-012	163.0	163.5	3.7	10.9	1.59	10.1	1.4	16.3	3.1	2.4	155	< 0.4	17.1	13.6	14.7
172555	W-012	163.5	164.0	3.2	9.3	1.41	9.3	1.4	14.8	2.8	1.8	49	< 0.4	15.7	9.0	10.1
172556	W-012	164.0	165.0	3.4	10.0	1.48	9.4	1.33	15	2.9	1.9	64	< 0.4	17.4	7.0	7.3
172557	W-012	165.0	165.4	3.2	9.3	1.38	8.8	1.26	15.2	2.9	1.5	46	0.4	16.2	4.5	5.2
172558	W-012	165.4	166.0	4.1	11.9	1.73	10.9	1.53	17.7	3.5	1.2	57	0.5	20.4	8.2	8.3
172559	W-012	166.0	167.3	5.5	16.3	2.39	15.2	2.11	24.4	4.6	3.5	41	0.7	26.3	27.9	29.4
172560	W-012	167.3	168.5	5.5	16.5	2.45	15.8	2.21	26.8	5.1	3.8	49	0.8	27.5	26.6	27.8
172561	W-012	168.5	169.8	4.4	12.9	1.89	12	1.68	20.6	3.8	3.2	121	0.9	21.3	7.1	7.5
172562	W-012	169.8	170.4	4.4	13.0	1.93	12.4	1.75	20.6	3.8	2.5	47	0.9	22.7	10.7	11.2
172563	W-012	170.4	171.2	4.1	12.1	1.77	11.3	1.58	19.6	3.7	2.7	61	0.8	20.3	6.1	6.5

Analyte Symbol	drill-hole	from	to	Ho	Er	Tm	Yb	Lu	Hf	Ta	Tl	Pb	Bi	Th	U	U
Unit Symbol				ppm	ppm	ppm	ppm	ppm	ppm	ppm	ppm	ppm	ppm	ppm	ppm	ppm
Detection Limit				0.1	0.1	0.05	0.1	0.04	0.2	0.1	0.1	5	0.4	0.1	0.1	0.1
Analysis Method				FUS-MS	FUS-MS	FUS-MS	FUS-MS	FUS-MS	FUS-MS	FUS-MS	FUS-MS	FUS-MS	FUS-MS	FUS-MS	FUS-MS	DNC
172564	W-012	171.2	171.6	4.0	11.6	1.71	10.8	1.52	18.3	3.4	1.6	44	< 0.4	19.3	8.8	8.6
172565	W-012	171.6	173.1	3.8	11.5	1.73	10.5	1.49	18.9	3.2	2.8	238	< 0.4	20.5	14.2	13.1
172567	W-012	173.1	173.6	3.5	10.4	1.57	9.8	1.38	17	3.1	2.1	86	0.5	19.6	7.0	7.0
172568	W-012	173.6	174.5	3.6	10.5	1.55	9.9	1.41	17.3	3.2	1.8	273	< 0.4	17.8	4.6	4.5
172569	W-012	174.5	174.9	3.5	10.3	1.52	9.7	1.37	16.9	3.2	1.7	55	0.5	17.3	4.2	4.1
172570	W-012	174.9	175.1	3.3	9.7	1.44	9.2	1.31	15.7	2.9	1.4	72	< 0.4	16.3	3.9	4.2
172571	W-012	183.6	183.8	3.1	9.3	1.38	8.9	1.26	15.7	2.9	1.7	45	< 0.4	15.7	3.7	4.0
172572	W-012	183.8	184.2	4.6	13.6	2	12.8	1.8	21	3.7	4	69	0.6	21.9	59.7	63.2
172573	W-012	184.2	184.5	3.5	10.8	1.61	10.4	1.47	17.7	3.2	2.9	40	< 0.4	18.2	26.2	27.0
172574	W-012	184.5	184.7	5.9	17.2	2.5	15.7	2.18	25.8	4.6	2.2	65	3.2	25.7	50.7	52.0
172575	W-012	184.7	185.1	8.0	23.8	3.51	22.4	3.12	37.4	7	1.3	38	2.2	37.9	77.3	85.2
172576	W-012	185.1	186.1	3.8	10.9	1.6	10.1	1.4	18	3.4	2.6	30	< 0.4	15.5	10.2	9.7
172577	W-012	186.1	182.0	4.6	13.6	1.99	12.6	1.74	21.3	3.8	2.4	37	< 0.4	19.7	32.3	34.4
172578	W-012	187.0	188.0	3.5	10.2	1.5	9.5	1.32	16.6	3	2.3	57	< 0.4	16.8	5.8	6.2
172579	W-012	188.0	188.5	3.2	9.4	1.38	8.8	1.23	15.7	2.9	1.5	29	< 0.4	16	4.0	4.6
172580	W-012	188.5	189.7	3.6	10.6	1.57	10	1.39	17.9	3.2	2.3	39	< 0.4	17.9	10.1	10.2
172581	W-012	189.7	190.7	4.0	11.8	1.73	10.9	1.51	18.3	3.4	3	63	< 0.4	20.7	7.1	7.4
172582	W-012	190.7	191.3	3.8	11.4	1.69	10.9	1.54	18.3	3.3	2.5	38	< 0.4	20.2	10.9	11.1
172583	W-012	191.3	191.7	4.1	12.1	1.78	11.4	1.61	18.8	3.6	3.1	69	0.5	22.6	15.6	15.7
172584	W-012	191.7	192.5	3.6	10.6	1.56	9.9	1.42	17	3.3	2.4	133	< 0.4	19.8	8.8	9.3
172585	W-012	192.5	193.2	3.7	10.9	1.6	10.2	1.43	18.4	3.5	2.1	88	< 0.4	20.4	7.1	7.3
172586	W-012	193.2	193.9	3.5	10.6	1.57	10	1.4	17.3	3.2	2.3	255	0.5	20.6	11.7	11.5
172587	W-012	199.5	199.9	3.1	9.2	1.33	8.4	1.13	15.7	2.6	1.6	32	0.5	15.9	8.5	10.2
172588	W-012	199.9	200.0	5.5	15.2	2.11	12.6	1.67	19.4	2.9	1.5	37	1	19.3	126.0	150.0
172589	W-012	200.0	200.5	3.3	9.8	1.42	9	1.21	16.1	2.8	1.4	33	< 0.4	17.1	9.1	11.2
172590	W-012	200.5	201.0	2.4	7.1	1.04	6.6	0.9	11.7	2.1	1.5	92	0.6	11.7	17.4	18.4
172591	W-012	201.0	203.8	3.6	10.4	1.49	9.3	1.26	17.1	3.1	1.8	63	< 0.4	18.2	8.2	9.2
172592	W-012	203.8	205.1	3.6	10.7	1.55	9.7	1.31	17	3.2	1.5	51	< 0.4	26.4	13.4	14.4
172593	W-012	205.1	206.0	3.9	11.5	1.66	10.3	1.38	17.2	3	2.2	105	0.8	23	13.3	14.7
172594	W-012	206.0	206.8	3.2	9.5	1.38	8.7	1.19	15.4	2.8	3.2	58	< 0.4	21.9	13.9	16.5
172595	W-012	206.8	207.2	7.3	20.3	2.88	17.6	2.43	21.7	3.6	4.1	192	1.4	28.9	236.0	249.0

Analyte Symbol	drill-hole	from	to	Ho	Er	Tm	Yb	Lu	Hf	Ta	Tl	Pb	Bi	Th	U	U
Unit Symbol				ppm	ppm	ppm	ppm	ppm	ppm	ppm	ppm	ppm	ppm	ppm	ppm	ppm
Detection Limit				0.1	0.1	0.05	0.1	0.04	0.2	0.1	0.1	5	0.4	0.1	0.1	0.1
Analysis Method				FUS-MS	FUS-MS	FUS-MS	FUS-MS	FUS-MS	FUS-MS	FUS-MS	FUS-MS	FUS-MS	FUS-MS	FUS-MS	FUS-MS	DNC
172596	W-012	207.2	208.3	4.3	12.6	1.85	11.8	1.69	18.3	3.1	3	46	< 0.4	22.7	18.9	19.5
172597	W-012	208.3	208.9	3.5	10.1	1.5	9.5	1.39	15.4	2.5	2.6	74	< 0.4	17.2	4.7	5.9
172598	W-012	208.9	210.5	3.9	11.3	1.65	10.4	1.48	16.5	2.8	2.6	27	< 0.4	21.6	19.0	19.2
172599	W-012	210.5	212.0	4.0	11.4	1.67	10.5	1.47	16.6	2.9	1.2	33	0.5	18.1	27.7	31.5
172600	W-012	212.0	213.2	4.6	13.2	1.91	12	1.69	18.2	3.1	1.5	25	< 0.4	18.2	24.8	26.5
172601	W-012	213.2	213.6	5.1	14.8	2.16	13.7	1.95	20.5	3.6	0.4	44	0.6	21.4	72.2	75.8
172602	W-012	213.6	214.0	3.7	10.6	1.54	9.7	1.39	16	2.8	1.5	54	1.1	18.8	15.3	16.6
172603	W-012	214.0	214.3	5.4	15.8	2.31	14.5	2.08	23.7	3.9	0.2	75	0.6	26	52.7	56.6
172604	W-012	214.3	215.0	5.4	15.7	2.3	14.6	2.08	24.2	4.2	0.2	54	0.6	24.5	49.4	52.8
172605	W-012	215.0	215.5	5.9	17.1	2.52	16	2.27	23.8	4.6	0.3	45	< 0.4	26.9	91.1	98.2
172606	W-012	215.5	215.8	3.5	10.4	1.57	10.3	1.49	17.8	3	0.9	53	0.5	22.4	19.6	19.8
172607	W-012	215.8	217.0	4.4	12.9	1.89	12	1.72	19.5	3.3	0.4	48	0.8	21.3	55.0	62.0
172608	W-012	217.0	217.8	3.9	11.4	1.67	10.6	1.52	16.6	2.9	1.6	37	< 0.4	16	28.0	31.0
172609	W-012	217.8	218.8	3.8	11.1	1.64	10.5	1.51	16.5	2.8	2.6	41	< 0.4	13.9	23.8	27.2
172610	W-012	218.8	219.2	4.0	11.8	1.73	10.9	1.53	17	2.9	2.6	39	0.5	15.8	21.3	23.8
172611	W-012	219.2	220.0	3.9	11.6	1.7	10.8	1.56	17.4	2.9	2.7	71	1.5	17.4	31.9	35.7
172612	W-012	220.0	220.8	3.4	9.8	1.43	9.1	1.31	15.6	2.7	2.4	52	< 0.4	12.4	5.9	6.8
172613	W-012	224.6	225.0	3.5	10.3	1.5	9.5	1.3	15.2	2.7	2	62	0.5	12.7	7.6	8.4
172614	W-012	225.0	226.6	3.7	11.0	1.64	10.6	1.49	16.1	2.9	1.5	45	0.5	15	5.8	7.1
172615	W-012	226.6	227.6	4.1	12.0	1.79	11.6	1.62	20.5	3.5	1.9	131	0.7	19.9	12.3	15.6
172616	W-012	253.0	253.8	1.3	3.5	0.5	3	0.42	4.4	0.7	1.2	103	0.4	1.4	0.6	< 0.1
172617	W-012	253.8	255.0	1.9	5.1	0.72	4.4	0.61	6.4	1.3	1.8	230	< 0.4	1.7	0.5	0.5
172618	W-012	255.0	255.7	1.4	3.7	0.52	3.2	0.44	4.6	0.8	0.8	56	< 0.4	1.7	0.5	0.2
172619	W-012	255.7	256.1	1.3	3.6	0.51	3.1	0.44	5.4	1.1	0.7	39	0.6	2.8	2.6	3.2
172620	W-012	256.1	256.4	1.3	3.5	0.5	3	0.42	4.8	1	1.1	29	< 0.4	1.6	0.5	0.5
172621	W-012	256.4	257.0	1.2	3.4	0.49	3	0.42	4.9	1.2	1.8	13	0.7	1.5	0.5	0.3
172622	W-012	112.0	112.7	2.5	7.2	1.06	6.7	0.94	12.9	2.3	1.3	67	0.4	11.5	6.3	6.8
172623	W-012	112.7	113.0	2.6	7.9	1.17	7.6	1.05	12.8	2.1	1.8	77	0.5	12.4	8.5	11.0
172624	W-012	113.0	113.4	2.6	7.5	1.1	6.9	0.96	11	1.9	0.6	27	< 0.4	11.2	5.4	7.4
172625	W-012	113.4	115.0	2.8	8.3	1.22	7.7	1.07	12.3	2.1	1.1	58	< 0.4	12.3	4.9	6.1
172626	W-012	115.0	116.2	3.4	10.0	1.47	9.4	1.3	14.2	2.5	1.5	169	0.7	14	5.7	6.7

Analyte Symbol	drill-hole	from	to	Ho	Er	Tm	Yb	Lu	Hf	Ta	Tl	Pb	Bi	Th	U	U
Unit Symbol				ppm	ppm	ppm	ppm	ppm	ppm	ppm	ppm	ppm	ppm	ppm	ppm	ppm
Detection Limit				0.1	0.1	0.05	0.1	0.04	0.2	0.1	0.1	5	0.4	0.1	0.1	0.1
Analysis Method				FUS-MS	FUS-MS	FUS-MS	FUS-MS	FUS-MS	FUS-MS	FUS-MS	FUS-MS	FUS-MS	FUS-MS	FUS-MS	FUS-MS	DNC
172627	W-019	33.1	34.0	3.2	9.5	1.39	8.9	1.23	14.6	2.5	2.7	29	1	13.8	9.0	9.9
172628	W-019	34.0	34.5	3.4	10.1	1.49	9.5	1.31	16.1	2.7	3	43	0.6	15.1	9.5	9.9
172629	W-019	34.5	35.5	2.9	8.8	1.3	8.3	1.14	13.2	2.2	2.3	49	0.7	11.9	9.0	9.3
172630	W-019	35.5	37.8	3.5	10.4	1.53	9.8	1.35	15	2.6	3.6	93	0.8	15.1	15.9	16.5
172631	W-019	37.8	39.1	3.7	11.1	1.65	10.5	1.44	16.4	2.9	2.9	51	< 0.4	17.8	11.3	11.4
172632	W-019	39.1	40.2	3.4	10.3	1.52	9.8	1.35	15.9	2.7	3	32	< 0.4	16.3	8.6	8.3
172633	W-019	45.8	46.3	3.6	10.4	1.51	9.5	1.34	17.7	3	1.1	49	0.6	10.4	3.3	2.7
172634	W-019	46.3	46.7	3.5	10.1	1.49	9.5	1.35	19.5	3.3	1.3	45	0.5	12.2	3.9	3.9
172635	W-019	46.7	47.0	3.6	10.4	1.53	9.8	1.41	19.7	3.2	1.3	70	0.6	11.9	3.4	3.2
172636	W-019	47.0	47.7	3.6	10.1	1.49	9.5	1.38	18.5	3	0.9	48	1	10.4	3.7	3.4
172637	W-019	47.7	48.4	2.7	7.4	1.03	6.2	0.88	8.7	1.9	1.1	63	< 0.4	3.1	1.8	1.6
172638	W-019	48.4	48.9	2.4	6.4	0.89	5.4	0.78	7.7	1.5	0.8	37	< 0.4	2.7	1.3	1.0
172639	W-019	48.9	49.7	3.4	10.1	1.49	9.4	1.31	15.8	2.7	2	15	< 0.4	15.7	9.1	8.5
172640	W-019	52.3	54.7	x	x	x	x	x	x	x	x	x	x	x		
172641	W-019	54.7	55.4	3.2	9.7	1.44	9.2	1.37	18.2	3.1	1.2	27	< 0.4	15.6	6.0	
172642	W-019	55.4	55.9	3.3	10.2	1.52	9.8	1.44	18.7	3.1	1.9	39	< 0.4	16.2	7.5	
172643	W-019	55.9	57.9	3.4	10.4	1.58	10	1.53	19.6	3.2	1.6	24	< 0.4	16.1	7.4	
172644	W-019	57.9	58.4	3.3	10.0	1.52	9.6	1.43	17.7	2.9	2.1	41	< 0.4	16.2	11.0	
172645	W-019	58.4	59.0	3.3	9.9	1.5	9.7	1.43	18.2	3.1	2	37	< 0.4	16	8.0	
172646	W-019	59.0	60.5	4.5	13.3	2.01	12.3	1.82	19.7	3.2	2.6	36	1.2	18.5	46.4	
172647	W-019	60.5	62.8	3.6	10.6	1.57	10.1	1.38	16.3	2.7	3.1	47	0.6	15.5	10.4	10.5
172648	W-019	64.7	65.6	3.7	11.0	1.63	10.4	1.43	16.9	2.8	3.2	32	< 0.4	17.1	12.7	11.8
172649	W-019	65.6	66.6	3.3	9.7	1.44	9.3	1.3	15.4	2.6	3.5	35	0.5	17.3	9.1	9.2
172650	W-019	66.6	67.5	3.5	10.3	1.5	9.5	1.31	16.9	2.6	2.6	36	< 0.4	15.4	9.4	9.5
172651	W-019	67.5	68.7	3.8	11.3	1.68	10.7	1.56	18.4	2.8	3.4	96	0.7	19.6	9.7	9.1
172652	W-019	68.7	69.2	3.8	11.3	1.67	10.7	1.53	18.4	2.8	2.9	28	0.5	18.4	12.6	12.7
172653	W-019	69.2	70.8	4.1	12.3	1.81	11.5	1.62	19.6	3	2.1	24	0.9	18.9	17.9	17.7
172654	W-019	70.8	71.7	3.9	11.3	1.66	10.5	1.5	19	2.8	3.1	19	< 0.4	16.1	5.8	5.9
172655	W-019	71.7	73.3	3.4	10.1	1.48	9.3	1.31	16.7	2.6	2.6	50	0.5	14.7	7.9	8.3
172656	W-019	73.3	74.2	3.6	10.6	1.56	9.9	1.39	17.7	2.7	2.8	14	0.6	15.7	7.9	8.7
172657	W-019	74.2	76.5	3.4	9.9	1.46	9.4	1.34	15.7	2.9	2.1	13	< 0.4	16.9	7.9	7.6

Analyte Symbol	drill-hole	from	to	Ho	Er	Tm	Yb	Lu	Hf	Ta	Tl	Pb	Bi	Th	U	U
Unit Symbol				ppm	ppm	ppm	ppm	ppm	ppm	ppm	ppm	ppm	ppm	ppm	ppm	ppm
Detection Limit				0.1	0.1	0.05	0.1	0.04	0.2	0.1	0.1	5	0.4	0.1	0.1	0.1
Analysis Method				FUS-MS	FUS-MS	FUS-MS	FUS-MS	FUS-MS	FUS-MS	FUS-MS	FUS-MS	FUS-MS	FUS-MS	FUS-MS	FUS-MS	DNC
172658	W-019	76.5	77.2	3.9	11.3	1.65	10.4	1.48	18.6	2.8	2.9	31	0.9	19.4	14.4	14.6
172659	W-019	77.2	79.2	4.1	12.0	1.76	11.2	1.57	18.7	2.8	1.9	17	0.6	18.3	21.0	19.5
172660	W-019	80.2	81.2	4.0	11.8	1.74	11	1.57	19.6	2.9	2.7	46	0.9	18.3	16.4	16.8
172661	W-019	81.2	82.1	4.0	11.6	1.67	10.4	1.44	18.1	2.7	3.2	85	1.6	15.9	11.8	13.4
172662	W-019	82.1	82.9	3.8	11.1	1.61	10.1	1.4	16.4	2.9	2.3	100	0.6	16.7	11.9	11.5
172663	W-019	82.9	83.5	4.1	12.0	1.7	10.4	1.37	16.7	2.8	2.6	52	< 0.4	16	9.2	11.4
172664	W-019	109.4	110.5	3.2	9.4	1.39	8.8	1.25	14.5	2.7	2	24	< 0.4	16.5	6.8	6.3
172665	W-019	110.5	111.6	3.3	9.9	1.45	9.2	1.3	16.2	2.5	2.2	31	0.5	14.6	8.2	9.2
172666	W-019	111.6	111.9	3.9	11.5	1.7	10.9	1.55	17.3	2.9	1.9	16	0.6	15.6	28.4	27.3
172667	W-019	111.9	112.4	3.4	10.0	1.48	9.4	1.33	15.4	2.6	2.1	16	0.5	15.3	17.3	19.9
172668	W-019	112.4	112.9	3.3	9.7	1.42	9	1.27	15.4	2.7	2.4	15	0.4	14.8	6.0	6.6
172669	W-019	112.9	113.9	3.7	10.9	1.61	10.2	1.46	17	2.9	2.4	24	0.4	15.9	20.3	21.1
172670	W-019	113.9	115.1	4.0	11.6	1.71	10.8	1.53	17.1	3	2.7	36	1.2	17.5	21.3	20.3
172671	W-019	115.1	116.1	3.7	10.9	1.6	10.1	1.42	16.2	2.9	2.8	20	1.1	16.7	16.7	16.7
172672	W-019	116.1	117.6	3.4	10.0	1.47	9.3	1.3	15.5	2.7	2.4	38	0.8	15	8.8	9.6
172673	W-019	117.6	118.9	3.4	9.8	1.41	8.8	1.22	15.4	2.7	1.1	46	1.5	14.9	5.3	5.1
172674	W-019	118.9	121.5	3.6	10.6	1.55	9.8	1.38	15.8	2.8	1.9	54	0.7	16.9	6.6	6.9
172675	W-019	128.0	128.6	3.6	10.3	1.51	9.6	1.37	16.7	2.8	1.5	96	0.6	16.6	10.4	10.7
172676	W-019	128.6	130.0	3.7	10.9	1.59	10.1	1.37	16.6	2.8	1.1	43	< 0.4	16.2	8.3	8.1
172677	W-019	130.0	131.8	3.7	10.9	1.61	10.3	1.46	16.7	2.9	1.3	42	< 0.4	17.3	11.9	11.3
172678	W-019	131.8	133.9	3.5	10.2	1.51	9.7	1.39	16	2.8	1.3	56	< 0.4	15	8.4	8.6
172679	W-019	133.9	135.0	3.7	10.7	1.57	9.9	1.43	16.9	2.9	1.9	54	0.5	16.5	13.5	13.3
172680	W-019	135.0	135.3	2.3	6.6	0.96	6	0.85	9.3	1.8	0.8	55	1.7	6.7	5.8	5.9
172681	W-019	135.6	136.2	3.6	10.5	1.55	9.9	1.41	16.5	2.8	2	29	< 0.4	16.3	9.4	8.7
172682	W-019	136.2	136.7	3.3	9.7	1.45	9.3	1.34	15.3	2.6	1.2	61	< 0.4	14.5	15.2	16.4
172683	W-019	136.7	137.4	3.8	11.1	1.63	10.4	1.45	17.4	3	1.8	37	< 0.4	17.6	8.0	8.2
172684	W-019	137.4	138.2	4.2	12.6	1.86	11.9	1.68	18.4	3.1	1.5	81	0.4	23.2	8.2	8.6
172685	W-019	138.2	138.6	3.5	10.2	1.49	9.4	1.34	16.9	2.9	1.6	29	< 0.4	14.2	9.0	8.6
172686	W-019	138.6	142.0	3.6	10.7	1.57	10	1.4	16.3	2.8	1.2	65	< 0.4	16.1	9.3	10.9
172687	W-019	142.0	142.9	3.5	10.3	1.52	9.7	1.36	15.6	2.9	1.3	33	< 0.4	16.7	9.3	9.7
172688	W-019	142.9	143.6	3.7	10.9	1.61	10.2	1.44	16.1	2.7	1.4	62	< 0.4	14.3	20.5	20.6

Analyte Symbol	drill-hole	from	to	Ho	Er	Tm	Yb	Lu	Hf	Ta	Tl	Pb	Bi	Th	U	U
Unit Symbol				ppm	ppm	ppm	ppm	ppm	ppm	ppm	ppm	ppm	ppm	ppm	ppm	ppm
Detection Limit				0.1	0.1	0.05	0.1	0.04	0.2	0.1	0.1	5	0.4	0.1	0.1	0.1
Analysis Method				FUS-MS	FUS-MS	FUS-MS	FUS-MS	FUS-MS	FUS-MS	FUS-MS	FUS-MS	FUS-MS	FUS-MS	FUS-MS	FUS-MS	DNC
172689	W-019	143.6	143.9	1.5	4.1	0.58	3.5	0.51	5.4	1.1	1.5	96	< 0.4	2.2	0.7	0.5
172690	W-019	149.3	150.1	3.4	10.3	1.52	9.7	1.34	15.8	2.6	1	335	< 0.4	15	11.5	11.4
172691	W-019	150.1	151.2	3.6	11.0	1.62	10.4	1.47	16.7	2.5	0.4	64	0.8	14.4	18.1	18.8
172692	W-019	151.2	152.0	2.5	7.4	1.11	6.9	1.04	12.7	2.1	1	51	0.5	9.2	5.8	
172693	W-019	152.0	152.6	3.1	9.6	1.44	9.1	1.31	16.5	2.7	0.8	37	< 0.4	13	14.2	
172694	W-019	152.8	153.5	3.2	9.9	1.51	9.5	1.43	16.8	2.7	1.3	57	0.9	15.4	20.2	
172695	W-019	153.5	155.4	3.2	9.5	1.46	9.3	1.4	17.3	2.8	1.8	174	0.6	17	13.8	
172696	W-019	155.4	156.6	3.3	9.8	1.43	9.3	1.4	17.6	2.8	1.8	180	< 0.4	14.2	18.4	
172697	W-019	156.6	158.1	3.1	9.6	1.41	9.3	1.41	16.7	2.6	1.8	152	< 0.4	20.7	26.5	
172698	W-019	158.1	159.7	3.6	10.6	1.61	9.9	1.49	18.8	2.8	1.5	94	1.2	18.2	22.5	
172699	W-019	159.7	161.5	3.8	11.7	1.81	11.5	1.69	19.6	3.1	2.3	79	< 0.4	16.1	44.4	
172700	W-019	161.5	162.9	3.2	9.8	1.47	9.4	1.44	18.5	2.8	1.7	66	< 0.4	14.4	18.6	
172701	W-019	162.9	163.2	3.9	11.5	1.7	10.8	1.51	16.3	2.7	2.6	39	1.1	15.5	23.7	24.3
172702	W-019	174.3	175.0	4.0	11.8	1.74	11.1	1.55	17	2.9	3	47	0.5	20.7	22.5	23.1
172703	W-019	175.0	176.1	4.0	11.7	1.69	10.6	1.49	15.4	2.6	2	35	0.5	14.6	24.7	26.0
172704	W-019	176.1	176.9	3.5	10.4	1.53	9.7	1.37	15.6	2.7	2.1	32	0.5	15.4	8.8	9.5
172705	W-019	176.9	177.4	2.3	6.4	0.91	5.6	0.8	8.7	1.7	1.5	184	1.4	4.2	2.7	2.4
172706	W-019	215.2	215.5	3.0	8.9	1.34	8.4	1.29	16.5	2.6	1.4	62	4.2	15.9	143.0	
172707	W-019	215.5	216.3	2.2	6.6	0.97	6.1	0.93	11.4	1.9	1.3	89	0.6	10.3	16.8	
172708	W-019	227.5	228.5	3.2	9.6	1.46	9.2	1.35	18.2	2.9	1.3	128	< 0.4	14.3	12.1	
172709	W-019	228.5	230.1	3.7	11.4	1.72	10.6	1.59	19.3	3.1	1.5	176	0.7	14.3	33.2	
172710	W-019	230.1	231.0	3.3	9.9	1.5	9.5	1.4	18.9	3	1.5	28	< 0.4	13.9	6.4	
172711	W-019	231.0	231.7	3.5	10.3	1.57	9.9	1.49	19	3	1.7	94	< 0.4	14.3	20.8	
172712	W-019	231.7	232.4	3.0	9.1	1.34	8.5	1.27	16.5	2.7	2.4	50	< 0.4	11.7	7.2	
172713	W-019	232.4	233.5	2.9	9.1	1.35	8.5	1.24	16.3	2.8	2.1	68	0.7	12.1	8.0	
172714	W-019	233.5	234.8	3.1	9.6	1.44	9	1.3	17.6	2.9	1.3	103	0.7	13.1	4.9	
172715	W-019	241.4	241.9	3.9	11.9	1.75	10.7	1.55	19	3.1	2.9	185	< 0.4	15.3	26.6	
172716	W-019	241.9	242.2	3.5	10.8	1.61	10	1.48	19	3.1	2.1	44	0.7	14.9	13.3	
172717	W-021	59.1	59.3	3.4	10.4	1.56	9.7	1.39	17.9	2.9	0.8	29	< 0.4	15.5	10.2	
172718	W-021	59.3	59.6	3.5	10.9	1.65	10.2	1.52	19.9	3.2	0.9	34	< 0.4	16.4	4.5	
172719	W-021	59.6	59.8	3.1	9.5	1.43	8.9	1.27	18	3	0.6	31	< 0.4	14.2	4.5	

Analyte Symbol	drill-hole	from	to	Ho	Er	Tm	Yb	Lu	Hf	Ta	Tl	Pb	Bi	Th	U	U
Unit Symbol				ppm	ppm	ppm	ppm	ppm	ppm	ppm	ppm	ppm	ppm	ppm	ppm	ppm
Detection Limit				0.1	0.1	0.05	0.1	0.04	0.2	0.1	0.1	5	0.4	0.1	0.1	0.1
Analysis Method				FUS-MS	FUS-MS	FUS-MS	FUS-MS	FUS-MS	FUS-MS	FUS-MS	FUS-MS	FUS-MS	FUS-MS	FUS-MS	FUS-MS	DNC
172720	W-021	59.8	60.0	3.3	10.0	1.48	9.3	1.37	19.7	3.1	0.7	21	< 0.4	12.7	3.9	
172721	W-021	60.0	60.4	4.2	13.1	1.99	12.2	1.78	22.3	3.6	0.9	27	< 0.4	19.6	17.0	
172722	W-021	60.4	60.6	10.6	27.4	3.53	20.2	2.69	21.8	3.3	2.8	59	1.5	20.7	170.0	171.0
172723	W-021	60.6	60.8	3.7	10.5	1.54	9.7	1.39	15.1	2.5	2.4	113	0.5	13.4	30.9	32.3
172724	W-021	60.8	61.0	7.6	21.0	2.97	18.1	2.49	23.3	3.9	3.1	454	0.5	23.2	361.0	379.0
172725	W-021	61.0	61.3	5.8	17.4	2.54	16	2.2	21.4	3.4	0.8	127	< 0.4	21.6	193.0	201.0
172726	W-021	61.3	61.6	3.2	9.3	1.38	8.9	1.24	14.5	2.4	1.3	170	< 0.4	13.1	14.5	16.3
172727	W-021	61.6	62.0	4.4	12.9	1.92	12.3	1.74	19.1	3.2	2.1	82	0.4	20.3	43.2	46.5
172728	W-021	62.0	62.3	4.2	12.4	1.81	11.4	1.57	18.6	3.1	2.3	76	0.5	17.5	14.5	14.1
172729	W-021	62.3	62.4	3.6	10.5	1.55	9.8	1.39	16.4	2.8	1.5	50	< 0.4	15.6	8.9	9.2
172730	W-021	62.4	62.7	4.5	13.2	1.94	12.2	1.71	18.1	3	1.4	95	< 0.4	18	35.9	36.1
172731	W-021	62.7	64.0	4.8	14.5	2.1	13.1	1.76	16.4	2.6	1	50	< 0.4	17.9	45.0	48.0
172732	W-021	64.0	65.1	3.9	11.4	1.67	10.6	1.5	15.9	2.7	1.5	62	< 0.4	15.8	16.1	16.6
172733	W-021	65.1	67.0	4.0	11.8	1.74	11	1.55	16.8	2.9	1.9	39	0.5	17.9	26.0	26.5
172734	W-021	67.0	67.5	3.5	10.4	1.53	9.7	1.4	14.8	2.6	1.5	27	< 0.4	15.6	16.1	16.9
172735	W-021	77.1	78.0	4.0	11.7	1.72	10.9	1.51	16	2.8	2.6	45	< 0.4	17.4	16.9	11.5
172736	W-021	78.0	78.3	5.3	15.3	2.24	14.3	1.99	19.8	3.2	8.4	111	4.5	21.2	30.8	30.0
172737	W-021	78.3	79.3	3.6	10.5	1.54	9.8	1.38	14.2	2.5	2.4	32	0.5	15.2	10.5	12.2
172738	W-021	79.3	79.6	3.6	10.6	1.55	9.8	1.36	15.8	2.8	2.2	117	< 0.4	16.5	4.6	4.5
276101	W-013	11.5	11.9	2.6	8.2	1.25	7.7	1.19	13.4	2.4	1.4	179	3	12.8	7.0	
276102	W-013	11.9	13.9	3.1	9.6	1.44	9	1.4	15.8	2.8	1.1	160	1.7	15.8	11.3	
276103	W-013	17.2	17.7	2.7	8.3	1.29	8.1	1.22	13.8	2.3	0.7	80	2.8	14.8	3.6	
276104	W-013	33.0	34.0	2.4	7.0	1.04	6.4	0.95	11.2	2.3	0.5	43	0.5	15.9	8.7	
276105	W-013	34.0	34.8	5.0	15.1	2.26	13.8	2	22.6	4.3	< 0.1	23	0.9	26.9	23.9	
276106	W-013	34.8	36.7	5.7	18.3	2.8	17.2	2.53	28.6	4.9	< 0.1	12	< 0.4	26.7	27.8	
276107	W-013	36.7	38.1	4.9	15.2	2.28	14.6	2.15	21.5	3.4	0.2	37	0.8	22.5	30.6	
276108	W-013	38.1	39.0	5.6	17.5	2.66	16.7	2.49	22.1	3.5	0.3	35	< 0.4	24.7	41.5	
276109	W-013	39.0	40.0	5.5	17.1	2.57	15.8	2.32	24.1	3.7	0.4	46	0.8	24.1	33.8	
276110	W-013	44.0	45.0	3.5	10.7	1.6	9.9	1.46	16.3	2.7	0.8	141	0.6	13.8	14.1	
276111	W-013	45.0	46.2	3.8	12.0	1.8	10.9	1.62	16.1	2.7	0.7	65	16.1	14.5	17.3	
276112	W-013	46.2	47.0	3.5	11.0	1.64	10.3	1.51	15.9	2.7	1.4	45	0.5	16.2	13.7	

Analyte Symbol	drill-hole	from	to	Ho	Er	Tm	Yb	Lu	Hf	Ta	Tl	Pb	Bi	Th	U	U
Unit Symbol				ppm	ppm	ppm	ppm	ppm	ppm	ppm	ppm	ppm	ppm	ppm	ppm	ppm
Detection Limit				0.1	0.1	0.05	0.1	0.04	0.2	0.1	0.1	5	0.4	0.1	0.1	0.1
Analysis Method				FUS-MS	FUS-MS	FUS-MS	FUS-MS	FUS-MS	FUS-MS	FUS-MS	FUS-MS	FUS-MS	FUS-MS	FUS-MS	FUS-MS	DNC
276113	W-013	47.0	47.6	3.8	11.6	1.72	10.5	1.51	15.4	2.7	0.2	56	0.7	17.3	16.7	
276114	W-013	61.6	62.0	5.1	15.4	2.29	14.2	2.1	23.1	3.7	0.1	29	0.8	20.4	34.1	
276115	W-013	62.0	63.5	6.2	19.1	2.83	17.5	2.56	22.6	3.7	< 0.1	43	0.5	23.3	44.8	
276116	W-013	63.5	64.0	3.0	9.1	1.38	8.8	1.29	16.7	2.8	1.2	76	0.6	14.9	5.6	
276117	W-013	67.0	68.0	3.2	9.2	1.34	8.4	1.14	13.7	2.4	1.1	239	< 0.4	14.4	8.8	7.6
276118	W-013	68.0	69.0	3.2	9.8	1.45	9.3	1.26	14.9	2.7	0.8	61	< 0.4	16	10.1	9.4
276119	W-013	69.0	70.0	2.6	8.1	1.21	7.9	1.11	14.5	2.7	0.3	77	< 0.4	15.7	9.5	9.2
276120	W-013	70.0	71.0	2.5	7.6	1.16	7.6	1.09	12.6	1.9	0.8	170	< 0.4	14.2	8.2	8.3
276121	W-018	37.0	38.0	4.2	12.2	1.79	11.4	1.55	12.4	3.5	1.1	61	0.8	18.6	5.2	4.4
276122	W-018	48.0	49.0	3.5	10.2	1.51	9.7	1.36	15.6	2.6	0.2	155	19.5	15.4	6.0	6.3
276123	W-018	49.0	50.5	3.1	8.8	1.31	8.4	1.2	12.9	2.1	< 0.1	141	12.8	15	10.7	11.8
276124	W-018	61.0	62.0	4.8	15.4	2.48	15.7	2.28	26	4.4	< 0.1	16	0.8	29.2	19.1	
276125	W-018	66.0	67.0	3.7	10.8	1.57	9.8	1.34	16.4	2.7	0.2	67	< 0.4	20.2	10.8	10.6
276126	W-018	77.0	78.0	3.3	9.7	1.42	8.9	1.26	16.3	3	< 0.1	43	0.5	17.1	6.2	5.9
276127	W-018	90.0	91.0	3.1	9.6	1.45	8.9	1.31	17	2.8	< 0.1	106	1.9	15.8	5.9	
276128	W-018	91.0	92.0	3.3	10.2	1.53	9.2	1.32	17.3	2.9	< 0.1	67	1.5	15.9	8.8	
276129	W-018	98.0	99.0	1.2	3.2	0.45	2.7	0.37	4.3	0.9	0.7	26	1.3	2.3	0.7	0.8
276130	W-018	38.0	39.0	4.1	12.3	1.79	11.3	1.5	12.2	3.7	1	35	0.6	18.1	4.8	4.8
276131	W-018	39.0	40.0	4.2	12.4	1.78	11.1	1.49	13.5	5.5	1.7	57	0.7	19.5	5.6	4.8
276132	W-018	40.0	41.0	4.5	13.1	1.88	11.5	1.55	14.5	6	2.3	95	1.5	20.2	5.3	5.2
276133	W-018	41.0	42.0	4.0	11.8	1.7	10.7	1.45	13.3	5.2	1.4	71	2.2	19.3	4.8	4.9
276134	W-018	42.0	43.0	4.2	12.3	1.78	11.1	1.49	13.5	5.4	1.3	28	< 0.4	18.7	5.2	5.1
276135	W-018	43.0	47.0	3.8	11.3	1.63	10.1	1.37	12.9	4.2	1.4	57	39.8	15.1	10.4	10.5
276136	W-018	83.1	84.1	3.2	9.9	1.49	9.3	1.4	16.8	2.8	< 0.1	37	1.9	15.8	11.8	
276137	W-018	84.1	85.1	3.4	10.4	1.58	9.9	1.46	17.3	2.8	< 0.1	93	1.9	17	12.6	
276138	W-018	85.1	86.1	3.3	9.8	1.46	9.4	1.33	15	2	< 0.1	132	1.2	17.2	8.1	8.0
276139	W-018	101.0	102.0	3.7	10.4	1.5	9.4	1.33	19.4	3.6	1.5	28	2.2	13.2	4.5	4.3
276140	W-018	102.0	103.9	3.8	10.8	1.56	9.8	1.37	20.3	3.8	1.8	16	1.5	13.5	3.8	3.8
276141	W-018	104.5	105.0	2.2	6.4	0.92	5.6	0.77	6.8	1.6	< 0.1	15	0.6	11.4	3.3	3.3
276142	W-018	105.0	106.2	2.7	8.0	1.18	7.3	1.02	9.5	2.8	< 0.1	21	1.1	13.9	4.4	4.9
276143	W-018	106.2	106.8	6.1	17.6	2.51	14.9	2.08	21.3	6.6	< 0.1	147	3	33	10.7	10.4

Analyte Symbol	drill-hole	from	to	Ho	Er	Tm	Yb	Lu	Hf	Ta	Tl	Pb	Bi	Th	U	U
Unit Symbol				ppm	ppm	ppm	ppm	ppm	ppm	ppm	ppm	ppm	ppm	ppm	ppm	ppm
Detection Limit				0.1	0.1	0.05	0.1	0.04	0.2	0.1	0.1	5	0.4	0.1	0.1	0.1
Analysis Method				FUS-MS	FUS-MS	FUS-MS	FUS-MS	FUS-MS	FUS-MS	FUS-MS	FUS-MS	FUS-MS	FUS-MS	FUS-MS	FUS-MS	DNC
276144	W-018	106.8	107.5	3.0	8.8	1.3	8.2	1.14	10.7	3.1	< 0.1	63	2.2	15.5	5.2	5.8
276145	W-018	107.5	109.5	2.8	8.3	1.21	7.6	1.04	10.7	3.6	< 0.1	20	< 0.4	16.9	5.0	5.0
276146	W-018	115.7	116.9	5.3	16.1	2.3	14.2	1.85	19.9	8.9	< 0.1	17	2.3	34.4	9.3	9.3
276147	W-018	116.9	118.0	5.7	17.4	2.53	15.8	2.03	20.4	7.1	< 0.1	20	0.6	32.3	10.8	12.1
276148	W-018	118.9	119.9	5.2	15.6	2.21	13.5	1.72	19	7.6	< 0.1	44	1.2	30.2	9.4	8.6
276149	W-018	119.9	121.5	7.0	20.9	2.98	18.4	2.41	26.5	10.8	< 0.1	15	1.8	42	12.9	11.6
276150	W-018	121.5	122.0	5.4	16.1	2.34	14.7	1.92	19.5	7.3	< 0.1	69	3.4	30.7	9.9	10.8
276151	W-018	123.3	124.3	4.2	12.5	1.78	11	1.44	15.5	5.6	0.1	111	1.2	23.1	7.6	8.1
276152	W-018	124.3	125.3	4.2	12.6	1.84	11.5	1.48	15.5	5.4	< 0.1	24	< 0.4	21	7.7	7.2
276153	W-018	125.3	127.3	4.0	12.0	1.74	10.6	1.39	15	5.7	< 0.1	31	0.6	22.5	8.3	7.7
276154	W-018	127.3	128.0	4.8	14.4	2.15	13.2	1.71	17.6	6.5	< 0.1	13	0.5	23.5	8.7	8.7
276155	W-018	128.0	128.7	4.4	13.1	1.95	11.9	1.59	15.6	5.8	< 0.1	20	1	22.8	9.2	8.9
276156	W-018	128.7	130.2	3.9	11.8	1.7	10.3	1.34	14.6	5.5	< 0.1	19	1.9	21.8	8.5	8.0
276157	W-018	130.2	131.2	4.8	14.2	2.07	13	1.74	18.6	6.3	< 0.1	22	1.5	23.9	8.8	
276158	W-018	131.2	132.2	4.1	12.2	1.79	11.3	1.53	16.5	5.6	< 0.1	13	1.3	22.2	7.6	
276159	W-018	132.2	133.2	4.4	13.8	2.07	12.6	1.7	19.1	6.7	< 0.1	16	0.5	24.3	8.6	
276160	W-018	133.2	134.5	3.6	10.9	1.59	9.8	1.33	15.3	5.2	0.2	26	0.6	18	6.6	
276161	W-018	122.0	122.5	5.1	15.3	2.23	13.4	1.76	19.4	8	< 0.1	16	1.8	29.6	9.5	8.8
276162	W-018	122.5	123.3	4.3	12.9	1.88	11.4	1.52	16	6.8	< 0.1	16	< 0.4	25.8	9.0	9.0
276163	W-018	134.5	135.0	6.0	18.3	2.69	16.1	2.2	22.9	7.8	0.4	39	0.9	29	10.8	
276164	W-018	135.0	137.5	4.3	13.2	1.98	12	1.64	18.2	6.7	< 0.1	26	0.6	23.7	8.4	
276165	W-018	137.5	139.0	5.6	17.1	2.54	15.5	2.09	22.5	7.9	0.2	42	1.2	28.4	10.3	
276166	W-018	139.0	140.0	7.3	22.6	3.39	20.5	2.78	29.6	10.4	< 0.1	66	6.5	38.9	13.6	
276167	W-018	140.0	141.5	6.1	17.7	2.55	15.1	1.98	20.2	8.4	< 0.1	72	3.6	29.9	11.4	11.5
276168	W-018	146.2	148.5	4.4	13.2	1.93	11.6	1.49	16.3	6.5	0.5	24	0.6	24.7	8.5	8.3
276169	W-018	148.5	149.5	4.1	12.3	1.78	10.7	1.39	14.4	6.2	0.2	45	3.3	23.4	7.4	7.2
276170	W-018	149.8	150.5	4.4	13.1	1.88	11.3	1.5	16.2	6.9	< 0.1	202	4.3	24	7.7	7.2
276171	W-018	150.5	151.2	4.0	12.1	1.73	10.2	1.38	14.5	5.8	0.1	68	2.3	21.3	7.0	7.2
276172	W-018	151.2	152.4	6.5	19.9	2.89	17.5	2.32	23.5	9.8	< 0.1	82	2.8	33	11.8	12.3
276173	W-018	152.4	153.4	5.7	17.0	2.48	15.2	2.07	20.8	8.9	< 0.1	103	5.6	31.6	11.0	11.2
276174	W-018	153.4	154.5	6.0	18.4	2.69	16.6	2.19	22.5	9.1	0.2	194	6.4	32.6	11.2	11.2

Analyte Symbol	drill-hole	from	to	Ho	Er	Tm	Yb	Lu	Hf	Ta	Tl	Pb	Bi	Th	U	U
Unit Symbol				ppm	ppm	ppm	ppm	ppm	ppm	ppm	ppm	ppm	ppm	ppm	ppm	ppm
Detection Limit				0.1	0.1	0.05	0.1	0.04	0.2	0.1	0.1	5	0.4	0.1	0.1	0.1
Analysis Method				FUS-MS	FUS-MS	FUS-MS	FUS-MS	FUS-MS	FUS-MS	FUS-MS	FUS-MS	FUS-MS	FUS-MS	FUS-MS	FUS-MS	DNC
276175	W-018	154.5	155.3	4.6	13.8	2.03	12.9	1.76	20.6	4	< 0.1	114	4.4	21	7.9	8.0
276176	W-018	155.3	155.8	4.4	13.0	1.93	12.4	1.74	20.1	4	< 0.1	49	2.5	21.1	6.6	6.0
276177	W-018	155.8	156.8	3.1	9.2	1.36	8.6	1.19	14.3	2.9	< 0.1	117	1.5	15.7	4.1	4.1
276178	W-018	156.8	157.8	2.8	8.1	1.19	7.6	1.07	12.6	2.5	0.1	36	1.6	13	3.9	3.7
276179	W-018	157.8	158.8	3.1	9.1	1.35	8.6	1.19	14.5	2.9	2.1	45	1.7	15.2	3.7	3.7
276180	W-018	158.8	160.4	3.4	9.8	1.44	9	1.28	14.7	3.1	1	67	2.3	16.1	5.1	5.1
276181	W-018	160.4	162.0	3.0	8.7	1.28	8	1.15	13.4	2.7	1.8	265	1	14.4	6.4	6.3
276182	W-018	162.0	164.0	3.1	9.2	1.35	8.4	1.22	14.7	3	1.5	70	0.5	15.4	7.2	6.5
276183	W-018	164.0	165.0	2.8	8.2	1.21	8.1	1.22	13.1	2.8	1.8	72	1.8	16	9.4	10.2
276184	W-018	165.0	165.5	2.5	7.2	1.09	7.2	1.11	12	2.4	1.2	105	1.8	13.5	10.1	11.0
276 185	W-018	165.5	167.3	4.5	13.3	1.97	12.6	1.8	20.2	4.2	0.5	24	2.3	21.8	6.8	7.6
276186	W-018	167.3	167.7	5.1	14.8	2.18	13.8	2	22.1	4.4	0.1	15	4	23	8.7	8.9
276187	W-018	167.7	168.7	3.0	8.7	1.3	8.4	1.22	14.6	3.1	< 0.1	16	3.4	15.1	4.4	4.6
276188	W-018	168.7	169.8	2.8	8.2	1.23	8	1.15	14.5	3.4	< 0.1	20	1.8	14.4	5.1	5.2
276189	W-018	169.8	171.4	1.0	2.7	0.38	2.3	0.32	4.2	1	< 0.1	25	7.9	1.9	3.4	3.3
276190	W-018	171.4	173.0	0.9	2.4	0.33	2	0.27	3.6	0.9	< 0.1	22	6.3	1.2	2.1	2.3
276191	W-018	173.0	173.3	3.0	8.8	1.29	8.2	1.18	13.4	2.8	< 0.1	21	6.6	13.6	7.5	7.5
276192	W-018	173.3	174.1	3.4	10.1	1.5	9.6	1.39	15.8	3.4	0.5	40	2.9	16.7	8.6	8.5
276193	W-018	174.1	175.2	3.1	9.2	1.37	8.8	1.28	14.4	2.7	1.7	38	3	14.9	7.0	7.1
276194	W-018	175.2	176.4	3.5	10.4	1.53	9.7	1.38	15.4	2.8	0.9	35	3.6	15.4	9.6	9.4
276195	W-018	176.4	177.2	3.9	11.8	1.77	11.4	1.65	18.8	3.7	0.5	30	2.4	19.6	5.8	5.1
276196	W-018	177.2	181.0	4.2	12.4	1.83	11.7	1.68	18.9	3.7	1.9	26	4.8	19.5	7.5	7.4
276197	W-018	181.0	182.8	3.2	9.3	1.37	8.8	1.27	14.4	2.8	1.4	37	3.1	14.8	3.9	3.5
276198	W-018	182.8	184.2	3.1	9.2	1.37	8.8	1.27	14.9	2.8	0.8	20	2.2	14.7	4.4	4.7
276200	W-018	184.9	186.0	2.5	7.7	1.19	7.4	1.1	13.7	2.8	0.9	22	1.6	13.3	4.2	
276201	W-018	186.0	187.3	2.4	7.5	1.12	7.1	1.05	12.8	2.5	1.1	38	1.7	12.1	3.3	
276202	W-018	187.3	192.5	2.1	6.1	0.94	5.9	0.86	10.2	1.9	0.4	30	2.9	8.7	4.5	
276203	W-018	192.5	195.5	3.5	11.0	1.68	10.8	1.6	19.7	3.4	< 0.1	16	3.1	18.5	15.2	
276204	W-018	195.5	200.0	6.3	19.4	2.9	18	2.63	32.3	5.8	0.2	7	4	34.6	12.1	
276205	W-018	200.0	201.5	3.0	9.1	1.39	8.4	1.22	17.1	2.9	2.2	131	4.7	18.9	8.7	
276206	W-018	201.5	203.5	1.8	5.4	0.79	5	0.77	13.3	2.2	3	97	1.3	11.3	3.4	

Analyte Symbol	drill-hole	from	to	Ho	Er	Tm	Yb	Lu	Hf	Ta	Tl	Pb	Bi	Th	U	U
Unit Symbol				ppm	ppm	ppm	ppm	ppm	ppm	ppm	ppm	ppm	ppm	ppm	ppm	ppm
Detection Limit				0.1	0.1	0.05	0.1	0.04	0.2	0.1	0.1	5	0.4	0.1	0.1	0.1
Analysis Method				FUS-MS	FUS-MS	FUS-MS	FUS-MS	FUS-MS	FUS-MS	FUS-MS	FUS-MS	FUS-MS	FUS-MS	FUS-MS	FUS-MS	DNC
276207	W-018	203.5	205.8	1.1	3.3	0.47	2.9	0.43	5.7	1.3	2	17	0.9	2.2	0.8	
276208	W-018	141.5	142.5	1.3	3.6	0.52	3.1	0.44	4.4	0.9	0.4	126	13.9	1.5	0.6	
276209	W-014	5.0	5.5	3.5	10.8	1.58	9.8	1.39	17.1	3.1	1.5	42	2.9	14.5	9.6	
276210	W-014	5.5	6.0	3.5	11.4	1.69	10.7	1.53	17.8	3	1.8	27	1.1	15.6	14.0	
276211	W-014	6.0	6.8	3.9	12.0	1.81	11.3	1.63	17.5	2.7	1.5	54	0.9	15.2	19.2	
276212	W-014	6.8	7.2	4.1	12.6	1.82	11.6	1.63	18.7	3	2.6	197	1.5	16	16.1	
276213	W-014	7.2	7.5	4.1	12.4	1.87	11.9	1.71	19.9	3.3	2.2	32	0.9	14.6	29.4	
276214	W-014	7.5	8.0	3.4	10.5	1.59	10.2	1.53	17.4	3.1	2.6	18	0.5	14.1	17.8	
276215	W-014	8.0	8.5	4.4	13.6	2.03	13	1.83	18.8	3.3	2.3	37	1.9	18.7	28.3	
276216	W-014	8.5	9.0	3.6	11.0	1.64	10.4	1.44	16.1	2.8	2.3	32	1.2	17.4	12.6	
276217	W-014	9.0	10.5	3.4	10.6	1.58	10	1.47	17.5	3	1.9	94	< 0.4	15.6	11.8	
276218	W-014	34.0	35.1	1.5	4.3	0.63	4	0.57	7.5	2.1	0.2	29	1.7	14.6	4.9	5.2
276219	W-014	35.1	36.5	2.0	5.6	0.8	4.9	0.69	7.9	2.1	0.3	28	1.6	14.2	9.1	10.1
276220	W-014	36.5	37.7	2.8	8.1	1.19	7.5	1.05	12.1	2.6	1.3	78	2	15.7	12.2	12.9
276221	W-014	37.7	38.5	3.0	8.9	1.32	8.4	1.19	13.6	2.6	1.3	73	2.4	15.3	12.1	12.1
276222	W-014	39.8	40.1	3.1	9.3	1.37	8.8	1.25	14.2	2.6	2.2	159	5.1	16.1	6.3	6.9
276223	W-014	40.1	40.8	4.1	12.2	1.77	11.1	1.52	13.7	4.9	1.8	82	2	18	6.2	6.8
276224	W-014	47.6	48.8	4.2	12.6	1.83	11.4	1.54	14	5.1	2	104	2.3	18.7	6.3	6.6
276225	W-014	48.8	49.5	4.4	12.9	1.87	11.7	1.58	13.9	5.6	1.8	65	1.1	18.8	5.0	5.2
276226	W-014	49.5	50.5	4.0	12.1	1.75	11	1.5	12.4	5.1	2	67	3.6	17.6	4.5	5.6
276227	W-014	34.0	35.1	5.6	17.3	2.59	16.1	2.4	29.5	4.7	< 0.1	8	0.6	25.5	67.3	
276228	W-014	58.0	59.0	5.2	16.4	2.49	15.8	2.29	28.4	5.6	< 0.1	11	0.6	24.9	33.4	
276229	W-014	59.0	60.0	5.0	16.1	2.45	15.5	2.34	29.3	5	< 0.1	< 5	0.6	26.2	21.1	
276230	W-014	60.0	61.0	5.3	16.8	2.58	16.4	2.4	29.7	5.9	< 0.1	13	2.8	27.4	19.2	
276231	W-014	61.0	62.1	6.0	19.0	2.91	18.5	2.68	33.7	6.6	< 0.1	48	5.1	30.4	26.7	
276232	W-014	62.1	63.2	6.1	19.6	2.97	19.1	2.76	32.6	6.5	< 0.1	9	1	31	37.5	
276233	W-014	63.2	64.1	4.8	15.0	2.36	15.3	2.23	24.8	5.3	< 0.1	6	0.8	26.7	16.4	
276234	W-014	64.1	65.3	2.9	9.4	1.48	9.5	1.41	16.2	3.4	0.2	284	3.6	16.1	9.4	
276235	W-014	65.3	66.0	3.1	10.0	1.49	9.5	1.37	16.7	3.5	0.1	236	5.7	16.1	7.4	
276236	W-014	97.0	97.4	4.6	13.4	1.97	12.5	1.76	20.2	3.8	0.2	301	7.4	21.1	15.3	17.2
276237	W-014	97.4	97.7	3.3	9.7	1.44	9.2	1.3	14.1	2.9	0.3	197	8.6	15.6	11.3	12.0

Analyte Symbol	drill-hole	from	to	Ho	Er	Tm	Yb	Lu	Hf	Ta	Tl	Pb	Bi	Th	U	U
Unit Symbol				ppm	ppm	ppm	ppm	ppm	ppm	ppm	ppm	ppm	ppm	ppm	ppm	ppm
Detection Limit				0.1	0.1	0.05	0.1	0.04	0.2	0.1	0.1	5	0.4	0.1	0.1	0.1
Analysis Method				FUS-MS	FUS-MS	FUS-MS	FUS-MS	FUS-MS	FUS-MS	FUS-MS	FUS-MS	FUS-MS	FUS-MS	FUS-MS	FUS-MS	DNC
276238	W-014	97.7	98.5	3.3	10.2	1.56	10.4	1.56	14.1	2.7	0.4	297	4.8	19	17.9	19.2
276239	W-014	98.5	100.5	2.8	8.9	1.32	8.3	1.23	14.3	2.9	0.2	85	1.3	13.3	15.2	
276240	W-014	100.5	101.2	2.8	8.5	1.26	8.2	1.25	14.7	3.1	0.2	141	1.7	11.8	17.1	
276241	W-014	101.2	103.0	3.1	9.3	1.4	8.7	1.29	15.3	3.2	0.3	225	11.2	13.3	23.9	
276242	W-014	103.0	103.5	4.4	13.9	2.13	13.4	1.92	20.4	4.4	0.1	125	13.6	20.9	47.3	
276243	W-014	103.5	104.5	3.4	10.9	1.62	10	1.48	17.6	2.9	0.2	164	18.2	16.1	22.0	
276244	W-014	152.3	152.6	4.6	14.2	2.18	13.7	1.97	25.2	5	< 0.1	14	1.4	22.2	21.0	
276245	W-014	152.6	152.9	5.8	17.9	2.7	17	2.49	31.1	6.2	< 0.1	73	1.5	27.8	24.5	
276246	W-014	152.9	153.2	10.8	34.5	5.22	32.7	4.8	60.2	12.2	0.3	103	1.1	55.5	65.4	
276247	W-014	153.2	153.5	5.5	17.3	2.68	16.9	2.45	31.6	6.2	1.3	78	0.6	29	27.0	
276248	W-014	153.5	154.0	4.4	13.8	2.11	13.4	1.94	24.2	4.8	1.2	52	0.5	22.1	22.0	
276249	W-014	154.0	154.7	4.7	14.9	2.3	14.3	2.11	26.3	5.2	0.2	107	1.2	24	40.5	
276250	W-014	154.7	154.9	5.2	16.5	2.54	15.9	2.37	29.1	5.5	< 0.1	24	0.5	27.5	43.9	
276251	W-014	154.9	155.2	4.1	12.7	1.93	12	1.75	21.2	4.1	< 0.1	82	0.7	19.7	18.9	
276252	W-014	155.2	155.5	4.9	15.4	2.38	14.9	2.2	26.9	4.8	< 0.1	29	0.6	25.2	83.3	
276253	W-014	155.5	157.0	3.5	11.2	1.69	10.7	1.58	21.8	3.5	0.4	86	0.6	19.1	22.4	
276254	W-014	157.0	158.2	4.0	12.7	1.9	11.6	1.7	21.4	4.4	0.6	141	< 0.4	20.2	14.2	
276255	W-014	158.2	160.0	4.9	15.5	2.35	14.9	2.14	26.2	5.2	< 0.1	143	0.4	25.6	35.1	
276256	W-014	160.0	160.3	3.3	10.5	1.65	10.1	1.49	19.4	3.4	< 0.1	184	< 0.4	16.2	16.3	
276257	W-014	245.1	245.6	1.7	4.9	0.69	4.2	0.6	5.2	1.2	0.3	171	4.1	2.4	0.7	0.7
276258	W-014	245.6	246.6	1.7	4.7	0.67	4.1	0.58	5.2	1.2	0.3	41	2	2.2	0.7	0.8
276259	W-014	246.6	246.7	1.6	4.5	0.63	3.9	0.55	4.9	1.2	0.3	89	3.2	2.4	0.7	0.8
276260	W-014	246.7	247.3	1.6	4.5	0.65	4	0.57	5.7	1.4	0.9	188	0.6	4.3	1.1	1.2
276261	W-014	247.3	248.0	1.6	4.5	0.64	3.9	0.55	5.6	1.4	0.8	83	< 0.4	4.1	1.1	1.2
276262	W-014	248.0	249.5	1.5	4.2	0.6	3.7	0.52	5.5	1.3	0.6	35	< 0.4	3.3	0.9	1.1
276263	W-014	249.5	250.0	1.3	3.7	0.52	3.2	0.46	4.5	1.1	0.1	8	< 0.4	2.5	0.7	0.5
276264	W-014	250.0	251.5	1.5	4.2	0.6	3.7	0.52	5.3	1.3	0.5	53	< 0.4	4.4	1.0	1.2
276265	W-014	251.5	251.8	2.2	6.1	0.88	5.4	0.77	7.5	1.6	0.2	313	10.3	5.8	1.8	1.9
276266	W-014	251.8	251.9	1.6	4.5	0.64	3.9	0.55	5.5	1.3	1.2	81	6.8	3.8	1.0	0.9
276267	W-014	251.9	252.4	2.0	5.5	0.79	4.9	0.69	6.6	1.4	0.2	53	7.9	4.9	1.9	2.2
276268	W-016	18.6	19.7	3.8	11.2	1.63	10.3	1.4	12.5	5.1	2.3	111	2.1	17.3	4.3	4.8

Analyte Symbol	drill-hole	from	to	Ho	Er	Tm	Yb	Lu	Hf	Ta	Tl	Pb	Bi	Th	U	U
Unit Symbol				ppm	ppm	ppm	ppm	ppm	ppm	ppm	ppm	ppm	ppm	ppm	ppm	ppm
Detection Limit				0.1	0.1	0.05	0.1	0.04	0.2	0.1	0.1	5	0.4	0.1	0.1	0.1
Analysis Method				FUS-MS	FUS-MS	FUS-MS	FUS-MS	FUS-MS	FUS-MS	FUS-MS	FUS-MS	FUS-MS	FUS-MS	FUS-MS	FUS-MS	DNC
276269	W-016	19.7	21.3	4.0	12.0	1.74	10.9	1.49	13.5	5.3	1.3	56	2.4	18.4	4.7	5.3
276270	W-016	179.2	180.6	1.3	3.5	0.5	3	0.43	5.2	1.3	1.9	36	1.2	1.8	0.7	0.9
276271	W-016	180.6	181.7	1.2	3.3	0.46	2.8	0.39	4.7	1.3	5.8	52	3.1	1.6	0.6	0.5
276272	W-016	181.7	182.1	1.2	3.2	0.45	2.8	0.4	4.5	1.2	5.5	60	2.1	1.6	1.2	1.1
276273	W-016	182.1	183.5	1.2	3.3	0.46	2.8	0.4	4.8	1.3	7	52	1.3	1.7	0.5	0.4
276274	W-016	183.5	184.5	1.3	3.7	0.52	3.2	0.45	6.1	1.3	3.7	47	2.1	4.6	1.6	1.7
276275	W-016	184.5	185.3	1.0	2.9	0.42	2.7	0.39	7.8	1.2	1.8	39	1.3	8.8	2.0	2.2
276276	W-016	185.3	185.8	1.5	4.2	0.6	3.6	0.51	5.8	1.3	4.9	160	1.4	4.2	2.2	1.9
276277	W-016	185.8	186.2	1.9	5.4	0.75	4.5	0.62	7	1.6	5.7	406	10.6	5.6	4.0	4.6
276278	W-016	186.2	186.9	4.7	13.7	1.96	12	1.65	18.5	3.6	0.1	46	6.1	22.4	22.4	24.2
276279	W-016	186.9	188.6	5.1	15.2	2.25	14.4	2.04	24.4	4.5	< 0.1	59	2.6	27	21.3	22.4
276280	W-016	194.1	194.5	1.2	3.3	0.47	2.9	0.41	4.5	0.9	1.7	59	0.8	2.5	0.8	0.8
276281	W-016	194.5	195.1	1.2	3.5	0.49	3	0.43	4.5	0.9	1.8	60	2.1	2.6	1.0	0.8
276282	W-016	195.1	197.0	4.1	12.3	1.81	11.6	1.62	19	3.4	0.4	357	18.5	20.8	10.5	11.2
276283	W-016	197.0	197.8	3.3	9.8	1.44	9.2	1.29	15.4	2.8	0.3	450	2.3	16	8.7	9.0
276284	W-016	197.8	198.6	3.7	10.8	1.6	10.2	1.44	17.6	3.1	< 0.1	57	1.1	18.6	12.7	13.8
276285	W-016	198.6	200.1	3.0	9.1	1.36	8.8	1.28	14.5	2.5	0.6	427	1.7	14.8	9.5	11.2
276286	W-016	200.1	200.8	4.0	11.8	1.76	11.3	1.6	18.7	3.3	< 0.1	94	2.5	20	8.9	10.3
276287	W-016	200.8	202.8	5.1	15.4	2.3	14.8	2.09	22.3	3.9	< 0.1	87	3	25.4	13.8	16.2
276288	W-016	202.8	203.6	1.5	4.3	0.62	3.8	0.54	5.6	1.2	0.8	57	5.9	1.6	0.6	0.6
276289	W-016	204.4	207.2	5.4	16.0	2.36	15.1	2.12	25.1	4.4	< 0.1	43	2.3	26.5	46.7	53.9
276290	W-016	207.2	208.3	3.9	11.7	1.74	11.1	1.56	19.8	3.4	0.1	134	1.4	19.9	7.8	8.5
276291	W-016	208.3	211.0	3.7	10.9	1.61	10.2	1.42	18.1	3	0.3	117	2.4	19.2	6.4	6.8
276292	W-016	211.0	211.7	4.0	12.0	1.77	11.4	1.59	19.8	3.4	< 0.1	60	1.1	19.6	10.3	14.2
276293	W-016	211.7	212.5	4.8	14.4	2.14	13.8	1.96	23.8	4	< 0.1	38	1.9	25.3	9.7	11.1
276294	W-016	212.5	214.8	3.5	10.4	1.52	9.6	1.34	17.4	3	< 0.1	45	1	17.4	4.5	4.7
276295	W-016	214.8	216.0	5.2	15.3	2.24	14.3	2.01	26.6	4.3	< 0.1	22	0.7	27.1	9.9	10.1
276296	W-016	216.0	217.0	4.8	14.3	2.1	13.4	1.88	24.1	4.1	< 0.1	42	1.5	28.4	9.7	10.1
276297	W-016	217.0	218.5	5.4	15.8	2.34	14.9	2.12	26.2	4.4	0.6	50	2.2	27	10.1	9.6
276298	W-016	221.4	222.3	5.3	15.9	2.39	15.5	2.2	24.7	4.4	1.5	52	2.6	24.4	5.9	6.0
276299	W-016	222.3	222.8	5.5	16.3	2.4	15.3	2.15	26.1	4.7	< 0.1	24	2.2	27.5	5.7	6.0

Analyte Symbol	drill-hole	from	to	Ho	Er	Tm	Yb	Lu	Hf	Ta	Tl	Pb	Bi	Th	U	U
Unit Symbol				ppm	ppm	ppm	ppm	ppm	ppm	ppm	ppm	ppm	ppm	ppm	ppm	ppm
Detection Limit				0.1	0.1	0.05	0.1	0.04	0.2	0.1	0.1	5	0.4	0.1	0.1	0.1
Analysis Method				FUS-MS	FUS-MS	FUS-MS	FUS-MS	FUS-MS	FUS-MS	FUS-MS	FUS-MS	FUS-MS	FUS-MS	FUS-MS	FUS-MS	DNC
276300	W-016	301.5	301.9	3.6	10.5	1.55	9.8	1.4	15.8	3.1	1.4	109	0.9	16.3	3.4	3.1
276301	W-016	301.9	302.8	3.5	10.3	1.57	10.3	1.46	16.6	2.5	1.8	61	< 0.4	16.6	2.9	2.7
276302	W-016	317.0	318.3	6.4	19.4	2.85	17.6	2.42	24.6	8.6	0.4	22	< 0.4	36.7	11.2	11.1
276303	W-016	318.3	319.0	6.6	20.5	3.05	19.7	2.64	25.6	7.6	1	21	< 0.4	37.7	10.6	10.6
276304	W-014	160.3	161.0	5.0	16.0	2.44	15.4	2.25	26.6	5	< 0.1	35	0.6	25.1	39.1	
276305	W-014	161.0	161.7	5.9	19.0	2.9	17.9	2.56	28.2	5.5	< 0.1	23	0.6	34.7	69.4	
276306	W-014	161.7	162.4	5.4	17.2	2.62	16.6	2.39	29.3	5.5	< 0.1	48	0.8	27.4	43.1	
276307	W-014	162.4	163.5	5.0	15.6	2.4	15.5	2.26	26	5.3	< 0.1	18	0.7	24.4	38.2	
276308	W-014	163.5	164.1	5.0	15.0	2.24	14	1.98	23.1	4.1	< 0.1	65	0.7	22.4	39.7	40.4
276309	W-014	164.1	165.3	3.5	10.8	1.63	10.4	1.52	19.5	3.8	< 0.1	146	0.7	17.3	16.6	
276310	W-014	165.3	167.1	5.7	18.0	2.82	17.9	2.65	32.4	6.3	< 0.1	32	0.8	30.2	18.3	
276311	W-014	172.4	173.5	5.3	16.7	2.55	16.4	2.37	27.7	5.1	< 0.1	28	1.1	28.5	20.3	
276312	W-014	173.5	174.9	5.3	16.3	2.52	16.1	2.39	29.7	4.9	0.6	41	0.8	27.6	15.7	
276313	W-014	174.9	176.0	4.4	13.5	2.04	12.8	1.96	24.9	4.1	0.4	84	< 0.4	22.9	11.6	
276314	W-014	176.0	178.0	3.5	10.8	1.64	10.5	1.59	19.3	3.1	0.8	229	0.6	16.9	16.8	
276315	W-014	178.0	178.7	6.0	17.9	2.71	17.7	2.51	28.6	4.8	< 0.1	7	< 0.4	27.9	10.9	10.7
276316	W-014	178.9	179.9	3.7	11.0	1.63	10.3	1.48	16.7	3.1	0.6	190	< 0.4	20	10.9	10.5
276317	W-014	179.9	181.1	4.6	13.7	2.08	13.7	1.98	21.8	3.7	0.2	78	< 0.4	21.8	16.2	16.5
276318	W-014	181.1	182.2	3.7	11.0	1.62	10.1	1.44	18.2	2.4	0.6	74	< 0.4	19	13.5	14.2
276319	W-014	182.2	183.3	4.1	12.3	1.83	11.6	1.65	19.6	3.5	0.2	42	< 0.4	19	10.3	10.4
276320	W-014	183.3	183.9	3.8	11.5	1.72	10.9	1.54	18.3	3.3	0.8	98	< 0.4	17.3	7.1	7.7
276321	W-014	183.9	195.0	6.7	18.9	2.77	17.5	2.46	27.1	4.7	< 0.1	13	< 0.4	30.8	37.8	36.0
276322	W-014	185.0	187.5	3.7	10.9	1.64	10.4	1.46	17.5	3.1	0.3	63	0.4	17.1	7.4	7.3
276323	W-014	192.3	194.0	5.3	16.2	2.44	15.4	2.31	29.4	4.6	0.2	186	3.2	29.1	34.4	
276324	W-014	194.0	194.7	6.1	18.4	2.78	18	2.71	35.7	5.8	0.1	108	1.7	36.8	13.5	
276325	W-014	202.6	202.8	4.3	12.5	1.89	12.4	1.8	20.7	3.6	1.1	131	0.6	22.5	12.7	12.8
276326	W-014	202.8	203.4	4.5	13.5	2.01	12.7	1.83	21.7	4	0.1	92	1.1	24.5	17.3	17.3
276327	W-014	203.5	203.8	3.7	11.1	1.68	11	1.56	17.3	2.7	1.7	89	< 0.4	19.6	10.1	9.4
276328	W-014	204.8	205.8	3.6	10.4	1.54	9.8	1.41	15.9	3	0.8	68	0.7	17.7	11.1	10.6
276329	W-014	205.8	206.4	3.1	9.2	1.36	8.5	1.21	13	2.1	1.5	80	0.5	16	5.1	5.9
276330	W-014	206.4	207.5	5.3	15.7	2.39	15.7	2.24	23.6	4.3	1.9	26	< 0.4	28	13.6	13.8

Analyte Symbol	drill-hole	from	to	Ho	Er	Tm	Yb	Lu	Hf	Ta	Tl	Pb	Bi	Th	U	U
Unit Symbol				ppm	ppm	ppm	ppm	ppm	ppm	ppm	ppm	ppm	ppm	ppm	ppm	ppm
Detection Limit				0.1	0.1	0.05	0.1	0.04	0.2	0.1	0.1	5	0.4	0.1	0.1	0.1
Analysis Method				FUS-MS	FUS-MS	FUS-MS	FUS-MS	FUS-MS	FUS-MS	FUS-MS	FUS-MS	FUS-MS	FUS-MS	FUS-MS	FUS-MS	DNC
276331	W-016	250.0	250.4	6.2	16.4	2.28	13.6	1.84	18.6	3.5	< 0.1	40	1	27.9	7.2	6.8
276332	W-016	250.4	251.0	10.3	25.8	3.39	20.6	2.75	22.3	4.1	< 0.1	39	1.3	26.3	8.0	7.5
276333	W-016	251.0	251.6	6.0	18.0	2.72	17.8	2.52	25.2	4.3	< 0.1	15	0.5	25.2	6.9	7.5
276334	W-016	114.7	115.6	1.1	3.2	0.49	3.2	0.47	9.3	1.3	1.4	63	4.7	10.4	2.4	2.5
276335	W-016	115.6	116.4	1.1	3.1	0.46	2.9	0.43	8.3	1.2	1.4	39	< 0.4	10.2	2.5	2.3
276336	W-016	116.4	116.9	1.1	3.2	0.48	3.1	0.45	8.1	1.3	1.2	18	0.4	10.3	2.4	2.3
276337	W-016	116.9	117.5	1.1	3.1	0.46	3	0.45	8.5	1.4	1.4	546	3.2	11.1	2.9	2.7
276338	W-016	117.5	118.0	1.4	3.9	0.58	3.7	0.53	8	1.3	0.7	121	0.8	6.8	2.2	1.8
276339	W-016	118.0	118.5	1.5	4.1	0.6	3.8	0.55	6.7	1.1	1.8	7	< 0.4	8.5	2.0	2.4
276340	W-017	131.6	132.0	0.9	2.4	0.36	2.3	0.34	8.4	1.1	5.2	19	1.8	8.9	1.9	1.7
276341	W-017	132.0	132.5	1.6	4.5	0.65	4	0.57	9.2	1.6	2.2	36	5.1	8.4	2.1	1.9
276342	W-017	132.5	133.1	2.0	5.5	0.77	4.6	0.6	5.4	1.3	5.4	62	3	2.7	1.6	1.5
276343	W-017	133.1	133.4	1.9	5.4	0.77	4.8	0.65	6.3	1.2	8.3	182	4.8	4.8	2.3	2.3
276344	W-017	133.4	134.0	1.6	4.6	0.68	4.4	0.63	8	1.2	3.4	27	< 0.4	9.2	2.5	2.2
276345	W-017	134.0	135.0	1.3	3.6	0.53	3.4	0.5	7.2	1.3	2.6	25	< 0.4	9.7	2.4	2.6
276346	W-017	135.0	135.7	1.2	3.5	0.54	3.5	0.51	6.9	1.2	4.1	44	< 0.4	10	2.5	2.6
276347	W-017	135.7	136.2	5.7	18.5	2.82	17.9	2.51	26.7	12.1	4.3	136	4.7	42.6	12.9	12.6
276348	W-017	136.2	136.9	4.9	15.7	2.38	15	2.13	21.3	8.7	1.4	72	1.1	32.5	10.4	10.4
276349	W-017	136.9	138.3	4.6	14.1	2.1	13.1	1.83	18.4	6.3	1.7	246	9.7	27.6	7.9	7.6
276350	W-017	138.3	139.6	4.0	12.4	1.8	11.4	1.52	15.9	6.6	1.6	113	30.8	24.6	7.2	7.4
276351	W-017	139.6	140.7	4.1	12.7	1.86	11.4	1.56	16.5	7	2.4	35	26.4	25	7.2	7.8
276352	W-017	140.7	142.0	4.1	12.7	1.87	11.9	1.61	16.3	7.3	1.5	16	10.1	25	7.3	7.5
276353	W-017	142.0	142.5	4.1	12.4	1.81	11.4	1.53	15.9	7.1	1.9	21	13.9	24.5	7.4	7.0
276354	W-017	142.5	143.0	8.0	24.5	3.57	21.9	2.94	29.1	11.8	5.8	19	8.3	42.4	13.8	13.7
276355	W-017	143.0	144.5	5.1	15.7	2.27	14.3	1.87	19.1	7.6	17.1	499	66.2	28.9	9.3	10.4
276356	W-017	144.5	145.5	4.5	13.7	2	12.7	1.71	18.8	7.2	4.9	43	265	27.2	8.0	8.3
276357	W-017	145.5	146.5	5.2	15.4	2.19	13.5	1.72	18.3	7.4	4.8	16	18.4	27.5	10.5	11.1
276358	W-017	146.5	147.5	4.6	13.9	1.98	12.2	1.55	15.4	5.6	2.2	9	8.2	23.4	9.6	10.2
276359	W-017	147.5	148.4	4.4	13.8	2.07	13.3	1.98	24.9	5	1.7	49	8.1	23.3	16.8	
276360	W-017	148.4	149.5	4.0	11.4	1.74	11.4	1.68	19.7	3.8	0.4	33	5.1	20.8	21.5	20.3
276361	W-017	149.5	151.0	4.6	13.6	2.03	13.1	1.84	19.3	4.1	0.3	16	33.2	20.8	16.7	19.2

Analyte Symbol	drill-hole	from	to	Ho	Er	Tm	Yb	Lu	Hf	Ta	Tl	Pb	Bi	Th	U	U
Unit Symbol				ppm	ppm	ppm	ppm	ppm	ppm	ppm	ppm	ppm	ppm	ppm	ppm	ppm
Detection Limit				0.1	0.1	0.05	0.1	0.04	0.2	0.1	0.1	5	0.4	0.1	0.1	0.1
Analysis Method				FUS-MS	FUS-MS	FUS-MS	FUS-MS	FUS-MS	FUS-MS	FUS-MS	FUS-MS	FUS-MS	FUS-MS	FUS-MS	FUS-MS	DNC
276362	W-017	151.0	152.4	3.8	11.0	1.63	10.4	1.46	15.6	3.1	0.2	56	1	17.3	32.4	38.1
276363	W-017	152.4	153.5	3.6	10.7	1.62	10.6	1.54	17.6	3.3	0.2	14	1.3	19.4	33.8	36.1
276364	W-017	153.5	154.5	4.8	13.8	2.07	13.4	1.93	22.8	4.2	0.4	110	3	24.4	55.7	55.9
276365	W-017	154.5	155.5	4.0	11.8	1.77	11.4	1.66	19.3	3.5	< 0.1	37	5	20.3	24.2	23.2
276366	W-017	155.5	157.0	3.9	11.2	1.68	10.8	1.55	17.4	3.2	0.1	341	22	19.2	17.2	17.5
276367	W-017	157.0	158.2	4.5	13.2	1.95	12.5	1.76	20.9	3.8	< 0.1	11	3.9	22.1	31.8	32.6
276368	W-017	158.2	159.0	4.5	13.3	1.97	12.7	1.8	22.2	3.8	< 0.1	9	7	22.5	35.7	36.3
276369	W-017	159.0	160.5	3.7	10.9	1.64	10.6	1.5	16.4	3	< 0.1	141	26.2	17.5	6.3	7.0
276370	W-017	160.5	162.0	5.2	15.1	2.22	14.1	2	24.4	3.7	< 0.1	20	4.7	28.3	35.9	38.6
276371	W-017	162.0	163.0	5.9	17.5	2.63	17	2.41	26.7	4.7	< 0.1	97	21	28.2	87.8	97.0
276372	W-017	163.0	164.0	5.8	16.7	2.47	15.7	2.22	26.9	4.5	< 0.1	33	3.9	28.2	41.7	42.1
276373	W-017	164.0	165.3	6.2	18.7	2.82	18.5	2.61	28.1	4.9	< 0.1	26	12.8	29.3	38.7	42.5
276374	W-017	165.3	166.5	5.9	17.5	2.66	17.5	2.51	26.6	4.7	< 0.1	17	10.1	28.1	29.9	30.6
276375	W-017	166.5	167.5	5.7	16.9	2.55	16.6	2.42	27.3	4.9	< 0.1	32	5.2	28.3	29.1	26.8
276376	W-017	167.5	169.5	5.9	17.5	2.62	17	2.44	28	5.1	< 0.1	10	0.9	29.4	42.4	40.5
276377	W-017	169.5	170.2	4.0	11.8	1.76	11.3	1.61	17.5	3.8	< 0.1	37	2	19.7	25.1	23.5
276378	W-017	170.2	171.0	5.2	16.0	2.49	16.8	2.51	23.8	4.7	< 0.1	8	0.6	34.3	47.0	43.9
276379	W-017	171.0	172.0	3.2	9.5	1.42	9.2	1.3	13.1	2.4	0.1	57	59.7	12.1	13.1	14.6
276380	W-017	174.2	175.0	4.9	14.2	2.15	14.1	2.06	21	4	< 0.1	25	4.8	21.4	21.4	22.9
276381	W-017	175.0	176.2	2.0	5.7	0.84	5.4	0.78	8	1.6	0.6	117	1.5	5.9	9.9	10.0
276382	W-017	197.3	198.5	5.3	15.9	2.39	15.5	2.19	24.1	4.2	< 0.1	17	2.1	28.1	80.7	79.2
276383	W-017	198.5	200.1	6.0	17.8	2.68	17.4	2.49	28.3	4.9	< 0.1	63	3.1	28.2	51.3	55.8
276384	W-017	200.1	201.2	5.0	14.3	2.1	13.3	1.86	21.4	3.9	< 0.1	71	1	25	46.1	43.8
276385	W-017	201.2	202.5	5.2	15.5	2.35	15.4	2.19	23.3	4	< 0.1	364	9.7	26.1	52.2	57.2
276386	W-017	207.9	209.3	4.3	13.1	1.98	12.9	1.84	20.4	3	0.1	45	< 0.4	22.8	25.9	24.0
276387	W-017	209.3	211.0	3.9	11.4	1.72	11.2	1.59	18.7	2.8	0.6	64	< 0.4	20.8	13.2	12.6
276388	W-017	211.0	212.0	4.2	12.1	1.8	11.6	1.66	18.3	3.2	0.4	73	< 0.4	21.1	22.3	21.9
276389	W-017	212.0	213.0	4.5	12.9	1.91	12.2	1.76	22.8	4.1	< 0.1	18	< 0.4	20	44.1	41.6
276390	W-017	213.0	214.0	5.0	14.6	2.18	14.1	2.01	21.6	4	< 0.1	638	3.2	20.8	34.0	34.6
276391	W-017	214.0	214.9	4.4	13.2	1.96	12.6	1.76	17.3	3.3	0.1	39	< 0.4	20.3	38.4	40.1
276392	W-017	214.9	216.0	4.2	12.9	1.95	12.8	1.85	17.9	3.5	< 0.1	64	0.5	19.3	26.5	24.9

Analyte Symbol	drill-hole	from	to	Ho	Er	Tm	Yb	Lu	Hf	Ta	Tl	Pb	Bi	Th	U	U
Unit Symbol				ppm	ppm	ppm	ppm	ppm	ppm	ppm	ppm	ppm	ppm	ppm	ppm	ppm
Detection Limit				0.1	0.1	0.05	0.1	0.04	0.2	0.1	0.1	5	0.4	0.1	0.1	0.1
Analysis Method				FUS-MS	FUS-MS	FUS-MS	FUS-MS	FUS-MS	FUS-MS	FUS-MS	FUS-MS	FUS-MS	FUS-MS	FUS-MS	FUS-MS	DNC
276393	W-017	216.0	217.0	3.5	10.4	1.59	10.5	1.55	17.1	2.5	0.3	82	0.5	14.9	13.2	12.7
276394	W-017	217.0	218.3	3.3	9.3	1.36	8.5	1.2	14.2	2.7	0.4	107	< 0.4	15.7	6.3	6.8
276395	W-017	218.3	218.9	3.5	9.7	1.42	9	1.29	17.6	2.5	1.8	115	< 0.4	16.8	2.5	2.8
276396	W-017	218.9	219.9	4.5	13.2	2.01	13.2	1.95	21.4	3.2	0.4	114	0.6	22	28.8	27.3
276397	W-017	219.9	220.5	3.7	10.6	1.56	9.9	1.39	18.6	2.7	1.7	47	< 0.4	16.6	3.2	3.1
276398	W-017	220.5	221.0	5.3	14.6	2.04	12.3	1.68	22.8	4.4	< 0.1	22	< 0.4	22.3	27.9	26.4
276399	W-017	221.0	222.0	3.6	10.4	1.57	10.3	1.51	17.5	2.5	1.2	35	< 0.4	22.5	7.1	7.2
276400	W-017	222.0	223.0	3.2	9.3	1.39	9.1	1.33	15.2	2.3	1.6	37	< 0.4	23	3.5	3.4
276401	W-017	223.0	224.0	3.1	9.0	1.35	8.8	1.26	15.8	2.2	1.5	44	< 0.4	13.9	2.6	2.5
276402	W-017	224.0	225.7	2.6	7.3	1.08	7.1	1.1	13.8	2.1	0.6	44	< 0.4	11.4	5.3	5.5
276403	W-017	225.7	226.3	2.9	8.3	1.24	8.1	1.18	14	2.3	1.3	143	0.8	12.6	4.2	4.5
276404	W-017	226.3	228.0	6.7	18.1	2.56	15.5	2.14	19.5	3.6	< 0.1	34	1.6	21.3	15.0	15.7
276405	W-017	228.0	231.0	3.9	11.2	1.64	10.5	1.5	16.3	3	< 0.1	36	1.4	17.3	6.5	6.9
276406	W-017	231.0	231.8	4.9	13.8	2.02	12.8	1.82	18.4	3.3	< 0.1	23	0.7	19.2	8.2	8.4
276407	W-017	237.5	238.0	4.5	11.8	1.69	10.5	1.47	15.3	2.3	0.9	55	< 0.4	15.1	4.2	3.9
276408	W-017	238.0	239.0	3.9	10.8	1.59	10.2	1.47	15.8	2.3	1	56	< 0.4	17.4	4.4	4.0
276409	W-017	239.0	242.1	4.8	13.3	1.88	11.5	1.57	14.7	2.7	1.2	60	< 0.4	17.2	5.1	5.1
276410	W-017	242.1	242.7	3.6	10.4	1.52	9.6	1.35	15	2.6	1.8	52	< 0.4	17.8	3.7	3.7
276411	W-017	242.7	243.1	4.2	11.4	1.62	9.9	1.35	13.1	2.3	0.7	190	< 0.4	16	3.7	3.3
276412	W-017	243.1	244.5	5.6	14.3	1.93	11.2	1.48	11.3	1.9	1.2	45	< 0.4	14.4	3.4	2.6
276413	W-017	244.5	245.2	4.3	12.0	1.71	10.5	1.43	13.8	2.4	1.3	32	< 0.4	17.5	3.8	3.5
276414	W-017	245.2	246.2	4.4	11.4	1.62	9.8	1.35	13.9	2.4	1.5	125	< 0.4	15.9	3.7	3.1
276415	W-017	246.2	247.0	5.4	14.0	1.9	11	1.46	12.6	2.2	1.7	63	0.5	14.3	3.5	3.8
276416	W-017	247.0	247.7	6.7	18.7	2.61	15.6	2.11	19.3	3.3	3.2	62	< 0.4	20	5.4	5.8
276417	W-017	247.7	249.0	4.9	13.5	1.9	11.5	1.59	13.9	2.4	2.6	60	1	11.8	3.6	3.6
276418	W-017	249.0	249.8	4.3	11.9	1.69	10.3	1.42	14.8	2.5	2.4	75	< 0.4	16.5	3.8	3.4
276419	W-017	249.8	250.5	5.5	16.0	2.28	14	1.89	18	3.9	2.9	46	1.8	19.8	6.5	6.9
276420	W-017	250.5	250.6	4.7	14.2	2.05	12.7	1.72	13.6	2.3	1.9	28	0.6	17.8	4.6	4.0
276421	W-017	250.6	251.8	3.3	9.5	1.37	8.6	1.18	13.2	2.3	2.5	22	< 0.4	13.4	3.3	3.5
276422	W-017	251.8	253.0	4.1	11.6	1.68	10.5	1.45	15	2.6	1.9	35	< 0.4	17.7	5.6	4.5
276423	W-017	236.6	237.5	3.8	10.8	1.58	10	1.38	15.6	2.7	1.2	68	< 0.4	16.3	4.6	4.5

Analyte Symbol	drill-hole	from	to	Ho	Er	Tm	Yb	Lu	Hf	Ta	Tl	Pb	Bi	Th	U	U
Unit Symbol				ppm	ppm	ppm	ppm	ppm	ppm	ppm	ppm	ppm	ppm	ppm	ppm	ppm
Detection Limit				0.1	0.1	0.05	0.1	0.04	0.2	0.1	0.1	5	0.4	0.1	0.1	0.1
Analysis Method				FUS-MS	FUS-MS	FUS-MS	FUS-MS	FUS-MS	FUS-MS	FUS-MS	FUS-MS	FUS-MS	FUS-MS	FUS-MS	FUS-MS	DNC
276424	W-020	4.0	5.0	3.3	9.6	1.39	8.6	1.17	14.3	2.5	0.4	49	< 0.4	16.1	8.7	8.9
276425	W-020	5.0	8.0	3.1	9.1	1.33	8.5	1.19	14.4	2.9	1.7	116	< 0.4	14.4	8.5	8.2
276426	W-020	8.0	9.5	3.4	9.9	1.45	9.2	1.27	15.3	2.7	2.3	64	< 0.4	16.6	14.4	13.5
276427	W-020	9.5	10.1	3.2	9.3	1.37	8.7	1.2	15	2.7	1.8	40	< 0.4	15.4	7.2	7.3
276428	W-020	11.0	13.5	3.6	10.7	1.55	9.7	1.34	16.3	2.8	1	63	< 0.4	16.1	23.0	22.3
276429	W-020	13.5	15.5	3.2	9.7	1.44	9.2	1.28	15	2.7	2	273	< 0.4	16.5	16.6	15.7
276430	W-020	16.7	17.4	3.2	9.5	1.39	8.8	1.24	14.9	2.6	2.1	708	< 0.4	15.6	14.6	14.6
276431	W-020	17.4	18.5	3.2	9.4	1.37	8.7	1.21	14.7	2.7	2.7	284	< 0.4	15.8	12.4	11.9
276432	W-020	18.5	19.9	3.2	9.5	1.39	8.9	1.25	14.3	2.5	2.8	75	< 0.4	15.5	18.2	18.6
276433	W-020	19.9	21.0	2.9	8.8	1.31	8.4	1.17	14.2	2.6	1.5	42	< 0.4	14.8	12.8	12.5
276434	W-020	21.0	22.0	3.0	9.1	1.35	8.7	1.2	14.5	2.4	1.2	32	< 0.4	16.3	16.3	16.2
276435	W-020	22.0	23.0	3.3	9.9	1.47	9.5	1.32	15.2	2.6	1.2	33	< 0.4	16.9	15.4	14.2
276436	W-020	23.0	26.5	3.0	9.0	1.33	8.6	1.19	13.5	2.3	1.4	392	< 0.4	14.2	10.5	10.8
276437	W-020	43.0	44.0	1.4	4.0	0.57	3.5	0.49	4.9	1.1	0.2	136	0.9	1.3	0.7	0.6
276438	W-020	44.0	45.4	1.5	4.1	0.58	3.5	0.48	5.5	1.3	0.4	67	< 0.4	1.2	0.5	0.5
276439	W-020	84.5	85.6	3.4	10.1	1.49	9.6	1.34	15.4	2.6	0.1	107	< 0.4	15.9	10.5	11.5
276440	W-020	85.6	86.6	3.6	10.9	1.63	10.6	1.51	16.7	2.8	0.4	217	0.8	19.5	8.3	9.0
276441	W-020	86.6	87.6	3.6	10.9	1.61	10.3	1.45	17.8	3.1	0.2	125	0.4	18.7	10.2	10.0
276442	W-020	110.6	111.2	1.7	5.3	0.83	5.4	0.8	7.8	2.5	2.8	384	0.7	21.2	6.4	
276443	W-020	111.2	112.2	1.5	4.4	0.66	4.2	0.59	5.9	1.8	3.4	341	0.7	16	4.8	4.8
276444	W-020	112.2	112.6	1.9	5.9	0.87	5.6	0.77	7.8	3.2	4.4	133	2.5	21.5	6.8	7.2
276445	W-020	112.6	113.8	1.5	4.6	0.73	4.8	0.72	7.2	2.2	2.4	120	< 0.4	21.2	6.7	
276446	W-020	113.8	115.2	1.7	5.1	0.76	4.9	0.69	7	2.4	3.2	223	0.8	24.3	7.4	6.7
276447	W-020	115.2	116.7	1.7	5.1	0.76	4.9	0.69	7	2.3	3.4	154	< 0.4	22.5	7.4	7.4
276448	W-020	116.7	117.2	1.5	4.4	0.65	4.2	0.59	5.6	1.9	4.1	55	< 0.4	20	5.7	6.0
276449	W-020	117.2	118.6	1.6	4.9	0.73	4.7	0.67	6.7	2.2	4.6	42	0.4	23.1	9.1	8.8
276450	W-020	118.6	119.4	1.6	4.9	0.74	4.9	0.69	6.9	2.3	3.6	37	< 0.4	24.7	7.5	7.5
276451	W-020	119.4	120.8													
276452	W-020	120.8	122.0	1.5	4.7	0.7	4.6	0.64	6.2	2.2	3.3	32	< 0.4	22.1	6.6	5.8
276453	W-020	122.0	123.5	1.8	5.6	0.84	5.4	0.75	7.3	2.6	3.1	119	< 0.4	24.7	7.8	7.0
276454	W-020	123.5	125.0	1.6	4.9	0.73	4.8	0.68	6.4	2.2	3.4	92	< 0.4	22.3	6.4	6.5

Analyte Symbol	drill-hole	from	to	Ho	Er	Tm	Yb	Lu	Hf	Ta	Tl	Pb	Bi	Th	U	U
Unit Symbol				ppm	ppm	ppm	ppm	ppm	ppm	ppm	ppm	ppm	ppm	ppm	ppm	ppm
Detection Limit				0.1	0.1	0.05	0.1	0.04	0.2	0.1	0.1	5	0.4	0.1	0.1	0.1
Analysis Method				FUS-MS	FUS-MS	FUS-MS	FUS-MS	FUS-MS	FUS-MS	FUS-MS	FUS-MS	FUS-MS	FUS-MS	FUS-MS	FUS-MS	DNC
276455	W-020	125.0	126.7	1.6	4.8	0.72	4.6	0.66	6.4	2.2	3.1	97	< 0.4	22.2	6.2	6.5
276456	W-020	127.1	128.6	1.8	5.3	0.79	5.1	0.71	6.7	2.2	2.9	64	< 0.4	22.5	7.0	6.8
276457	W-020	128.6	129.4	1.7	5.0	0.75	4.9	0.7	6.9	2.1	2.5	79	< 0.4	21.4	6.6	6.3
276458	W-020	129.4	130.6	1.8	5.4	0.81	5.3	0.75	7	2.4	3	70	< 0.4	22.7	6.9	6.9
276459	W-020	130.6	131.3	1.5	4.6	0.68	4.4	0.63	6.1	2.1	2.6	64	0.8	19.9	5.7	6.1
276460	W-020	131.3	131.6	1.6	4.7	0.7	4.6	0.65	6	1.9	3.6	40	< 0.4	19	5.5	6.0
276461	W-020	131.6	132.6	1.7	5.1	0.77	5	0.7	6.5	2.3	2.9	59	0.4	22.4	6.4	6.0
276462	W-020	133.9	135.4	1.8	5.5	0.81	5.2	0.73	7.1	2.3	3.3	62	0.6	22	7.4	7.0
276463	W-020	135.4	136.6	1.8	5.5	0.82	5.3	0.75	6.9	2.3	3	37	< 0.4	22	8.2	7.9
276464	W-020	136.6	137.0	1.6	4.9	0.75	5	0.72	6.7	2.6	3.4	35	0.5	28.8	9.8	9.6
276465	W-020	137.0	138.5	1.6	4.8	0.72	4.7	0.68	4.4	2.3	3.5	39	1.1	26.8	7.2	7.9
276466	W-020	138.5	139.0	1.6	4.8	0.73	4.9	0.72	4.9	2.4	3.7	37	0.8	26.9	7.3	7.4
276467	W-020	139.0	139.4	4.4	12.9	1.9	12.1	1.68	16.1	4.2	4.2	59	1.1	26.8	9.6	8.4
276468	W-020	139.4	139.7	4.7	13.7	2	12.6	1.74	16.5	4.5	3.4	59	0.6	28.3	9.0	8.2
276469	W-020	139.7	140.5	3.8	11.2	1.65	10.5	1.47	14.2	4.1	2.7	78	0.6	25.8	7.5	6.9
276470	W-020	140.5	141.5	3.4	9.8	1.45	9.3	1.3	12.8	3.7	1.5	47	0.7	22.9	5.8	5.6
276471	W-020	178.6	180.0	3.3	9.7	1.42	9.1	1.25	12.5	3.6	2.6	92	1.8	22.2	4.9	4.4
276472	W-020	180.0	181.0	3.2	9.2	1.36	8.7	1.21	11.9	3.5	3.1	49	< 0.4	21.5	4.3	4.0
276473	W-020	181.0	181.7	3.4	9.8	1.46	9.4	1.32	12.4	3.7	3.3	97	< 0.4	22.7	4.4	4.2
276474	W-020	181.7	183.0	3.6	10.4	1.52	9.6	1.31	12.2	3.6	3.3	225	< 0.4	22.3	4.6	4.3
276475	W-020	183.0	184.0	3.3	9.6	1.42	9	1.24	11.9	3.6	3.4	231	< 0.4	21.5	4.9	4.6
276476	W-020	184.0	184.4	2.8	8.1	1.18	7.4	1.02	10.6	2.8	2.4	90	< 0.4	15.2	3.3	3.5
276477	W-020	185.6	186.7	3.5	10.0	1.48	9.4	1.31	12.6	3.8	2.8	50	< 0.4	23	4.2	3.7
276478	W-020	186.7	188.0	3.3	9.7	1.41	8.9	1.23	12.1	3.5	3.6	118	< 0.4	20.8	4.0	4.2
276479	W-020	188.0	189.0	3.3	9.6	1.42	9.1	1.26	12.1	3.7	3.2	100	< 0.4	21.5	4.4	4.2
276480	W-020	189.0	190.0	3.4	9.9	1.45	9.2	1.28	12.8	3.6	3.2	142	< 0.4	22.5	4.3	3.8
276481	W-020	190.0	191.3	3.4	9.8	1.44	9.2	1.29	12.6	3.8	3.4	124	< 0.4	22.6	4.6	4.7
276482	W-020	191.3	192.0	3.5	9.9	1.47	9.4	1.31	12.4	3.7	2.8	60	< 0.4	22.3	4.7	4.7
276483	W-020	192.0	193.0	3.0	8.8	1.31	8.4	1.17	11.2	3.4	3	43	< 0.4	20.2	4.6	4.2
276484	W-020	193.0	194.5	2.8	8.2	1.22	7.9	1.1	10.4	3.2	3	48	< 0.4	19.2	4.5	4.3
276485	W-020	194.5	195.0	2.9	8.4	1.23	7.8	1.1	11.2	3	3.6	80	0.6	20.1	4.2	3.6

Analyte Symbol	drill-hole	from	to	Ho	Er	Tm	Yb	Lu	Hf	Ta	Tl	Pb	Bi	Th	U	U
Unit Symbol				ppm	ppm	ppm	ppm	ppm	ppm	ppm	ppm	ppm	ppm	ppm	ppm	ppm
Detection Limit				0.1	0.1	0.05	0.1	0.04	0.2	0.1	0.1	5	0.4	0.1	0.1	0.1
Analysis Method				FUS-MS	FUS-MS	FUS-MS	FUS-MS	FUS-MS	FUS-MS	FUS-MS	FUS-MS	FUS-MS	FUS-MS	FUS-MS	FUS-MS	DNC
276486	W-020	195.0	196.3	2.8	8.3	1.23	7.9	1.14	10	3.1	2.8	50	0.4	19.8	4.4	3.6
276487	W-020	196.3	197.3	3.2	9.4	1.39	9	1.27	11.7	2.9	2.6	59	< 0.4	21.3	8.0	6.9
276488	W-020	197.3	198.6	4.1	11.9	1.77	11.3	1.58	15	4.3	2.1	53	0.4	28	7.9	6.5
276489	W-020	198.6	200.2	3.6	10.5	1.57	10.2	1.45	13.6	3.9	1.6	59	0.6	25.6	6.6	5.4
276490	W-020	200.2	201.3	3.1	9.1	1.36	8.7	1.23	12.7	3.7	0.5	35	0.5	21.6	6.6	5.9
276491	W-020	201.3	203.1	3.2	9.3	1.37	8.7	1.21	12.4	3.8	0.7	45	1.5	21	6.8	5.9
276492	W-020	203.1	204.0	3.9	11.4	1.65	10.4	1.44	14.1	4	0.2	57	2.3	23.7	7.1	6.3
276493	W-020	204.0	205.4	3.3	9.9	1.43	9	1.23	12	3.9	0.4	44	1.9	21.1	6.3	6.2
276494	W-020	29.3	30.3	1.9	5.2	0.73	4.5	0.63	7.3	1.6	1.6	196	< 0.4	2.2	0.8	0.6
276495	W-020	30.3	31.0	1.9	5.2	0.74	4.6	0.64	7.4	1.5	1	175	< 0.4	2.4	0.9	1.2
276496	W-020	31.0	34.7	3.0	9.0	1.34	8.6	1.24	14.9	2.5	1.5	57	< 0.4	17	11.6	10.9
276497	W-020	34.7	35.7	1.7	4.8	0.68	4.1	0.58	5.4	1	0.1	36	0.5	1.8	1.1	0.9
276498	W-020	35.7	36.5	1.9	5.2	0.73	4.4	0.63	7.2	1.7	1.7	199	< 0.4	2.1	1.2	0.5
276499	W-012	13.0	14.5	4.0	11.8	1.74	11.1	1.54	14.1	5	1.2	10	< 0.4	21.3	5.6	5.8
276500	W-012	14.5	16.3	4.2	12.5	1.8	11.2	1.5	13.6	5.2	1.5	16	0.6	18.3	4.7	5.3
288101	W-021	79.0	79.7													6.8
288102	W-021	79.7	80.5													9.1
288103	W-021	80.5	81.2													10.5
288104	W-021	81.2	82.5													14.8
288105	W-021	82.5	83.4													8.0

AR2008-146

TRIPPLE URANIUM RESOURCES INC.

ADDENDUM

WENTWORTH A PROPERTY

2007 DIAMOND DRILLING WORK PROGRAM

SECOND YEAR ASSESSMENT REPORT

COVERING LICENCE 07219

NTS SHEETS 11E11B/12A

CUMBERLAND AND COLCHESTER COUNTIES

NORTHERN NOVA SCOTIA

WORK YEAR: SECOND YEAR

WORK COMPLETED: JUNE 19 – JULY 20, 2007

TOTAL CLAIMS: 80

SUBMITTED BY: DNRMPT FEB27'09 13:57

JOSÉ TEXIDOR MSc. & KATHRYN MACFARLANE PIERCE BA.

DATE: FEBRUARY 16, 2009

VOLUME 2

DUPLICATE AVAILABLE

TABLE OF CONTENTS

1 WORK PERFORMED 1

LIST OF TABLES

✓TABLE 1. DRILL HOLE TECHNICAL DATA 1
✓TABLE 2. PERSONNEL AND CONTRACTORS UTILIZED 2

LIST OF FIGURES

✓FIGURE 1. DRILL HOLE LOCATION - REGIONAL 3
✓FIGURE 2. DRILL HOLE LOCATION 4

LIST OF APPENDICES

✓ APPENDIX I: DRILL LOG DATA SHEETS

✓ APPENDIX II: ANALYTICAL METHODS AND PROCEDURES

✓ APPENDIX III: ANALYTICAL CERTIFICATES

1 WORK PERFORMED

An NQ diamond drilling program totaling 2,200.8 meters in 10 drill-holes was carried out between June 19th and July 18th, 2007, (Figures 1 and 2), by Springdale Forest Resources Inc. of Springdale, NL, under the supervision of Neil Downey (Senior Geologist) and José Texidor Carlsson (Drill Geologist). The drill-holes are located close to geological boundaries coincident with magnetic anomalies.

Table 1. Drill Hole Technical Data

Project	Hole ID	UTM_E	UTM_N	Elevation (m)	UTM Zone	Azimuth	Dip	Final Depth	Core Size
NS300A	W011	461320	5049789	292	20T	20	-60	12.0	NQ
NS300A	W012	461244	5049940	260	20T	200	-60	273.0	NQ
NS300A	W013	461417	5049946	280	20T	20	-60	251.0	NQ
NS300A	W014	461338	5049901	268	20T	200	-60	264.0	NQ
NS300A	W016	461335	5049715	284	20T	20	-60	326.9	NQ
NS300A	W017	461335	5049715	284	20T	20	-45	259.0	NQ
NS300A	W018	461417	5049946	280	20T	200	-45	215.0	NQ
NS300A	W019	461138	5049941	266	20T	200	-45	283.4	NQ
NS300A	W020	461548	5049906	285	20T	200	-45	212.5	NQ
NS300A	W021	461033	5050070	232	20T	200	-60	104.0	NQ

***Datum: WGS84**

Drill-holes on licence 07219 were drilled along a magnetic-high (Fig. 4) anomaly, as previously mentioned, parallel to the boundary between the Devonian-Carboniferous granitoids and volcaniclastic rocks (Fig. 3). Table 2 lists the drill-hole locations and technical data.

Drill-holes intersected altered felsic ignimbrite, typically banded but also brecciated and/or fragmental, mafic vesicular flows and mafic dykes. Hematization and silicification of the ignimbritic units was common and widespread (Appendix II).

Narrow disseminated sulphide zones (typically 0.1-1.0% pyrite) typically less than 1 metre wide were intersected on some ignimbrites and mafic flows. Very narrow (millimetre-wide to 10 centimetre wide) pyritic zones (0.1-1.0% pyrite) are common in the ignimbritic units. Traces of molybdenite were observed in some cracks.

Core was stored on-site at the exploration camp for the duration of the drilling campaign. 641 rock samples were taken from all drill-holes, split using a hydraulic core splitter and sent for geochemical assay (major oxide and trace elements, ICP-MS) to Actlabs in Ontario, in order to understand better the geochemical and geological setting. Assay results and sample handling procedures are provided on Appendices III and IV respectively. All holes were cased with plastic casing and capped.

Specifics pertaining to persons and contractors involved in the 2007 work program are outlined below in Table 3.

Table 2. Personnel and Contractors Utilized

Name	*Address*	*Involvement*	*# of days*
Amanda Roberts	Halifax, Nova Scotia	Geologist	2
Andy Ward	Port Hope-Simpson, Labrador	Prospector	2
Brad Kuryluk	Sackville, Nova Scotia	Helper	5
Craig Hunt	St. John's, Newfoundland	Geologist	2
Dane McKean Smith	Charleston, South Carolina, USA	Geologist	5
Jacqueline Smith	St. John's, Newfoundland	Geology Student	15
James Miller	Charleston, South Carolina, USA	Geologist	25
Jerry Furlong Jr	St. John's, Newfoundland	Prospector	15
Jessica Thompson	Indiana, USA	Geologist	10
Joe Monks	Rapid City, South Dakota, USA	Geologist	2
Jose Texidor Carlsson	Dartmouth, Nova Scotia	Drill Geologist	25
Mike Bowser	Sackville, Nova Scotia	Helper	10
Mike Kuryluk	Sackville, Nova Scotia	Logistics	2
Neil Downey	Dartmouth, Nova Scotia	Senior Geologist	5
Rick Bachman	Reno, Nevada, USA	Chief Geologist	1

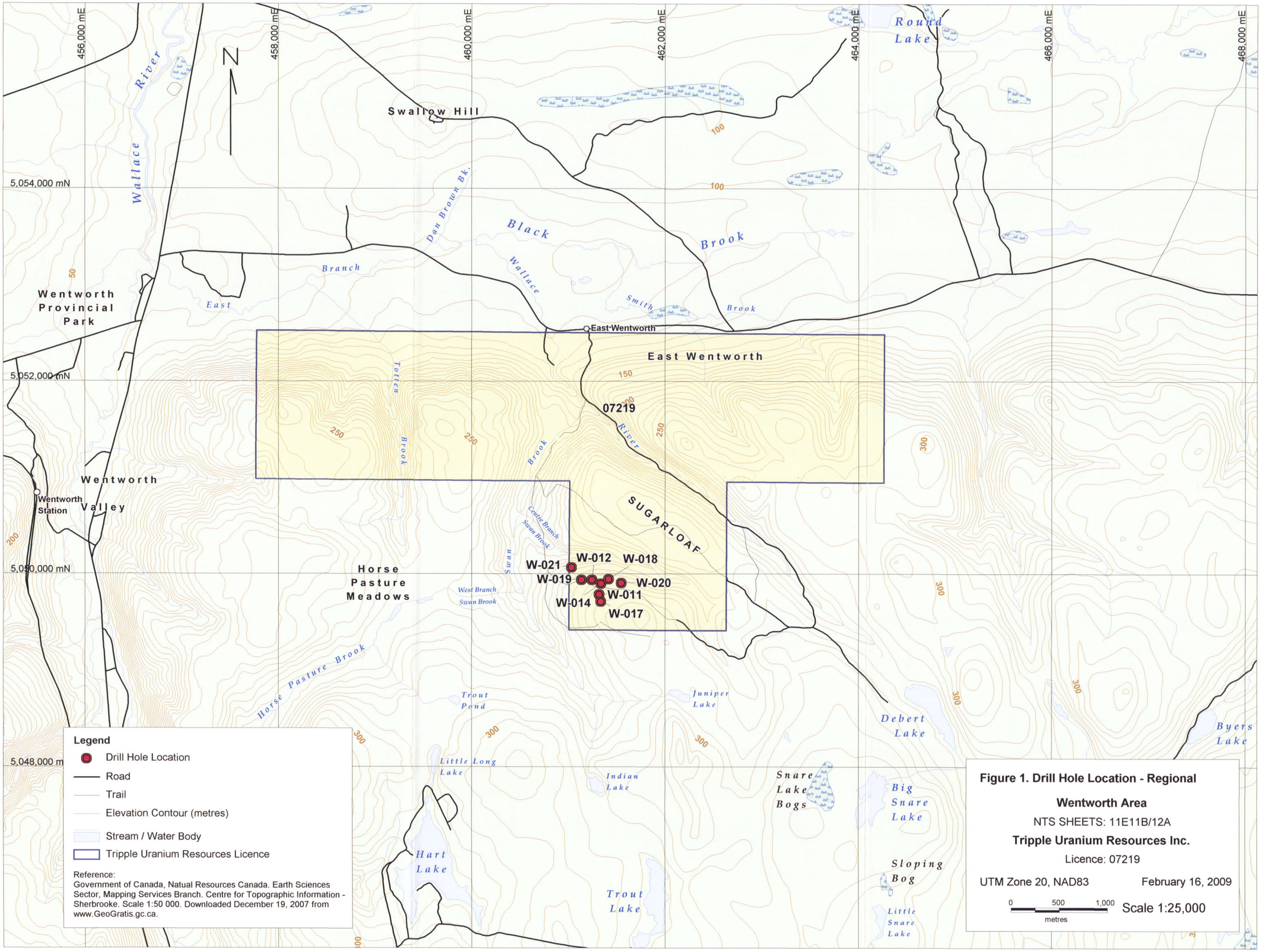

Legend

- Drill Hole Location
- Road
- Trail
- Elevation Contour (metres)
- Stream / Water Body
- Tripple Uranium Resources Licence

Reference:
Government of Canada, Natual Resources Canada. Earth Sciences Sector, Mapping Services Branch. Centre for Topographic Information - Sherbrooke. Scale 1:50 000. Downloaded December 19, 2007 from www.GeoGratis.gc.ca.

Figure 1. Drill Hole Location - Regional

Wentworth Area

NTS SHEETS: 11E11B/12A

Tripple Uranium Resources Inc.

Licence: 07219

UTM Zone 20, NAD83 February 16, 2009

0 500 1,000 metres

Scale 1:25,000

AR2008-146

460,800 mE
461,000 mE
461,200 mE
461,400 mE
461,600 mE
5,050,200 mN
5,050,000 mN
5,049,800 mN
5,049,600 mN
170
180
190
200
210
220
230
240
250
260
270
280
290
Swan
Brook
N
W-021
W-019
W-012
W-018
W-014
W-020
W-011
W-017
07219

Legend

- Drill Hole Location
- Road
- Trail
- Elevation Contour (metres)
- Stream / Water Body
- Tripple Uranium Resources Licence

Reference:
Government of Canada, Natual Resources Canada. Earth Sciences Sector, Mapping Services Branch. Centre for Topographic Information - Sherbrooke. Scale 1:50 000. Downloaded December 19, 2007 from www.GeoGratis.gc.ca.

Figure 2. Drill Hole Location

Wentworth Area

NTS SHEETS: 11E11B/12A

Tripple Uranium Resources Inc.

Licence: 07219

UTM Zone 20, NAD83 February 16, 2009

0 20 40 80
metres

Scale 1:2,000

AR2008-146

APPENDIX I

DRILL LOG DATA SHEETS

DIAMOND DRILL LOG.

HOLE ID	W-011

OWNER	Tripple Uranium
PROPERTY	Wentworth A
LOCATION	Colchester County, Nova Scotia
HOLE IDENTITY	DDH W-011

LOCATION	WGS-84 Zone 20
EASTING	461320
NORTHING	5049789
ELEVATION	292m
LICENCE	07219
NTS SHEET	011E11, 011E12

DIRECTION		
DEPTH	AZ.	DIP
0m	020	-60
N/A	N/A	N/A
N/A	N/A	N/A

START	19th June 2007
FINISH	20th June 2007
DEPTH	12m
DRILLED BY	Springdale
LOGGED BY	Jose Texidor
LOG DATE	20th June 2007

Core Size: NQ

Note: all samples split with hydraulic splitter

DESCRIPTIVE LOCATION	Between Swan Brook and East Branch Swan Brook

From	To	Secondary units From	Secondary units To	DESCRIPTION	Samples and assay results; all element values in ppm unless otherwise specified: Code	Sample	From	To	Length	Cu	Pb	Zn	Ag	Co	U	Th
0.0	6.0			**Overburden**												
6.0	12.0			**Fractured rubble, ground core**												
				Pink-VFG Felds and qtz phenochrysts generally less than 1mm up to 3mm												
				Epidote on fractures												
				Black mineralization noted on fractures has a yellow stain												
				EOH: 12.0m												
				NOTE: drill-hole abandoned; could not proceed on overburden												

DIAMOND DRILL LOG.

HOLE ID	W-012

OWNER	Tripple Uranium	LOCATION	WGS-84 Zone 20	DIRECTION			START	4th July 2007
PROPERTY	Wentworth A	EASTING	461244	DEPTH	AZ.	DIP	FINISH	10th July 2007
LOCATION	Colchester County, Nova Scotia	NORTHING	504940	0	200	-60	DEPTH	273m
HOLE IDENTITY	DDH W-012	ELEVATION	260m	185	227.6	-54.3	DRILLED BY	Springdale
		LICENCE	07219	287	229.9	-51.4	LOGGED BY	Jose Texidor
DESCRIPTIVE LOCATION	Between Swan Brook and East Branch Swan Brook	NTS SHEET	011E11, 011E12	Core Size: NQ			LOG DATE	10th July 2007
				Note: all samples split with hydraulic splitter				

From	To	Secondary units From	Secondary units To	DESCRIPTION	Samples and assay results; all element values in ppm unless otherwise specified											
					Code	Sample	From	To	Length	Cu	Pb	Zn	Ag	Co	U	Th
0.0	8.0			**BASALT**												
8.0	19.5			**RHYOLITE**												
				Red, 10-15% K-spar 200cps		172500	14.50	16.30	1.80	N/S	N/S	N/S	N/S	N/S	N/S	N/S
				20-30% Spherulites		172501	18.00	19.50	1.50	5	24	80	<0.5	<1	5.2	19.4
				Cracks 90% yellow/green clay												
		12.3	13.1	mafic dyke												
		18.0	19.5	brown, brecciated, 10-20% spherulites												
19.5	42.0			**RHYOLITE brick red, flame at 90 degrees, dull red, grey**												
				10-15% black mineralization on stringer parallel to fiame		172503	19.60	20.40	0.80	N/S	N/S	N/S	N/S	N/S	N/S	N/S
				breccia zone		172504	20.40	21.20	0.80	5	70	360	<0.5	24	18.9	11.2
		21.0	22.6	21.2-22.6 mafic dyke, black, aphamitic												
		22.6	23.2	felsic breccia 15-20% alt clay along cracks, fractures, rust weathering 280 cps		172505	22.60	23.20	0.60	20	49	110	1.3	2	41.5	21.1
		23.2	26.0	broken core, 2-5% cc on cracks, fractures, rust weathering		172506	23.20	26.00	2.80	5	57	170	1.0	1	25.5	16.1
		26.0	28.5	V-broken core, brown and orange rhyolitic frags		172507	26.00	28.50	2.50	20	89	210	1.5	<1	41.8	21.0
		28.5	29.5	Brick red and brown, ms 10% fractures at 90 degrees, 250 cps, K 2.8%, U 14, Th 14		172508	28.50	29.50	1.00	20	70	240	1.3	<1	33.4	20.4
				" " 270 cps		172509	29.50	31.00	1.50	50	90	330	0.7	33	5.2	6.3
		31.0	34.0	mafic dyke, base 80-85 degrees												
		34.0	35.2	220 cps Dark red/brown rhyolite breccia 5% phh spherulites		172510	34.00	35.20	1.20	30	76	190	<0.5	2	14.1	17.1
		35.2	35.9	broken core, same as above cracks filled w/ brown clay and chlorite		172511	35.20	35.90	0.70	10	53	270	<0.5	<1	12.2	17.6
		35.9	37.5	V-broken core, same as above		172512	35.90	37.50	1.60	20	129	210	0.7	4	7.2	21.5
		37.5	38.6	" " ghost banding/pumice frags, 5% black stringers		172513	37.50	38.60	1.10	10	43	170	<0.5	<1	13.5	16.3
		38.6	39.5	V-broken core, 90% brown rhyolitic flows, 5% pink spherulites, 5% black stringers, 10% brick red alteration		172514	38.60	39.50	0.90	20	67	190	1.3	1	10.7	18.8
		39.5	40.0	V-broken core, 70% brown/beige rhyolitic flow breccia, 30% brick red		172515	39.50	40.00	0.50	50	143	220	<0.5	2	48.6	22.6
		40.5	42.0	2-3% cc on cracks, etc, 5% black stringers, 5% pink spherulites, 5% green/yellow clay		172516	40.50	42.00	1.50	40	104	210	<0.5	2	7.9	16.5

From	To	Secondary units		DESCRIPTION	Samples and assay results; all element values in ppm unless otherwise specified											
		From	To		Code	Sample	From	To	Length	Cu	Pb	Zn	Ag	Co	U	Th
42.0	59.4			**MAFIC 42-45.5 grey mafic dyke**												
				80% dull red rhyolitic breccia with 5-10% pink rhyolite flow subangular frags												
				20% cc, 80% rholitic breccia fregments												
		45.5	45.7	45.7-49 mafic dyke		172517	45.50	45.70	0.20	30	230	230	<0.5	6	19.6	11.5
		45.9	46.7	15% cc on cracks, etc, 2-3%green yellow clay, 85% rhyolitic frags		172518	45.90	46.70	0.80	70	80	260	<0.5	5	14.7	13.7
		47.6	48.0	5% cc stringers, 290 cps, K 1.1%, U14, Th 11, red rhyolitic frags		172519	47.60	48.00	0.40	50	115	200	<0.5	6	69.2	18.6
		48.0	48.1	48-48.1 mafic dyke					0.00							
		48.1	49.3	30% of core V-broken, 240 cps 80% red rhyolite frags, 5% orange flow banded rhyolite frags, 15% black stringers		172520	48.10	49.30	1.20	40	88	230	<0.5	3	42.8	18.1
		49.3	52.0	V-broken core dull red/grey rhyolite frags w/ 3% cc on stringers, cracks		172521	49.30	52.00	2.70	40	69	140	<0.5	2	14.6	16.7
				52-55 i.m. dyke, 40% euhedral phenochrysts K-spar (1-3mm)												
		52.0	52.8	90% brown beige rhyolitic frags, 5-10% ep and or cc on cracks, etc, 5% spherulites		172522	52.00	52.80	0.80	50	90	120	<0.5	2	18.9	14.6
		52.8	53.0	brick red and orange rhyolite, 10% pink matrix, 260 cps		172523	52.80	53.00	0.20	20	17	15	<0.5	2	128.0	20.2
		54.7	55.2	i.m./felsic dyke, 10% kspar phenochrysts		172524	54.70	55.20	0.50	5	32	100	<0.5	7	3.6	12.9
				55-59.4 flow top, brecciated, cracks filled by epidote					0.00							
		55.2	55.8	i.m./felsic dyke, 10% kspar phenochrysts		172525	55.20	55.80	0.60	5	38	430	<0.5	26	1.5	4.9
		55.8	57.0	i.m./felsic dyke, 10% kspar phenochrysts		172526	55.80	57.00	1.20	30	311	590	0.8	34	1.1	3.3
				mafic/i.m. tuff												
59.4	82.0			**RHYOLITE BRECCIA**												
				dull red (40%)and grey (50%) and brick red (10%)												
		59.4	68.0	59.4-68 V-brecciated textures, cracks filled by epidote												
				5-10% dark mineral streaks (mm wide, 1-3 cm long)												
				grey green clay on cracks												
		61.0	61.4	60% brick red, 40% dull red 2% black streaks, 1% cc on hairlines, 190-200 cps		172527	61.00	61.40	0.40	30	711	120	3.1	3	17.1	16.1
		61.4	62.0	dark red rhyolitic breccia, 5% black stringers, green/yellow alteration clay on cracks		172528	61.40	62.00	0.60	40	85	130	1.2	3	5.8	18.4
		62.0	63.5	90% dark red, 10% brick red rhyolitic breccia		172529	62.00	63.50	1.50	90	107	220	<0.5	<1	10.1	17.2
		63.5	64.8	V-broken core, dull red breccia, 10% cc alt		172530	63.50	64.80	1.30	80	79	200	0.6	1	8.1	17.4
		64.8	65.1	" ", 10% alt clay		172531	64.80	65.10	0.30	20	60	150	<0.5	3	5.9	15.6
		71.6	72.1	grey to dull red, massive/glassy spherulites		172532	71.60	72.10	0.50	20	38	240	<0.5	<1	28.4	19.7
		72.1	72.6	brick red, 210 cps		172533	72.10	72.60	0.50	30	147	320	<0.5	<1	5.3	19.5
		72.6	73.3	dull red breccia, 5% spherulites massive/glassy texture		172534	72.60	73.30	0.70	20	22	180	<0.5	<1	6.4	19.3
82.0	89.2			**MAFIC DYKE grey, 10% epidote on cracks**												
				top sharp												
89.2	95.0			**RHYOLITE BRECCIA**												
				dark red rhyolite w/ 10% grey/green alteration on cracks												
				10% blackv/g mineral veins												
				siliceous												
				top not seen, broken												

From	To	Secondary units		DESCRIPTION	Samples and assay results; all element values in ppm unless otherwise specified											
		From	To		Code	Sample	From	To	Length	Cu	Pb	Zn	Ag	Co	U	Th
95.0	105.0			**RHYOLITE BRECCIA**												
				20-30% pink/yellow matrix												
				70% subangular fragments 1-5 cm wide												
				top not seen												
105.0	119.0			**RHYOLITE BRECCIA**												
				brown, siliceous, up to 2-3%tg py on stringers												
		106.4	107.0			172535	106.40	107.00	0.60	20	21	140	<0.5	3	9.2	21.2
		107.0	107.3	intense brick red, 190 cps		172536	107.00	107.30	0.30	10	13	50	<0.5	3	12.5	33.8
		107.3	107.7			172537	107.30	107.70	0.40	20	20	120	<0.5	3	9.7	16.4
		109.6	110.0	brown stringers, 20% solution cavities												
		112.0	112.7	brown/beige breccia, 2% calcite, 3% black stringers, trace pyrite		172622	112.00	112.70	0.70	40	67	300	1	2	6.3	11.5
		112.7	113.0	5-10% pyrite in stringers/cracks		172623	112.70	113.00	0.30	40	77	510	1.3	2	8.5	12.4
		113.0	113.4	2-3% pyrite		172624	113.00	113.40	0.40	10	27	180	1	<1	5.4	11.2
		113.4	115.0	5% k-spar, 2% qtz/carb		172625	113.40	115.00	1.60	30	58	210	0.8	0.5	4.9	12.3
		115.0	116.2	2-3% pyrite on cracks		172626	115.00	116.20	1.20	20	169	340	1.5	0.5	5.7	14.0
		116.2	119.0	20-30% subangular red fragments 1-5cm wide												
119.0	131.0			**RHYOLITE BRECCIA**												
				very broken core												
				brown, creamy flame on 10-15%												
				5% unaltered pink rhyolite flows												
				V-broken core												
		121.0	122.2	fractured rhyolite		172538	121.00	122.20	1.20	40	459	540	<0.5	1	6.1	16.2
		122.2	123.0	fractured rhyolite, v-broken core		172539	122.20	123.00	0.80	20	137	280	<0.5	<1	5.0	15.9
131.3	134.4			**MAFIC FLOW**												
				base 1m breccia, filled w/ epidote												
				top sharp, 60 degrees												
134.4	154.0			**RHYOLITE BRECCIA**												
				brown beige breccia 90%												
				mafic portions 5%												
				brick red portions 5%												
		152.6	152.9	10% qtz stringers, 10% black stringers		172541	152.60	152.90	0.30	20	41	280	<0.5	1	13.2	16.5
		152.9	153.3	black stringers		172542	152.90	153.30	0.40	10	17	220	<0.5	1	6.1	17.9
		153.8	155.1	very broken core pink flow banded rhyolite		172543	153.80	155.10	1.30	10	23	300	<0.5	0.5	16.1	17.8
				top gradual												
154.0	163.0			**RHYOLITE BRECCIA**												
				brown beige												
				40% brick red												
				10% black vfg mineralization on stringers												
		155.1	156.1	220 cps, fr. Cpy, molybdenite, K 1.2%, U4.4, Th 16.8		172544	155.10	156.10	1.00	10	28	180	<0.5	1	7.9	17.3
		156.1	157.0			172545	156.10	157.00	0.90	5	31	210	<0.5	<1	10.7	16.1
		157.0	159.0	very broken core, 90% pink rhyolite, 240 cps		172546	157.00	159.00	2.00	5	17	310	<0.5	1	23.9	18.2
		159.1	159.6	5% black stringers, 250 cps		172547	159.10	159.60	0.50	20	78	400	<0.5	1	12.0	16.4
		159.6	160.0	300 cps		172548	159.60	160.00	0.40	10	71	280	<0.5	2	13.8	17.3
		160.0	160.8	Brick red broken core 260 cps K 2.2%, U 10, Th 11.2		172549	160.00	160.80	0.80	10	40	170	<0.5	0.5	58	19.4

From	To	Secondary units		DESCRIPTION	Samples and assay results; all element values in ppm unless otherwise specified											
		From	To		Code	Sample	From	To	Length	Cu	Pb	Zn	Ag	Co	U	Th
		160.8	161.2	Brick red, flattened fiame at 90degrees, 300 cps, k 2.6%, U 0.5, Th 8.5		172550	160.80	161.20	0.40	10	52	300	<0.5	1	40.0	17.6
		161.2	161.8	Mafic dyke		172551	161.20	161.80	0.60	30	30	250	<0.5	1	35.1	17.6
		161.8	162.3	broken core, brick red, 2-3% black stringers		172552	161.80	162.30	0.50	20	66	190	<0.5	1	75.1	17.8
		162.3	163.0	beige fiame at 75 degrees		172553	162.30	163.00	0.70	10	111	310	<0.5	2	6.5	16.8
				Top gradual												
163.0	175.0			**RHYOLITE FLOW**												
				pink rhyolite w/ fiame												
				top not seen												
				base sharp, 60 degrees												
		163.0	163.5	260 cps, beige/ red, 10% epidote		172554	163.00	163.50	0.50	20	155	340	<0.5	<1	13.6	17.1
		163.5	164.0	" " fiame at 80 degrees		172555	163.50	164.00	0.50	5	49	200	<0.5	<1	9.0	15.7
		164.0	165.0	5% pink spherulites, 10% black stringers, 230 cps		172556	164.00	165.00	1.00	20	64	250	<0.5	1	7.0	17.4
		165.0	165.4	250 cps, 5% black stringers, tr. Cpy		172557	165.00	165.40	0.40	10	46	300	<0.5	0.5	4.5	16.2
		165.4	166.0	" ", 5 cm fault, mafic gouge		172558	165.40	166.00	0.60	20	57	260	<0.5	2	8.2	20.4
		166.0	167.3	dark red rhyolitic breccia, 10% clay, 240 cps		172559	166.00	167.30	1.30	5	41	210	<0.5	<1	27.9	26.3
		167.3	168.5	broken core		172560	167.30	168.50	1.20	20	49	210	<0.5	1	26.6	27.5
		168.5	169.8	red and pink banding, 5% pink spherulites		172561	168.50	169.80	1.30	20	121	210	<0.5	4	7.1	21.3
		169.8	170.4	trace pyrite		172562	169.80	170.40	0.60	20	47	90	<0.5	1	10.7	22.7
		170.4	171.2	trace pyrite		172563	170.40	171.20	0.80	20	61	100	<0.5	<1	6.1	20.3
		171.2	171.6			172564	171.20	171.60	0.40	20	44	150	0.6	<1	8.8	19.3
		171.6	173.1	190 cps		172565	171.60	173.10	1.50	30	238	350	<0.5	<1	14.2	20.5
		173.1	173.6			172567	173.10	173.60	0.50	30	86	380	<0.5	2	7.0	19.6
		173.6	174.5	very broken core, siliceous, glassy, brown/beige banding, 0.5% pyrite		172568	173.60	174.50	0.90	30	273	490	<0.5	2	4.6	17.8
		174.5	174.9	red/brown frags, 0.5% spherulites		172569	174.50	174.90	0.40	20	55	250	<0.5	1	4.2	17.3
		174.9	176.1	broken core, orange/pink banded rhyolite, 170 cps		172570	174.90	176.10	1.20	20	72	340	<0.5	<1	3.9	16.3
175.0	183.0			**MAFIC DYKE**												
				dark grey												
183.0	220.8			**RHYOLITE BRECCIA**												
				80% grey beige, 10% brick red, 10% other (see below), 1-5% black spots												
		183.0	183,6	50% green/yellow alteration clay, pervasive												
		183.6	183.8	glassy, vitreous banded texture, 40% black, 60% brick red, 270 cps		172571	183.60	183.80	0.20	20	45	110	<0.5	<1	3.7	15.7
		183.8	184.2	310 cps 60% brick red, 40% black banded, glassy vitreous		172572	183.80	184.20	0.40	30	69	140	<0.5	1	59.7	21.9
		184.2	184.5	very broken core		172573	184.20	184.50	0.30	20	40	210	<0.5	2	26.2	18.2
		184.5	184.7	20% brick red, 40% green chlorite, 40% black chlorite, 290 cps		172574	184.50	184.70	0.20	5	65	130	<0.5	6	50.7	25.7
		184.7	185.1	very broken, 30% brick red, 50 green chlorite, 250 cps, 20% black chlorite		172575	184.70	185.10	0.40	5	38	90	<0.5	3	77.3	37.9
		185.1	186.1	very broken core, orange banded rhyolite		172576	185.10	186.10	1.00	10	30	140	<0.5	<1	10.2	15.5
		186.1	187.0	very broken core, orange banded rhyolite, trace pyrite		172577	186.10	187.00	0.90	10	37	160	<0.5	1	32.3	19.7
		187.0	188.0	v broken core, 200 cps, K 2.3%, U 5.6, Th 1.4		172578	187.00	188.00	1.00	10	57	130	<0.5	<1	5.8	16.8
		188.0	188.5	200 cps		172579	188.00	188.50	0.50	5	29	130	<0.5	<1	4.0	16.0

From	To	Secondary units		DESCRIPTION	Samples and assay results; all element values in ppm unless otherwise specified											
		From	To		Code	Sample	From	To	Length	Cu	Pb	Zn	Ag	Co	U	Th
		188.5	189.7	200 cps		172580	188.50	189.70	1.20	5	39	150	<0.5	<1	10.1	17.9
		189.7	190.7	trace pyrite, 5% black stringers		172581	189.70	190.70	1.00	5	63	160	<0.5	<1	7.1	20.7
		190.7	191.3	trace pyrite, 5% black stringers		172582	190.70	191.30	0.60	5	38	170	<0.5	<1	10.9	20.2
		191.3	191.7	1% py, 2% black stringers, 40% brick red		172583	191.30	191.70	0.40	10	69	160	<0.5	<1	15.6	22.6
		191.7	192.5	240 cps		172584	191.70	192.50	0.80	10	133	230	<0.5	<1	8.8	19.8
		192.5	193.2	240 cps		172585	192.50	193.20	0.70	20	88	200	<0.5	<1	7.1	20.4
		193.2	193.9	240 cps		172586	193.20	193.90	0.70	20	255	360	<0.5	<1	11.7	20.6
		199.5	199.9	5% solution cavities		172587	199.50	199.90	0.40	20	32	370	<0.5	2	8.5	15.9
		199.9	200.0	90% brick red, 10 black stringers		172588	199.90	200.00	0.10	60	37	180	<0.5	<1	126	19.3
		200.0	200.5			172589	200.00	200.50	0.50	30	33	200	<0.5	<1	9.1	17.1
		200.5	201.0	40% brick red, 30% qtz, carb, upper edge 5 cm thick with very fine-grained black mineral, 250 cps		172590	200.50	201.00	0.50	50	92	260	<0.5	7	17.4	11.7
		201.0	203.8	very broken core, poor recovery, py and cpy on cracks, 240 cps		172591	201.00	203.80	2.80	20	63	270	<0.5	1	8.2	18.2
		203.8	205.1	10-15% brick red, 5% calcite, 5% black stringers		172592	203.80	205.10	1.30	20	51	310	<0.5	<1	13.4	26.4
		205.1	206.0	10-15% brick red, 5% black stringers, 400 cps, k 3.3%, u33.8, Th 16.8, 2-3% alt clay		172593	205.10	206.00	0.90	30	105	420	<0.5	1	13.3	23.0
		206.0	206.8	260 cps, 20% brick red		172594	206.00	206.80	0.80	10	58	310	<0.5	<1	13.9	21.9
		206.8	207.2	black veinlet, 400 cps, 90% brick red, K 3.2%, U 27, Th 8.6		172595	206.80	207.20	0.40	30	192	560	3.2	2	236.0	28.9
		207.2	208.3	250 cps, 10% brick red		172596	207.20	208.30	1.10	10	46	210	2.0	<1	18.9	22.7
		208.3	208.9	250 cps		172597	208.30	208.90	0.60	5	74	200	1.5	<1	4.7	17.2
		208.9	210.5	50% brick red, 250 cps, 2% solution cavities		172598	208.90	210.50	1.60	10	27	440	1.1	<1	19.0	21.6
		210.5	212.0	very broken core, trace pyrite, MoS?, 50%red, 200 cps		172599	210.50	212.00	1.50	10	33	370	1.3	<1	27.7	18.1
		212.0	213.2	5-10%solution cavities, 50% brick red		172600	212.00	213.20	1.20	10	25	170	1.6	1	24.8	18.2
		213.2	213.6	90% brick red, 2-3%black stringers		172601	213.20	213.60	0.40	20	44	220	1.5	<1	72.2	21.4
		213.6	214.0	90% brick red, 2-3%black stringers, 320 cps		172602	213.60	214.00	0.40	20	54	490	1.1	1	15.3	18.8
		214.0	214.3	" ", 330 cps		172603	214.00	214.30	0.30	10	75	190	1.8	<1	52.7	26.0
		214.3	215.0	" "		172604	214.30	215.00	0.70	10	54	130	1.4	1	49.4	24.5
		215.0	215.5	broken core, 95% brick red, 5% black stringers, black fiame, 350-370 cps		172605	215.00	215.50	0.50	30	45	120	1.7	1	91.1	26.9
		215.5	215.8	5% qtz/carb		172606	215.50	215.80	0.30	10	53	270	1.2	1	19.6	22.4
		215.8	217.0	very broken core, 320 cps, 80% brick red		172607	215.80	217.00	1.20	10	48	180	1.6	<1	55.0	21.3
		217.0	217.8	70% brick red, 5% black stringers		172608	217.00	217.80	0.80	10	37	180	1.3	<1	28.0	16.0
		217.8	218.8	240 cps, brown/beige, vitreous/glassy, 5% alt clay		172609	217.80	218.80	1.00	10	41	200	1.5	<1	23.8	13.9
		218.8	219.2	10% brick red, 250 cps, trace pyrite (on cracks)		172610	218.80	219.20	0.40	5	39	130	1.4	<1	21.3	15.8
		219.2	220.0	very broken core, trace pyrite, 10% brick red		172611	219.20	220.00	0.80	10	71	330	1.5	1	31.9	17.4
		220.0	220.8	end of section, no pyrite, no black stringers		172612	220.00	220.80	0.80	10	52	270	1.5	2	5.9	12.4
220.8	225.0			**MAFIC DYKE**												
				coarse-grained, 50% phenochrysts												
224.6	225.0			pink/red **rhyolite**, "ghost" fiame, 5% black stringers, 5% alteration clay		172613	224.60	225.00	0.40	10	62	230	1.1	6	7.6	12.7
				base sharp 90 degree contact												
225.0	253.0			**RHYOLITE BRECCIA**												
		225.0	230.0	20% brick red, 30% pink rhyolite flow frags, 40-50% dull red/grey, 1-5% qtz/carb stringers												

From	To	Secondary units		DESCRIPTION	Samples and assay results; all element values in ppm unless otherwise specified											
		From	To		Code	Sample	From	To	Length	Cu	Pb	Zn	Ag	Co	U	Th
		225.0	226.6	banded rhyolite, grey, 1%black stringers		172614	225.00	226.60	1.60	10	45	240	1.5	<1	5.8	15.0
		226.6	227.6	pink/orange banded rhyolite, 200 cps, tiger skin texture		172615	226.60	227.60	1.00	5	131	310	2.1	0.5	12.3	19.9
				base at 90 degrees, sharp												
		230.5	253.0	230.5-253 very blocky core, 90% dull grey breccia, cracks filled by green/yellow clay(trace)												
		248.0	253.0	248-253 intense alteration, 10-15% green/yellow clay												
				base, 45 degrees, sharp												
253.0	273.0			**MAFIC FLOWS**												
				10-15% epidote on cracks/vesicles												
				top 45 degrees, sharp												
		253.0	253.8	2-3% epidote		172616	253.00	253.80	0.80	80	103	370	<0.5	41	0.6	1.4
		253.8	255.0	1-2% pyrite		172617	253.80	255.00	1.20	90	230	510	0.5	45	0.5	1.7
		255.0	255.7	10-20% epidote		172618	255.00	255.70	0.70	100	56	410	<0.5	41	0.5	1.7
		255.7	256.1	30% epidote, 2% calcite		172619	255.70	256.10	0.40	20	39	210	<0.5	41	2.6	2.8
		256.1	256.4	" ", flow dyke contact at 45 degrees		172620	256.10	256.40	0.30	30	29	300	<0.5	47	<1	1.6
		256.4	257.0	very fine-grained black mineral, 5% epidote on cracks		172621	256.40	257.00	0.60	5	13	210	<0.5	51	<1	1.5
				EOH: 273.0m												

Hole ID: w-012

Easting: 461244

Northing: 5049940 **Azimuth:** 200

Elevation m: 260 **Dip:** -60

Tripple Uranium Resources, Inc.

Drill Core Data Sheet

Final Depth (m): 273

Core Size: NQ

Date Started: July 4, 2007

Date Completed: July 20, 2007

Drilled By: Management

Logged by: JTC

Depth	Lithology					Minerals				Alteration					
	From	To	Rx_Code	Rock Type	Description	Sulph	Fluorit	Molyb	Qtz/Carb	Clay	B.R.	Black	Sph		
	0.0														
		8.0		BASALT											
	8.0			RHYOLITE	Red, 10-15% K-spar 200cps, 20-30% Spherulites, Cracks 90% yellow/green clay										
		12.3													
	12.3	13.1		MAFIC	mafic dyke, secondary unit										
	13.1			RHYOLITE											
		18.0													



Hole ID: w-012

Easting: 461244

Northing: 5049940

Azimuth: 200

Elevation m: 260

Dip: -60

Tripple Uranium Resources, Inc.

Drill Core Data Sheet

Final Depth (m): 273

Core Size: NQ

Date Started: July 4, 2007

Date Completed: July 20, 2007

Drilled By: Management

Logged by: JTC

Depth	Lithology					Minerals			Alteration				
	From	To	Rx_Code	Rock Type	Description	Sulph	Fluort	Molyb	Qtz/Carb	Clay	B.R	Black	Sph
15	13.1												
16				RHYOLITE									
17													
18		18.0											
	18.0			RHYOLITE BRECCIA	brown brecciated, 10-20% spherulites								
19		19.5											
	19.5			RHYOLITE	brick red, fiame at 90 degrees, dull red, grey								
20		20.4											
	20.4				10-15% black mineralization on stringer parallel to fiame								
21		21.2											
	21.2			MAFIC DYKE	mafic dyke, black, aphamitic								
22		22.6											
	22.6	23.2		FELSIC BRECCIA	felsic breccia 15-20% alt clay along cracks, fractures, rust weathering 280 cps								
23	23.2												
24				RHYOLITE	broken core, 2-5% cc on cracks, fractures, rust weathering								
25													
26		26.0											
	26.0												
27				RHYOLITIC BRECCIA	very broken core, brown and orange rhyolitic fragments								
28		28.5											
	28.5	29.5			brick red and brown, ms 10% fractures at 90 degrees, 250 cps, K 2.8%, U 14, Th 14								
29	29.5	31.0		RHYOLITE	" " 270 cps								



Hole ID: w-012

Easting: 461244

Northing: 5049940

Azimuth: 200

Elevation m: 260

Dip: -60

Tripple Uranium Resources, Inc.

Drill Core Data Sheet

Final Depth (m): 273

Core Size: NQ

Date Started: July 4, 2007

Date Completed: July 20, 2007

Drilled By: Management

Logged by: JTC

Depth	From	To	Rx_Code	Rock Type	Description	Minerals: Sulph	Minerals: Fluorf	Minerals: Molyb	Alteration: Qtz/Carb	Alteration: Clay	Alteration: B.R	Alteration: Black	Alteration: Sph
30	29.5												
		31.0		RHYOLITE	" " 270 cps								
31	31.0												
32				MAFIC DYKE	mafic dyke, base 80-85 degrees								
33													
		34.0											
34	34.0			RHYOLITIC BRECCIA	220 cps Dark red/brown rhyolitic breccia 5% phh spherulites								
		35.2											
35	35.2	35.9			broken core, same as above cracks filled w/ brown clay and chlorite								
36	35.9				very broken core, same as above								
37		37.5											
	37.5			RHYOLITIC BRECCIA	" " ghost banding/pumice frags, 5% black stringers								
38		38.6											
39	38.6			RHYOLITE	Very broken core, 90% brown rhyolitic flows, 5% pink spherulites, 5% black stringers, 10% brick red alteration								
		39.5											
	39.5	40.0		RHYOLITIC BRECCIA	Very broken core, 70% brown/beige rhyolitic flow breccia, 30% brick red								
40	40.0												
41				RHYOLITE	2-3% cc on cracks, etc, 5% black stringers, 5% pink spherulites, 5% green/yellow clay								
		42.0											
42	42.0												
43				MAFIC DYKE	grey mafic dyke, 80% dull red rhyolitic breccia with 5-10% pink rhyolite flow subangular fragments								
44		45.5											



Hole ID: w-012

Easting: 461244

Northing: 5049940 **Azimuth:** 200

Elevation m: 260 **Dip:** -60

Tripple Uranium Resources, Inc.

Drill Core Data Sheet

Final Depth (m): 273

Core Size: NQ

Date Started: July 4, 2007

Date Completed: July 20, 2007

Drilled By: Management

Logged by: JTC

Depth	From	To	Rx_Code	Rock Type	Description
45	42.0	45.5		MAFIC DYKE	grey mafic dyke, 80% dull red rhyolitic breccia with 5-10% pink rhyolite flow subangular fragments
	45.5	45.7		MAFIC DYKE	20% cc, 80% rholitic breccia fragments
46	45.7	46.7		MAFIC DYKE	15% cc on cracks, etc, 2-3%green yellow clay, 85% rhyolitic fragments
47	46.7	48.0		MAFIC DYKE	5% cc stringers, 290 cps, K 1.1%, U14, Th 11, red rhyolitic fragments
48	48.0	49.3		MAFIC DYKE	30% of core Very broken, 240 cps 80% red rhyolite fragments, 5% orange flow banded rhyolite fragments, 15% black stringers
50	49.3	52.0		MAFIC DYKE	Very broken core dull red/grey rhyolite fragments w/ 3% cc on stringers, cracks
52	52.0	52.3		INTERMEDIATE	intermediate dyke, 40% euhedral phenocrysts K-spar (1-3mm)
	52.3	52.8		INTERMEDIATE	90% brown beige rhyolitic fragments, 5-10% ep
53	52.8	53.0		INTERMEDIATE	and or cc on cracks, etc, 5% spherulites
	53.0	55.2			brick red and orange rhyolite, 10% pink matrix, 260 cps
54				INTERMEDIATE	intermediate/felsic dyke, 10% kspar phenocrysts
55	55.2	59.4		INTERMEDIATE	flow top, brecciated, cracks filled by epidote
	55.2	55.8		INTERMEDIATE	intermediate /Felsic dyke, 10% kspar phenocrysts
56	55.8	57.0		INTERMEDIATE	intermediate./felsic dyke, 10% kspar phenocrysts
57					
58					

Minerals: Sulph, Fluord, Molyb

Alteration: Qtz/Carb, Clay, B.R, Black, Sph



Hole ID: w-012

Easting: 461244

Northing: 5049940 **Azimuth:** 200

Elevation m: 260 **Dip:** -60

Tripple Uranium Resources, Inc.

Drill Core Data Sheet

Final Depth (m): 273

Core Size: NQ

Date Started: July 4, 2007

Date Completed: July 20, 2007

Drilled By: Management

Logged by: JTC

Depth	Lithology					Minerals						Alteration								
	From	To	Rx_Code	Rock Type	Description	Sulph			Fluort			Molyb			Qtz/Carb			Clay			B.R			Black			Sph		
						3	6	9	3	6	9	3	6	9	3	6	9	3	6	9	3	6	9	3	6	9	3	6	9
	55.2	59.4		INTERMEDIATE	flow top, brecciated, cracks filled by epidote																								
60	59.4			RHYOLITIC BRECCIA	dull red (40%)and grey (50%) and brick red (10%)																								
	59.4	82.0		RHYOLITIC BRECCIA	Very brecciated textures, cracks filled by epidote, 5-10% dark mineral streaks (mm wide, 1-3 cm long), grey green clay on cracks																								
		68.0																											
61	61.0	61.4		RHYOLITIC BRECCIA	60% brick red, 40% dull red 2% black streaks, 1% cc on hairlines, 190-200 cps																								
	61.4	62.0		RHYOLITIC BRECCIA	dark red rhyolitic breccia, 5% black stringers, green/yellow alteration clay on cracks																								
62	62.0																												
63				RHYOLITIC BRECCIA	90% dark red, 10% brick red rhyolitic breccia																								
		63.5																											
	63.5																												
64				RHYOLITIC BRECCIA	Very broken core, dull red breccia, 10% cc alt																								
		64.8																											
65	64.8	65.1		RHYOLITIC BRECCIA	" ", 10% alt clay																								
66																													
67																													
68																													
69																													
70																													
71																													
				RHYOLITIC BRECCIA																									
72	71.6	72.1		RHYOLITIC BRECCIA	grey to dull red, massive/glassy spherulites																								
	72.1	72.6		RHYOLITIC BRECCIA	brick red, 210 cps																								
73	72.6			RHYOLITIC BRECCIA	dull red breccia, 5% spherulites massive/glassy texture																								
		73.3																											



Hole ID: w-012

Easting: 461244

Northing: 5049940

Azimuth: 200

Elevation m: 260

Dip: -60

Tripple Uranium Resources, Inc.

Drill Core Data Sheet

Final Depth (m): 273

Core Size: NQ

Date Started: July 4, 2007

Date Completed: July 20, 2007

Drilled By: Management

Logged by: JTC

Depth	Lithology					Minerals			Alteration				
	From	To	Rx_Code	Rock Type	Description	Sulph	Fluorit	Molyb	Qtz/Carb	Clay	B.R	Black	Sph
74	59.4												
75													
76													
77													
78				RHYOLITIC BRECCIA	dull red (40%)and grey (50%) and brick red (10%)								
79													
80													
81													
82	82.0	82.0											
83													
84													
85				MAFIC DYKE	grey, 10% epidote on cracks								
86													
87													
88		89.2											



Hole ID: w-012

Easting: 461244

Northing: 5049940 **Azimuth:** 200

Elevation m: 260 **Dip:** -60

Tripple Uranium Resources, Inc.

Drill Core Data Sheet

Final Depth (m): 273

Core Size: NQ

Date Started: July 4, 2007

Date Completed: July 20, 2007

Drilled By: Management

Logged by: JTC

Depth	Lithology					Minerals			Alteration				
	From	To	Rx_Code	Rock Type	Description	Sulph	Fluorit	Molyb	Qtz/Carb	Clay	B.R	Black	Sph
89	82.0	89.2		MAFIC DYKE	grey, 10% epidote on cracks								
90	89.2												
91													
92				RHYOLITE BRECCIA	dark red rhyolite w/ 10% grey/green alteration on cracks, 10% black mineral veins, siliceous								
93													
94													
95	95.0	95.0											
96													
97													
98													
99				RHYOLITIC BRECCIA	20-30% pink/yellow matrix, 70% subangular fragments 1-5 cm wide								
100													
101													
102													
103		105.0											

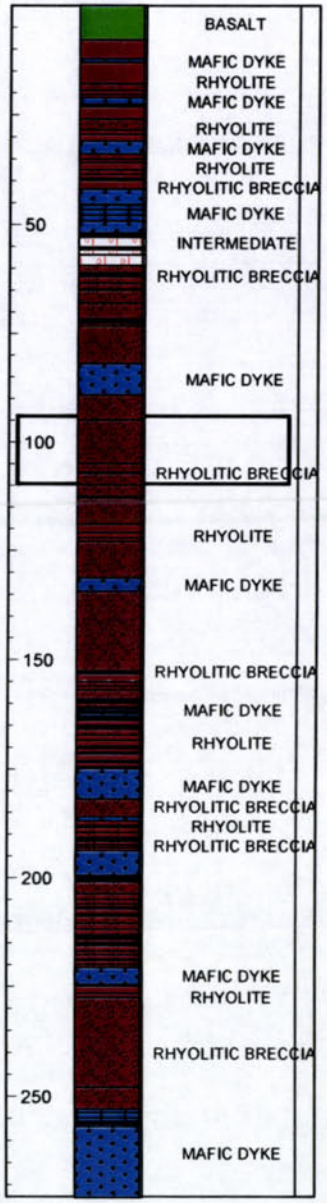

Hole ID: w-012

Easting: 461244

Northing: 5049940 **Azimuth:** 200

Elevation m: 260 **Dip:** -60

Tripple Uranium Resources, Inc.

Drill Core Data Sheet

Final Depth (m): 273

Core Size: NQ

Date Started: July 4, 2007

Date Completed: July 20, 2007

Drilled By: Management

Logged by: JTC

Depth	Lithology					Minerals			Alteration				
	From	To	Rx_Code	Rock Type	Description	Sulph	Fluort	Molyb	Qtz/Carb	Clay	B.R	Black	Sph
104	95.0			RHYOLITIC BRECCIA	20-30% pink/yellow matrix, 70% subangular fragments 1-5 cm wide								
105	105.0	105.0											
106				RHYOLITIC BRECCIA									
107	107.0	131.3 107.3		RHYOLITIC BRECCIA	brown, siliceous, up to 2-3%tg py on stringers intense brick red, 190 cps								
108	107.3												
109				RHYOLITIC BRECCIA	brown stringer, 20% solution cavities, top gradual								
110	110.0	110.0											
111				RHYOLITIC BRECCIA	brown/beige breccia, 2% cc, 3% black stringers, tr. Py.								
112		112.7		RHYOLITIC BRECCIA									
113	112.7	113.0		RHYOLITIC BRECCIA	5-10% py in stringers/cracks								
114	113.0 113.4	113.4			2-3% py								
115		115.0		RHYOLITIC BRECCIA	5% kspar, 2% qtz/carb								
116	115.0 113.0	116.2		RHYOLITIC BRECCIA	2-3% py on cracks 20-30% subangular red fragments 1-5cm wide								
117				RHYOLITIC BRECCIA									
		119.0											

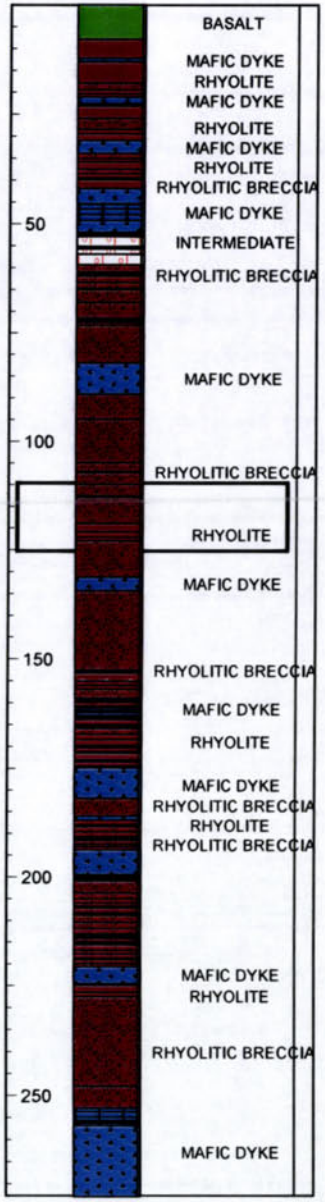

Hole ID: w-012

Easting: 461244

Northing: 5049940 **Azimuth:** 200

Elevation m: 260 **Dip:** -60

Tripple Uranium Resources, Inc.

Drill Core Data Sheet

Final Depth (m): 273

Core Size: NQ

Date Started: July 4, 2007

Date Completed: July 20, 2007

Drilled By: Management

Logged by: JTC

Depth	Lithology					Minerals			Alteration				
	From	To	Rx_Code	Rock Type	Description	Sulph	Fluort	Molyb	Qtz/Carb	Clay	B.R	Black	Sph
				RHYOLITIC BRECCIA									
	105.0	131.3		RHYOLITIC BRECCIA									
119	113.0	119.0											
	119.0				brown, siliceous, up to 2-3%tg py on stringers 20-30% subangular red fragments 1-5cm wide									
120				RHYOLITE	brown, creamy flame on 10-15%, 5% unaltered pink rhyolite flows								
		121.0											
121	121.0												
				Rhyolite	fine grained Rhyolite								
122		122.2											
	122.2			Rhyolite	fine grained Rhyolite very broken core								
		123.0											
123													
124													
125													
126													
127													
128													
129													
130													
131													
	131.3												
132				MAFIC DYKE	base 1m breccia, filled w/ epidote, top sharp, 60 degrees								
		134.4											

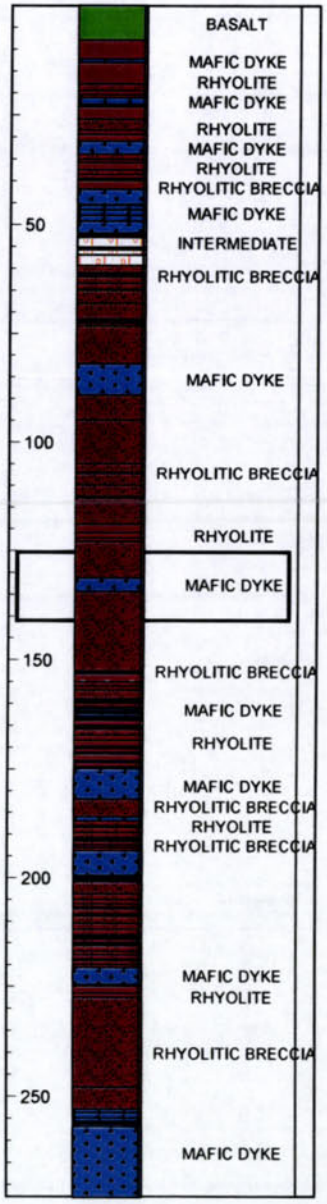

Hole ID: w-012

Easting: 461244

Northing: 5049940

Azimuth: 200

Elevation m: 260

Dip: -60

Tripple Uranium Resources, Inc.

Drill Core Data Sheet

Final Depth (m): 273

Core Size: NQ

Date Started: July 4, 2007

Date Completed: July 20, 2007

Drilled By: Management

Logged by: JTC

Depth	Lithology					Minerals			Alteration				
	From	To	Rx_Code	Rock Type	Description	Sulph	Fluorf	Molyb	Qtz/Carb	Clay	B.R	Black	Sph
133	131.3												
134		134.4		MAFIC DYKE	base 1m breccia, filled w/ epidote, top sharp, 60 degrees								
135	134.4												
136													
137													
138													
139													
140													
141				RHYOLITIC BRECCIA	brown beige breccia 90%, mafic portions 5%, brick red portions 5%								
142													
143													
144													
145													
146													
147		152.6											

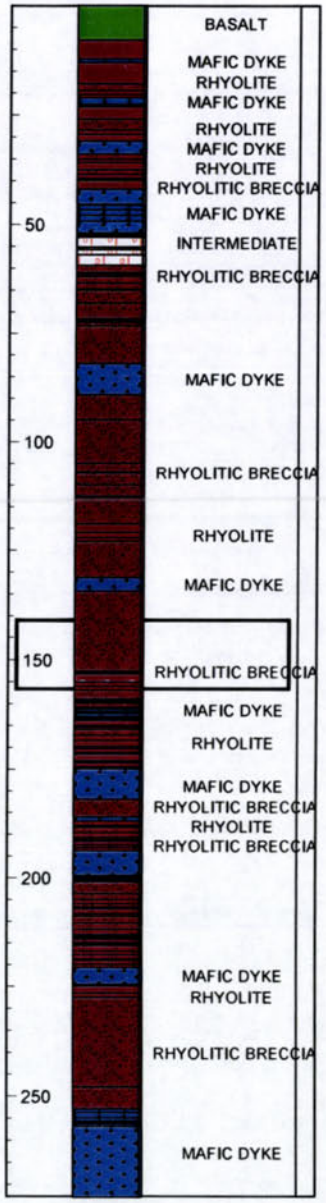

Hole ID: w-012

Easting: 461244

Northing: 5049940 **Azimuth:** 200

Elevation m: 260 **Dip:** -60

Tripple Uranium Resources, Inc.

Drill Core Data Sheet

Final Depth (m): 273

Core Size: NQ

Date Started: July 4, 2007

Date Completed: July 20, 2007

Drilled By: Management

Logged by: JTC

Depth	From	To	Rx_Code	Rock Type	Description
148	134.4				
149					
150				RHYOLITIC BRECCIA	brown beige breccia 90%, mafic portions 5%, brick red portions 5%
151					
152		152.6		RHYOLITIC BRECCIA	
153	152.6	152.9		RHYOLITIC BRECCIA	10% qtz stringers, 10% black stringers
	152.9	153.3		RHYOLITE	5% black stringers
154	153.3				
155	155.1	155.1			brown beige, 40% brick red, 10% black very fine grained mineralization on stringers
	155.1	163.0		RHYOLITIC BRECCIA	220 cps, fr. Cpy, molybdenite, K 1.2%, U4.4, Th 16.8
156		156.1			
157	157.0				
158				RHYOLITIC BRECCIA	very broken core, 90% pink rhyolite, 240 cps
159		159.0		RHYOLITIC BRECCIA	
	159.1	159.6		RHYOLITIC BRECCIA	6 5% black stringers, 250 cps
160	159.6	160.0		RHYOLITIC BRECCIA	300 cps
	160.0	160.8		RHYOLITIC BRECCIA	Brick Red broken core 260 cps K 2.2%, U 10, Th 11.2
161	160.8	161.2		RHYOLITIC BRECCIA	Brick red, flattened fiame at 90degrees, 300 cps, k 2.6%, U 0.5, Th 8.5
	161.2	161.8		MAFIC DYKE	Mafic dyke
162	161.8	162.3		MAFIC DYKE	broken core, brick red, 2-3% black stringers
	162.3	163.0		MAFIC DYKE	beige fiame at 75 degrees

Minerals: Sulph, Fluorf, Molyb

Alteration: Qtz/Carb, Clay, B.R, Black, Sph

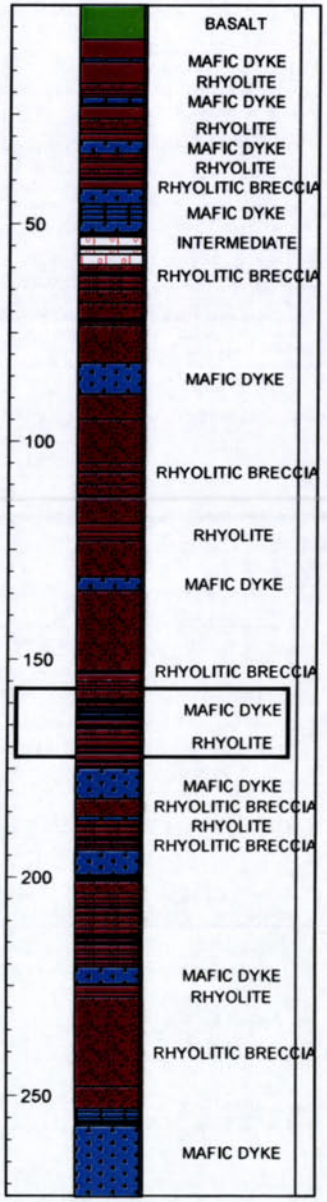

Hole ID: w-012

Easting: 461244

Northing: 5049940 **Azimuth:** 200

Elevation m: 260 **Dip:** -60

Tripple Uranium Resources, Inc.

Drill Core Data Sheet

Final Depth (m): 273

Core Size: NQ

Date Started: July 4, 2007

Date Completed: July 20, 2007

Drilled By: Management

Logged by: JTC

Depth	From	To	Rx_Code	Rock Type	Description
	155.1	163.0		MAFIC DYKE	brown beige, 40% brick red, 10% black very fine grained mineralization on stringers
163	162.3	163.0		RHYOLITE FLOW	beige fiame at 75 degrees
	163.0	175.0		RHYOLITE	pink rhyolite w/ fiame, base sharp, 60 degrees
164	163.0	163.5		RHYOLITE	260 cps, beige/ red, 10% epidote
	163.5	164.0		RHYOLITE	" " fiame at 80 degrees
165	164.0	165.0		RHYOLITE	5% pink spherulites, 10% black stringers, 230 cps
	165.0	165.4		RHYOLITE	250 cps, 5% black stringers, tr. Cpy
166	165.4	166.0		RHYOLITIC BRECCIA	" ", 5 cm fault, mafic gouge
	166.0	167.3			dark red rhyolitic breccia, 10% clay, 240 cps
167	167.3	168.5		RHYOLITE	broken core
168	168.5	169.8		RHYOLITE	red and pink banding, 5% pink spherulites
169	169.8	170.4		RHYOLITE	tr. Py
	170.4	171.2		RHYOLITE	tr. Py
170	171.6	173.1		RHYOLITE	190 cps
171	173.6	174.5		RHYOLITE	Very broken core, siliceous, glassy, brown/beige banding, 0.5% rhy.
172	174.5	174.9		RHYOLITE	red/brown fragments, 0.5% spherulites
173	174.9	175.0		RHYOLITE	broken core, orange/pink banded rhyolite, 170 cps
174	175.0	183.0		MAFIC DYKE	dark grey
175					
176					
177					

Minerals: Sulph, Fluort, Molyb

Alteration: Qtz/Carb, Clay, B.R, Black, Sph

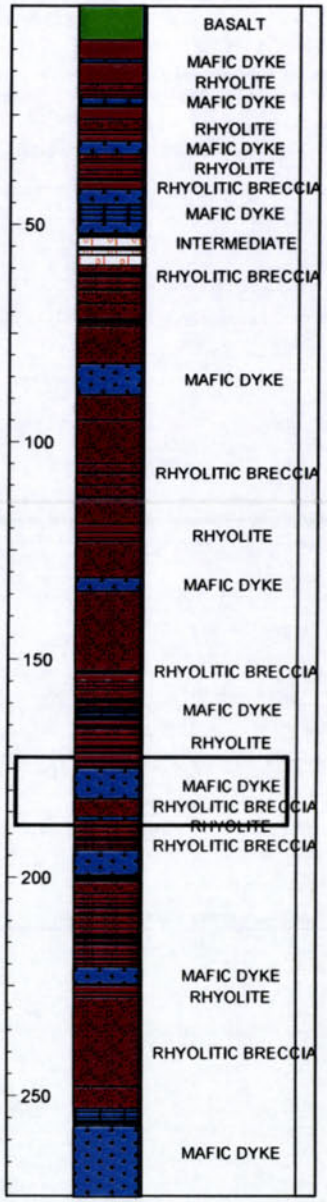

Hole ID: w-012

Easting: 461244

Northing: 5049940

Azimuth: 200

Elevation m: 260

Dip: -60

Tripple Uranium Resources, Inc.

Drill Core Data Sheet

Final Depth (m): 273

Core Size: NQ

Date Started: July 4, 2007

Date Completed: July 20, 2007

Drilled By: Management

Logged by: JTC

Depth	From	To	Rx_Code	Rock Type	Description
	175.0	183.0			
178		220.8			
		188.0			
179		183.8			
		184.2			
180		184.5		MAFIC DYKE	dark grey
		184.7			
181		185.1			
		186.1			80% grey beige, 10% brick red, 10% other (see below), 1-5% black spots
182		182.0			
	183.0				50% green/yellow alteration clay, pervasive
	183.0				glassy, vitreous banded texture, 40% black, 60%
183	183.6				brick red, 270 cps
	183.8				310 cps 60% brick red, 40% black banded,
184	184.2				glassy vitreous
	184.5				very broken core
185	184.7			RHYOLITIC BRECCIA	20% brick red, 40% green chlorite, 40% black chlorite, 290 cps
	185.1			RHYOLITE	very broken, 30% brick red, 50 green chlorite, 250 cps, 20% black chlorite
186					very broken core, orange banded rhyolite
	186.1				" ", tr. Px.
187		187.0			
		188.0			very broken core, 200 cps, K 2.3%, U 5.6, Th 1.4
188	188.0	188.5			200 cps
	188.5				
189					200 cps
		189.7			
190	189.7				
		190.7			trace Pyrite, 5% black stringers
	190.7	191.3			
191	191.3	191.7			" "
	191.7	192.5			1% py, 2% black stringers, 40% brick red 240 cps

Minerals: Sulph, Fluorf, Molyb

Alteration: Qtz/Carb, Clay, B.R, Black, Sph



Hole ID: w-012

Easting: 461244

Northing: 5049940 **Azimuth:** 200

Elevation m: 260 **Dip:** -60

Tripple Uranium Resources, Inc.

Drill Core Data Sheet

Final Depth (m): 273

Core Size: NQ

Date Started: July 4, 2007

Date Completed: July 20, 2007

Drilled By: Management

Logged by: JTC

Depth	Lithology					Minerals			Alteration				
	From	To	Rx_Code	Rock Type	Description	Sulph	Fluort	Molyb	Qtz/Carb	Clay	B.R	Black	Sph
					~~80% grey beige, 10% brick red, 10% other (see below), 1-5% black spots~~	3 6 9	3 6 9	3 6 9	3 6 9	3 6 9	3 6 9	3 6 9	3 6 9
	183.0	220.8			240 cps								
	191.7	192.5			" "								
193	192.5	193.2			" "								
	193.2	193.9											
194													
195													
196													
197													
198													
199				RHYOLITIC BRECCIA									
		199.9											
	199.5	200.0			5% solution cavities								
200	199.9				90% brick red, 10 black stringers								
	200.5	201.0			40% brick red, 30% qtz, carb, upper edge 5 cm thick very fine grained black, hot, 250 cps								
201	201.0												
202					very broken core, poor recovery, py and cpy on cracks, 240 cps								
203													
		203.8											
204	203.8				10-15% brick red, 5% cc, 5% black stringers								
		205.1											
205	205.1				10-15% brick red, 5% black stringers, 400 cps, k 3.3%, u33.8, Th 16.8, 2.3% alt clay								
		206.0											
206	206.0				260 cps, 20% brick red								
		206.8											



Hole ID: w-012

Easting: 461244

Northing: 5049940 **Azimuth:** 200

Elevation m: 260 **Dip:** -60

Tripple Uranium Resources, Inc.

Drill Core Data Sheet

Final Depth (m): 273

Core Size: NQ

Date Started: July 4, 2007

Date Completed: July 20, 2007

Drilled By: Management

Logged by: JTC

Depth	From	To	Rx_Code	Rock Type	Description	Minerals: Sulph	Minerals: Fluord	Minerals: Molyb	Alteration: Qtz/Carb	Alteration: Clay	Alteration: B.R	Alteration: Black	Alteration: Sph
		206.8			80% grey beige, 10% brick red, 10% other (see below), 1-5% black spots								
207	183.0	207.2			260 cps, 20% brick red								
	206.0				black veinlet, 400 cps, 90% brick red, K 3.2%, U 27, Th 8.6								
	206.8				250 cps, 10% brick red								
208	207.2	208.3											
	208.3	208.9			250 cps								
209	208.9												
					50% brick red, 250 cps, 2% solution cavities								
210		210.5											
	210.5												
211					very broken core, tr. Py., MoS, 50%red, 200 cps								
		212.0											
212	212.0												
		213.2			5-10%solution cavities, 50% brick red								
213		213.6											
	213.2	214.0		RHYOLITIC BRECCIA	90% brick red, 2-3%black stringers								
	213.6				90% brick red, 2-3%black stringers, 320 cps								
214	214.0	214.3			" ", 330 cps								
	214.3	215.0			" "								
215	215.0	215.5			broken core, 95% brick red, 5% black stringers, black fiame, 350-370 cps								
	215.5	215.8			5% qtz/carb								
216	215.8												
		217.0			very broken core, 320 cps, 80% brick red								
217	217.0												
		217.8			70% brick red, 5% black stringers								
218	217.8												
		218.8			240 cps, brown/beige, vitreous/glassy, 5% alt clay								
219	218.8	219.2			10% brick red, 250 cps, tr. Py. (on cracks)								
	219.2				very broken core, tr. Py., 10% brick red								
220		220.0											
	220.0												
		220.8			end of section, no py, no black stringers								
221	220.8	224.6		MAFIC DYKE	c.g., 50% phenocrysts								



Hole ID: w-012

Easting: 461244

Northing: 5049940 **Azimuth:** 200

Elevation m: 260 **Dip:** -60

Tripple Uranium Resources, Inc.

Drill Core Data Sheet

Final Depth (m): 273

Core Size: NQ

Date Started: July 4, 2007

Date Completed: July 20, 2007

Drilled By: Management

Logged by: JTC

Depth	From	To	Rx_Code	Rock Type	Description
	220.8				
222					
223				MAFIC DYKE	c.g., 50% phenocrysts
224					
		224.6			
225	224.6	225.0		RHYOLITE	pink/red rhyolite, "ghost" fiame, 5% black stringers, 5% alteration clay
	225.0			RHYOLITE	
	225.0			RHYOLITE	
226		230.0			
		226.6			
227	226.6			RHYOLITE	
		227.6			20% brick red, 30% pink rhyolite flow frags, 40-50% dull red/grey, 1-5% qtz/carb stringers
228	227.6				banded rhyolite, grey, 1%black stringers
					pink/orange banded rhyolite, 200 cps, tiger skin texture, base at 90 degrees, sharp
229					
230					
231					
232				RHYOLITIC BRECCIA	very blocky core, 90% dull grey breccia, cracks filled by green/yellow clay(trace)
233					
234					
235					
236		253.0			

Minerals: Sulph, Fluorf, Molyb

Alteration: Qtz/Carb, Clay, B.R, Black, Sph



Hole ID: w-012

Easting: 461244

Northing: 5049940 **Azimuth:** 200

Elevation m: 260 **Dip:** -60

Tripple Uranium Resources, Inc.

Drill Core Data Sheet

Final Depth (m): 273

Core Size: NQ

Date Started: July 4, 2007

Date Completed: July 20, 2007

Drilled By: Management

Logged by: JTC

Depth	Lithology					Minerals			Alteration				
	From	To	Rx_Code	Rock Type	Description	Sulph	Fluord	Molyb	Qtz/Carb	Clay	B.R	Black	Sph
237	227.6												
238													
239													
240													
241													
242													
243				RHYOLITIC BRECCIA	very blocky core, 90% dull grey breccia, cracks filled by green/yellow clay(trace)								
244													
245													
246													
247													
248	248.0												
249				RHYOLITIC BRECCIA	intense alteration, 10-15% green/yellow clay, base 45 degrees, sharp								
250		253.0											
		253.0											



Hole ID: w-012

Easting: 461244

Northing: 5049940

Azimuth: 200

Elevation m: 260

Dip: -60

Tripple Uranium Resources, Inc.

Drill Core Data Sheet

Final Depth (m): 273

Core Size: NQ

Date Started: July 4, 2007

Date Completed: July 20, 2007

Drilled By: Management

Logged by: JTC

Depth	Lithology					Minerals			Alteration				
	From	To	Rx_Code	Rock Type	Description	Sulph	Fluort	Molyb	Qtz/Carb	Clay	B.R	Black	Sph
252	227.6												
	248.0	253.0		RHYOLITIC BRECCIA	very blocky core, 90% dull grey breccia, cracks filled by green/yellow clay(trace)								
253	253.0	253.0		RHYOLITIC BRECCIA	intense alteration, 10-15% green/yellow clay, base 45 degrees, sharp								
	253.0	273.0			10-15% ep on cracks/vesicles, top 45 degrees, sharp								
254		253.8			2-3% ep								
	253.8												
255		255.0			1-2% py								
	255.0												
256		255.7			10-20% ep								
	255.7	256.1			30% ep, 2% cc								
257	256.1	256.4			" ", flow dyke contact at 45 degrees								
	256.4	257.0			very fg black, 5% ep on cracks								
258													
259				MAFIC DYKE									
260													
261													
262													
263													
264													
265													



Hole ID: w-012

Easting: 461244

Northing: 5049940

Azimuth: 200

Elevation m: 260

Dip: -60

Tripple Uranium Resources, Inc.

Drill Core Data Sheet

Final Depth (m): 273

Core Size: NQ

Date Started: July 4, 2007

Date Completed: July 20, 2007

Drilled By: Management

Logged by: JTC

Depth	Lithology					Minerals			Alteration				
	From	To	Rx_Code	Rock Type	Description	Sulph	Fluord	Molyb	Qtz/Carb	Clay	B.R	Black	Sph
266	253.0												
267													
268													
269				MAFIC DYKE	10-15% ep on cracks/vesicles, top 45 degrees, sharp								
270													
271													
272													
273		273.0											
274													
275													
276													
277													
278													
279													
280													



DIAMOND DRILL LOG.

								HOLE ID	W-013
OWNER	Tripple Uranium	LOCATION	WGS-84 Zone 20	DIRECTION			START	20th June 2007
PROPERTY	Wentworth A	EASTING	461417	DEPTH	AZ.	DIP	FINISH	26th June 2007
LOCATION	Colchester County, Nova Scotia	NORTHING	5049946	0	020	-60	DEPTH	251m
HOLE IDENTITY	DDH W-013	ELEVATION	280m	236	48	-52.5	DRILLED BY	Springdale
		LICENCE	07219				LOGGED BY	Jose Texidor
DESCRIPTIVE LOCATION	Between Swan Brook and East Branch Swan Brook	NTS SHEET	011E11, 011E12	Core Size: NQ			LOG DATE	26th June 2007
				Note: all samples split with hydraulic splitter				

From	To	Secondary units From	Secondary units To	DESCRIPTION	Code	Sample	From	To	Length	Cu	Pb	Zn	Ag	Co	U	Th
					Samples and assay results; all element values in ppm unless otherwise specified											
0.0	11.5			**BASALT**												
				dark grey, fine grained to very fine grained												
				2-3% epidote on cracks, 1% qtz/carb(10/90) on veinlets												
				10-10.4 red/pink rhyolitic breccia, top 20 degrees												
				10% elongate mafic frags 2-10 cm wide, base irregular												
				5% ep on cracks, random orientation												
				5% carb along cracks, random orientation												
11.5	26.5			**RHYOLITE**												
				dark red to brown, various textures, top 80 degrees, mildly irregular												
		11.5	12.2	faint salmon rhyolitic, 2-3% fiamme at 90 degrees, 10-20% sub rounded lithic frags, 10% carb veinlets at 15 degrees, 1-2% black spots												
				rhyolitic, pink, 15% calcite		276101	11.5	11.9	0.40	50	179	320	1.4	7	7.0	12.8
				dark red, grey, 25% calcite		276102	11.9	13.9	2.00	70	160	400	2.3	2	11.3	15.8
		12.2	17.0	brick red to dull dark red rhyolite, 1-5% black spots in places, 1-10 mm and 1-10 cm patches in places, top gradational												
		17.0	17.6	17-17.6 " ", but brecciated, cracks filled w/ carb, 5%		276103	17.2	17.7	0.50	20	80	130	2.4	4	3.6	14.8
		17.6	18.6	basalt												
		18.6	26.3	rhyolitic breccia, dull red to brick red, 90-95% lithic fragments, sub angular to sub rounded, 1-10 cm wide, 0.5% carb in veinlets, 1-2% ep in cracks												
		26.3	26.5	breccia with strong hydrothermal alteration, 20-30% white/grey clay												
26.5	32.0			**BASALT/ANDESITE**												
				dyke												
				10% 1-3mm wide black mineral, round (biotite?), 10-20% 1mm wide plag, 1-5% carbonate on veinlets, cracks												
				10-15% calcite, black spots												
32.0	47.6			**RHYOLITE**												
				pink to red, various textures												
		32.0	34.0	dull red/grey breccia, 10-15% fine grained black mineral, fiamme at 90 degrees at top		276104	32.0	34.0	2.00	30	43	200	<1	7	8.7	15.9

From	To	Secondary units		DESCRIPTION	Samples and assay results; all element values in ppm unless otherwise specified											
		From	To		Code	Sample	From	To	Length	Cu	Pb	Zn	Ag	Co	U	Th
		34.0	36.7	pink, rhyolite breccia fragments in places												
		34.0	34.8	rhyolite breccia		276105	34.0	34.8	0.80	20	23	100	3.3	4	32.9	26.9
		34.8	36.7	pink rhyolite breccia		276106	34.8	36.7	1.90	5	12	60	0.8	1	27.8	26.7
		36.7	41.0	brick red, 5-10% grey "stringers" (alteration clay?), some orientation as fiamme at 75 degrees, 5% quartz phenochrysts, 5-10% black mineral stringers, 2-3 cm wide, same orientation as fiamme												
		36.7	38.1	pink banded rhyolite		276107	36.7	38.1	1.40	20	37	120	2.8	1	30.6	22.5
		38.1	39.0	dull red breccia		276108	38.1	39.0	0.90	50	35	100	0.8	2	41.5	24.7
		39.0	40.0	grey/red breccia		276109	39.0	40.0	1.00	20	46	120	2.5	1	33.8	24.1
		41.0	47.6	dull red/grey to brick red, 5-10% black mineral patches, 1-5 cm wide												
		44.0	45.0	dark red, banded		276110	44.0	45.0	1.00	20	141	200	<1	1	14.1	13.8
		45.0	46.2	rhyolite, 5% black spots		276111	45.0	46.2	1.20	40	65	110	0.8	1	17.3	14.5
		46.2	47.0	" "		276112	46.2	47.0	0.80	30	45	100	1.6	5	13.7	16.2
		47.0	47.6	" "		276113	47.0	47.6	0.60	140	56	70	0.9	1	16.7	17.3
				base contact 80-85 degrees												
47.6	61.6			**BASALT/ANDESITE**												
				dark grey to light grey granitic to 5% between specks, 5% epidote on cracks												
				Mafic diorite dyke, fine to very fine grained, calcite and epidote veins throughout dyke. Lower part of interval bounded by mylonite fracture zone												
61.6	71.2			**RHYOLITIC BRECCIA**												
				45% lithic frags, angular-subangular, 5% carbonate, siliceous texture over 5-10%, trace yellow/green alteration clay on cracks												
		64.0	67.0	mafic diorite dyke, fine to very fine grained epidote and calcite veind present												
		67.0	71.2	highly altered diorite intrusive with 2 degrees of alteration. Red-orange with grey and black. Initial fracturing filled with chert (red jasper); secondary fracturing filled with epidote; fine grained with some quartz apparent in spots. Like sulfides apparent. chill margin also evident at bottom (71.17m) however top was destroyed												
				breccia		276114	61.6	62.0	0.40	5	29	120	1.5	3	34.1	20.4
				brick red, 5-8% black mineral		276115	62.0	63.5	1.50	20	43	90	1.7	<1	44.8	23.3
				dull grey/red		276116	63.5	64.0	0.50	10	76	60	1.5	1	5.6	14.9
				grey siliceous breccia		276117	67.0	68.0	1.00	60	239	490	<0.5	2	8.8	14.4
				grey siliceous breccia		276118	68.0	69.0	1.00	20	61	210	<0.5	1	10.1	16.0
				grey siliceous breccia		276119	69.0	70.0	1.00	20	77	150	<0.5	1	9.5	15.7
				grey siliceous breccia		276120	70.0	71.0	1.00	30	170	330	<0.5	1	8.2	14.2
				base of contact 60 degrees												

From	To	Secondary units		DESCRIPTION	Samples and assay results; all element values in ppm unless otherwise specified											
		From	To		Code	Sample	From	To	Length	Cu	Pb	Zn	Ag	Co	U	Th
71.2	251.0			**BASALT and GABBRO**												
		71.2	78.8	71.2-78.8 basalt, 5-10% 1-2cm subangular mafic fragments; intrusive: very fine grained; grey-dark grey, vessicles apparent (filled with darker material) fracturing filled with epidote and calcite; possible flow (?) secondary chlorite alteration along fractures												
		78.8	99.2	Gabbro/diorite, base about 70 degrees												
		99.2	172.0	Gabbro, upper meter = chill margin												
		141.6	142.8	intrusive sulphidic basaltic layer, fine grained with pyrite-chalcopyrite apparent-possible chlorite alteration												
		172.8	178.0	breccia, hydrothermal alteration, lithic fragments, angular, 1% pyrite, 1% yellow/green clay												
		191.0	201.0	breccia, " "												
		214.0	215.0	breccia												
		218.0	221.0	vesicular (5-10%), 1-3 cm wide, filled with green mineral (flow top)												
		221.0	251.0	mafic dykes, flows												
				EOH: 251.0m												

DIAMOND DRILL LOG.

OWNER	Tripple Uranium	LOCATION	WGS-84 Zone 20	DIRECTION			HOLE ID	W-014
PROPERTY	Wentworth A	EASTING	461338	DEPTH	AZ.	DIP	START	4th July 2007
LOCATION	Colchester County, Nova Scotia	NORTHING	5049901	0	200	-60	FINISH	10th July 2007
HOLE IDENTITY	DDH W-014	ELEVATION	268m	264	232	-57	DEPTH	264m
		LICENCE	07219				DRILLED BY	Springdale
							LOGGED BY	Jose Texidor
DESCRIPTIVE LOCATION	Between Swan Brook and East Branch Swan Brook	NTS SHEET	011E11, 011E12	Core Size: NQ			LOG DATE	10th July 2007
				Note: all samples split with hydraulic splitter				

From	To	Secondary units From	Secondary units To	DESCRIPTION	Samples and assay results; all element values in ppm unless otherwise specified: Code	Sample	From	To	Length	Cu	Pb	Zn	Ag	Co	U	Th
0.0	5.0			CASING												
5.0	16.0			RHYOLITIC BRECCIA												
				brown, weathered, blocky, moderately broken												
				6-9 widespread oxidestaining. Some hydrothermal alteration clays												
		5.0	5.5	5.5-11 190-200 cps		276209	5.00	5.50	0.50	60	42	130	1.1	1	9.6	14.5
		5.5	6.0	8-11 above average cps		276210	5.50	6.00	0.50	30	27	120	1.0	<1	14.0	15.6
		6.0	6.8			276211	6.00	6.80	0.80	30	54	110	0.9	<1	19.2	15.2
		6.8	7.1			276212	6.80	7.10	0.30	40	197	380	1.1	<1	16.1	16.0
		7.2	7.5			276213	7.20	7.50	0.30	20	32	210	1.2	<1	29.4	14.6
		7.5	8.0			276214	7.50	8.00	0.50	10	18	120	1.0	<1	17.8	14.1
		8.0	8.5			276215	8.00	8.50	0.50	30	37	180	1.1	<1	26.3	18.7
		8.5	9.0			276216	8.50	9.00	0.50	40	32	90	1.1	<1	12.6	17.4
		9.0	10.5			276217	9.00	10.50	1.50	30	94	250	0.8	<1	11.8	15.6
16.0	26.0			BASALT												
				grey, 5% cc and ep veinlets												
26.0	42.0			FELSIC BRECCIA												
				heterolithic, dull red to brick red. Subangular to subrounded clasts, 1-10 cm wide. 5% pink banded rhyolite, 5-10% red/pink matrix, 1-2% epidote, calcite, 1-2% quartz, 5-10% black spots, 60-90% brick red, massive with 5% kspar/quartz												
		34.0	35.1	170 cps		276218	34.00	35.10	1.10	20	29	140	<0.5	8	4.9	14.6
		35.1	36.5	190 cps		276219	35.10	36.50	1.40	20	28	140	<0.5	11	9.1	14.2
		36.5	37.7			276220	36.50	37.70	1.20	60	78	150	0.9	3	12.2	15.7
		37.7	38.5	190 cps, U: 4.6ppm, Th 11ppm		276221	37.70	38.50	0.80	50	73	150	0.8	1	12.1	15.3
		39.8	40.1	190 cps		276222	39.80	40.10	0.30	70	159	560	1.6	<1	6.3	16.1
		40.1	40.8	160 cps		276223	40.10	40.80	0.70	30	82	140	0.7	<1	6.2	18.0
42.0	45.0			BASALT												
				top contact breccia, 1-10mm angular fragments, at 80 degrees												
				base contact gradual into dacite												
45.0	54.3			DACITE												
				half phenochrysts (kspar), spherulite textures, 5-10% black spotting, lower boundary 10 cm sub rounded breccia												
		47.6	48.8			276224	47.60	48.80	1.20	50	104	160	1.5	<1	6.3	18.7

From	To	Secondary units		DESCRIPTION	Samples and assay results; all element values in ppm unless otherwise specified											
		From	To		Code	Sample	From	To	Length	Cu	Pb	Zn	Ag	Co	U	Th
		48.8	49.5	190 cps		276225	48.80	49.50	0.70	10	65	100	1.1	<1	5	18.8
		49.5	50.5	very broken core		276226	49.50	50.50	1.00	10	67	160	<0.5	<1	4.5	17.6
54.3	57.5			**MAFIC DYKE**												
				base mafic breccia, 75 degrees												
57.5	64.0			**RHYOLITIC BECCIA**												
				brick red, siliceous, 10-20% very fine grained minralization in streaks and swirly bands												
				top minor breccia, 1-2% epidote												
				base not seen												
		57.4	58.0	240 cps, up to 30% black spotting		276227	57.40	58.00	0.60	20	8	15	1	1	67.3	25.5
		58.0	59.0	240 cps, K: 1.2%, U: 8.6, Th: 14.5		276228	58.00	59.00	1.00	5	11	40	<0.5	2	33.4	24.9
		59.0	60.0	brick red, 260 cps		276229	59.00	60.00	1.00	5	<5	15	<0.5	1	21.1	26.2
		60.0	61.0	brick red with 20% black swirls (faint)		276230	60.00	61.00	1.00	5	13	15	<0.5	<1	19.2	27.4
		61.0	62.1	brick red with 20% black swirls (faint), 200 cps		276231	61	62.1	1.10	20	48	70	<0.5	<1	26.7	30.4
		62.1	63.2	brick red with 20% black swirls (faint), 200 cps		276232	62.1	63.20	1.10	5	9	30	<0.5	1	37.5	31
		63.2	64.1	brick red with 20% black swirls (faint), 180 cps		276233	63.20	64.10	0.90	20	6	15	<0.5	<1	16.4	26.7
64.0	75.0			**RHYOLITIC BECCIA**												
				80% grey/brown aphanitic rhyolite, 20% brick red. Grey green/yellow alteration clay in cracks (80 degrees), 10% dendritic black mineral (pyrolusite?)												
				base not seen												
		64.1	65.3	200 cps		276234	64.10	65.30	1.20	90	284	190	<0.5	1	9.4	16.1
		65.3	66.0			276235	65.30	66.00	0.70	30	236	150	<0.5	<1	7.4	16.1
75.0	77.0			**ANDESITE**												
				dyke. Dark grey aphanitic margins, phenochrysts of kspar (10-20%, 1-3cm, euhedral) at core												
				top not seen but some hysrothermal alteration grey clay												
				base not seen												
77.0	94.7			**BRECCIA/LITHIC TUFF**												
				Very broken and altered												
				80% brown, 20% brick red breccia fragments												
				90% green/yellow alteration clay on cracks, 10-20% oxide, some unaltered fragments (10-20%), banded rhyolite												
94.7	97.4			**MAFIC DYKE**												
				grey, aphanitic, top not seen												
		97.0	97.4	chloritic matrix		276236	97.00	97.40	0.40	40	301	130	1.2	1	15.3	21.1
97.4	100.0			**LITHIC FELSIC BRECCIA**												
				80% banded rhyolite fragments, pink and red banded, 20% grey matrix, up to 60% matrix in places												
		97.4	97.7			276237	97.40	97.70	0.30	30	197	120	0.7	6	11.3	15.6
		97.7	98.5	90% brown clay		276238	97.70	98.50	0.80	80	297	300	1.3	2	17.9	19.0
		98.5	100.5	sandy		276239	98.50	100.50	2.00	20	85	210	<0.5	1	15.2	13.3
				base not seen												
100.0	108.0			**FELSIC LITHIC BRECCIA**												

From	To	Secondary units		DESCRIPTION	Samples and assay results; all element values in ppm unless otherwise specified											
		From	To		Code	Sample	From	To	Length	Cu	Pb	Zn	Ag	Co	U	Th
				80% brown, 20% brick red, stringers of black mineralization (10-15%), trace to 1% fine grained to very fine grained pyrite, 1-3% quartz, carbonate stringers, 1-3 cm wide (50/50)												
		100.5	101.2	200 cps		276240	100.50	101.20	0.70	50	141	160	<0.5	2	17.1	11.8
		101.2	103.0	pink rhyolite, 200 cps		276241	101.20	103.00	1.80	40	225	170	<0.5	1	23.9	13.3
		103.0	103.5	200 cps		276242	103.00	103.50	0.50	50	125	70	<0.5	2	47.3	20.9
		103.5	104.5	200 cps		276243	103.50	104.50	1.00	60	164	250	<0.5	2	22.0	16.1
108.0	112.0			**MAFIC**												
				breccia, ghost brown fragments (70%), subrounded, 1-4cm wide. 1% quartz/carbonate (20/80) in cracks												
112.0	121.8			**BASALT/ANDESITE**												
				vesicular (10-25%), 1-3% quartz/carbonate/epidote (50/40/10)												
121.8	122.6			**FELSIC BRECCIA**												
				brick red, factured. Base not seen (broken core)												
122.6	130.6			dark grey, vesicular, (30%) flow, chill margin, aphanitic.base very irregular and gradual												
130.6	133.5			v brecciated, felsic rhyolite (red), 10% black minerals												
				boundaries very irregular against mafic above and below												
133.5	152.3			**MAFIC/INTERMEDIATE INTRUSIVE**												
				aphanitic chill margins(1m) top and bottom, phenochrysts: 15% plag, 10% kspar												
				base very irregular												
152.3	227.8			**FELSIC BRECCIA**												
				152.3-164 50% brick red, siliceous. 50% dark grey, brown siliceous 10-15% black mineralization, very fine grained in stringers, swirls, 1-5% epidote												
		152.3	152.6	20% epidote, 80% brick red		276244	152.30	152.60	0.30	5	14	40	<0.5	4	21.0	22.2
		152.6	152.9	300 cps. K: 1%, U:17, Th:17		276245	152.60	152.90	0.30	50	73	130	<0.5	5	24.5	27.8
		152.9	153.2	300 cps		276246	152.90	153.20	0.30	190	103	280	<0.5	10	65.4	55.5
		153.2	153.5	200 cps, 10% brick red		276247	153.20	153.50	0.30	90	78	270	<0.5	4	27.0	29.0
		153.5	154.0	260 cps, grey (100%)		276248	153.50	154.00	0.50	20	52	160	<0.5	1	22.0	22.1
		154.0	154.7	80% brick red, 10% black, 300 cps		276249	154.00	154.70	0.70	60	107	290	<0.5	1	40.5	24.0
		154.7	154.9	80% brick red, 20% black		276250	154.70	154.90	0.20	30	24	60	1	2	43.9	27.5
		154.9	155.2	grey		276251	154.90	155.20	0.30	20	82	160	<0.5	<1	18.9	19.7
		155.2	155.5	90% brick red, 250cps		276252	155.20	155.50	0.30	20	29	60	<0.5	<1	83.3	25.2
		155.5	157.0	90% brick red, 260 cps		276253	155.50	157.00	1.50	30	86	220	<0.5	2	22.4	19.1
		157.0	158.2	290 cps		276254	157.00	158.20	1.20	70	141	150	<0.5	1	14.2	20.2
		158.2	160.0	290 cps		276255	158.20	160.00	1.80	30	143	340	<0.5	2	35.1	25.6
		160.0	160.3	180 cps		276256	160.00	160.30	0.30	20	184	680	<0.5	2	16.3	16.2
		160.3	161.0	250 cps, brick red, glassy		276304	160.30	161.00	0.70	10	35	90	<0.5	1	39.1	25.1
		161.0	161.7	260 cps, brick red, glassy		276305	161.00	161.70	0.70	5	23	60	<0.5	1	69.4	34.7
		161.7	162.4	200 cps, brick red, glassy		276306	161.70	162.40	0.70	5	48	60	<0.5	1	43.1	27.4
		162.4	163.5	brick red, 10% epidote on fractures. K: 0.9% U: 9.6, Th: 4.7		276307	162.40	163.50	1.10	10	18	60	<0.5	<1	38.2	24.4

From	To	Secondary units		DESCRIPTION	Samples and assay results; all element values in ppm unless otherwise specified											
		From	To		Code	Sample	From	To	Length	Cu	Pb	Zn	Ag	Co	U	Th
		163.5	164.1	broken, brick red, 10% pink banded rhyolite		276308	163.50	164.10	0.60	20	65	120	0.7	1	39.7	22.4
		164.1	167.2	discoloured dull red breccia. 10% grey/yellow clay												
		164.1	165.3	80% dull red, angular fragments, 20% dull red/grey angular fragments. Glassy, vitreous texture		276309	164.10	165.30	1.20	20	146	330	<0.5	1	16.6	17.3
		165.3	167.1	240 cps. 90% pink rhyolite with flattened fiamme, 10% grey streaks		276310	165.30	167.10	1.80	10	32	70	<0.5	2	18.3	30.2
		167.1	172.0	mafic dyke, coarse grained at core (20% plag, 1-5mm)												
		172.0	172.4	80% brick red, 20 green epidote and alteration clay												
		172.4	173.5	brick red, 10% matrix (epidote and very fine grained clay). Fragments held together in places by matrix		276311	172.40	173.50	1.10	10	28	30	<0.5	<1	20.3	18.5
		173.5	174.9	brick red. 20% epidote matrix/stripes. 5-10% black swirls		276312	173.50	174.90	1.40	50	41	50	<0.5	5	15.7	27.6
		174.9	176.0	broken core, 200 cps. Glassy brick red fragments with very fine grained black mineralization on cracks		276313	174.90	176.00	1.10	20	84	260	<0.5	1	11.6	22.9
		176.0	178.0	very broken core, 200 cps, same as above		276314	176.00	178.00	2.00	40	229	400	<0.5	1	16.8	16.9
		178.0	178.7	" ", but 10% spotty black mineralization		276315	178.00	178.70	0.70	120	7	80	<0.5	<1	10.9	27.9
		178.9	179.9	90% salmon/dull red matrix, 5% spherulites, 5% kspar		276316	178.90	179.90	1.00	70	190	300	<0.5	1	10.9	20.0
		179.9	181.1	" ", also 5% very fine grained black mineralization		276317	179.90	181.10	1.20	50	78	200	<0.5	1	16.2	21.8
		181.1	182.2	20% "ghost" breccia fragments		276318	181.10	182.20	1.10	70	74	300	<0.5	1	13.5	19.0
		182.2	183.3	20% "ghost" breccia fragments, 5% black very fine grained mineralization		276319	182.20	183.30	1.10	20	42	110	0.7	1	10.3	19.0
		183.3	183.9	5-10% very fine grained black veinlets, glassy/vitreous		276320	183.30	183.90	0.60	40	98	180	<0.5	1	7.1	17.3
		183.9	195.0	170 cps, pink rhyolite, very broken core, 60% pink banded rhyolite, 40% dull red/glassy,		276321	183.90	185.00	1.10	40	13	80	<0.5	1	37.8	30.8
		185.0	187.5	80% dull red/grey, 20% brick red, 170 cps, vitreous, glassy, cramy red		276322	185.00	187.50	2.50	20	63	220	0.6	10	7.4	17.1
		187.5	189.5	mafic dyke, plag at core (205, 1-3cm)												
				contacts at 80 degrees												
		189.5	192.3	dull red breccia, very broken core												
		192.3	194.0	very broken core, breccia: pink rhyolite, 10-20% grey stringers, 5% epidote		276323	192.30	194.00	1.70	30	186	130	<0.5	1	34.4	29.1
		194.0	194.7	pink flow, 10% vesicles filled by zeolites, glassy/vitreous		276324	194.00	194.70	0.70	30	108	80	<0.5	3	13.5	36.8
		195.0	196.0	mafic dyke, black very fine grained												
		196.0	202.5	80% mafic dyke fragments, very fine grained, very chloritic (black), vitreous. 20% dull red felsic breccia												
		202.5	212.0	very broken core, dull red/grey breccia. 10% grey clay. Cracks filled with yellow/green powdery clay												
		202.6	202.8	200 cps, 20% epidote, 20% very fine grained black mineral (in clusters)		276325	202.60	202.80	0.20	80	131	140	<0.5	8	12.7	22.5
		202.8	203.4	" "		276326	202.80	203.40	0.60	20	92	140	0.7	5	17.3	24.5
		203.5	203.8	5% spherulites, trace very fine grained pyrite, glassy creamy red		276327	203.50	203.80	0.30	40	89	260	0.5	2	10.1	19.6
		204.8	205.8	creamy red, glassy texture. 180 cps. K: 2.1% U: 5ppm Th: 10ppm		276328	204.80	205.80	1.00	40	68	370	<0.5	2	11.1	17.7

From	To	Secondary units		DESCRIPTION	Samples and assay results; all element values in ppm unless otherwise specified											
		From	To		Code	Sample	From	To	Length	Cu	Pb	Zn	Ag	Co	U	Th
		205.8	206.4	" ", but core more broken		276329	205.80	206.40	0.60	40	80	230	<0.5	2	5.1	16.0
		206.4	207.5	" ", but 30% pink banded rhyolite		276330	206.40	207.50	1.10	20	26	110	0.5	1	13.6	28.0
		212.0	215.5	very intensely altered breccia. 20-50%clay, frags matrix supported in places. Clay: brown, green, yellow												
		215.5	217.8	dull red/grey brow; 5% altered clay (green/yellow)												
217.8	235.5			**MAFIC DYKE**												
				chill margins, coarser core												
		223.5	227.8	5-10% kspar (5-10mm). Cracks filled by blue-grey clay (20% on crack surfaces). Cracks also contain 1-2%black spots, 1-3mm)												
		234.0	234.4	k-spar rhyolite												
		234.7	235.2	k-spar rhyolite												
235.5	245.1			**RHYOLITE BRECCIA**												
				dull red/grey, typically with kspar phenochrysts, hydrothermal clay alteration												
		235.5	242.0	5% k-spar phenochrysts (1-5mm). 5% grey/green/yellowhydrothermal clay alteration in cracks												
		242.0	243.5	pink rhyolite, 5-10% black spots (1mm)												
		243.5	245.1	dull red/grey, 5% grey/yellow/green alteration clay on cracks												
				base at 80 degrees												
245.1	252.3			**MAFIC DYKE AND FLOW**												
		245.1	245.6	flow 1		276257	245.10	245.60	0.50	10	171	420	1.2	38	0.7	2.4
		245.6	246.6	flow 1		276258	245.60	246.60	1.00	30	41	300	<0.5	41	0.7	2.2
		246.6	246.7	flow2		276259	246.60	246.70	0.10	10	89	310	<0.5	38	0.7	2.4
		246.7	247.3	dyke 1		276260	246.70	247.30	0.60	60	188	440	0.6	40	1.1	4.3
				246.9-251.6 very fine grained black, 1-2% pyrite, sharp margins												
		247.3	248.0	dyke 2		276261	247.30	248.00	0.70	60	83	280	7.1	41	1.1	4.1
		248.0	249.5	dyke		276262	248.00	249.50	1.50	70	35	260	<0.5	44	0.9	3.3
		249.5	250.0	dyke		276263	249.50	250.00	0.50	60	8	80	0.6	40	0.7	2.5
		250.0	251.5	flow top		276264	250.00	251.50	1.50	60	53	200	<0.5	39	1.0	4.4
		251.5	251.8	flow		276265	251.50	251.80	0.30	5	313	320	1.0	36	1.8	5.8
				251.6-251.8 mafic and rhyolitic breccia												
				251.8-251.9 very fine grained black. 80 degree margins (sharp)												
		251.8	251.9	dyke		276266	251.80	251.90	0.10	20	81	390	1.4	38	1.0	3.8
		251.9	252.4	flow		276267	251.90	252.40	0.50	5	53	330	1.5	34	1.9	4.9
252.3	264.0			**RHYOLITE BRECCIA**												
				dull red/grey, rhyolitic breccia. 1-2% quartz/carbonate veinlets. 1-3% kspar phenochrysts (1-5mm). Very siliceous throughout (glassy, brittle)												
				260-261.8 10-15% green/grey hydrothermal clay, 5% black mineralization on stringers												
				EOH: 264m												

Hole ID: W-014

Easting: 461338

Northing: 5049901 **Azimuth:** 200

Elevation m: 268 **Dip:** -60

Tripple Uranium Resources, Inc.

Drill Core Data Sheet

Final Depth (m): 264

Core Size: NQ

Date Started: July 4, 2007

Date Completed: July 10, 2007

Drilled By: Springdale Forest

Logged by: JTC

Depth :	Lithology					Minerals			Alteration				
	From	To	Rx_Code	Rock Type	Description	Sulph.	Fluort.	Molyb.	Qtz/Carb	Clay	B.R.	Black	Sph
	0.0	5.0		CASING									
10	5.0	16.0		RHYOLITIC BRECCIA	Brown, weathered, blocky, moderately broken, Widespread oxide staining. Some hydrothermal alteration clays								
20	16.0	26.0		BASALT	Grey, 5% cc and ep veinlets								
30	26.0	42.0		FELSIC BRECCIA	Heterolithic, dull red to brick red. Subangular to subrounded clasts, 1-10 cm wide. 5% pink banded rhyolite, 5-10% red/pink matrix, 1-2% epidote, calcite, 1-2% quartz, 5-10% black spots, 60-90% brick red, massive with 5% kspar/quartz								
40	42.0	45.0		BASALT	Top contact breccia, 1-10mm angular fragments, at 80 degrees, Base contact gradual into dacite								
50	45.0	54.3		DACITE	Half phenocrysts (kspar), spherulite textures, 5-10% black spotting, lower boundary 10 cm sub rounded breccia								
	54.3	57.5		MAFIC DYKE	Base mafic breccia, 75 degrees								

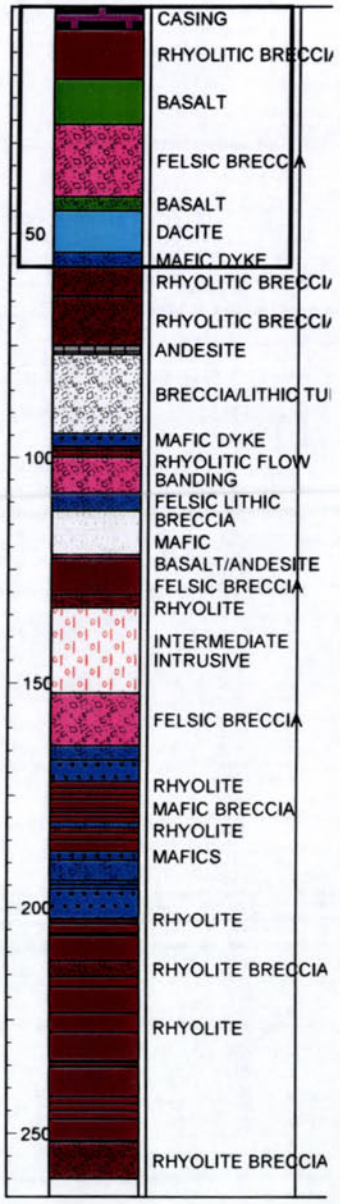

Hole ID: W-014

Easting: 461338

Northing: 5049901 **Azimuth:** 200

Elevation m: 268 **Dip:** -60

Tripple Uranium Resources, Inc.

Drill Core Data Sheet

Final Depth (m): 264 **Core Size:** NQ

Date Started: July 4, 2007

Date Completed: July 10, 2007

Drilled By: Springdale Forest

Logged by: JTC

Depth :	Lithology					Minerals			Alteration				
	From	To	Rx_Code	Rock Type	Description	Sulph.	Fluort.	Molyb.	Qtz/Carb	Clay	B.R.	Black	Sph
	54.3	57.5		MAFIC DYKE	Base mafic breccia, 75 degrees								
60	57.5	64.0		RHYOLITIC BRECCIA	Brick red, siliceous, 10-20% very fine grained mineralization in streaks and swirly bands, Top minor breccia, 1-2% epidote								
70	64.0	75.0		RHYOLITIC BRECCIA	80% grey/brown aphanitic rhyolite, 20% brick red. Grey green/yellow alteration clay in cracks (80 degrees), 10% dendritic black mineral (pyrolusite?)								
	75.0	77.0		ANDESITE	Dyke. Dark grey aphanitic margins, phenochrysts of kspar (10-20%, 1-3cm, euhedral) at core								
80	77.0	94.7		BRECCIA/LITHIC TUFF	Very broken and altered								
90													
	94.7	97.4		MAFIC DYKE									
	97.4	97.7		RHYOLITIC FLOW BANDING	Grey, aphanitic, top not seen								
	97.7	98.5			80% banded rhyolite fragments, pink and red banded, 20% grey matrix, up to 60% matrix in places 90% brown clay								
100	98.5	100.5			Sandy								
	100.0	108.0		FELSIC LITHIC BRECCIA	80% brown, 20% brick red, stringers of black mineralization (10-15%), trace to 1% fine grained to very fine grained pyrite, 1-3% quartz, carbonate stringers, 1-3 cm wide (50/50)								
110	108.0	112.0		MAFIC	Breccia, ghost brown fragments (70%), subrounded, 1-4cm wide. 1% quartz/carbonate (20/80) in cracks								
	112.0	121.8		BASALT/ANDESITE	Vesicular (10-25%), 1-3% quartz/carbonate/epidote (50/40/10)								

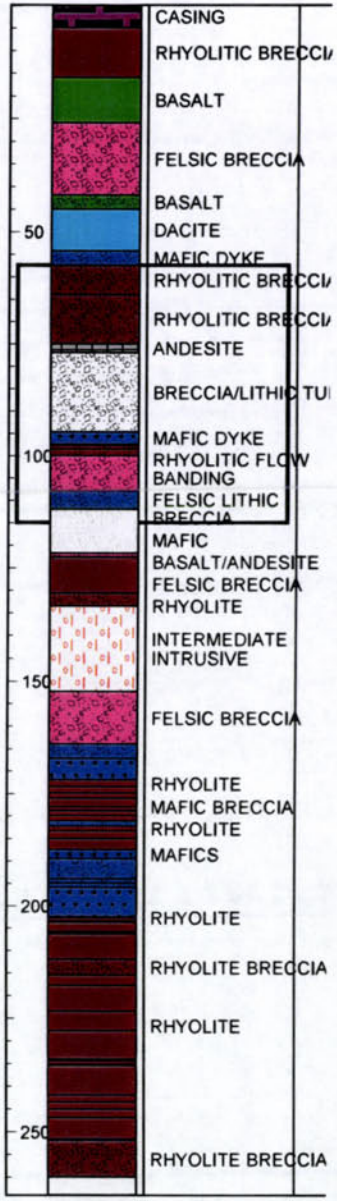

Hole ID: W-014

Easting: 461338

Northing: 5049901 **Azimuth:** 200

Elevation m: 268 **Dip:** -60

Tripple Uranium Resources, Inc.

Drill Core Data Sheet

Final Depth (m): 264

Core Size: NQ

Date Started: July 4, 2007

Date Completed: July 10, 2007

Drilled By: Springdale Forest

Logged by: JTC

Depth	From	To	Rx_Code	Rock Type	Description	Sulph.	Fluort.	Molyb.	Qtz/Carb	Clay	B.R.	Black	Sph
						3 6 9	3 6 9	3 6 9	3 6 9	3 6 9	3 6 9	3 6 9	3 6 9
120	112.0	121.8		BASALT/ANDESITE	Vesicular (10-25%), 1-3% quartz/carbonate/epidote (50/40/10)								
	121.8	122.6		FELSIC BRECCIA	Brick red, fractured. Base not seen (broken core)								
	122.6	130.6		RHYOLITE	Dark grey, vesicular, (30%) flow, chill margin, aphanitic,base very irregular and gradual								
130	130.6	133.5			Very brecciated, felsic rhyolite (red), 10% black minerals								
140	133.5	152.3		INTERMEDIATE INTRUSIVE	Mafic/Intermediate intrusive. Aphanitic chill margins(1m) top and bottom, phenochrysts: 15% plag, 10% kspar								
150													
	152.3	164.0		FELSIC BRECCIA	50% brick red, siliceous. 50% dark grey, brown siliceous 10-15% black mineralization, very fine grained in stringers, swirls, 1-5% epidote								
160													
	164.0	167.2			Discolored dull red breccia. 10% grey/yellow clay 80% dull red, angular fragments, 20% dull red/grey angular fragments. Glassy, vitreous texture								
	167.2	172.0			Mafic dyke, coarse grained at core (20% plag, 1-5mm)								

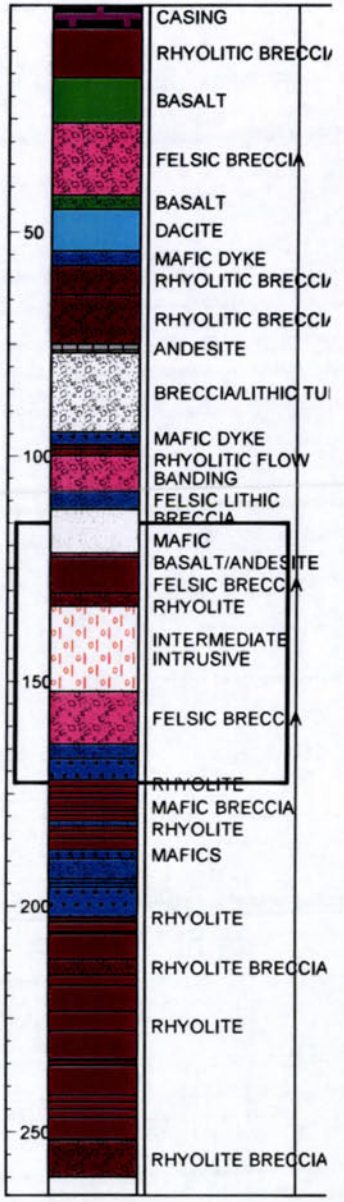

Hole ID: W-014

Easting: 461338

Northing: 5049901 **Azimuth:** 200

Elevation m: 268 **Dip:** -60

Tripple Uranium Resources, Inc.

Drill Core Data Sheet

Final Depth (m): 264

Core Size: NQ

Date Started: July 4, 2007

Date Completed: July 10, 2007

Drilled By: Springdale Forest

Logged by: JTC

Depth :	Lithology					Minerals			Alteration				
	From	To	Rx_Code	Rock Type	Description	Sulph.	Fluort.	Molyb.	Qtz/Carb	Clay	B.R.	Black	Sph
	167.2	172.0			Mafic dyke, coarse grained at core (20% plag, 1-5mm)								
	172.0	173.5		RHYOLITE	Brick red, 10% matrix (epidote and very fine grained clay). Fragments held together in places by matrix								
	173.5	175.0			Brick red. 20% epidote matrix/stripes. 5-10% black swirls								
	174.9	176.0			Broken core, 200 cps. Glassy brick red fragments with very fine grained black mineralization on cracks								
	176.0	178.0			Very broken core, 200 cps, same as above								
180	178.0	178.7			" ", but 10% spotty black mineralization								
	178.9	179.9			90% salmon/dull red matrix, 5% spherulites, 5% kspar								
	179.9	181.1		MAFIC BRECCIA	" ", also 5% very fine grained black mineralization								
	181.1	182.2		RHYOLITE	20% "ghost" breccia fragments								
	182.2	183.3			20% "ghost" breccia fragments, 5% black very fine grained mineralization								
190	183.3	185.0		MAFICS	5-10% very fine grained black veinlets, glassy/vitreous								
	185.0	187.5			80% dull red/grey, 20% brick red								
	187.5	189.5			Mafic dyke, plag at core (205, 1-3cm)								
	189.5	194.0			Dull red breccia v broken core								
	194.0	195.0			10-25% grey epidote and green clay spots. 110 cps								
200	195.0	196.0			Mafic dyke, black very fine grained								
	196.0	202.5		RHYOLITE	80% mafic dyke fragments, very fine grained, very chloritic (black), vitreous. 20% dull red felsic breccia								
	202.5	202.8			200 cps, 20% epidote, 20% very fine grained black mineral (in clusters)								
	202.8	203.5			" "								
	203.5	203.8			5% spherulites, trace very fine grained pyrite, glassy creamy red								
210	203.8	205.8			Creamy red, glassy texture. 180 cps. K 2.1% U 5ppm Th: 10ppm								
	205.8	206.4			" ", but core more broken								
	206.4	212.0		RHYOLITE BRECCIA	" ", but 30% pink banded rhyolite								
	212.0	215.5			Very intensely altered breccia. 20-50%clay, frags matrix supported in places. Clay: brown, green, yellow								
	215.5	217.8			Dull red/grey brow, 5% altered clay (green/yellow)								
220	217.8	235.5		RHYOLITE									
	223.5	227.8			5-10% kspar (5-10mm). Cracks filled by blue-grey clay (20% on crack surfaces). Cracks also contain 1-2%black spots, 1-3mm)								

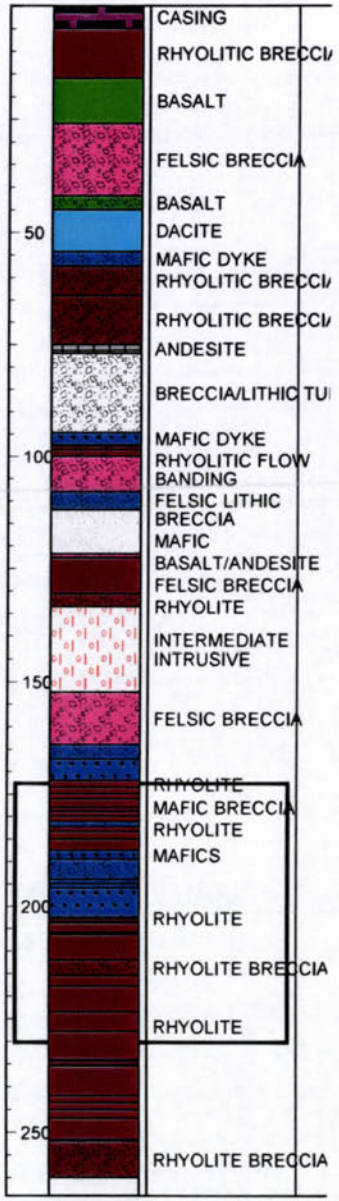

Hole ID: W-014

Easting: 461338

Northing: 5049901 **Azimuth:** 200

Elevation m: 268 **Dip:** -60

Tripple Uranium Resources, Inc.

Drill Core Data Sheet

Final Depth (m): 264

Core Size: NQ

Date Started: July 4, 2007

Date Completed: July 10, 2007

Drilled By: Springdale Forest

Logged by: JTC

Depth :	Lithology					Minerals			Alteration				
	From	To	Rx_Code	Rock Type	Description	Sulph.	Fluort.	Molyb.	Qtz/Carb	Clay	B.R.	Black	Sph
230	217.8	235.5		RHYOLITE	5-10% kspar (5-10mm). Cracks filled by blue-grey clay (20% on crack surfaces). Cracks also contain 1-2%black spots, 1-3mm)								
	223.5	227.8			Kspar rhyolite								
	234.0	234.4			Kspar rhyolite								
	234.4	235.2											
240	235.5	242.0			5% kspar phenocrysts (1-5mm). 5% grey/green/yellowhydrothermal clay alteration in cracks								
	242.0	243.5			Pink rhyolite, 5-10% black spots (1mm)								
	243.5	245.1			Dull red/grey, 5% grey/yellow/green alteration clay on cracks								
	245.1	246.9			5-10% epidote, 10% vesicles								
250	246.9	251.6			very fine grained black, 1-2% pyrite, sharp margins								
	251.6	251.8			mafic and rhyolitic breccia very fine grained black. 80 degree margins (sharp)								
	251.8	251.9											
	251.9	260.0		RHYOLITE BRECCIA	dull red/grey, rhyolitic breccia. 1-2% quartz/carbonate veinlets. 1-3% kspar phenocrysts (1-5mm). Very siliceous throughout (glassy, brittle)								
260													
270													
280													

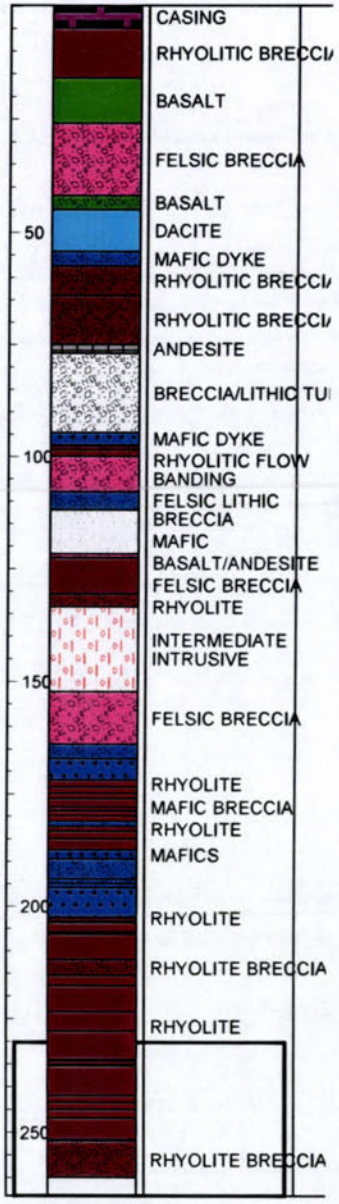

DIAMOND DRILL LOG.

OWNER	Tripple Uranium	LOCATION	WGS-84 Zone 20	DIRECTION			HOLE ID	W-016
PROPERTY	Wentworth A	EASTING	461355	DEPTH	AZ.	DIP	START	20th June 2007
LOCATION	Colchester County, Nova Scotia	NORTHING	5049715	0	020	-60	FINISH	27th June 2007
HOLE IDENTITY	DDH W-016	ELEVATION	284m	193	024	-59	DEPTH	326.9m
		LICENCE	07219	311	026	-58	DRILLED BY	Springdale
DESCRIPTIVE LOCATION	Between Swan Brook and East Branch Swan Brook	NTS SHEET	011E11, 011E12	Core Size: NQ			LOG DATE	30th June 2007
				Note: all samples split with hydraulic splitter				

From	To	Secondary units From	Secondary units To	DESCRIPTION	Samples and assay results; all element values in ppm unless otherwise specified: Code	Sample	From	To	Length	Cu	Pb	Zn	Ag	Co	U	Th
0.0	0.4			Overburden												
0.4	186.7			**BASALT**												
				Series of dark green flows, vesicular flow, tops noted abundant												
				epidote; minor granitic intrusives												
		8.6	10.8	gray silicified												
				pink granititc rock at top												
				fracturing - 10 degrees along section												
				10.8 m: contact 42 degrees												
				11.54 m: contact 58 degrees												
		11.5	21.3	pink granititc intrusive; very fine grained matrix		276268	18.60	19.70	1.10	20	111	90	<0.5	2	4.3	17.3
				quartz and feldspar phenocrysts 1-2 mm		276269	19.70	21.30	1.60	20	56	50	<0.5	2	4.7	18.4
				150 cps between 18.6 and 19.7												
				highly fractured lower contact												
				cemented brecciated silicification of contact basalt												
		35.5	38.7	felsic intrusive very fine grained pink feldspar phenocrists 1-5 mm												
				38.7 m: contact 54 degrees												
		42.5	73.5	contact zone - vesicular and very fine grained black chill zones												
				medium grained massive flow with minor flow breccia rounded												
				fragments and minor epidote breccia												
		73.5	88.8	basalt flow, numberous epidote fractures, some with brecciation												
				very fine grained to fine grained												
		88.8	104.8	flow top, vesicular tops down, vesicles increasing in size and												
				number down hole												
				91.46 m: contact 60 degrees												
				91.46 - 92.94 silicified zone, associated brecciation -												
				abundant epidote, fluorite, pink silification												
				92.94 m: contact 40 degrees												
				104.8 m: contact 38 degrees												
		104.8	118.8	basal flow breccia, dark green to brown green, rounded to angular		276334	114.70	115.60	0.90	280	63	130	<0.5	16	2.4	10.4
				vesicular to massive fragments in very fine grained basalt matrix		276335	115.60	116.40	0.80	5	39	90	0.5	13	2.5	10.2
				114.6-117.55 brownish zone with abundant pyrite, minor		276336	116.40	116.90	0.50	40	18	70	<0.5	13	2.4	10.3
				chalcopyrite along with minor quartz stringers		276337	116.90	117.50	0.60	790	546	600	<0.5	22	2.9	11.1

From	To	Secondary units		DESCRIPTION	Samples and assay results; all element values in ppm unless otherwise specified											
		From	To		Code	Sample	From	To	Length	Cu	Pb	Zn	Ag	Co	U	Th
		118.8	179.3	basalt flow		276338	117.50	118.00	0.50	380	121	240	<0.5	33	2.2	6.8
				dark green to grey, abundant fracturing with epidote and quartz		276339	118.00	118.50	0.50	5	7	150	<0.5	2	2.0	6.5
				veins, basalt is fine grained with feldspar crystals (fine to course)												
				some vesicular chert/epidote												
				apparent vesicles visible near flow top (.5-1cm)												
				149.25 m: contact 33 degrees		276270	179.20	180.60	1.40	10	36	280	<0.5	56	0.7	1.8
				149.25 - 152.58 highly altered fracture zone with large		276271	180.60	181.70	1.10	20	52	350	7.3	54	0.6	1.6
				quartz and epidote veins, white to light		276272	181.70	182.10	0.40	70	60	260	1.0	54	1.2	1.6
				green color, fine to very fine grained		276273	182.10	183.50	1.40	50	52	290	<0.5	57	0.5	1.7
				152.58 m: contact 35 degrees		276274	183.50	184.50	1.00	40	47	280	<0.5	38	1.6	4.6
		179.3	185.5	flow top, fine grained basalt with some brecciated flow		276275	184.50	185.30	0.80	30	39	150	0.9	25	2.0	8.8
				some sulfide alteration with pyrite/chalcopyrite present as		276276	185.30	185.80	0.50	60	160	490	<0.5	47	2.2	4.2
				well as chlorite and epidote veins		276277	185.80	186.20	0.40	240	406	950	3.2	40	4.0	5.6
				185.5 m: contact 34 degrees		276278	186.20	186.90	0.70	10	46	190	1.2	7	22.4	22.4
186.7	202.7			**RHYOLITE**		276279	186.90	188.60	1.70	5	59	110	1.2	3	21.3	27.0
				190 cps between 186.2 and 186.9 m with spectrometer assay of												
				K: 1.4%, U: 5.6, Th: 12.8												
		188.7	195.1	Diorite, fine grained with larger feldspar chrystals intrusive dyke		276280	194.10	194.50	0.40	60	59	240	<0.5	35	0.8	2.5
				cross-cutting the rhyolite, chill margins present dark green to		276281	194.50	195.10	0.60	30	60	250	8.5	34	1.0	2.6
				grey color, feldspar grains (1-10 mm) some small scale epidote												
				veins, but being very minimal												
				195.1 m: contact 88 degrees												
		195.1	198.0	rhyolite, pink fine grained occasional epidote fracture fill		276282	195.10	197.00	1.90	120	357	300	15.0	4	10.5	20.8
				overall darker towards bottom, lower contact highly brecciated		276283	197.00	197.80	0.80	180	450	490	2.0	3	8.7	16.0
				and recemented with calcite; 170 cps between 195.1 and 197 m		276284	197.80	198.60	0.80	20	57	220	1.2	1	12.7	18.6
				198.0 m: contact 60 degrees												
		198.0	199.1	dark red to reddish brown, very fine grained occasional epidote												
				veins as fracture fill, porphyritic with small 1-2 mm feldspar chrystals		276285	198.60	200.10	1.50	140	427	490	1.6	2	9.5	14.8
				199.1 m: contact 45 degrees		276286	200.10	200.80	0.70	30	94	290	1.4	2	8.9	20.0
		199.1	202.7	dark red to reddish brown, very fine grained, no phenocrysts, highly		276287	200.80	202.80	2.00	40	87	270	1.2	4	13.8	25.4
				fractured with epidote fracture fill, occasional light pink rhyolite		276288	202.80	203.60	0.80	20	57	420	<0.5	50	0.6	1.6
				fingers on cm scale epidote fracture fill more common towards												
				bottom, lower contact: fault contact with slickenslide, slickenlines												
				at 70 degrees from core axis												
				200 cps between 200.1 and 202.7 m with assay of												
				K: 0.6%, U: 7.2, Th: 4.4												
				202.7 m: contact 35 degrees												
202.7	204.5			**BASALT**												
				very fine grained mafic intrusive, rare epidote veining, darker down												
				section lower contact with rhyolite												

From	To	Secondary units		DESCRIPTION	Samples and assay results; all element values in ppm unless otherwise specified											
		From	To		Code	Sample	From	To	Length	Cu	Pb	Zn	Ag	Co	U	Th
				204.5 m: contact 60 degrees												
204.5	250.6			**RHYOLITE**												
				200-250 cps between 204.4 and 207.2 m with spectrometer assay of		276289	204.40	207.20	2.80	10	43	150	1.5	10	46.7	26.5
				K: 0.5%, U: 12.3, Th: 5.5		276290	207.20	208.30	1.10	60	134	190	1.1	3	7.8	19.9
				180-200 cps between 208.3 and 211 m; 200 cps between 212.5		276291	208.30	211.00	2.70	30	117	170	1.3	1	6.4	19.2
				and 214.8 m;		276292	211.00	211.70	0.70	20	60	170	1.4	1	10.3	19.6
				dark red to reddish brown, trending to pink in mid-section		276293	211.70	212.50	0.80	20	38	120	1.5	<1	9.7	25.3
				abundant epidote pink rhyolite occasiona highly fractured and		276294	212.50	214.80	2.30	20	45	110	1.0	<1	4.5	17.4
				relithlfied in silicious zone (13 cm), cm scale mafic intruslons		276295	214.80	216.00	1.20	10	22	80	1.2	1	9.9	27.1
				aphanitic at 206.8 and 207.3, lower contact with		276296	216.00	217.00	1.00	5	42	180	1.1	1	9.7	28.4
				fine grained mafic		276297	217.00	218.50	1.50	10	50	150	2.2	2	10.1	27.0
		218.5	219.6	dark grey, fine grained mafic with chlorite alteration on fractures												
				slickenlines on some fracture surfaces at 10 degrees												
				lower contact with rhyolite faulted slickenlines at 60 degrees												
				219.6 m: contact 55 degrees												
		219.6	250.6	light pink to dark reddish brown, porphyritic with 1-2 mm feldspar												
				phenocrysts, flow banding prevelant throughout, light pink												
				intervals about 2 m long near top of section, dark reddish brown		276298	221.40	222.30	0.90	5	52	160	1.9	1	5.9	24.4
				near center of section, highly fractured with abundant epidote		276299	222.30	222.80	0.50	5	24	80	1.1	<1	5.7	27.5
				light pink rhyolite interval near bottom of section												
				epidote present in upper pink section as massive alteration and												
				in daker red to reddish brown sections as fracture fill												
				contact with diorite at 57 degrees												
				200 cps between 222.3 and 222.8 m with spectrometer assay of												
				K: 1.6%, U: 3.9, Th 17.9												
250.6	253.7			**DIORITE**												
				dark blackish grey porphyritic, fine grained with well formed		276331	250.00	250.40	0.40	10	40	210	0.6	5	7.2	27.9
				phenocrysts 1-5 mm, 42 cm chill margin on upper contact		276332	250.40	251.00	0.60	5	39	150	<0.5	4	8.0	26.3
				45 cm chill margin on lower contact, very few fractures, little		276333	251.00	251.60	0.60	10	15	50	<0.5	2	6.9	25.2
				epidote 23 degree fracture lower contact with rhyolite												
				258.5 m: contact 60 degrees												
253.7	258.5			**RHYOLITE**												
				light pink to dark reddish brown, abundant epidote												
				fine grained occasional feldspar phenocrysts 1- 3 mm												
258.4	263.4			**DIORITE**												
				dark grey in color, feldspar grains (1-5 mm) altering to												
				fine to medium grained epidote												
263.4	338.0			**RHYOLITE**												
				highly fractured and brecciated, aphanitic, epidote filled fractures												
				throughout along with quartz veins, reddish brown in color												
				numerous diorite dykes throughout												
				190 cps between 301.5 and 302.8 m												

From	To	Secondary units		DESCRIPTION	Samples and assay results; all element values in ppm unless otherwise specified											
		From	To		Code	Sample	From	To	Length	Cu	Pb	Zn	Ag	Co	U	Th
				160 cps between 317 and 319 m												
		275.7	281.1	medium grained diorite dyke with minor fracturing with epidote veins												
		283.3	289.2	medium grained diorite dyke with minor fracturing with epidote veins												
				secondary quartz												
				289.2 m: contact 80 degrees												
						276300	301.50	301.90	0.40	20	109	210	<0.5	1	3.4	16.3
						276301	301.90	302.80	0.90	40	61	160	<0.5	1	2.9	16.6
		307.8	309.4	ultamafic basalt dyke, with pyrite and chalcopyrite less than 1 mm												
				in size, minor calcite												
				313.8 m: contact 35 degrees												
		313.8	315.3	dark grey to black basalt, well fractured with calcite and epidote fill												
				lower contact less clear due to high fracturing, 140 cps		276302	317.00	318.30	1.30	5	22	40	<0.5	<1	11.2	36.7
		319.0	322.5	dark grey to black basalt dyke, upper 70 cm is highly fractured filled		276303	318.30	319.00	0.70	20	21	60	<0.5	<1	10.6	37.7
				with epidote and quartz, greater quartz volume in lower two thirds												
				fractures												
				322.5 m: contact 52 degrees												
				324.5 m: contact 43 degrees												
		324.5	326.9	mafic basalt dyke, high sulfide content												
				326.9 m: contact 56 degrees												
				EOH: 326.9m												

Hole ID: W-016

Easting: 461335

Northing: 5049715 **Azimuth:** 20

Elevation m: 284 **Dip:** -60

Tripple Uranium Resources, Inc.

Drill Core Data Sheet

Final Depth (m): 326.9

Core Size: NQ

Date Started: June 20, 2007

Date Completed: June 27, 2007

Drilled By: Management

Logged by: James Miller

Depth :	Lithology					Minerals			Alteration				
	From	To	Rx_Code	Rock Type	Description	Sulph.	Fluort.	Molyb.	Qtz/Carb	Clay	B.R.	Black	Sph
	0.0	0.4		Overburden									
	0.4	11.5		BASALT	pink granitic rock at top, fracturing - 10 degrees along section								
	11.5	21.3		BASALT	pink granitic intrusive, very fine grained matrix								
	21.3	35.5		BASALT	quartz and feldspar phenocrysts 1-2 mm, highly fractured lower contact, cemented brecciated silicification of contact basalt. light pink very fine								
	35.5	42.5		BASALT									
	42.5	73.5		BASALT	medium grained massive flow with minor flow breccia rounded, contact zone - vesicular and very fine grained black chill zones, fragments and minor epidote breccia								

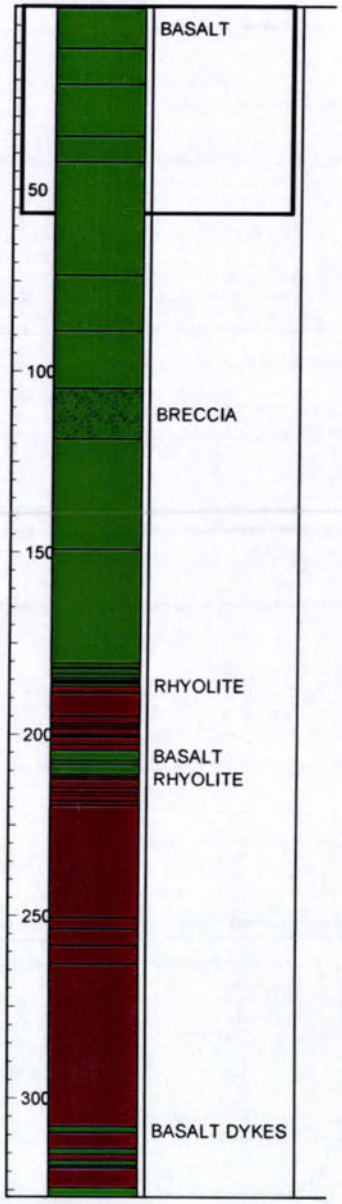

Hole ID: W-016

Easting: 461335

Northing: 5049715 **Azimuth:** 20

Elevation m: 284 **Dip:** -60

Tripple Uranium Resources, Inc.

Drill Core Data Sheet

Final Depth (m): 326.9

Core Size: NQ

Date Started: June 20, 2007

Date Completed: June 27, 2007

Drilled By: Management

Logged by: James Miller

Depth :	Lithology					Minerals			Alteration				
	From	To	Rx_Code	Rock Type	Description	Sulph.	Fluort.	Molyb.	Qtz/Carb	Clay	B.R.	Black	Sph
60	42.5	73.5		BASALT	medium grained massive flow with minor flow breccia rounded, contact zone - vesicular and very fine grained black chill zones, fragments and minor epidote breccia								
70													
80	73.5	88.8		BASALT	very fine grained to fine grained, basalt flow, numberous epidote fractures, some with brecciation								
90													
100	88.8	104.8		BASALT	flow top, vesicular tops down, vesicles increasing in size and Silicified zone, associated brecciation at 91.5-92.9								
110	104.8	118.8		BRECCIA	flow breccia, dark green to brown green, rounded to angular abundant epidote, fluorite, pink silication, vesicular to massive fragments in very fine grained basalt matrix, chalcopyrite along with minor quartz stringers								

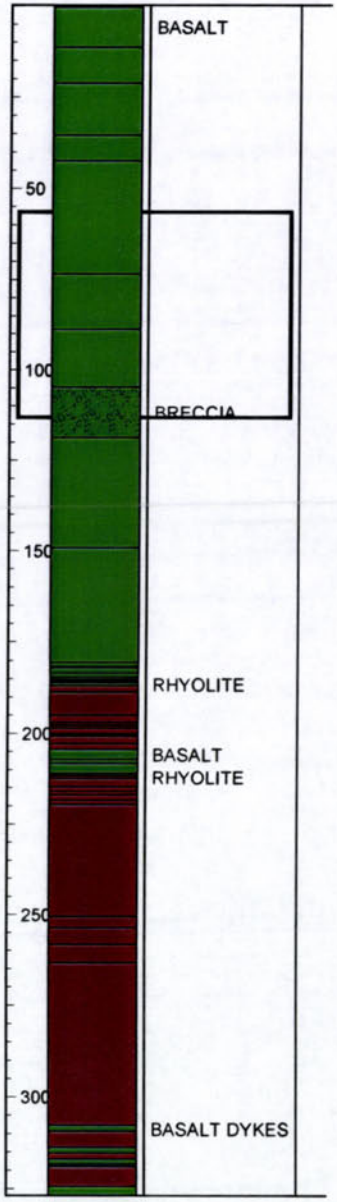

Hole ID: W-016

Easting: 461335

Northing: 5049715 **Azimuth:** 20

Elevation m: 284 **Dip:** -60

Tripple Uranium Resources, Inc.

Drill Core Data Sheet

Final Depth (m): 326.9

Core Size: NQ

Date Started: June 20, 2007

Date Completed: June 27, 2007

Drilled By: Management

Logged by: James Miller

Depth :	Lithology					Minerals			Alteration				
	From	To	Rx_Code	Rock Type	Description	Sulph.	Fluort.	Molyb.	Qtz/Carb	Clay	B.R.	Black	Sph
120	104.8	118.8		BRECCIA	flow breccia, dark green to brown green, rounded to angular abundant epidote, fluorite, pink silfication, vesicular to massive fragments in very fine grained basalt matrix, chalcopyrite along with minor quartz stringers								
130	118.8	149.3		BASALT	dark green to grey, abundant fracturing with epidote and quartz veins, basalt is fine grained with feldspar crystals (fine to course), some vesicular chert/epidote								
150													
160	149.3	180.6		BASALT	basalt								



Hole ID: W-016

Easting: 461335

Northing: 5049715 **Azimuth:** 20

Elevation m: 284 **Dip:** -60

Tripple Uranium Resources, Inc.

Drill Core Data Sheet

Final Depth (m): 326.9

Core Size: NQ

Date Started: June 20, 2007

Date Completed: June 27, 2007

Drilled By: Management

Logged by: James Miller

Depth	From	To	Rx_Code	Rock Type	Description	Minerals: Sulph.	Minerals: Fluort.	Minerals: Molyb.	Alteration: Qtz/Carb	Alteration: Clay	Alteration: B.R.	Alteration: Black	Alteration: Sph
	149.3	180.6											
	180.6	181.7		BASALT	basalt								
	181.7	182.1		BASALT									
	182.1	183.5		BASALT									
180	183.5	184.5		BASALT	Highly altered fracture zone with large quartz and epidote veins, white to light green color, fine to very fine grained								
	184.5	185.3		BASALT	152.58 m: contact 35 degrees								
	185.3	185.8		BASALT	flow top, fine grained basalt with some brecciated flow								
	185.8	186.2		BASALT	some sulfide alteration with pyrite/chalcopyrite present as well as chlorite and epidote veins								
	186.2	186.9		BASALT	185.5 m: contact 34 degrees								
	186.9	188.6		RHYOLITE									
190	188.7	195.1		RHYOLITE	Diorite, fine grained with larger feldspar chrystals intrusive dyke, cross-cutting the rhyolite, chill margins present dark green to grey color, feldspar grains (1-10 mm) some small scale epidote veins, but being very minimal								
	195.1	197.0		RHYOLITE	rhyolite: pink fine grained occasional epidote fracture fill								
	197.0	197.8		RHYOLITE	overall darker towards bottom, lower contact highly brecciated								
	197.8	198.6		RHYOLITE	and recemented with calcite, 170 cps between 195.1 and 197 m;								
	198.6	200.1		RHYOLITE	dark red to reddish brown, very fine grained occasional epidote veins as fracture fill, porphyritic with small 1-2 mm feldspar chrystals								
200	200.1	200.8		RHYOLITE	199.1 m: contact 45 degrees								
	200.8	202.8		RHYOLITE	dark red to reddish brown, very fine grained, no phenocrysts, highly fractured with epidote fracture fill, occasional light pink rhyolite fingers on cm scale epidote fracture fill more common towards bottom, lower contact: fault contact with slickenslide, slickenlines								
	202.8	204.4		RHYOLITE									
	204.4	207.2		BASALT	very fine grained mafic intrusive, rare epidote veining, darker down section lower contact with rhyolite								
	207.2	208.3		BASALT	204.5 m: contact 60 degrees								
	208.3	211.0		BASALT	200-250 cps between 204.4 and 207.2 m with spectrometer assay of								
210	211.0	211.7		BASALT	K: 0.5%, U: 12.3, Th: 5.5								
	211.7	212.5		RHYOLITE	180-200 cps between 208.3 and 211 m; 200 cps between 212.5 and 214.8 m;								
	212.5	214.8		RHYOLITE	dark red to reddish brown, trending to pink in mid-section abundant epidote pink rhyolite occasional highly fractured and relithified in silicious zone (13 cm), cm scale mafic intrusions aphanitic at 206.8 and 207.3, lower contact with fine grained mafic								
	214.8	216.0		RHYOLITE	dark grey, fine grained mafic with chlorite alteration on fracturesslickenlines on some fracture surfaces at 10 degrees								
220	216.0	217.0		RHYOLITE	light pink to dark reddish brown, porphyritic with 1-2 mm feldspar phenocrysts, flow banding prevelant throughout, light pink intervals about 2 m long near top of section, dark reddish brown								
	217.0	218.5		RHYOLITE	near center of section, highly fractured with abundant epidote								
	218.5	219.6		RHYOLITE	light pink rhyolite interval near bottom of section epidote present in upper pink section as massive alteration and in darker red to reddish brown sections as fracture fill contact with diorite at 57 degrees								
	219.6	250.6											



Hole ID: W-016

Easting: 461335

Northing: 5049715 **Azimuth:** 20

Elevation m: 284 **Dip:** -60

Tripple Uranium Resources, Inc.

Drill Core Data Sheet

Final Depth (m): 326.9

Core Size: NQ

Date Started: June 20, 2007

Date Completed: June 27, 2007

Drilled By: Management

Logged by: James Miller

Depth :	Lithology					Minerals			Alteration				
	From	To	Rx_Code	Rock Type	Description	Sulph.	Fluort.	Molyb.	Qtz/Carb	Clay	B.R.	Black	Sph
230													
240	219.6	250.6		RHYOLITE	light pink to dark reddish brown, porphyritic with 1-2 mm feldspar phenocrysts, flow banding prevelant throughout, light pink intervals about 2 m long near top of section, dark reddish brown near center of section, highly fractured with abundant epidote light pink rhyolite interval near bottom of section epidote present in upper pink section as massive alteration and in darker red to reddish brown sections as fracture fill contact with diorite at 57 degrees								
250	250.6	253.7		DIORITE	dark blackish grey porphyritic, fine grained with well formed phenocrysts 1-5 mm, 42 cm chill margin on upper contact 45 cm chill margin on lower contact, very few fractures, little epidote 23 degree fracture lower contact with rhyolite 258.5 m contact 60 degrees								
	253.7	258.5		RHYOLITE	RHYOLITE								
260	258.4	263.4		DIORITE	DIORITE								
270	263.4	307.8		RHYOLITE	highly fractured and brecciated, aphanitic, epidote filled fractures throughout along with quartz veins, reddish brown in color numerous diorite dykes throughout								
280													

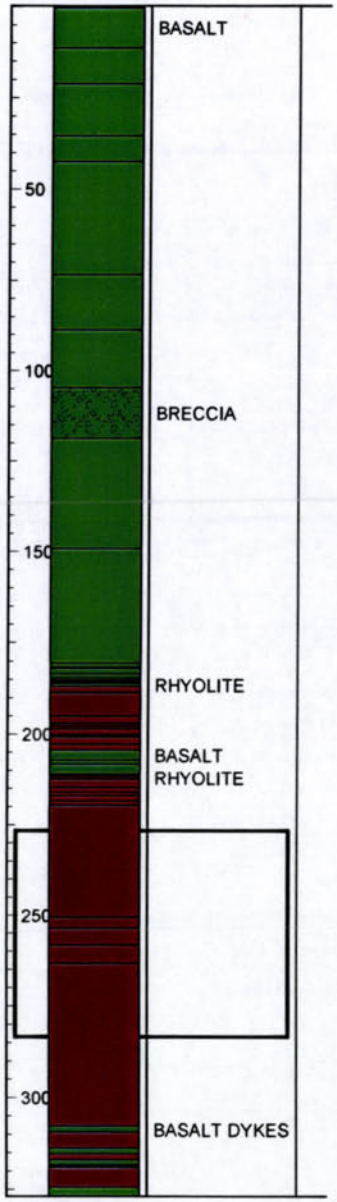

Hole ID: W-016

Easting: 461335

Northing: 5049715 **Azimuth:** 20

Elevation m: 284 **Dip:** -60

Tripple Uranium Resources, Inc.

Drill Core Data Sheet

Final Depth (m): 326.9 **Core Size:** NQ

Date Started: June 20, 2007

Date Completed: June 27, 2007

Drilled By: Management

Logged by: James Miller

Depth :	Lithology					Minerals			Alteration				
	From	To	Rx_Code	Rock Type	Description	Sulph.	Fluort.	Molyb.	Qtz/Carb	Clay	B.R.	Black	Sph
						3 6 9	3 6 9	3 6 9	3 6 9	3 6 9	3 6 9	3 6 9	3 6 9
290													
	263.4	307.8		RHYOLITE	highly fractured and brecciated, aphanitic, epidote filled fractures throughout along with quartz veins, reddish brown in color numerous diorite dykes throughout								
300													
	307.8	309.4		BASALT	ultamafic basalt dyke, with pyrite and chalcopyrite less than 1 mm								
310	309.4	313.8		RHYOLITE									
	313.8	315.3		BASALT	dark grey to black basalt, well fractured with calcite and epidote fill								
	315.3	317.0		RHYOLITE									
	317.0	318.3		BASALT	lower contact less clear due to high fracturing, 140 cps								
	318.3	319.0		BASALT	dark grey to black basalt dyke, upper 70 cm is highly fractured filled with epidote and quartz, greater quartz volume in lower two thirds								
320	319.0	324.5		RHYOLITE									
	324.5	326.9		BASALT	mafic basalt dyke, high sulfide content								
330													

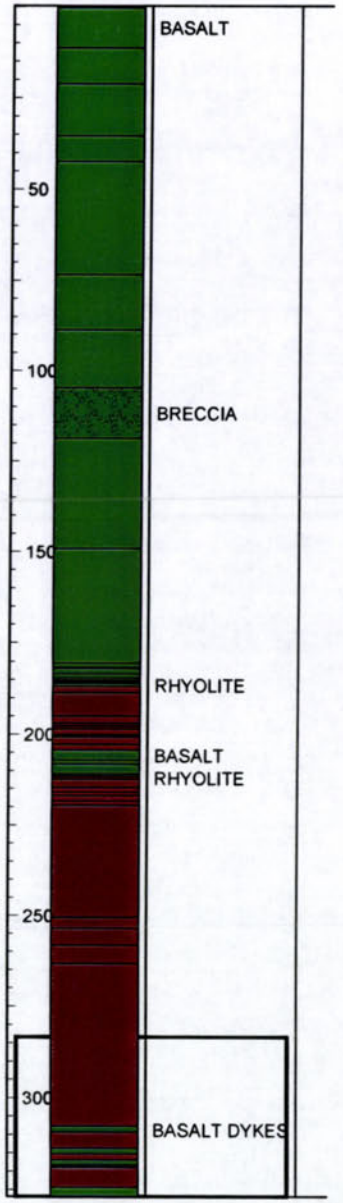

DIAMOND DRILL LOG.

HOLE ID	W-017

OWNER	Tripple Uranium	LOCATION	WGS-84 Zone 20	DIRECTION			START	27th June 2007
PROPERTY	Wentworth A	EASTING	461335	DEPTH	AZ.	DIP	FINISH	3rd July 2007
LOCATION	Colchester County, Nova Scotia	NORTHING	5049715	0	020	-45	DEPTH	259m
HOLE IDENTITY	DDH W-017	ELEVATION	284m				DRILLED BY	Springdale
		LICENCE	07219				LOGGED BY	Jose Texidor
DESCRIPTIVE LOCATION	Between Swan Brook and East Branch Swan Brook	NTS SHEET	011E11, 011E12	Core Size: NQ			LOG DATE	3rd July 2007
				Note: all samples split with hydraulic splitter				

From	To	Secondary units		DESCRIPTION	Samples and assay results; all element values in ppm unless otherwise specified											
		From	To		Code	Sample	From	To	Length	Cu	Pb	Zn	Ag	Co	U	Th
0.0	6.6			**CASING**												
6.6	11.5			**ANDESITE/DACITE**												
				grey/brown intrusive, medium to course grained, base contact												
				at 80 degrees												
11.5	15.5			**MAFIC**												
				black to dark grey/green, rondomly oriented hairline fractures with												
				epidote												
15.5	55.0			**RHYOLITE**												
				typically red, siliceous, contains 1 m mafic portions												
		15.5	18.5	dark red, 2-3% pink feldspar phenocrysts; 10% black, round												
				clasts, typically 5-10 cm, 10% cracks filled with yellow/green												
				clay alteration												
		18.5	19.5	andesitic lithic tuff, sub-rounded fragment												
		19.5	35.0	brick red, 10-20% feldpar, 5-10% black round spots												
				cracks typically contain 10-20% black spots and 50-90%												
				yellow/green altered clay												
		35.0	37.0	dacitic/siliceous rhyolite, very dark salmon red in color												
		37.0	39.0	basalt/andesite, 5-10% plagioclase phenocrysts												
		39.0	40.0	rhyodacite, 15% feldspar, 5-10% subrounded dark spots												
				typically 5 cm wide												
		40.0	46.0	mafic intermediate dyke												
		46.0	47.5	transitional zone, mafic dyke becomes rhyodacite porphyry												
				euhedral to subhedral, 1-3 cm feldspar phenocrysts												
		47.5	55.0	rhyodacitic intrusive, 20-30% euhedral, sometimes zoned												
				feldspar 1-3 cm, 5% rounded black spots, approximately 5 cm												
				5 cm wide contact at 60 degrees, base is sheared with 80%												
				epidote and green clay, 20% lithic fragments, angular 1-2 cm												
55.0	136.0			**BASALT/GABBRO**												
				light to dark grey, courser towards center												
				(up to 30% plagioclase)												
		57.0	58.0	10% subrounded black spots, 5-10 mm wide												
		59.5	61.0	common hairline fractures with epidote												
		72.0	72.2	quartz vein, 80% quartz, 20% very fine grained epidote												
		72.8	73.5	70-80% very fine grained epidote												

From	To	Secondary unit		DESCRIPTION	Samples and assay results; all element values in ppm unless otherwise specified											
		From	To		Code	Sample	From	To	Length	Cu	Pb	Zn	Ag	Co	U	Th
		73.5	74.0	quartz vein, brecciated angular fragments of mafic lithic (50%)												
				quartz (30%), epidote matrix throughout												
		74.0	77.0	5-10% epidote on fractures/cracks												
		80.0	80.5	10-20% epidote on fractures/cracks												
		80.5	81.0	breccia lithic tuff												
		81.0	84.5	5% fiamme												
		91.0	93.5	breccia, lithic tuff												
		93.5	94.5	breccia, lithic tuff, 10%very fine grained epidote, 15-20% red												
				mineral, 70% lithic fragments, 5% quartz veins												
		98.0	99.0	breccia lithic tuff												
		101.0	104.2	10-25% epidote in cracks and diseminated												
		109.5	113.0	breccia/lithic tuff, 5% epidote in cracks												
		119.0	124.0	5-10% epidote, breccia patches												
		128.0	134.0	50% epidote in patches, spots and cracks		276340	131.6	132.0	0.4	20	19	110	<0.5	14	1.9	8.9
				131.6-132: 20% green zeolite		276341	132.0	132.5	0.5	10	36	220	<0.5	35	2.1	8.4
				132-132.5: 30% vesicles filled by zeolites, sub-rounded		276342	132.5	133.1	0.6	30	62	250	<0.5	38	1.6	2.7
				average 1 cm		276343	133.1	133.4	0.3	150	182	300	<0.5	50	2.3	4.8
				132.5-133.1: 40% vesicles filled by zeolites,												
				1-2% fine grained disseminated pyrite												
				133.1-133.4: 10% vesicles, 3-4% medium grained												
				disseminated pyrite, euhedral to subhedral		276344	133.4	134.0	0.6	20	27	180	<0.5	20	2.5	9.2
				133.4-134: mafic breccia, angle fragments 10-30 cm		276345	134.0	135.0	1.0	5	25	220	<0.5	12	2.4	9.7
		134.0	136.2	chill margin		276346	135.0	135.7	0.7	30	44	250	<0.5	14	2.5	10.0
136.0	176.4			**RHYOLITE**		276347	135.7	136.2	0.5	80	136	160	<0.5	12	12.9	42.6
				brick red, several units, base contact ~90 degrees		276348	136.2	136.9	0.7	50	72	40	<0.5	3	10.4	32.5
		136.2	136.3	breccia lithic tuff												
		136.3	136.5	80-90% very fine grained red, very siliceous												
		136.5	138.0	dark red/grey, 10-15% black subrounded patches, siliceous		276349	136.9	138.3	1.4	180	246	160	<0.5	4	7.9	27.6
		138.0	142.0	beige and pink, black mineral on 10% along cracks, in 5-10 cm		276350	138.3	139.6	1.3	30	113	40	<0.5	3	7.2	24.6
				random patches in places		276351	139.6	140.7	1.1	10	35	15	<0.5	2	7.2	25.0
				139.6-140.7: 210 cps		276352	140.7	142.0	1.3	30	16	30	<0.5	2	7.3	25.0
				140.7-142: 220 cps and spectrometer assay result												
				K: 1.9%, U: 7.8, Th: 9.7												
		142.0	145.0	grey dacitic		276353	142.0	142.5	0.5	20	21	15	<0.5	<1	7.4	24.5
				142-142.5: 220 cps, 1-2% white spherulites		276354	142.5	143.0	0.5	10	19	60	<0.5	4	13.8	42.4
				142.5-143: dark grey, black, green, vitreous, glassy		276355	143.0	144.5	1.5	1000	499	530	<0.5	6	9.3	28.9
				5% spherulites												
		145.0	145.5	pink, 40% lithic fragments, angular, 5-10 cm wide												
				144.5-145.5: 200 cps, 60% felsic angular fragments (1-3 cm)		276356	144.5	145.5	1.0	30	43	90	0.6	2	8	7.2
				40% pink matrix												
		145.5	146.5	30% green , 30-40% lithic fragments, angular, 1-3 cm												
				145.5-146.5: 240 cps, 80% subangular/subrounded fragments		276357	145.5	146.5	1.0	30	16	30	<0.5	1	10.5	27.5
				20% green matrix												

From	To	Secondary unit		DESCRIPTION	Samples and assay results; all element values in ppm unless otherwise specified											
		From	To		Code	Sample	From	To	Length	Cu	Pb	Zn	Ag	Co	U	Th
		146.5	155.0	intense red, siliceous, 1-5% fluorite, 5-10% reduction spots												
				(1-5 cm, rounded)												
				146.5-147.5: 250 cps, 60% subrounded grey/pink fragments		276358	146.5	147.5	1.0	20	9	15	<0.5	<1	9.6	23.4
				(1-5cm), assay on spectrometer results:												
				K: 2.5%, U: 6.1, Th: 16.5												
				147.5-148.4: 250 cps, flattened green/ grey fragments(40%)		276359	147.5	148.4	0.9	60	49	15	<0.5	<1	16.8	23.3
				pink matrix (60%), 5-10% fluorite												
				148.4-149.5: pink flow banded rhyolite, 5-10% flattened		276360	148.4	149.5	1.1	30	33	15	1.1	<1	21.5	20.8
				pumice, 5-10% spherulites, 1-3% fluorite												
				149.5-151: brecciated flow banded rhyolite, 1-2% matrix		276361	149.5	151.0	1.5	50	16	15	1.6	1	16.7	20.8
				5-10% very fine grained black vein stringers												
				5% fluorite, 160-250 cps												
				151-152.4: 270 cps, assay on spectometer results:		276362	151.0	152.4	1.4	20	56	15	2.8	<1	32.4	17.3
				K: 1.1%, U: 9.9, Th: 8.8; red, 5% solution												
				70% round 1-5 cm vesicles, 5% fluorite												
				152.4-153.5: 10-15% solution cavities		276363	152.4	153.5	1.1	5	14	15	<0.5	<1	33.8	19.4
				153.5-154.5: 260 cps		276364	153.5	154.5	1.0	50	110	15	<0.5	<1	55.7	24.4
		155.0	161.0	30-45% black zones, 5-15 cm wide, 10-30% grey/green patches		276365	154.5	155.5	1.0	30	37	15	<0.5	<1	24.2	20.3
				round, 5-20 cm, (reductions spots?)												
				154.5-155.5: 5% calcite matrix, hairline cracks, dark red												
				vitreous, 20% grey patches												
				155.5-157: vitreous, 80% black, 20% red, 290 cps		276366	155.5	157.0	1.5	50	341	180	<0.5	1	17.2	19.2
				157-158.2: 70% dull red, 10% black, 20% grey alteration		276367	157.0	158.2	1.2	40	11	15	<0.5	<1	31.8	22.1
				158.2-159: K: .5%, U: 14, Th: 4.5		276368	158.2	159.0	0.8	70	9	15	<0.5	<1	35.7	22.5
				159-160.5: blocky core, 80% grey, 20% red		276369	159.0	160.5	1.5	20	141	15	<0.5	2	6.3	17.5
		161.0	171.5	dull red, 10-30% grey/green round patches		276370	160.5	162.0	1.5	20	20	15	<0.5	1	35.9	28.3
				162-163: pink rhyolite flow, 10% dark flattened fragments		276371	162.0	163.0	1.0	20	97	40	<0.5	2	87.8	28.2
				163-164: 10-20% green/yellow altered clay stringers/patches		276372	163.0	164.0	1.0	5	33	15	<0.5	<1	41.7	28.2
				164-165.3: orange bounded rhyolite, 10% green/yellow		276373	164.0	165.3	1.3	5	26	15	<0.5	1	38.7	29.3
				altered clay on cracks, 5% very fine grained												
				black mineral on rocks												
				165.3-166.5: 5% spherulites		276374	165.3	166.5	1.2	5	17	15	<0.5	2	29.9	28.1
				166.5-167.5: assay on spectrometer results:		276375	166.5	167.5	1.0	5	32	50	<0.5	3	29.1	28.3
				K: .5%, U: 15.2, Th: 5.8												
				167.5-169.5: brick red, glassy, vitreous, 5% black wisps		276376	167.5	169.5	2.0	5	10	40	<0.5	3	42.4	29.4
				169.5-170.2: brick red breccia, 20% pink matrix, 60% red/		276377	169.5	170.2	0.7	20	37	110	<0.5	7	25.1	19.7
				grey angular fragments, 1-3 cm		276378	170.2	171.0	0.8	20	8	60	<0.5	4	47.0	34.3
				170.2-171: solution cavities, very broken core												
				orange rhyolitic fragments												
				171-172: 270 cps, spectometer assay results:		276379	171.0	172.0	1.0	20	57	180	<0.5	27	13.1	12.1
				K: .5%, U: 11, Th: 7.3; broken core, orange												
				rhyolitic fragments, 5% very fine grained black spot												
		171.5	174.2	mafic dyke, no contact was observed												

From	To	Secondary unit		DESCRIPTION	Samples and assay results; all element values in ppm unless otherwise specified											
		From	To		Code	Sample	From	To	Length	Cu	Pb	Zn	Ag	Co	U	Th
		174.2	176.4	brick red, 10% epidote on 1-3 cm patches and along cracks,												
				10-20% round, black mineral spots (1-3 mm)		276380	174.2	175.0	0.8	5	25	80	<0.5	9	21.4	21.4
				174.2-175: 50% dull red, 50% grey bands, grading into each												
				vitreous red, glassy, 5% spherulites												
				175-176.2: 160-200 cps		276381	175.0	176.2	1.2	170	117	350	<0.5	40	9.9	5.9
176.4	197.2			**BASALT/ANDESITE**												
				black to dark grey, aphanitic to 5-10%, fine medium grained												
				plagioclase and feldspar												
		182.0	190.5	intermediate composition, 5-20% feldspar and plagioclase												
		190.5	197.2	aphanitic												
				193-194.5: breccia/lithic tuff												
197.2	202.5			**RHYOLITIC**												
				brick red, very brecciated, typically angular fragments (1-2 cm)												
				10-20% black spots, 1-10mm, subangular to subrounded												
				197.3-198.5: very broken, red, massive, glassy, vitreous,		276382	197.3	198.5	1.2	30	17	15	<0.5	2	80.7	28.1
				5% alteration on cracks, spectrometer assay		276383	198.5	200.1	1.6	20	63	60	<0.5	3	51.3	28.2
				results: K: .4%, U: 13, Th: 6.5. 220 cps		276384	200.1	201.2	1.1	20	71	70	<0.5	1	46.1	25.0
				201.2-202.5: 270 cps, 90% red angular fragments, 5-10%		276385	201.2	202.5	1.3	30	364	160	8.6	6	52.2	26.1
				calcite matrix, 5% grey fragments with epidote												
202.5	207.9			**BASALT/GABBRO**												
				fault as top contact: fault breccia, hydrothermally altered, black												
				clay for 5 cm												
				sharp base contact: 45 degrees												
				dark grey, 5% epidote on cracks												
207.9	259.0			**RHYOLITIC/FELSIC**		276386	207.9	209.3	1.4	30	45	150	<0.5	3	25.9	22.8
				rhyolitic/felsic flows intermittent with mafic flows		276387	209.3	211.0	1.7	20	64	290	<0.5	2	13.2	20.8
		207.9	216.0	dull red with 20% darker patches, gradual margins, 1-2%		276388	211.0	212.0	1.0	10	73	160	<0.5	1	22.3	21.1
				epidote along cracks, 5% feldspar phenocrysts		276389	212.0	213.0	1.0	20	18	90	<0.5	1	44.1	20.0
				212.3-212.5: swirly grey patch (reduction spot?) 220 cps		276390	213.0	214.0	1.0	20	638	120	36.7	1	34.0	20.8
				212-213: very broken core, 50/50 brick red/grey, 5%		276391	214.0	214.9	0.9	30	39	120	<0.5	1	38.4	20.3
				solution cavities		276392	214.9	216.0	1.1	40	64	150	3.7	<1	26.5	19.3
				214-214.9: 50/50 brick red/grey, glassy/vitreous, assay on												
				spectrometer results: K: .2%, U: 18.6, Th: 4.2												
				5% spherulites												
		216.0	226.0	grey to very dark red, 10-20% feldspar phenocrysts, 5-15%		276393	216.0	217.0	1.0	30	82	200	<0.5	1	13.2	14.9
				black spots (1-5mm) 230 cps		276394	217.0	218.3	1.3	20	107	210	<0.5	<1	6.3	15.7
				225.7-226.3: 180 cps, brecciated texture, brown/beige		276395	218.3	218.9	0.6	20	115	260	<0.5	<1	2.5	16.8
				10-15% epidote and altered clay on cracks		276396	218.9	219.9	1.0	30	114	210	<0.5	<1	28.8	22.0
				5-10% black matrix		276397	219.9	220.5	0.6	10	47	230	<0.5	<1	3.2	16.6
				226.3-228: 190 cps, very broken core, 60% brick red,		276398	220.5	221.0	0.5	20	22	120	<0.5	<1	27.9	22.3
				30% grey, 5% black, 5% solution cavities		276399	221.0	222.0	1.0	20	35	250	<0.5	1	7.1	22.5
		226.0	227.0	breccia lithic tuff, 5-10% epidote on cracks and disseminated		276400	222.0	223.0	1.0	20	37	280	<0.5	1	3.5	23.0

From	To	Secondary unit		DESCRIPTION	Samples and assay results; all element values in ppm unless otherwise specified											
		From	To		Code	Sample	From	To	Length	Cu	Pb	Zn	Ag	Co	U	Th
		227.0	229.5	breccia lithic tuff, 5-15% black mineral		276401	223.0	224.0	1.0	10	44	380	<0.5	2	2.6	13.9
		229.5	230.5	mafic dyke, 120 cps		276402	224.0	225.7	1.7	20	44	280	<0.5	1	5.3	11.4
		230.5	231.8	felsic breccia lithic tuff, 80-90% angular rhyolitic fragments		276403	225.7	226.3	0.6	10	143	260	<0.5	2	4.2	12.6
				5-20 mm, 10-20% epidote on cracks, 5% black mineral on cracks		276404	226.3	228.0	1.7	20	34	70	<0.5	4	15.0	21.3
				110 cps		276405	228.0	231.0	3.0	30	36	100	<0.5	4	6.5	17.3
		231.8	232.2	mafic dyke, dark grey, very fine grained		276406	231.0	231.8	0.8	40	23	100	<0.5	3	8.2	19.2
		232.2	234.0	rhyolitic breccia, 90% subangular fragments, 1-10 cm wide												
				5% black mineral in cracks, 5% epidote/altered clay												
		234.0	236.5	rhyolitic flow, 5% feldspar, 5% black very fine grained		276423	236.6	237.5	0.9	20	68	410	0.6	2	4.6	16.3
				mineral in cracks		276407	237.5	238.0	0.5	20	55	900	<0.5	2	4.2	15.1
		236.5	243.0	rhyolitic breccia, 5% black mineral in cracks		276408	238.0	239.0	1.0	20	56	390	<0.5	1	4.4	17.4
				236.6-237.5: brown/beige, banded texture, vitreous/glassy		276409	239.0	242.1	3.1	20	60	240	0.5	1	5.1	17.2
				5% spherulites, 2-3% hematite on cracks		276410	242.1	242.7	0.6	10	52	360	0.8	1	3.7	17.8
						276411	242.7	243.1	0.4	10	190	730	<0.5	2	3.7	16.0
						276412	243.1	244.5	1.4	5	45	430	<0.5	2	3.4	14.4
						276413	244.5	245.2	0.7	5	32	370	<0.5	1	3.8	17.5
		243.0	259.0	brown rhyolitic breccia, 80% brown subangular fragments		276414	245.2	246.2	1.0	10	125	360	<0.5	1	3.7	15.9
				15% pink rhyolite flow fragments, 1-5% pyrite on cracks		276415	246.2	247.0	0.8	10	63	300	<0.5	1	3.5	14.3
				1-5% black mineral on cracks, trace carbonates		276416	247.0	247.7	0.7	40	62	200	0.7	1	5.4	20.0
				245.2-246.2: assay on spectrometer results: K: 2.7%, U: 1.4		276417	247.7	249.0	1.3	10	60	270	0.6	1	3.6	11.8
				Th: 13.7		276418	249.0	249.8	0.8	30	75	460	0.7	2	3.8	16.5
				246.2-247: vitreous brown/beige, 5% calcite on cracks		276419	249.8	250.5	0.7	20	46	140	<0.5		6.5	19.8
				10-15% hematite and black mineral on stringers		276420	250.5	250.6	0.1	20	28	260	0.8	2	4.6	17.8
				251.8-253: 20% brick red, 75% massive brown/beige		276421	250.6	251.8	1.2	10	22	180	0.6	1	3.3	13.4
				trace fine grained disseminate pyrite, 5% chert,		276422	251.8	253.0	1.2	20	35	460	1	2	5.6	17.7
				1-2% spherulites, 1-2% hematite and black mineral												
				EOH: 259m												

Hole ID: w-17

Easting: 461335

Northing: 5049715

Azimuth: 20

Elevation m: 284

Dip: -45

Tripple Uranium Resources, Inc.

Drill Core Data Sheet

Final Depth (m): 259

Core Size: NQ

Date Started: June 27, 2007

Date Completed: July 3, 2007

Drilled By: Springdale Forest

Logged by: JTC

Depth	Lithology					Minerals			Alteration				
	From	To	Rx_Code	Rock Type	Description	Sulph.	Fluort.	Molyb.	Qtz/Carb	Clay	B.R.	Black	Sph
0	0.0												
1													
2													
3				Overburden									
4													
5													
6		6.6											
7	6.6												
8													
9				ANDESITE	Andesite/Dacite grey/brown intrusive, medium to course grained, base contact at 80 degrees								
10													
11		11.5											
12	11.5												
13				MAFIC	black to dark grey/green, randomly oriented hairline fractures with epidote								
14		15.5											

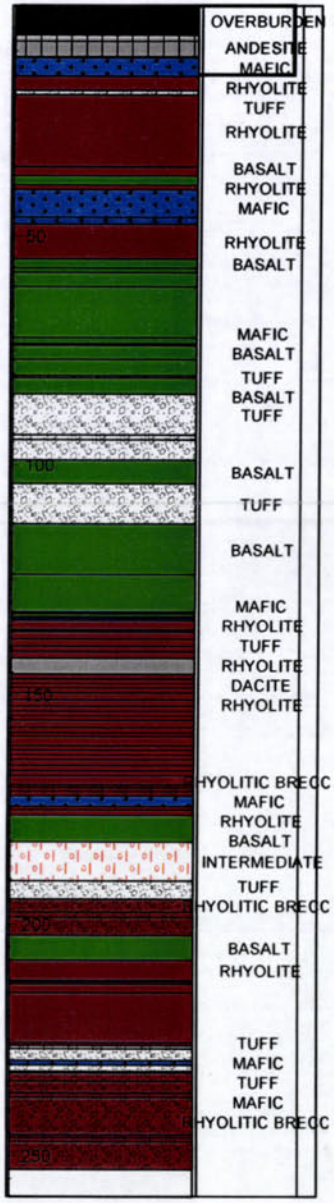

Hole ID: w-17

Easting: 461335

Northing: 5049715 **Azimuth:** 20

Elevation m: 284 **Dip:** -45

Tripple Uranium Resources, Inc.

Drill Core Data Sheet

Final Depth (m): 259

Core Size: NQ

Date Started: June 27, 2007

Date Completed: July 3, 2007

Drilled By: Springdale Forest

Logged by: JTC

Depth	Lithology					Minerals			Alteration				
	From	To	Rx_Code	Rock Type	Description	Sulph.	Fluort.	Molyb.	Qtz/Carb	Clay	B.R.	Black	Sph
15	11.5	15.5		MAFIC	black to dark grey/green, randomly oriented hairline fractures with epidote								
16	15.5												
17				RHYOLITE	typically red, siliceous, contains 1 m mafic portions, dark red, 2-3% pink feldspar phenocrysts; 10% black, round clasts, typically 5-10 cm, 10% cracks filled with yellow/green clay alteration								
18		18.5											
19	18.5	19.5		TUFF	andesitic lithic tuff, sub-rounded fragment								
20	19.5												
21													
22													
23													
24				RHYOLITE	brick red, 10-20% feldpar, 5-10% black round spots cracks typically contain 10-20% black spots and 50-90% yellow/green altered clay								
25													
26													
27													
28													
29		35.0											



Hole ID: w-17

Easting: 461335

Northing: 5049715 **Azimuth:** 20

Elevation m: 284 **Dip:** -45

Tripple Uranium Resources, Inc.

Drill Core Data Sheet

Final Depth (m): 259

Core Size: NQ

Date Started: June 27, 2007

Date Completed: July 3, 2007

Drilled By: Springdale Forest

Logged by: JTC

Depth	Lithology					Minerals			Alteration				
	From	To	Rx_Code	Rock Type	Description	Sulph.	Fluort.	Molyb.	Qtz/Carb	Clay	B.R.	Black	Sph
30	19.5												
31													
32				RHYOLITE	brick red, 10-20% feldpar, 5-10% black round spots cracks typically contain 10-20% black spots and 50-90% yellow/green altered clay								
33													
34													
35		35.0											
	35.0												
36				RHYOLITE	dacitic/siliceous rhyolite, very dark salmon red in color								
		37.0											
37	37.0												
38				BASALT	basalt/andesite, 5-10% plagioclase phenocrysts								
		39.0											
39	39.0			RHYOLITE	rhyodacite, 15% feldspar, 5-10% subrounded dark spots typically 5 cm wide								
		40.0											
40	40.0												
41													
42				MAFIC	mafic intermediate dyke								
43													
		46.0											

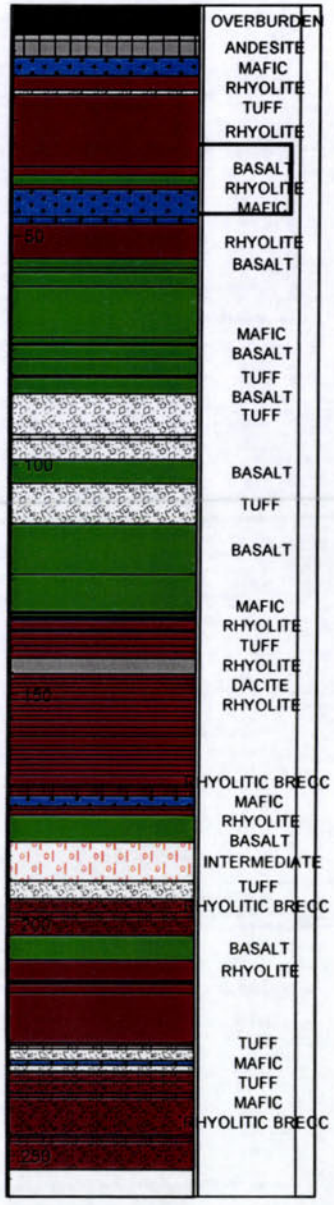

Hole ID: w-17

Easting: 461335

Northing: 5049715 **Azimuth:** 20

Elevation m: 284 **Dip:** -45

Tripple Uranium Resources, Inc.

Drill Core Data Sheet

Final Depth (m): 259

Core Size: NQ

Date Started: June 27, 2007

Date Completed: July 3, 2007

Drilled By: Springdale Forest

Logged by: JTC

Depth	Lithology					Minerals			Alteration				
	From	To	Rx_Code	Rock Type	Description	Sulph.	Fluort.	Molyb.	Qtz/Carb	Clay	B.R.	Black	Sph
45	40.0			MAFIC	mafic intermediate dyke								
46	46.0	46.0		MAFIC	transitional zone, mafic dyke becomes rhyodacite porphyry euhedral to subhedral, 1-3 cm feldspar phenocrysts								
47	47.5	47.5		RHYOLITE	rhyodacitic intrusive, 20-30% euhedral, sometimes zoned feldspar 1-3 cm, 5% rounded black spots, approximately 5 cm. 5 cm wide contact at 60 degrees, base is sheared with 80% epidote and green clay, 20% lithic fragments, angular 1-2 cm								
48													
49													
50													
51													
52													
53													
54													
55	55.0	55.0		BASALT	Basalt/Gabbro light to dark grey, courser towards center (up to 30% plagioclase)								
56													
57	57.0	57.0		BASALT	Basalt/Gabbro 10% subrounded black spots, 5-10 mm wide								
58	58.0	58.0		BASALT	Basalt/Gabbro common hairline fractures with epidote								
		61.0											

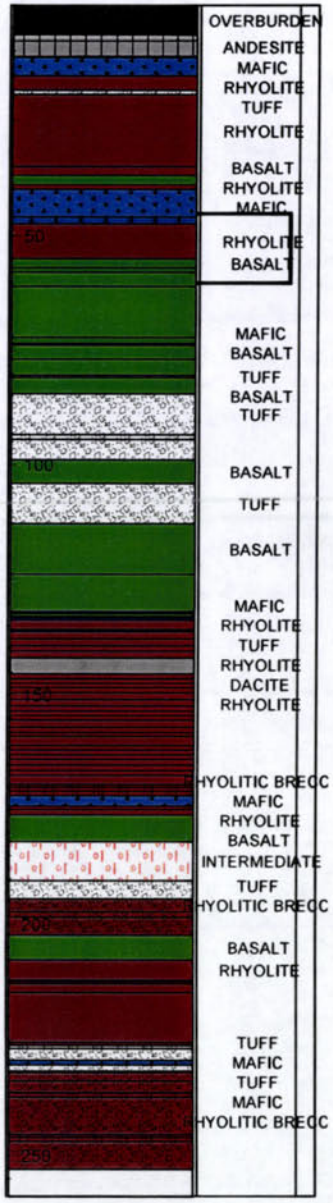

Hole ID: w-17

Easting: 461335

Northing: 5049715 **Azimuth:** 20

Elevation m: 284 **Dip:** -45

Tripple Uranium Resources, Inc.

Drill Core Data Sheet

Final Depth (m): 259

Core Size: NQ

Date Started: June 27, 2007

Date Completed: July 3, 2007

Drilled By: Springdale Forest

Logged by: JTC

Depth	Lithology					Minerals			Alteration				
	From	To	Rx_Code	Rock Type	Description	Sulph.	Fluort.	Molyb.	Qtz/Carb.	Clay	B.R.	Black	Sph
60	58.0			BASALT	Basalt/Gabbro common hairline fractures with epidote								
61	61.0	61.0											
66				BASALT	Basalt/Gabbro quartz vein, 80% quartz, 20% very fine grained epidote								
72	72.2	72.2			Basalt/Gabbro 70-80% very fine grained epidote								
73	73.5	73.5		BASALT	quartz vein, brecciated angular fragments of mafic lithic (50%) quartz (30%), epidote matrix throughout								
	73.5	74.0		MAFIC									

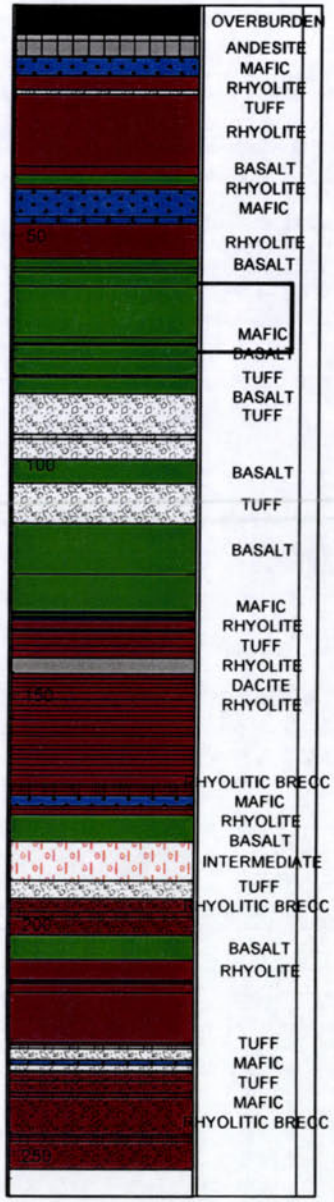

Hole ID: w-17

Easting: 461335

Northing: 5049715 **Azimuth:** 20

Elevation m: 284 **Dip:** -45

Tripple Uranium Resources, Inc.

Drill Core Data Sheet

Final Depth (m): 259

Core Size: NQ

Date Started: June 27, 2007

Date Completed: July 3, 2007

Drilled By: Springdale Forest

Logged by: JTC

Depth	From	To	Rx_Code	Rock Type	Description
74	73.5	74.0		MAFIC	quartz vein, brecciated angular fragments of mafic lithic (50%) quartz (30%), epidote matrix throughout
	74.0				
75				BASALT	Basalt/Gabbro 5-10% epidote on fractures/cracks
76					
77		77.0			
	77.0				
78					
79				BASALT	Basalt/Gabbro 10-20% epidote on fractures/cracks
80					
		80.5			
	80.5	81.0		BRECCIA/LITHIC TUFF	breccial lithic tuff
81	81.0				
82					
83				BASALT	Basalt/Gabbro 5% fiamme
84					
		84.5			
	84.5				
85					
86				BRECCIA/LITHIC TUFF	breccia, lithic tuff
87					
88		93.5			

Minerals: Sulph. | Fluort. | Molyb.

Alteration: Otz/Carb | Clay | B.R. | Black | Sph

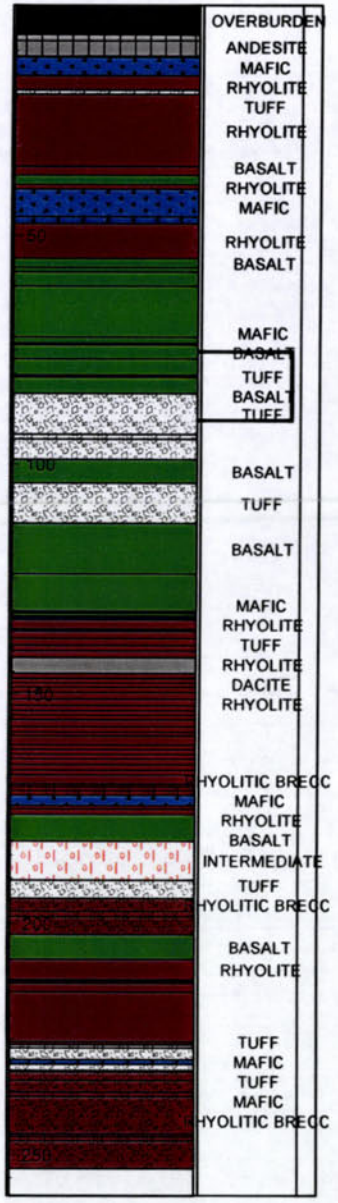

Hole ID: w-17

Easting: 461335

Northing: 5049715 **Azimuth:** 20

Elevation m: 284 **Dip:** -45

Tripple Uranium Resources, Inc.

Drill Core Data Sheet

Final Depth (m): 259

Core Size: NQ

Date Started: June 27, 2007

Date Completed: July 3, 2007

Drilled By: Springdale Forest

Logged by: JTC

Depth	Lithology					Minerals			Alteration				
	From	To	Rx_Code	Rock Type	Description	Sulph.	Fluort.	Molyb.	Qtz/Carb	Clay	B.R.	Black	Sph
89	84.5												
90													
91				BRECCIA/LITHIC TUFF	breccia, lithic tuff								
92													
93		93.5											
94	93.5			BRECCIA/LITHIC TUFF	breccia, lithic tuff, 10%very fine grained epidote, 15-20% red mineral, 70% lithic fragments, 5% quartz veins								
95	94.5	94.5											
96													
97				BRECCIA/LITHIC TUFF	breccial lithic tuff								
98													
99	99.0	99.0											
100													
101				BASALT	Basalt/Gabbro 10-25% epidote in cracks and diseminated								
102													
		104.2											

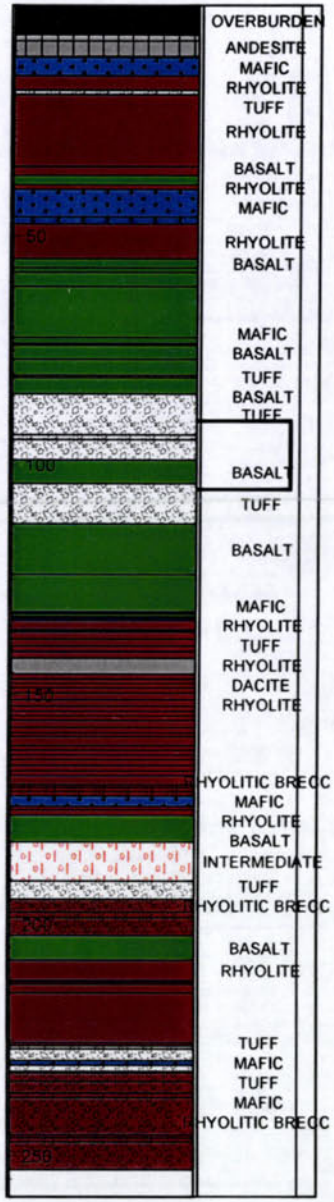

Hole ID: w-17

Easting: 461335

Northing: 5049715 **Azimuth:** 20

Elevation m: 284 **Dip:** -45

Tripple Uranium Resources, Inc.

Drill Core Data Sheet

Final Depth (m): 259

Core Size: NQ

Date Started: June 27, 2007

Date Completed: July 3, 2007

Drilled By: Springdale Forest

Logged by: JTC

Depth	Lithology				Minerals			Alteration				
	From	To	Rx_Code	Rock Type	Description	Sulph.	Fluort.	Molyb.	Qtz/Carb	Clay	B.R.	Black	Sph
	99.0					3 6 9	3 6 9	3 6 9	3 6 9	3 6 9	3 6 9	3 6 9	3 6 9
104		104.2		BASALT	Basalt/Gabbro 10-25% epidote in cracks and diseminated								
	104.2												
105													
106													
107													
108													
				BRECCIA/LITHIC TUFF	breccia/lithic tuff, 5% epidote in cracks								
109													
110													
111													
112													
		113.0											
113	113.0												
114													
115													
				BASALT	BASALT/GABBRO 5-10% epidote, breccia patches								
116													
117													
		124.0											

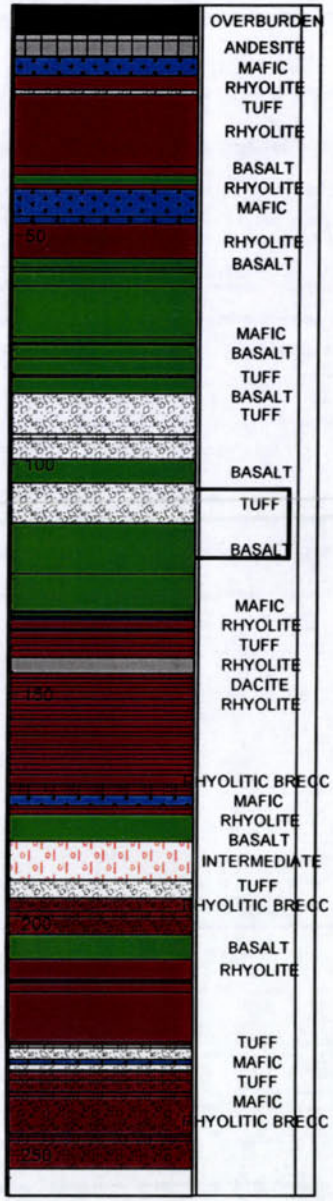

Hole ID: w-17

Easting: 461335

Northing: 5049715 **Azimuth:** 20

Elevation m: 284 **Dip:** -45

Tripple Uranium Resources, Inc.

Drill Core Data Sheet

Final Depth (m): 259

Core Size: NQ

Date Started: June 27, 2007

Date Completed: July 3, 2007

Drilled By: Springdale Forest

Logged by: JTC

Depth	Lithology					Minerals			Alteration				
	From	To	Rx_Code	Rock Type	Description	Sulph.	Fluort.	Molyb.	Qtz/Carb	Clay	B.R.	Black	Sph
118	113.0												
119													
120													
121				BASALT	BASALT/GABBRO 5-10% epidote, breccia patches								
122													
123													
124	124.0	124.0											
125													
126													
127													
128				BASALT	BASALT/GABBRO 50% epidote in patches, spots and cracks								
129													
130													
131													
132	132.0	132.0											
		132.5		BASALT	BASALT/GABBRO 30% vesicles filled by zeolites, sub-rounded average 1 cm								

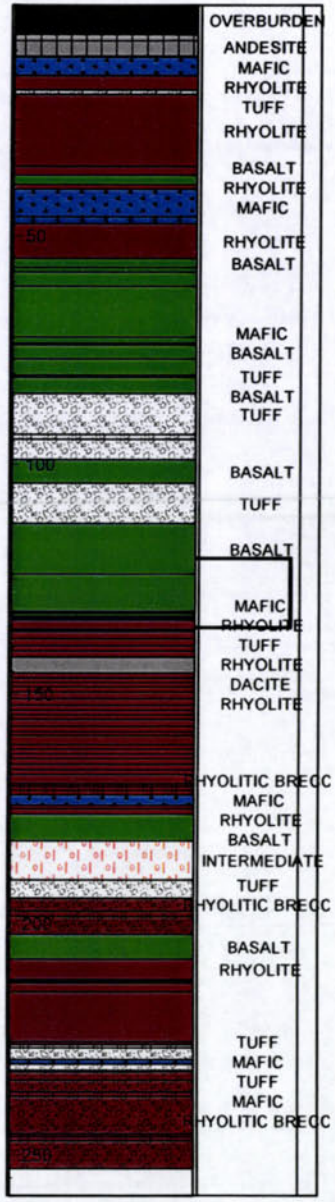

Hole ID: w-17

Easting: 461335

Northing: 5049715

Azimuth: 20

Elevation m: 284

Dip: -45

Tripple Uranium Resources, Inc.

Drill Core Data Sheet

Final Depth (m): 259

Core Size: NQ

Date Started: June 27, 2007

Date Completed: July 3, 2007

Drilled By: Springdale Forest

Logged by: JTC

Depth	From	To	Rx_Code	Rock Type	Description
	132.0	132.5		BASALT	BASALT/GABBRO 30% vesicles filled by zeolites, sub-rounded average 1 cm
133	132.5	133.1		BASALT	BASALT/GABBRO 40% vesicles filled by zeolites, 1-2% fine grained disseminated pyrite
	133.1	133.4		MAFIC BRECCIA	BASALT/GABBRO 10% vesicles, 3-4% medium grained disseminated pyrite, euhedral to subhedral
134	133.4	134.0			mafic breccia, angle fragments 10-30 cm
	134.0			RHYOLITE	chill margin
135		136.0		RHYOLITE	brick red, several units, base contact ~90 degrees
	136.0	136.2		BRECCIA/LITHIC	breccial lithic tuff
136	136.2	136.3		TUFF	80-90% very fine grained red, very siliceous
	136.3	136.5		RHYOLITE	dark red/grey, 10-15% black subrounded patches, siliceous
137	136.5			RHYOLITE	beige and pink, black mineral on 10% along cracks, in 5-10 cm
		138.0			210 cps
138	138.0			RHYOLITE	220 cps and spectrometer assay result K: 1.9%, U: 7.8, Th: 9.7
		139.6			grey dacitic, 220 cps, 1-2% white spherolites, dark grey, black, green, vitreous, glassy, 5% spherolites
139	139.6			RHYOLITE	30% green , 30-40% lithic fragments, angular, 1-3 cm, pink,
		140.7			240 cps, 80% subangular/subrounded fragments 20% green matrix
140	140.7			RHYOLITE	intense red, siliceous, 1-5% fluorite, 5-10% reduction spots (1-5 cm, rounded)250 cps, 60% subrounded grey/pink fragments (1-5cm), assay on spectrometer results:K: 2.5%, U: 6.1, Th: 16.5
		142.0			
141	142.0			DACITE	
		145.5			
142	145.5	146.5		RHYOLITE	
	146.5	146.6		RHYOLITE	
143	146.6	147.5		RHYOLITE	

Depth	Minerals									Alteration												
	Sulph.			Fluort.			Molyb.			Qtz/Carb			Clay			B.R.			Black			Sph		
	3	6	9	3	6	9	3	6	9	3	6	9	3	6	9	3	6	9	3	6	9	3	6	9
133																								
134																								
135																								
136																								
137																								
138																								
139																								
140																								
141																								
142																								
143																								
144																								
145																								
146																								
147																								

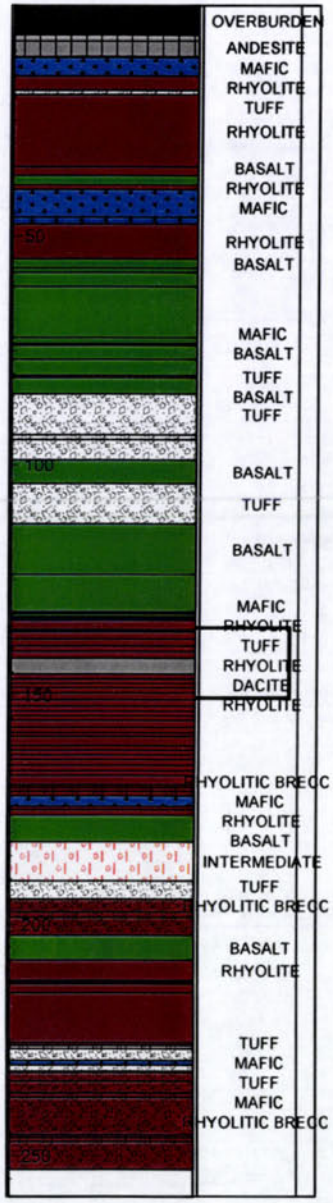

Hole ID: w-17

Easting: 461335

Northing: 5049715 **Azimuth:** 20

Elevation m: 284 **Dip:** -45

Tripple Uranium Resources, Inc.

Drill Core Data Sheet

Final Depth (m): 259

Core Size: NQ

Date Started: June 27, 2007

Date Completed: July 3, 2007

Drilled By: Springdale Forest

Logged by: JTC

Depth	From	To	Rx_Code	Rock Type	Description	Minerals: Sulph.	Minerals: Fluort.	Minerals: Molyb.	Alteration: Qtz/Carb	Alteration: Clay	Alteration: B.R.	Alteration: Black	Alteration: Sph
	146.6	147.5		RHYOLITE	intense red, siliceous, 1-5% fluorite, 5-10% reduction spots (1-5 cm, rounded)250 cps,								
148	147.5	148.4		RHYOLITE	60% subrounded grey/pink fragments (1-5cm), assay on spectrometer results:K: 2.5%, U: 6.1, Th: 16.5								
149	148.4	149.5		RHYOLITE	250 cps, flattened green/ grey fragments(40%) pink matrix (60%), 5-10% fluorite								
150	149.5			RHYOLITE	pink flow banded rhyolite, 5-10% flattened pumice, 5-10% spherolites, 1-3% fluorite brecciated flow banded rhyolite, 1-2%								
151	151.0				matrix, 5-10% very fine grained black vein stringers, 5% fluorite, 160-250 cps								
152	151.0	152.4		RHYOLITE	270 cps, assay on spectrometer results: K: 1.1%, U: 9.9, Th: 8.8; red, 5% solution 70% round 1-5 cm vesicles, 5% fluorite								
153	152.4	153.5		RHYOLITE	10-15% solution cavities								
154	153.5	154.5		RHYOLITE	260 cps								
155	154.5	155.5		RHYOLITE	30-45% black zones, 5-15 cm wide, 10-30% grey/green patches round, 5-20 cm, (reductions spots?). 5% calcite matrix, hairline cracks, dark red vitreous, 20% grey patches								
156	155.5			RHYOLITE	vitreous, 80% black, 20% red, 290 cps								
157	157.0			RHYOLITE	70% dull red, 10% black, 20% grey alteration								
158	158.2			RHYOLITE	K: .5%, U: 14, Th: 4.5								
159	159.0												
160				RHYOLITE	blocky core, 80% grey, 20% red								
161	161.0												
		162.0		RHYOLITE	dull red, 10-30% grey/green round patches								



Hole ID: w-17

Easting: 461335

Northing: 5049715

Azimuth: 20

Elevation m: 284

Dip: -45

Tripple Uranium Resources, Inc.

Drill Core Data Sheet

Final Depth (m): 259

Core Size: NQ

Date Started: June 27, 2007

Date Completed: July 3, 2007

Drilled By: Springdale Forest

Logged by: JTC

Depth	Lithology					Minerals			Alteration				
	From	To	Rx_Code	Rock Type	Description	Sulph.	Fluort.	Molyb.	Qtz/Carb	Clay	B.R.	Black	Sph
	161.0	162.0		RHYOLITE	dull red, 10-30% grey/green round patches								
	162.0	163.0		RHYOLITE	pink rhyolite flow, 10% dark flattened fragments								
163	163.0	164.0		RHYOLITE	10-20% green/yellow altered clay stringers/patches								
164	164.0	165.3		RHYOLITE	orange bounded rhyolite, 10% green/yellow altered clay on cracks, 5% very fine grained black mineral on rocks								
165	165.3	166.5		RHYOLITE	5% spherolites								
166	166.5	167.5		RHYOLITE	assay on spectrometer results:K: .5%, U: 15.2, Th: 5.8								
167	167.5	169.5		RHYOLITE	brick red, glassy, vitreous, 5% black wisps								
168	169.5	170.2		RHYOLITIC BRECCIA	brick red breccia, 20% pink matrix, 60% red/grey angular fragments, 1-3 cm								
169	170.2	171.0		RHYOLITIC BRECCIA	solution cavities, very broken core orange rhyolitic fragments								
170	171.0	172.0		RHYOLITIC BRECCIA	270 cps, spectrometer assay results: K: .5%, U: 11, Th: 7.3; broken core, orange rhyolitic fragments, 5% very fine grained black spot								
171	172.0	174.2		MAFIC	mafic dyke, no contact was observed								
172	174.2	175.0		RHYOLITE	brick red, 10% epidote on 1-3 cm patches and along cracks, 10-20% round, black mineral spots (1-3 mm) 50% dull red, 50% grey bands, grading into each vitreous red, glassy, 5% spherolites								
173	175.0	176.2		RHYOLITE	160-200 cps								
174	176.2	182.0		BASALT	BASALT/ANDESITE black to dark grey, aphanitic to 5-10%, fine medium grained plagiclase and feldspar								
175													
176													

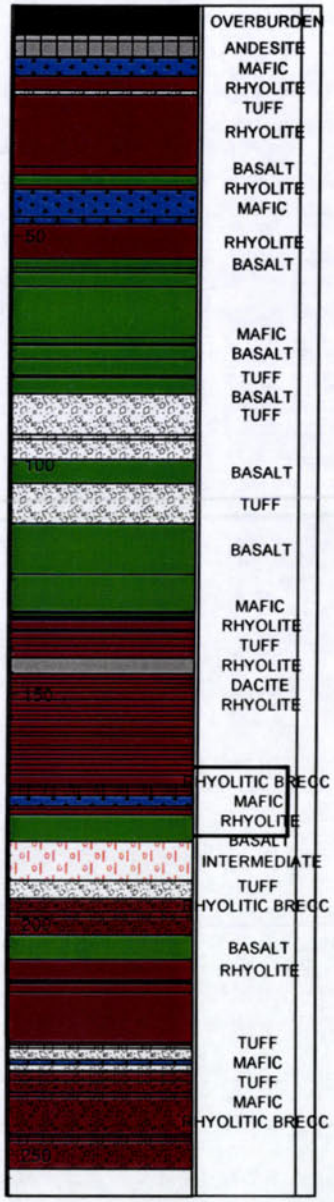

Hole ID: w-17

Easting: 461335

Northing: 5049715

Azimuth: 20

Elevation m: 284

Dip: -45

Tripple Uranium Resources, Inc.

Drill Core Data Sheet

Final Depth (m): 259

Core Size: NQ

Date Started: June 27, 2007

Date Completed: July 3, 2007

Drilled By: Springdale Forest

Logged by: JTC

Depth	Lithology					Minerals			Alteration				
	From	To	Rx_Code	Rock Type	Description	Sulph.	Fluort.	Molyb.	Qtz/Carb	Clay	B.R.	Black	Sph
177	176.2												
178													
179				BASALT	BASALT/ANDESITE black to dark grey, aphanitic to 5-10%, fine medium grained plagiclase and feldspar								
180													
181													
182	182.0	182.0											
183													
184													
185													
186				INTERMEDIATE	intermediate composition, 5-20% feldspar and plagioclase								
187													
188													
189													
190		190.5											
191	190.5	194.5		TUFF	breccial/lithic tuff								

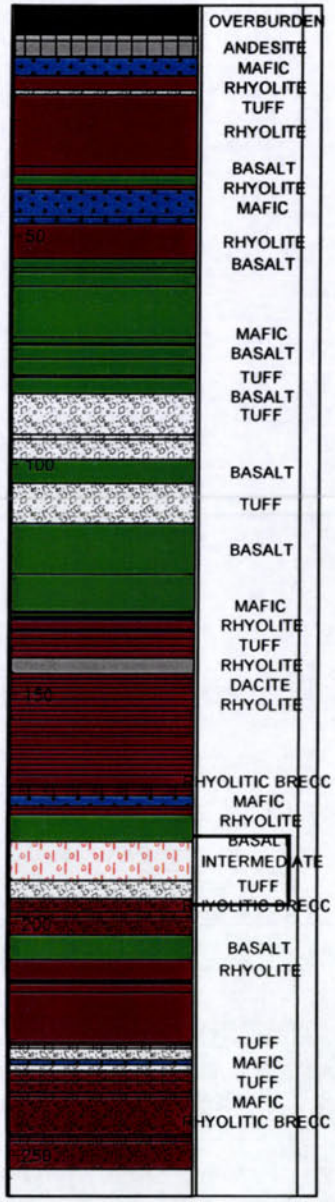

Hole ID: w-17

Easting: 461335

Northing: 5049715 **Azimuth:** 20

Elevation m: 284 **Dip:** -45

Tripple Uranium Resources, Inc.

Drill Core Data Sheet

Final Depth (m): 259

Core Size: NQ

Date Started: June 27, 2007

Date Completed: July 3, 2007

Drilled By: Springdale Forest

Logged by: JTC

Depth	Lithology					Minerals			Alteration				
	From	To	Rx_Code	Rock Type	Description	Sulph.	Fluort.	Molyb.	Qtz/Carb.	Clay	B.R.	Black	Sph.
192	190.5												
193				TUFF	breccial/lithic tuff								
194		194.5											
195	194.5												
196				RHYOLITIC BRECCIA	brick red, very brecciated, typically angular fragments (1-2 cm) 10-20% black spots, 1-10mm, subangular to subrounded								
197		197.3											
198	197.3			RHYOLITIC BRECCIA	Very broken, red, massive, glassy, vitreous, 5% alteration on cracks, spectrometer assay results: K: .4%, U: 13, Th: 6.5. 220 cps								
199		198.5											
200	198.5												
201				RHYOLITIC BRECCIA	270 cps, 90% red angular fragments, 5-10% calcite matrix, 5% grey fragments with epidote								
202		202.5											
203	202.5												
204				BASALT	BASALT/GABBRO fault as top contact: fault breccia, hydrothermally altered, black clay for 5 cm sharp base contact: 45 degrees dark grey, 5% epidote on cracks								
205													
		207.9											



Hole ID: w-17

Easting: 461335

Northing: 5049715 **Azimuth:** 20

Elevation m: 284 **Dip:** -45

Tripple Uranium Resources, Inc.

Drill Core Data Sheet

Final Depth (m): 259

Core Size: NQ

Date Started: June 27, 2007

Date Completed: July 3, 2007

Drilled By: Springdale Forest

Logged by: JTC

Depth	Lithology					Minerals			Alteration				
	From	To	Rx_Code	Rock Type	Description	Sulph.	Fluort.	Molyb.	Qtz/Carb	Clay	B.R.	Black	Sph
207	202.5	207.9		BASALT	BASALT/GABBRO fault as top contact: fault breccia, hydrothermally altered, black clay for 5 cm sharp base contact: 45 degrees dark grey, 5% epidote on cracks								
208	207.9												
209													
210				RHYOLITE	rhyolitic/felsic flows intermittent with mafic flows, dull red with 20% darker patches, gradual margins, 1-2% epidote along cracks, 5% feldspar phenocrysts								
211													
212		212.3											
	212.3	212.5		RHYOLITE	RHYOLITIC/FELSIC swirly grey patch (reduction spot?) 220 cps								
213	212.5	213.0		RHYOLITE	RHYOLITIC/FELSIC very broken core, 50/50 brick red/grey, 5% solution cavities								
	213.0				RHYOLITIC/FELSIC 50/50 brick red/grey, glassy/vitreous, assay on spectrometer results: K: .2%, U: 18.6, Th: 4.2, 5% spherolites								
214				RHYOLITE									
		214.9											
215	214.9												
216													
217													
218				RHYOLITE	RHYOLITIC/FELSIC grey to very dark red, 10-20% feldspar phenocrysts, 5-15%, black spots (1-5mm) 230 cps								
219													
220													
		225.7											

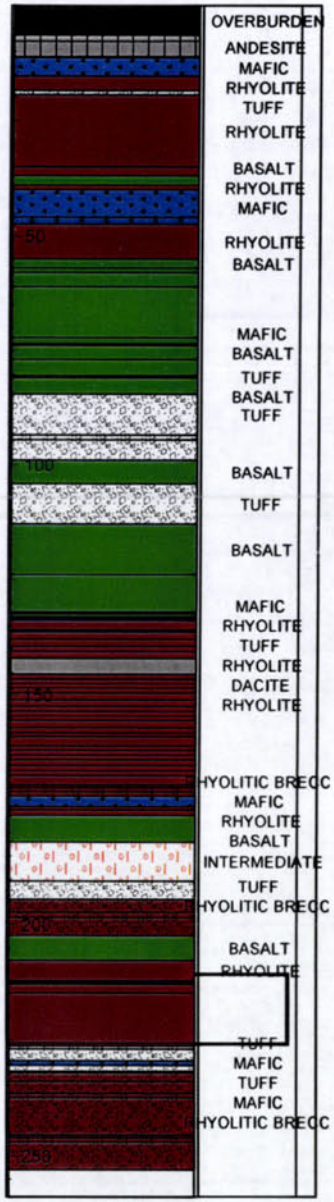

Hole ID: w-17

Easting: 461335

Northing: 5049715 **Azimuth:** 20

Elevation m: 284 **Dip:** -45

Tripple Uranium Resources, Inc.

Drill Core Data Sheet

Final Depth (m): 259

Core Size: NQ

Date Started: June 27, 2007

Date Completed: July 3, 2007

Drilled By: Springdale Forest

Logged by: JTC

Depth	From	To	Rx_Code	Rock Type	Description
221	214.9				
222					
223				RHYOLITE	RHYOLITIC/FELSIC grey to very dark red, 10-20% feldspar phenocrysts, 5-15%, black spots (1-5mm) 230 cps
224					
225					
226	225.7	225.7			
		226.3		RHYOLITE	RHYOLITIC/FELSIC 180 cps, brecciated texture, brown/beige 10-15% epidote and altered clay on cracks, 5-10% black matrix
227	226.3	227.0		TUFF	breccial lithic tuff, 5-10% epidote on cracks and disseminated
	227.0				
228				TUFF	breccial lithic tuff, 5-15% black mineral
229		229.5			
230	229.5			MAFIC	mafic dyke, 120 cps
		230.5			
231	230.5			TUFF	felsic breccial lithic tuff, 80-90% angular rhyolitic fragments 5-20 mm, 10-20% epidote on cracks, 5% black mineral on cracks, 110 cps
232		231.8			
	231.8	232.2		MAFIC	mafic dyke, dark grey, very fine grained
	232.2				
233				RHYOLITIC BRECCIA	rhyolitic breccia, 90% subangular fragments, 1-10 cm wide 5% black mineral in cracks, 5% epidote/altered clay
234		234.0			
	234.0			RHYOLITIC BRECCIA	rhyolitic flow, 5% feldspar, 5% black very fine grained mineral in cracks
235		236.5			

Minerals: Sulph. | Fluort. | Molyb.

Alteration: Otz/Carb | Clay | B.R. | Black | Sph

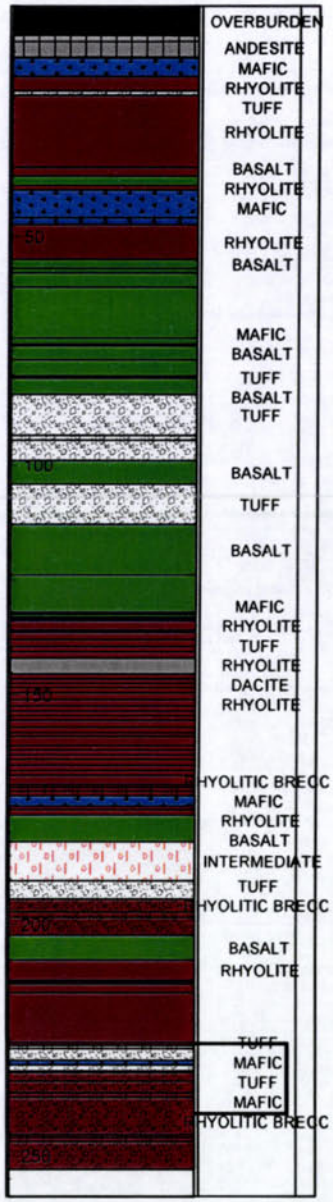

Hole ID: w-17

Easting: 461335

Northing: 5049715 **Azimuth:** 20

Elevation m: 284 **Dip:** -45

Tripple Uranium Resources, Inc.

Drill Core Data Sheet

Final Depth (m): 259

Core Size: NQ

Date Started: June 27, 2007

Date Completed: July 3, 2007

Drilled By: Springdale Forest

Logged by: JTC

Depth	Lithology					Minerals			Alteration				
	From	To	Rx_Code	Rock Type	Description	Sulph.	Fluort.	Molyb.	Qtz/Carb	Clay	B.R.	Black	Sph
236	234.0	236.5		RHYOLITIC BRECCIA	rhyolitic flow, 5% feldspar, 5% black very fine grained mineral in cracks								
	236.5	236.6		RHYOLITIC BRECCIA	rhyolitic breccia, 5% black mineral in cracks								
237	236.6	237.5		RHYOLITIC BRECCIA	brown/beige, banded texture, vitreous/glassy 5% spherolites, 2-3% hematite on cracks								
238	237.5												
239													
240													
241				RHYOLITIC BRECCIA	brown rhyolitic breccia, 80% brown subangular fragments 15% pink rhyolite flow fragments, 1-5% pyrite on cracks 1-5% black mineral on cracks, trace carbonates								
242													
243													
244													
245		245.5											
246	245.5	246.2		RHYOLITIC BRECCIA	assay on spectrometer results. K: 2.7%, U: 1.4 Th: 13.7								
	246.2	247.0		RHYOLITIC BRECCIA	vitreous brown/beige, 5% calcite on cracks 10-15% hematite and black mineral on stringers								
247	247.0												
248				RHYOLITIC BRECCIA	20% brick red, 75% massive brown/beige trace fine grained disseminate pyrite, 5% chert, 1-2 spherolites, 1-2% hematite and black mineral.								
249													
250		253.0											

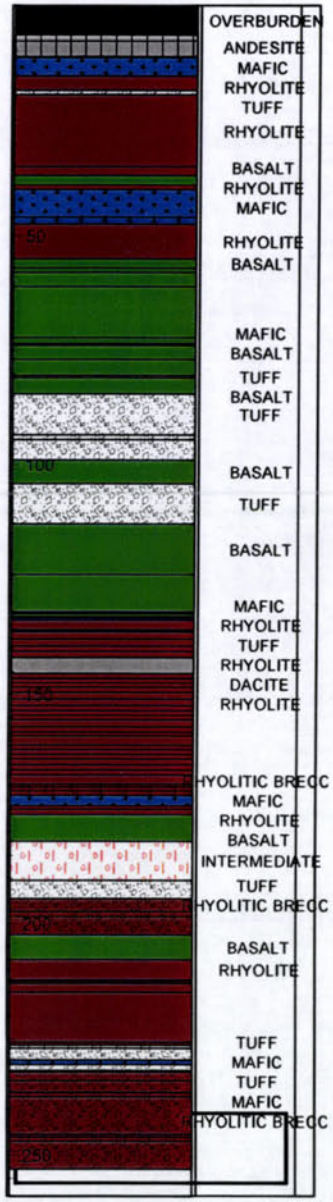

Hole ID: w-17

Easting: 461335

Northing: 5049715 **Azimuth:** 20

Elevation m: 284 **Dip:** -45

Tripple Uranium Resources, Inc.

Drill Core Data Sheet

Final Depth (m): 259

Core Size: NQ

Date Started: June 27, 2007

Date Completed: July 3, 2007

Drilled By: Springdale Forest

Logged by: JTC

Depth	Lithology					Minerals			Alteration				
	From	To	Rx_Code	Rock Type	Description	Sulph.	Fluort.	Molyb.	Qtz/Carb.	Clay	B.R.	Black	Sph
251	247.0	253.0		RHYOLITIC BRECCIA	20% brick red, 75% massive brown/beige trace fine grained disseminate pyrite, 5% chert, 1-2 spherolites, 1-2% hematite and black mineral.								

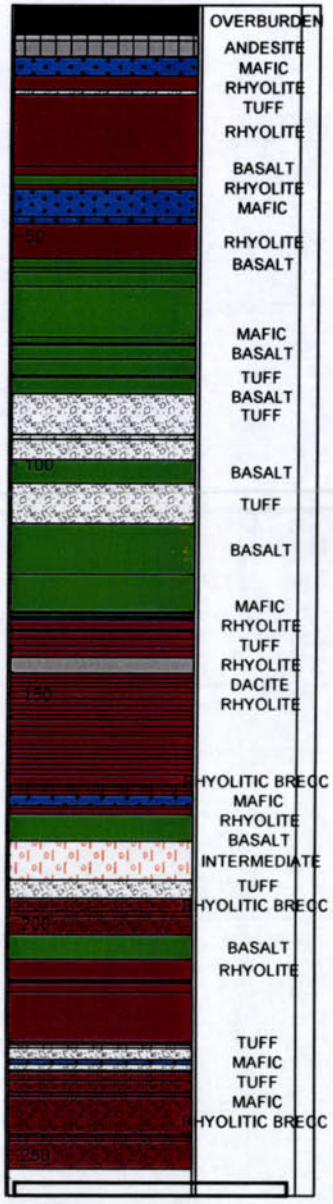

DIAMOND DRILL LOG.

OWNER	Tripple Uranium	LOCATION	WGS-84 Zone 20	DIRECTION			HOLE ID	W-018
PROPERTY	Wentworth A	EASTING	461417	DEPTH	AZ.	DIP	START	27th June 2007
LOCATION	Colchester County, Nova Scotia	NORTHING	5049946	0	200	-45	FINISH	3rd July 2007
HOLE IDENTITY	DDH W-018	ELEVATION	280m	215	219	-41	DEPTH	215m
		LICENCE	07219	N/A	N/A	N/A	DRILLED BY	Springdale
		NTS SHEET	011E11, 011E12	Core Size: NQ			LOGGED BY	Jose Texidor
							LOG DATE	3rd July 2007
DESCRIPTIVE LOCATION	Between Swan Brook and East Branch Swan Brook			Note: all samples split with hydraulic splitter				

From	To	Secondary units From	Secondary units To	DESCRIPTION	Samples and assay results; all element values in ppm unless otherwise specified											
					Code	Sample	From	To	Length	Cu	Pb	Zn	Ag	Co	U	Th
0.0	5.0			**CASING**												
5.0	34.8			**BASALT/GABBRO**												
				intermediate/dacitic composition, aphanitic with 5% k-spar												
		5.0	12.0	common weathering (rust color)												
		12.0	13.5	lithic breccia, 5% epidote on cracks												
		13.5	15.5	basalt with 5-10% euhedral plagioclase crystals (1-3 cm wide												
		15.5	29.1	rhyolitic breccia, 95% lithic, 5% black mineral												
		29.1	34.8	intermediate (andesite?) 5-10% k-spar, grey matrix												
		34.8	35.0	rhyolitic lithic breccia, sub angular to sub rounded fragments, 1-10 cm wide2-3% quartz veinlets												
34.8	47.3			**RHYOLITE**												
				rhyolitic, intrusive magma. Salmon, pink red. 20-30% k-spar (zoned, euhedral, 1-5mm), 5-10% quartz, 5-10% black spotting (1-10mm wide), 30-50% red fine grained matrix, 1-5% spherulites, green/yellow alteration clay on cracks												
		37.0	38.0	random sample on intrusive		276121	37.0	38.0	1.0	10	61	90	<0.5	<1	5.2	18.6
		38.0	39.0	rhyolite		276130	38.0	39.0	1.0	10	35	70	<0.5	<1	4.8	18.1
		39.0	40.0	rhyolite		276131	39.0	40.0	1.0	5	57	100	<0.5	<1	5.6	19.5
		40.0	41.0	rhyolite		276132	40.0	41.0	1.0	5	95	70	0.6	<1	5.3	20.2
		41.0	42.0	rhyolite		276133	41.0	42.0	1.0	10	71	150	<0.5	<1	4.8	19.3
		42.0	43.0	rhyolite		276134	42.0	43.0	1.0	5	28	100	<0.5	<1	5.2	18.7
		43.0	47.0	rhyolite		276135	43.0	47.0	4.0	10	57	120	<0.5	14	10.4	15.1
47.3	50.8			**DACITE/ANDESITE**												
				faint pink brecciated. 2-5% epidote on cracks, 10-15% quartz/carbonate stringers												
		49.7	50.0	85% subangular lithic fragments, 15% quartz/carbonate (5/95). Fragments are matrix supported in places												
						276122	48.0	49.0	1.0	20	155	130	0.5	2	6.0	15.4
				5-10% carbonate on cracks		276123	49.0	50.5	1.5	30	141	120	0.5	2	10.7	15.0
				contacts not observed												
50.8	54.0			**BASALT**												
				dark grey												
		50.8	51.5	20% quartz/carbonate (10/90)												
				contacts not observed												

From	To	Secondary unit		DESCRIPTION	Samples and assay results; all element values in ppm unless otherwise specified											
		From	To		Code	Sample	From	To	Length	Cu	Pb	Zn	Ag	Co	U	Th
54.0	190.0			RHYOLITE												
		54.0	61.0	dull red lithic breccia tuff, green/yellow alteration clay on												
				cracks (<1%), trace epidote on hairline cracks												
				54-56 trace fine grained pyrite												
				56-59 trace fine grained pyrite												
				59-61 1-2% black mineral in spots (1-2cm, subrounded)												
		61.0	62.0	pink, rhyolitic, fiame (45degrees) 2-3% black spots		276124	61.0	62.0	1.0	5	16	110	2.2	2	19.1	29.2
		62.0	69.0	dull red siliceous, 1-2% black spots, rare fiamme, trace epidote on cracks												
				random sample		276125	66.0	67.0	1.0	20	67	110	<0.5	0.5	10.8	20.2
		69.0	70.0	mafic dyke												
		73.5	77.0	gabbro, medium grained- coarse grained, 5% epidote on cracks												
		77.0	79.0	rhyolitic dull red breccia/lithic tuff. Trace epidote on cracks, 1-3% black spots		276126	77.0	78.0	1.0	10	43	110	<0.5	1	6.2	17.1
				random sample on rhyolite breccia												
		79.0	83.1	andesitic intrusive, 5-10% k-spar, grey matrix												
		83.1	89.5	rhyolitic breccia, dull red												
						276136	83.1	84.1	1.0	20	37	80	1.1	4	11.8	15.8
						276137	84.1	85.1	1.0	20	93	70	1.2	2	12.6	17.0
						276138	85.1	86.1	1.0	30	132	210	<0.5	<1	8.1	17.2
		89.5	90.3	gabbro, solution cavities												
		90.3	90.4	matrix supported breccia. 40% lithic, 60% quartz/carbonate (5/95)												
				5% alteration clay, carbonate		276127	90.0	91.0	1.0	10	106	90	1.3	1	5.9	15.8
		90.4	93.8	rhyolitic breccia, 2-3% epidote on cracks												
				less altered version of 127		276128	91.0	92.0	1.0	10	67	110	1.5	1	8.8	15.9
		93.8	100.5	intermediate intrusive, chill margins. Aphanitic at margins, up to 25% k-spar grey matrix												
				random sample of intermediate intrusion		276129	98.0	99.0	1.0	10	26	200	<0.5	34	0.7	2.3
		100.5	101.0	mafic dyke, trace epidote on cracks												
		101.0	103.9	porphyritic rhyolite, 40% k-spar (euhedral, 1-3cm)		276139	101.0	102.0	1.0	30	28	120	<0.5	9	4.5	13.2
		103.9	104.5	intermediate dyke, 5% k-spar on grey matrix												
		104.5	109.5	rhyolitic breccia, 90% subrounded to subangular fragments, 5% epidote and alteration clays on cracks, 5-10% black spots												
				104.5-105.0 epidote in fractures		276141	104.5	105.0	0.5	10	15	60	<0.5	1	3.3	11.4
				105.0-106.2 less epidote		276142	105.0	106.2	1.2	10	21	40	<0.5	1	4.4	13.9
				106.2-106.8 very broken		276143	106.2	106.8	0.6	10	147	30	0.5	1	10.7	33.0
				106.8-107.5 5% black spots		276144	106.8	107.5	0.7	20	63	30	<0.5	1	5.2	15.5
				107.5-109.5		276145	107.5	109.5	2.0	10	20	50	<0.5	<1	5.0	16.9
		109.5	110.1	mafic dyke, 90 degree contact												
		110.1	119.9	rhyolitic breccia, 90% subrounded to subangular fragments, 5% epidote and alteration clays on cracks, 10-20% black spots												
				115.7-116.9 5-10% black spots, pink		276146	115.7	116.9	1.2	20	17	70	<0.5	2	9.3	34.4
				116.9-118.0 red, 5-10% black spots		276147	116.9	118.0	1.1	20	20	100	0.6	3	10.8	32.3

From	To	Secondary unit		DESCRIPTION	Samples and assay results; all element values in ppm unless otherwise specified											
		From	To		Code	Sample	From	To	Length	Cu	Pb	Zn	Ag	Co	U	Th
				118.9-119.9 5% green/yellow clay, 130-160 cps		276148	118.9	119.9	1.0	5	44	160	<0.5	4	9.4	30.2
		119.9	122.0	10-20% green patches, 1-5cm wide. Irregular, subrounded												
				119.9-121.5 20-30% green/yellow spots, high cps		276149	119.9	121.5	1.6	5	15	90	<0.5	2	12.9	42.0
				121.5-122.0 siliceous, high cps		276150	121.5	122.0	0.5	5	69	100	<0.5	6	9.9	30.7
		122.0	134.5	5-50% subangular to subrounded, heterogeneous lithic fragments 1-10 cm diameter (50% rhyolite, 50% grey... chert?)												
				122.0-122.5		276161	122.0	122.5	0.5	5	16	130	<0.5	6	9.5	29.6
				122.5-123.3		276162	122.5	123.3	0.8	10	16	40	<0.5	1	9.0	25.8
				123.3-124.3 red, siliceous, high cps		276151	123.3	124.3	1.0	10	111	80	<0.5	2	7.6	23.1
				124.3-125.3 red, siliceous, high cps		276152	124.3	125.3	1.0	5	24	90	<0.5	3	7.7	21.0
				125.3-127.3 red, siliceous, high cps		276153	125.3	127.3	2.0	5	31	70	<0.5	3	8.3	22.5
				127.3-128.0 red, siliceous, high cps		276154	127.3	128.0	0.7	30	13	50	<0.5	3	8.7	23.5
				128.0-128.7 heterolithic breccia		276155	128.0	128.7	0.7	10	20	60	<0.5	3	9.2	22.8
				128.7-130.2 heterolithic breccia, 10% green/yellow patches		276156	128.7	130.2	1.5	5	19	40	<0.5	3	8.5	21.8
				130.2-131.2 heterolithic breccia, 10% green/yellow patches		276157	130.2	131.2	1.0	20	22	30	0.7	1	8.8	23.9
				131.2-132.2 heterolithic breccia, 10% green/yellow patches, v. broken		276158	131.2	132.2	1.0	5	13	70	0.5	2	7.6	22.2
				132.2-133.2 heterolithic breccia, 10% green/yellow patches, v. broken		276159	132.2	133.2	1.0	10	16	50	0.6	2	8.6	24.3
				133.2-134.5 heterolithic breccia, 10% green/yellow patches, v. broken		276160	133.2	134.5	1.3	5	26	60	<0.5	2	6.6	18.0
		134.5	141.5	5-50% subangular to subrounded, heterogeneous lithic fragments 1-20 cm diameter (50% rhyolite, 50% grey... chert?), 10-15% green/yellow clay												
				134.5-135.0		276163	134.5	135.0	0.5	10	39	60	0.6	2	10.8	29.0
				135.0-137.5 very broken, high cps		276164	135.0	137.5	2.5	10	26	15	0.5	2	8.4	23.7
				137.5-139.0 very pink, 10% green/yellow clay		276165	137.5	139.0	1.5	20	42	80	0.6	2	10.3	28.4
				139.0-140.0 pink, 30% green/yellow clay		276166	139.0	140.0	1.0	5	66	50	1.3	0.5	13.6	38.9
				139.0-140.0 pink, 15-20% green/yellow clay		276167	140.0	141.5	1.5	10	72	40	<0.5	1	11.4	29.9
		141.5	146.2	mafic dyke		276208	141.5	142.5	1.0	60	126	350	<0.5	36	0.6	1.5
		146.2	149.5	rhyolitic breccia, fiamme, 10% black spots, 1-5% green/yellow alteration clay												
						276168	146.2	148.5	2.3	10	24	40	<0.5	3	8.5	24.7
						276169	148.5	149.5	1.0	5	45	60	<0.5	2	7.4	23.4
		149.5	149.8	mafic dyke												
		149.8	154.5	rhyolitic breccia, subrounded hot fragments 5-20mm, matrix supported in places. 20-60% green/yellow alteration clay in spots and as matrix												
				149.8-150.5 10% hydrothermal clay, 10% green/yellow clay		276170	149.8	150.5	0.7	5	202	15	0.5	<1	7.7	24.0
				150.5-151.2 20% chert fragments		276171	150.5	151.2	0.7	10	68	70	0.6	4	7.0	21.3
				151.2-152.4 30% grey alteration spots		276172	151.2	152.4	1.2	5	82	40	<0.5	<1	11.8	33.0

From	To	Secondary unit		DESCRIPTION	Samples and assay results; all element values in ppm unless otherwise specified											
		From	To		Code	Sample	From	To	Length	Cu	Pb	Zn	Ag	Co	U	Th
		151.8	154.5	rhyolitic breccia, subrounded hot fragments 5-20mm, matrix supported in places. 20-60% green/yellow alteration clay in spots and as matrix, 40-50% white spots, 10% quartz fragments, 40-50% red matrix		276173	152.4	153.4	1.0	10	103	60	<0.5	1	11.0	31.6
		154.5	169.5	rhyolitic/dacitic breccia, fragments subangular to subrounded, 1-20 cm wide		276174	153.4	154.5	1.1	30	194	80	1.4	1	11.2	32.6
				154.5-155.3 grey spots		276175	154.5	155.3	0.8	5	114	90	<0.5	2	7.9	21.0
				155.3-155.8 grey spots, 70-80% grey/yellow alteration clay		276176	155.3	155.8	0.5	5	49	80	<0.5	2	6.6	21.1
				155.8-156.8 10-30% yellow/grey alteration clay		276177	155.8	156.8	1.0	10	117	100	<0.5	2	4.1	15.7
				156.8-157.8 10-20% grey/white alteration clay		276178	156.8	157.8	1.0	20	36	110	<0.5	3	3.9	13.0
				157.8-158.8		276179	157.8	158.8	1.0	5	45	120	<0.5	5	3.7	15.2
				158.8-160.4		276180	158.8	160.4	1.6	5	67	230	<0.5	7	5.1	16.1
				160.4-162.0		276181	160.4	162.0	1.6	50	265	350	<0.5	3	6.4	14.4
				162.0-164.0		276182	162.0	164.0	2.0	20	70	160	<0.5	3	7.2	15.4
				164.0-165.0		276183	164.0	165.0	1.0	20	72	250	<0.5	2	9.4	16.0
				165.0-165.5 very broken, >10% brick red, 10% grey clay		276184	165.0	165.5	0.5	60	105	130	0.5	2	10.1	13.5
				165.5-167.3 90% brick red, 10%grey clay												
				167.3-167.7 brick red, 20%fragments		276186	167.3	167.7	0.4	5	15	180	1	7	8.7	23.0
				167.7-168.7 heterolithic breccia		276187	167.7	168.7	1.0	5	16	200	0.6	9	4.4	15.1
				168.7-169.5 heterolithic breccia, 20% yellow clay		276188	168.7	169.5	0.8	10	20	240	<0.5	14	5.1	14.4
		169.5	173.0	10-20% black spots, mafic/intermediate breccia, 5-10% matrix, mafic-intermediate lithic fragments 90%		276189	169.5	171.4	1.9	5	25	320	<0.5	41	3.4	1.9
						276190	171.4	173.0	1.6	5	22	360	<0.5	41	2.1	1.2
		173.0	184.2	breccia (ignimbrite) subangular to subrounded heterogeneous fragments, 30-40% matrix supported. Matrix very fine grained red and or grey clay												
				heterolithic breccia		276191	173.0	173.3	0.3	5	21	250	<0.5	16	7.5	13.6
				heterolithic breccia, 60% brick red rhyolite		276192	173.3	174.1	0.8	10	40	160	0.7	5	8.6	16.7
				90% brick red fragments, 10% dark grey matrix		276193	174.1	175.2	1.1	10	38	110	0.8	4	7.0	14.9
				heterolithic breccia, 80% brick red, 20% matrix		276194	175.2	176.4	1.2	10	35	130	0.8	5	9.6	15.4
				pink rhyolite breccia (70%), 30%pink and yellow grey matrix		276195	176.4	177.2	0.8	5	30	130	0.6	7	5.8	19.6
				heterolithic breccia, 10% grey matrix		276196	177.2	181.0	3.8	5	26	160	0.6	7	7.5	19.5
				90% brick red fragments, 10% dark grey matrix		276197	181.0	182.8	1.8	10	37	150	0.5	5	3.9	14.8
				heterolithic breccia		276198	182.8	184.2	1.4	5	20	140	<0.5	6	4.4	14.7
		184.2	184.9	mafic dyke												
		184.9	188.4	breccia (ignimbrite) subangular to subrounded heterogeneous fragments, 30-40% matrix supported. Matrix very fine grained red and or grey clay												
				184.9-186.0 90% brick red frags		276200	184.9	186.0	1.1	20	22	100	0.7	5	4.2	13.3
				186.0-187.3 50% heterolithic breccia, 50% grey matrix		276201	186.0	187.3	1.3	20	38	140	0.7	10	3.3	12.1
				187.3-188.4 dull red breccia, clay (20%)		276202	187.3	188.4	1.1	10	30	250	0.5	11	4.5	8.7
		188.4	190.0	altered breccia (ignimbrite), subangular to subrounded heterogeneous fragments, 30-40% matrix supported. Matrix very fine grained red and or grey clay												

From	To	Secondary unit		DESCRIPTION	Samples and assay results; all element values in ppm unless otherwise specified											
		From	To		Code	Sample	From	To	Length	Cu	Pb	Zn	Ag	Co	U	Th
190.0	200.0			**RHYOLITE BRECCIA**												
				90-95% rhyolite fragments, angular. 1-2% epidote, 5% alteration clay grey/yellow/black												
				clay-rich breccia (50% clay)		276203	192.5	195.5	3.0	10	16	90	2.6	2	15.2	18.5
				clay-rich breccia, and chlorite		276204	195.5	200.0	4.5	10	7	160	1.1	0.5	12.1	34.6
				199-200 >50% alteration clay												
200.0	203.5			**MAFIC WITH PYRITE**												
				dark grey mafic breccia. 80-90% subrounded lithic clasts (mafic), 10-15% matrix, 5-10%fine grained disseminated pyrite in between fragments, pyrite in swirly veinlets												
				dyke, trace pyrite		276205	200.0	201.5	1.5	110	31	1170	1.1	35	8.7	18.9
		201.5	203.5	5-10% coarse grained euhedral pyrite in black mafics		276206	201.5	203.5	2.0	190	97	400	1	52	3.4	11.3
203.5	215.0			**BASALT**												
				dark to light grey, 5-10% epidote, 5-105 vesicles filled with epidote												
		203.5	205.8	203.5-206 30-50% vesicles filled with green alteration mineral		276207	203.5	205.8	2.3	10	17	220	<0.5	49	0.8	2.2
				flow top												
		206.0	210.0	206-210 5-10% epidote on cracks, 5% spherulites												
				EOH: 215m												

Hole ID: W-018

Easting: 461417

Northing: 5049946 **Azimuth:** 200

Elevation m: 280 **Dip:** -45

Tripple Uranium Resources, Inc.

Drill Core Data Sheet

Final Depth (m): 215

Core Size: NQ

Date Started: June 27, 2007

Date Completed: July 3, 2007

Drilled By: Springdale Forest

Logged by: JTC

Depth :	Lithology					Minerals			Alteration				
	From	To	Rx_Code	Rock Type	Description	Sulph.	Fluort.	Molyb.	Qtz/Carb	Clay	B.R.	Black	Sph
	0.0	5.0		CASING									
	5.0	12.0		BASALT/GABBRO	common weathering (rust color)								
10	12.0	13.5		LITHIC BRECCIA	lithic breccia, 5% epidote on cracks								
	13.5	15.5		BASALT	basalt with 5-10% euhedral plagioclase crystals (1-3 cm wide								
20	15.5	29.1		RHYOLITE BRECCIA	rhyolitic breccia, 95% lithic, 5% black mineral								
30	29.1	34.8		INTERMEDIATE DYKE	intermediate (andesite?) 5-10% kspar, grey matrix								
	34.8	35.0		RHYOLITIC BRECCIA	rhyolitic lithic breccia, sub angular to sub rounded fragments, 1-10 cm wide2-3% quartz veinlets								
40	34.8	47.3		RHYOLITE	rhyolitic, intrusive magma. Salmon, pink red, 20-30% kspar (zoned, euhedral, 1-5mm), 5-10% quartz, 5-10% black spotting (1-10mm wide), 30-50% red fine grained matrix, 1-5% spherulites, green/yellow alteration clay on cracks								
50	47.3	50.8		DACITE/ANDESITE	faint pink brecciated, 2-5% epidote on cracks, 10-15% quartz/carbonate stringers 85% subangular lithic fragments, 15% quartz/carbonate (5/95). Fragments are matrix supported in places								
	50.8	54.0		BASALT	dark grey 20% quartz/carbonate (10/90)								
	54.0	61.0		RHYOLITIC BRECCIA	dull red lithic brecci tuff, green/yellow alteration clay with trace fine grained pyrite								

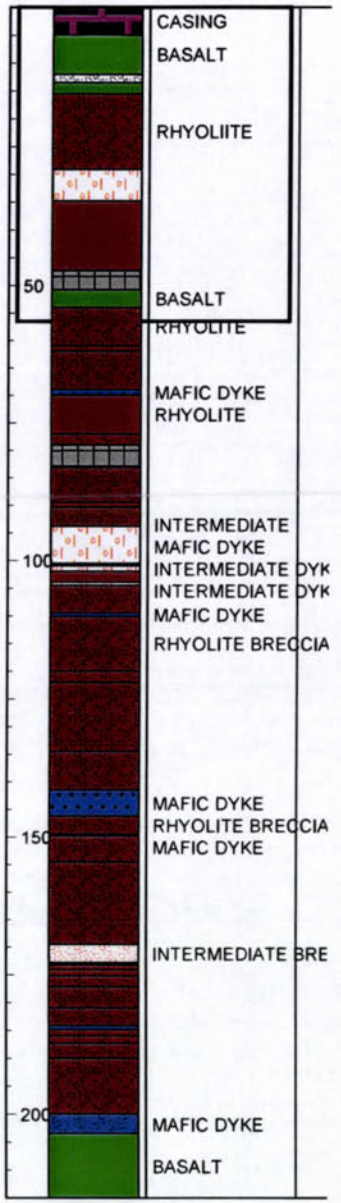

Hole ID: W-018

Easting: 461417

Northing: 5049946 **Azimuth:** 200 **Final Depth (m):** 215

Elevation m: 280 **Dip:** -45 **Core Size:** NQ

Tripple Uranium Resources, Inc.

Drill Core Data Sheet

Date Started: June 27, 2007

Date Completed: July 3, 2007

Drilled By: Springdale Forest

Logged by: JTC

Depth :	Lithology					Minerals			Alteration				
	From	To	Rx_Code	Rock Type	Description	Sulph.	Fluort.	Molyb.	Qtz/Carb	Clay	B.R.	Black	Sph
60	54.0	61.0		RHYOLITIC BRECCIA	dull red lithic brecci tuff, green/yellow alteration clay with trace fine grained pyrite								
	61.0	62.0		RHYOLITIC BRECCIA	pink, rhyolitic, flame (45degrees) 2-3% black spots								
	62.0	69.0		RHYOLITIC BRECCIA	dull red siliceous, 1-2% black spots, rare fiamme, trace epidote on cracks								
70	69.0	70.0		MAFIC DYKE	mafic dyke								
	70.0	77.0		RHYOLITE	gabbro, medium grained- coarse grained, 5% epidote on cracks								
	77.0	79.0		RHYOLITIC BRECCIA	rhyolitic dull red breccia/lithic tuff. Trace epidote on cracks, 1-3% black spots								
80	79.0	83.1		ANDESITE	andesitic intrusive, 5-10% kspar grey matrix								
	83.1	89.5		RHYOLITIC BRECCIA	rhyolitic breccia, dull red								
	89.5	90.3		RHYOLITE	gabbro, solution cavities								
90	90.3	90.4		RHYOLITIC BRECCIA	matrix supported breccia, 40% lithic, 60% quartz/carbonate (5/95) 5% alteration clay, carbonate								
	90.4	93.8		RHYOLITIC BRECCIA	rhyolitic breccia, 2-3% epidote on cracks								
	93.8	100.5		INTERMEDIATE DYKE	intermediate intrusive, chill margins. Aphanitic at margins, up to 25% kspar grey matrix								
	100.5	101.0		MAFIC DYKE									
100	101.0	102.0		INTERMEDIATE DYKE	mafic dyke, trace epidote on cracks intermediate dyke								
	102.0	103.9		RHYOLITE	porphyritic rhyolite, 40% kspar (euhedral, 1-3cm)								
	103.9	104.5		INTERMEDIATE DYKE	intermediate dyke, 5% kspar on grey matrix								
	104.5	109.5		RHYOLITIC BRECCIA	rhyolitic breccia, 90% subrounded to subangular fragments, 5% epidote and alteration clays on cracks, 5-10% black spots								
110	109.5	110.1		MAFIC DYKE	Mafic Dyke								
	110.1	120.0		RHYOLITIC BRECCIA	rhyolitic breccia, same as 104.5-109.5 but with 10-20% black spots								

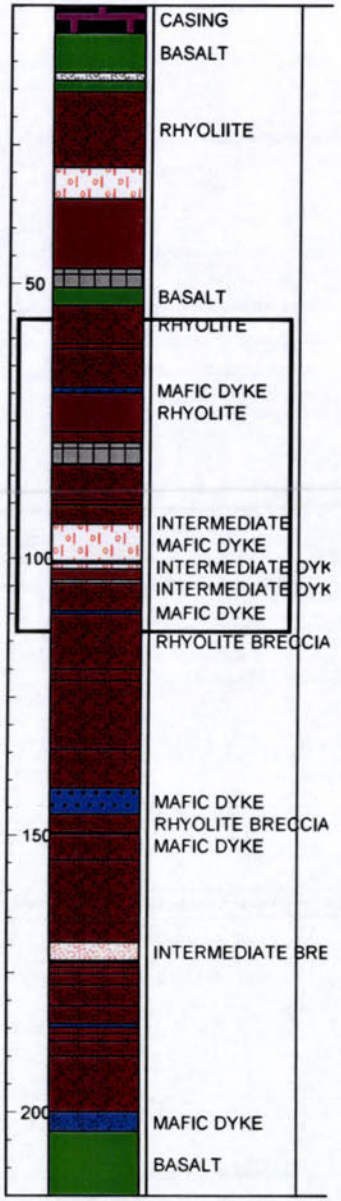

Hole ID: W-018

Easting: 461417

Northing: 5049946 **Azimuth:** 200

Elevation m: 280 **Dip:** -45

Tripple Uranium Resources, Inc.

Drill Core Data Sheet

Final Depth (m): 215

Core Size: NQ

Date Started: June 27, 2007

Date Completed: July 3, 2007

Drilled By: Springdale Forest

Logged by: JTC

Depth	Lithology					Minerals			Alteration				
	From	To	Rx_Code	Rock Type	Description	Sulph.	Fluort.	Molyb.	Qtz/Carb	Clay	B.R.	Black	Sph
	110.1	120.0		RHYOLITIC BRECCIA	rhyolitic breccia, same as 104.5-109.5 but with 10-20% black spots								
120	120.0	122.0		RHYOLITIC BRECCIA	10-20% green patches, 1-5cm wide. Irregular, subrounded								
	122.0	134.5		RHYOLITIC BRECIA	50% subangular to subroundedheterogeneous lithic fragments 1-10 cm diameter (50% rhyolite, 50% grey... chert?)								
130													
	134.5	141.5		RHYOLITIC BRECCIA	same as 122-134.5 but size 1-20mm, 10-15% green alteration clay								
140													
	141.5	146.2		MAFIC DYKE									
	146.2	149.5			rhyolitic breccia, fiamme, 10% black spots, 1-5% green/yellow alteration clay								
150	149.5	149.8		MAFIC DYKE									
	149.8	154.5		RHYOLITIC BRECCIA	rhyolitic breccia, subrounded hot fragments 5-20mm, matrix supported in places. 20-60% green/yellow alteration clay in spots and as matrix								
160	154.5	169.5			rhyolitic/dacitic breccia, fragments subangular to subrounded, 1-20 cm wide, grey spots with 20-80% clay alteration								
	169.5	172.8			10-20% black spots, mafic/intermediate breccia, 5-10% matrix, mafic-intermediate lithic fragments 90%								

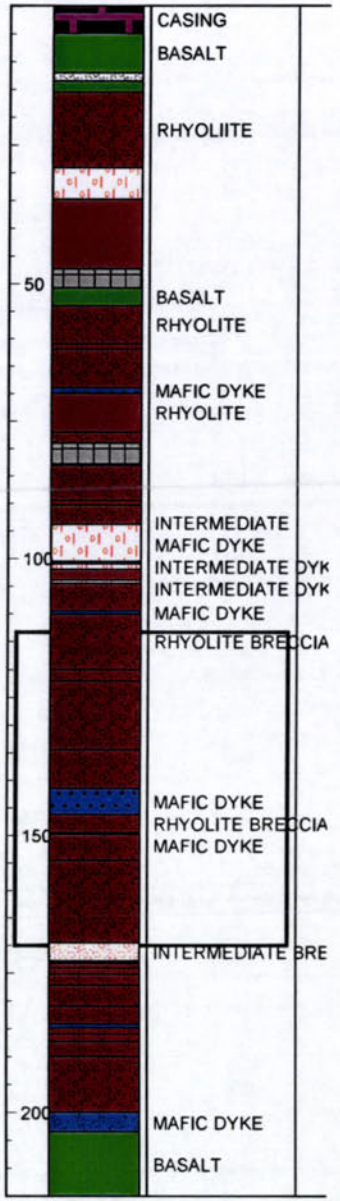

Hole ID: W-018

Easting: 461417

Northing: 5049946 **Azimuth:** 200

Elevation m: 280 **Dip:** -45

Tripple Uranium Resources, Inc.

Drill Core Data Sheet

Final Depth (m): 215

Core Size: NQ

Date Started: June 27, 2007

Date Completed: July 3, 2007

Drilled By: Springdale Forest

Logged by: JTC

Depth	Lithology					Minerals			Alteration				
	From	To	Rx_Code	Rock Type	Description	Sulph.	Fluort.	Molyb.	Qtz/Carb	Clay	B.R.	Black	Sph
	169.5	172.8			10-20% black spots, mafic/intermediate breccia, 5-10% matrix, mafic-intermediate lithic fragments 90%								
	173.0	173.3			heterolithic breccia								
	173.3	174.1		RHYOLITIC BRECCIA	" ", 60% brick red rhyolite 90% brick red fragments, 10% dark grey matrix								
	174.1	175.2			pink rhyolite breccia (70%), 30%pink and yellow grey matrix								
	175.2	177.2			heterolithic breccia, 10% grey matrix								
180	177.2	181.0											
	181.0	184.2			90% brick red fragments, 10% dark grey matrix								
	184.2	184.9		MAFIC DYKE	very fine grain back mafic dyke 90% brick red frags								
	184.9	186.0			50% heterolithic breccia, 50% grey matrix								
	186.0	187.3			dull red breccia, clay (20%)								
190	187.3	190.0											
	190.0	200.0		RHYOLITE BRECCIA	90-95% rhyolite fragments, angular. 1-2% epidote, 5% alteration clay grey/yellow/black very clayey breccia (50% clay) and chlorite								
200	200.0	203.5		MAFIC WITH PYRITE	dark grey mafic breccia. 80-90% subrounded lithic clasts (mafic), 10-15% matrix, 5-10%fine grained disseminated pyrite in between fragments, pyrite in swirly veinlets								
210	203.5	215.0		BASALT	dark to light grey, 5-10% epidote, 5-105 vesicles filled with epidote								
220													

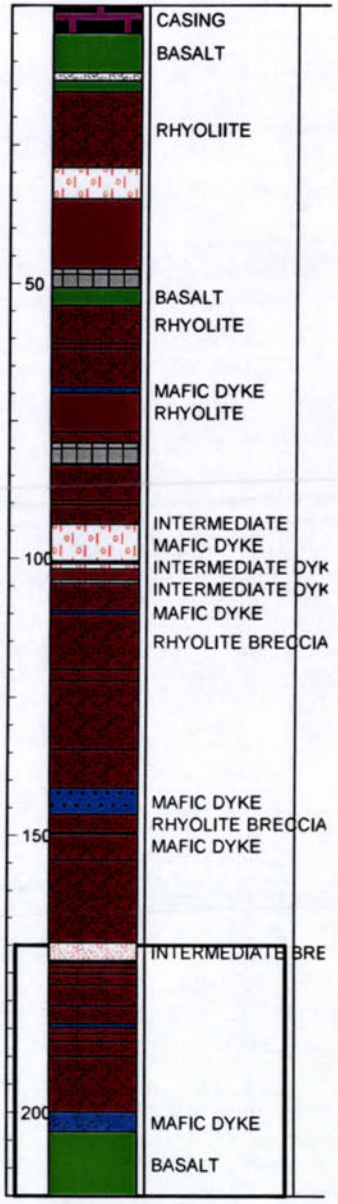

DIAMOND DRILL LOG.

HOLE ID	W-019		
OWNER	Trippie Uranium	LOCATION	WGS-84 Zone 20
PROPERTY	Wentworth A	EASTING	461138
LOCATION	Colchester County, Nova Scotia	NORTHING	5049941
HOLE IDENTITY	DDH W-019	ELEVATION	266m
		LICENCE	07219
DESCRIPTIVE LOCATION	Between Swan Brook and East Branch Swan Brook	NTS SHEET	011E11, 011E12

DIRECTION			
DEPTH	AZ.	DIP	
0	200	-45	
N/A	N/A	N/A	
N/A	N/A	N/A	
Core Size: NQ			

START	10th July 2007
FINISH	17th July 2007
DEPTH	283m
DRILLED BY	Springdale
LOGGED BY	Jose Texidor
LOG DATE	17th July 2007

Note: all samples split with hydraulic splitter

From	To	Secondary units From	Secondary units To	DESCRIPTION	Samples and assay results; all element values in ppm unless otherwise specified: Code	Sample	From	To	Length	Cu	Pb	Zn	Ag	Co	U	Th
0.0	7.5			CASING												
7.5	119.0			RHYOLITIC BRECCIA												
				with mafic dykes. Dull red/brown with 0-10% k-spar												
		11.0	13.5	mafic dyke												
		13.5	14.5	carbonate stringers (5%)												
		14.5	16.7	mafic dyke												
		17.0	20.0	hydrothermally altered breccia, 2% solution cavities, 5% green/yellow clay												
		20.0	23.6	mafic dyke												
		23.6	26.7	blocky core. Altered breccia, up to 20% clay												
		26.7	27.6	mafic dyke												
		27.6	41.0	very broken core, 90% dull red breccia fragments, 10% mafic fragments												
						172627	33.1	34.0	0.9	5	29	280	1.4	8	9.0	13.8
						172628	34.0	34.5	0.5	20	43	140	1.5	2	9.5	15.1
						172629	34.5	35.5	1.0	30	49	130	1	7	9.0	11.9
						172630	35.5	37.8	2.3	20	93	180	0.7	<1	15.9	15.1
						172631	37.8	39.1	1.3	20	51	150	<0.5	<1	11.3	17.8
						172632	39.1	40.2	1.1	5	32	150	<0.5	<1	8.6	16.3
		41.0	43.0	dull red breccia, 190 c.p.s.												
		43.0	44.0	5% quartz/carbonate stringers (80/20)												
		44.0	48.0	intermediate dyke. 0.5% pyrite, 20-30% k-spar (1-3cm)												
						172633	45.8	46.3	0.5	5	49	210	<0.5	10	3.3	10.4
						172634	46.3	46.7	0.4	5	45	330	<0.5	5	3.9	23.3
						172635	46.7	47.0	0.3	5	70	160	<0.5	7	3.4	11.9
						172636	47.0	47.7	0.7	5	48	210	<0.5	10	3.7	10.4
						172637	47.7	48.4	0.7	20	63	280	<0.5	27	1.8	3.1
		48.0	53.0	mafic dyke. 1-2% pyrite on cracks and core sides, euhedral, 1-5mm in stringers (in places) and disseminated												
						172638	48.4	48.9	0.5	10	37	250	<0.5	25	1.3	2.7
						172639	48.9	49.7	0.8	20	15	150	<0.5	1	9.1	15.7
		53.0	55.3	brown red, 15% cracks with black mineral, 2% pink felsic spotting												
						172641	54.7	55.4	0.7	20	27	90	<0.5	<1	6.0	15.6

From	To	Secondary units		DESCRIPTION	Samples and assay results; all element values in ppm unless otherwise specified											
		From	To		Code	Sample	From	To	Length	Cu	Pb	Zn	Ag	Co	U	Th
						172642	55.4	55.9	0.5	10	39	160	<0.5	<1	7.5	16.2
						172643	55.9	57.9	2.0	20	24	110	<0.5	<1	7.4	16.1
		55.3	63.3	brown/dull red/red. 15% brick red, 5% spherules1% quartz												
				56.3 pyrite												
				58.5-59 pyrite, 300, K: 3.2 U: 11.5 Th: 11.7												
				61.2-62.7 pyrite, 210-206, K: 2.6 U: 6.7 Th: 4.4												
						172644	57.5	58.4	0.9	20	41	240	<0.5	<1	11.0	16.2
						172645	58.4	59.0	0.6	10	37	270	<0.5	<1	8.0	16.0
						172646	59.0	60.5	1.5	20	36	230	<0.5	2	46.4	18.5
						172647	60.5	62.8	2.3	10	47	200	<0.5	<1	10.4	15.5
		63.3	65.0	dark grey, medium grained. Random calcite veinlets												
						172648	64.7	65.6	0.9	20	32	190	<0.5	<1	12.7	17.1
		65.0	70.2	brown/dull red, 10-15% black mineral, 2% pink spots												
				67.1 200												
						172649	65.6	66.6	1.0	10	35	260	<0.5	<1	9.1	17.3
						172650	66.6	67.5	0.9	20	36	150	<0.5	<1	9.4	15.4
						172651	67.5	68.7	1.2	10	96	200	<0.5	<1	9.7	19.6
						172652	68.7	69.2	0.5	5	28	1800	<0.5	<1	12.6	18.4
						172653	69.2	70.8	1.6	20	24	80	<0.5	<1	17.9	18.9
		70.2	79.6	Dull red/brown, 2% black green mineral, 1-2% cracks with green/yellow alteration clay, 5% quartz												
				70.5-70.9 190, K: 3.3 U:4.6 Th: 10.9												
				74.7 K: 2.7 U: 7.1 Th: 8.3												
				76.7-77.1 230, K:3 U: 5.7 Th: 1.1												
				79 230												
						172654	70.8	71.7	0.9	5	19	160	<0.5	<1	5.8	16.1
						172655	71.7	73.3	1.6	10	50	90	<0.5	<1	7.9	14.7
						172656	73.3	74.2	0.9	20	14	110	<0.5	<1	7.9	15.7
						172657	74.2	76.5	2.3	20	13	130	<0.5	<1	7.9	16.9
						172658	76.5	77.2	0.7	30	31	130	<0.5	1	14.4	19.4
						172659	77.2	79.2	2.0	20	17	140	<0.5	2	21.0	18.3
		79.6	80.4	grey-dark grey nearing clay, 1% green diss.												
		80.4	83.0	red/dull red, 15% black mineral												
				82.6 K: 2.5 U: 7.2 Th: 8.3												
						172660	80.2	81.2	1.0	20	46	150	<0.5	2	16.4	18.3
						172661	81.2	82.1	0.9	30	85	40	<0.5	3	11.8	15.9
						172662	82.1	82.9	0.8	30	100	160	<0.5	1	11.9	16.7
		83.0	86.8	broken core, red/brown, 2% green veins												
						172663	82.9	83.5	0.6	30	52	70	<0.5	3	9.2	16.0
		86.8	93.1	dull red brown												
				89.1 200 c.p.s. K: 2.5 U: 5 Th: 12												
				banded cracks, 20% brick red, 1% pink spotting 0.5-1cm												

From	To	Secondary units		DESCRIPTION	Samples and assay results; all element values in ppm unless otherwise specified											
		From	To		Code	Sample	From	To	Length	Cu	Pb	Zn	Ag	Co	U	Th
				87-89 broken core, some thick brick red bands, 10% black mineral, diss. Green yellow veining												
				93.1-100.6 dark grey, very fine gained mafic dyke. Disseminated green veins. 90% basalt, 10% felsic												
				94.2 160 c.p.s., very coarse breccia, broken core												
		94.9	95.6	rhyolitic with disseminated green veins												
		100.6	106.5	brown red												
				diss hematitic/ilmonitic cracks with green yellow veins, 10-15% black mineral												
				101.2 150 c.p.s.												
				105 brick red banding, 5% pink spherulites												
		106.5	110.8	brown red broken core, some oxidization, 5% green yellow veins, 10-15% black mineral												
				109.5 180 c.p.s.												
						172664	109.4	110.5	1.1	20	24	50	<0.5	<1	6.8	16.5
		110.8	119.0	felsic red brown, 80% rock, 20% clay matrix, 30% red pink k-spar, epidote clay matrix through fractures												
				111.8 180 c.p.s.		172665	110.5	111.6	1.1	20	31	60	<0.5	1	8.2	14.6
				112 200 c.p.s., K: 2.2% U: 6.9 Th: 9		172666	111.6	111.9	0.3	40	16	140	<0.5	1	28.4	15.6
				112.8 180-200 c.p.s.		172667	111.9	112.4	0.5	40	16	90	<0.5	1	17.3	15.3
				114.9 180-200 c.p.s.		172668	112.4	112.9	0.5	20	15	90	<0.5	<1	6.0	14.8
				116.2 180-200 c.p.s.		172669	112.9	113.9	1.0	40	24	70	<0.5	1	20.3	15.9
				117.0 180-200 c.p.s.		172670	113.9	115.1	1.2	70	36	70	<0.5	1	21.3	17.5
				118.0 mafic intrusive, with chlorite stockwork		172671	115.1	116.1	1.0	40	20	120	<0.5	2	16.7	16.7
						172672	116.1	117.6	1.5	250	38	210	<0.5	2	8.8	15.0
						172673	117.6	118.9	1.3	50	46	170	<0.5	6	5.3	14.9
119.0	143.5			**RHYOLITIC**												
				possible flow, core highly broken at top, smooths towards centre, highly broken towards bottom. Chill margin at bottom												
		119.0	122.0	highly broken rhyolite breccia- abundant black flattened pumice fractures throughout- green yellow clay matrix in fractures, epidote present		172674	118.9	121.5	2.6	10	54	120	<0.5	<1	6.6	16.9
		122.0	135.3	core less broken, felsic rhyolite, flattened pumice fragments, pink crystals mm-wide, green/yellow clay along fractures, highly brecciated at end with apparent epidote in fractures												
						172675	128.0	128.6	0.6	20	96	210	<0.5	<1	10.4	16.6
						172676	128.6	130.0	1.4	30	43	210	<0.5	1	8.3	16.2
						172677	130.0	131.8	1.8	30	42	230	<0.5	1	11.9	17.3
				200 c.p.s. K: 6% U: 5.5 Th: 9.4		172678	131.8	133.9	2.1	20	56	190	<0.5	<1	8.4	15.0
						172679	133.9	135.3	1.4	30	54	180	<0.5	1	13.5	16.5
						172680	135.3	135.3	0.0	10	55	380	<0.5	32	5.8	6.7
		135.3	135.6	mafic intrusion												
		135.6	137.4	rhyolite breccia		172681	135.6	136.2	0.6	20	29	120	<0.5	1	9.4	16.3

From	To	Secondary units		DESCRIPTION	Samples and assay results; all element values in ppm unless otherwise specified											
		From	To		Code	Sample	From	To	Length	Cu	Pb	Zn	Ag	Co	U	Th
		137.4	138.2	rhyolite fragments 1-2cm, subangular, with epidote clay matrix, calcite as well		172682	136.2	136.7	0.5	50	61	200	<0.5	2	15.2	14.5
		138.2	142.0	rhyolite breccia		172683	136.7	137.4	0.7	20	37	130	<0.5	<1	8.0	17.6
						172684	137.4	138.2	0.8	30	81	220	<0.5	1	8.2	23.2
						172685	138.2	138.6	0.4	20	29	120	<0.5	<1	9.0	14.2
						172686	138.6	142.0	3.4	30	65	310	<0.5	<1	9.3	16.1
		142.0	143.6	brown red, felsic with 5% k-spar spherulites 5% calcite veining 5% grey mineral veining		172687	142.0	142.9	0.9	10	33	160	<0.5	<1	9.3	16.7
						172688	142.9	143.6	0.7	10	62	700	<0.5	1	20.5	14.3
		143.6	149.2	mafic dark grey, medium grained, glassy texture 5-10% rhyolitic presence		172689	143.6	143.9	0.3	50	96	310	<0.5	48	0.7	2.2
		149.2	151.0	felsic, brown-red broken core, 15% black mineral veining with some banding, 1% pink spherulites subangular, 2-5% epidote		172690	149.3	150.1	0.8	50	335	900	<0.5	<1	11.5	15.0
						172691	150.1	151.2	1.1	30	64	210	<0.5	3	18.1	14.4
		151.0	154.0	rhyolite, brown-red with mafic intrusions. 5% epidote veining, 7% 0.5-1cm pink spherulites subangular, 5% black mineral, some banding, 1-2% quartz veining		172692	151.2	152.0	0.8	30	51	270	<0.5	20	5.8	9.2
						172693	152.0	152.6	0.6	20	37	210	<0.5	7	14.2	13.0
						172694	152.8	154.0	1.2	40	57	240	<0.5	3	20.2	15.4
		154.0	155.3	broken core, brown-red, with 0.5cm pink spherulites, sub-angular fragments, 5% calcite veining with brick red alteration, some banding		172695	154.0	155.3	1.3	60	174	230	<0.5	<1	13.8	17.0
		155.3	158.0	felsic, brown-red, 0.5-1cm pink spherulites, sub-angular fragments, 5-10% calcite veining with brick red alteration, some banding, chlorite within veining		172696	155.3	156.6	1.3	20	180	420	<0.5	<1	18.4	14.2
				230 c.p.s. K: 3% U: 5.1 Th: 9.1		172697	156.6	158.1	1.5	20	152	410	<0.5	1	26.5	20.7
		158.0	162.9	broken core, brown-red with 10% brick red, 10-20% black mineral, 2-5% k-black mineral with green/yellow ring, spherulites 1-3cm subangular		172698	158.1	159.7	1.6	10	94	150	6.8	1	22.5	18.2
				220 c.p.s. K: 2.4 U: 5.2 Th: 10		172699	159.7	161.5	1.8	40	79	130	<0.5	2	44.4	16.1
				190c.p.s.		172700	161.5	162.9	1.4	10	66	230	<0.5	1	18.6	14.4
		162.9	169.1	felsic-intermediate brown-red broken core, 2% black mineral spotting with 5% yellow green veining, 1% pink spherulites subangular, 5% k-spar, 5% calcite/chlorite veining, some green yellow visible on broken core		172701	162.9	163.2	0.3	20	39	210	<0.5	1	23.7	15.5
		169.1	169.6	mafic dark grey intrusive, medium-grained with biotite and 1% chlorite												
		170.0	171.5	broken core, intermediate with 10% visible pink k-spar, 30-35% breccia. 70% rock, 30% matrix. 5%calcite/chlorite veins, 5% pink spherulites 1-2cm subangular, 5% black unidentified mineral												
						172702	174.3	175.0	0.7	20	47	300	<0.5	1	22.5	20.7
				175.5 230 c.p.s. K: 3.1 U: 6.1 Th: 9.8		172703	175.0	176.1	1.1	10	35	140	<0.5	<1	24.7	14.6
						172704	176.1	176.9	0.8	10	32	190	<0.5	1	8.8	15.4

From	To	Secondary units		DESCRIPTION	Samples and assay results; all element values in ppm unless otherwise specified											
		From	To		Code	Sample	From	To	Length	Cu	Pb	Zn	Ag	Co	U	Th
						172705	176.9	177.4	0.5	5	184	440	<0.5	35	2.7	4.2
		177.8	182.5	mafic to intermediate intrusion, medium grained dyke, pyrite trace, 2% green yellow veining, 1% disseminated calcite veining												
		182.5	183.5	broken core, red-brown with 15-20% black mineral.												
		183.5	184.0	felsic, red-brown, 3% disseminated calcite veining with some yellow green visible in broken core												
		184.0	184.3	mafic dark grey flow, 5% green yellow veining with calcite, 2% pink spherulites 1-3cm subangular, contact with felsic at 135 degrees												
		184.3	184.5	felsic, 15-20% brick red, disseminated calcite veining, 20% green yellow banding, 5-10% chlorite crystallization. Contact with mafic at 135 degrees												
		184.5	186.0	mafic-intermediate grey flow, 2% diss. Green/yellow veining, 10% black mineral, spherulites 0.5-1cm, rounded												
		186.0	187.8	felsic, red-brown, 5-10% yellow-green hairline stockwork, 5% brick red, specks of unindentified black mineral, spherulites												
		187.8	189.2	mafic, grey with calcite veining- flow medium grained to coarse grained. 5-10% yellow green veining, glassy texture with black spherulites, 20% 1-1.5cm rounded, 5% chlorite												
		189.2	202.6	broken core, felsic. 25% green yellow veining and banding, 15% black visible in broken core with some spoting, 5% chlorite, 5% brick red, 5% k-spar/pink spherulites 1-2.5 cm angular												
		202.6	209.0	brown-dark red, 10% pink k-spar shperulites 1-2.5 cm angular, trace pyrite and silver unidentified mineral, brown-dark red, 10% pink k-spar shperulites 1-2.5 cm angular, trace pyrite												
				202.3 5-10% breccia, 80% rock 20% matrix												
		209.0	209.2	felsic flow, 5% rhyolitic spherulites 1-2 cm subangular, yellow green mineral in cracked core												
		209.2	215.3	mafic flow, 10% stockwork of calcite veining with traces of yellow green, 15% black spherulites 1-2.5 cm round. 214 c.p.s.. Light pink angular fragment (felsic within mafic)												
		215.3	216.0	intermediate-felsic, 25% yellow-green hairline stockwork, 390 c.p.s.. K: 2.2 U: 28.5 Th:4.5 10% black occur. 10% diss calcite veining		172706	215.2	215.5	0.3	50	62	40	<0.5	6	143.0	15.9
						172707	215.5	216.0	0.5	40	89	290	<0.5	26	16.8	10.3
		216.0	219.0	mafic glassy texture, medium- to very fine-grained fiamme, 5% calcite veining, 10% black spherulites 1cm wide												
		219.0	225.4	felsic brown-red, 10-15% black mineral, 5-10% pink spherulites 1-2cm wide, trace pyrite, some calcite banding												
		225.4	227.5	dark grey mafic flow medium- to fine-grained, some calcite veining with yellow-green veins, chlorite traces, broken core												
		227.5	231.0	felsic brown/red with some brick red, 240 c.p.s., 15% pink k-spar spherulites 1-3cm angular, 270 c.p.s.. Very glassy texture with green yellow veins, 230 c.p.s..		172708	227.5	228.5	1.0	30	128	250	<0.5	<1	12.1	14.3

From	To	Secondary units		DESCRIPTION	Samples and assay results; all element values in ppm unless otherwise specified											
		From	To		Code	Sample	From	To	Length	Cu	Pb	Zn	Ag	Co	U	Th
						172709	228.5	230.1	1.6	30	176	230	1.1	<1	33.2	14.3
						172710	230.0	231.0	1.0	10	28	120	<0.5	<1	6.4	13.9
						172711	231.0	231.7	0.7	30	94	260	<0.5	<1	20.8	14.3
						172712	231.7	232.4	0.7	40	50	160	<0.5	1	7.2	11.7
						172713	232.4	233.5	1.1	20	68	140	0.7	1	8.0	12.1
						172714	233.5	234.8	1.3	30	103	180	<0.5	1	4.9	13.1
		236.0	244.2	felsic-intermediate dark brown red broken core, 15% pink spherulites 1-3 cm subangular. 10% yellow green veining, black green mineralization, traces pyrite		172715	241.4	241.9	0.5	30	185	360	<0.5	<1	26.6	15.3
						172716	241.9	242.2	0.3	20	44	150	<0.5	<1	13.3	14.9
		244.2	245.8	felsic, red-brown with brick red, upper contact at 35 degrees, 15% black mineral veining, 15% pink spherulites 1-3.5 cm subangular, 1-2% hairline calcite veining. Calcite veins at contact zone- almost pinkish. Yellow green intervals. 1200 c.p.s. K: 3.6% U: 124 Th: 9.1												
		245.8	247.8	mafic-intermediate with felsic presence, medium grained. 15-20% calcite diss. Veining, 5% green yellow veins, erratic felsic spherulites 2-4 cm angular												
		247.8	249.9	felsic brown red. 5% hairline green yellow veining, 15% pink spherulites 0.5-2cm subangular, 20% brick red in bands. 350 c.p.s. K: 0.1% U: 31.7 Th: 10.3 / 450 c.p.s. K: 0.9% U: 40.3 Th: 9												
		249.9	253.8	felsic, red-brown, 5% green yellow diss. Veining with trace chlorite, 5% pink spherulites 1-2 cm subangular 1-2% black green veining												
		253.8	257.4	felsic, brown-red, 2% yellow green veining. Black green spotting. Contact with mafic. 1% pink spherulites 0.5-1cm subangular												
		257.4	283.0	mafic flow. Medium to very fine grained. 5-10% felsic pink spherulites 1-3.5 cm subangular, 5% random calcite veining, 25% black green spotting 2-4cm rounded, 5% yellow green stringers, 5% black mineral, spherulites 0.5cm angular												
				EOH: 283m												

Hole ID: W-019

Easting: 461138

Northing: 5049941 **Azimuth:** 200

Elevation m: 266 **Dip:** -45

Tripple Uranium Resources, Inc.

Drill Core Data Sheet

Final Depth (m): 283.4 **Core Size:** NQ

Date Started: July 10, 2007

Date Completed: July 17, 2007

Drilled By: Springdale Forest

Logged by: JTC/JJF/JT

Depth : From	To	Rx_Code	Rock Type	Description
0.0	7.5		CASING	
7.5	11.0		RHYOLITIC BRECCIA	with mafic dykes. Dull red/brown with 0-10% kspar
11.0	13.5		MAFIC DYKE	mafic dyke
13.5	17.0		RHYOLITE	
17.0	20.0		RHYOLITIC BRECCIA	hydrothermally altered breccia. 2% solution cavities, 5% green/yellow clay
20.0	23.6		MAFIC DYKE	mafic dyke
23.6	26.7		RHYOLITIC BRECCIA	blocky core. Altered breccia. up to 20% clay
26.7	27.6		MAFIC DYKE	mafic dyke
27.6	41.0		RHYOLITIC BRECCIA	very broken core, 90% dull red breccia fragments, 10% mafic fragments
41.0	43.0		RHYOLITIC BRECCIA	dull red breccia, 190 cps
43.0	44.0			5% quartz/carbonate stringers (80/20)
44.0	48.0		INTERMEDIATE DYKE	intermediate dyke. 0.5% pyrite, 20-30% kspar (1-3cm)
48.0	53.0		MAFIC DYKE	mafic dyke. 1-2% pyrite on cracks and core sides, euhedral, 1-5mm in stringers (in places) and disseminated
53.0	55.3		RHYOLITIC BRECCIA	brown red, 15% cracks with black mineral, 2% pink felsic spotting
55.3	63.3		RHYOLITIC BRECCIA	brown/dull red/red. 15% brick red, 5% spherules1% quartz, areas of pyrite

Minerals: Sulph. | Fluort. | Molyb.

Alteration: Qtz/Carb | Clay | B.R. | Black | Sph



Hole ID: W-019

Easting: 461138

Northing: 5049941 **Azimuth:** 200

Elevation m: 266 **Dip:** -45

Tripple Uranium Resources, Inc.

Drill Core Data Sheet

Final Depth (m): 283.4

Core Size: NQ

Date Started: July 10, 2007

Date Completed: July 17, 2007

Drilled By: Springdale Forest

Logged by: JTC/JJF/JT

Depth	Lithology					Minerals			Alteration				
	From	To	Rx_Code	Rock Type	Description	Sulph.	Fluort.	Molyb.	Qtz/Carb	Clay	B.R.	Black	Sph
60	55.3	63.3		RHYOLITIC BRECCIA	brown/dull red/red. 15% brick red, 5% spherules1% quartz, areas of pyrite								
	63.3	65.0		RHYOLITIC BRECCIA	dark grey, medium grained. Random calcite veinlets								
70	65.0	79.6		RHYOLITIC BRECCIA	brown/dull red, 10-15% black mineral, 2% pink spots								
80	79.6	80.4		RHYOLITIC BRECCIA	grey-dark grey nearing clay, 1% green diss.								
	80.4	83.0		RHYOLITIC BRECCIA	red/dull red, 15% black mineral								
	83.0	87.0		RHYOLITIC BRECCIA	broken core, red/brown, 2% green veins								
90	87.0	93.1		RHYOLITIC BRECCIA	broken core, some thick brick red bands, 10% black mineral, diss. Green yellow veining								
	93.1	94.9		MAFIC DYKE	dark grey, very fine gained mafic dyke. Diss. Green veins. 90% basalt, 10% felsic								
100	94.9	100.6		RHYOLITIC BRECCIA	rhyolitic with diss green veins								
	100.6	106.5		INTERMEDIATE DYKE	brown red inter.								
110	106.5	110.8		RHYOLITE	brown red broken core, some oxidization, 5% green yellow veins, 10-15% black mineral								
	110.8	119.0		RHYOLITIC BRECCIA	felsic red brown, 80% rock, 20% clay matrix, 30% red pink kspar, epidote clay matrix through fractures								



Hole ID: W-019

Easting: 461138

Northing: 5049941 **Azimuth:** 200

Elevation m: 266 **Dip:** -45

Tripple Uranium Resources, Inc.

Drill Core Data Sheet

Final Depth (m): 283.4

Core Size: NQ

Date Started: July 10, 2007

Date Completed: July 17, 2007

Drilled By: Springdale Forest

Logged by: JTC/JJF/JT

Depth :	Lithology					Minerals			Alteration				
	From	To	Rx_Code	Rock Type	Description	Sulph.	Fluort.	Molyb.	Qtz/Carb	Clay	B.R.	Black	Sph
	110.8	119.0		RHYOLITIC BRECCIA	felsic red brown, 80% rock, 20% clay matrix, 30% red pink kspar, epidote clay matrix through fractures								
	118.0	118.0		MAFIC DYKE	mafic intrusive vein- chlorite present in fractures								
120	119.0	122.0		RHYOLITIC BRECCIA	core highly broken rhyolite breccia- abundant black flattened pumice fractures thru- green yellow clay matrix in fractures, epidote present								
	122.0	135.3		RHYOLITIC BRECCIA	core less broken, felsic rhyolite, flattened pumice fragments, pink crystals mm. green/yellow clay along fractures, highly brecciated at end with apparent epidote in fractures								
130													
	135.3	135.6		MAFIC DYKE	mafic intrusion								
	135.6	143.6		RHYOLITIC BRECCIA	rhyolite breccia								
	137.4	138.2		RHYOLITIC BRECCIA	rhyolite fragments 1-2cm, subangular, with epidote clay matrix, calcite as well. 60% R 40% M								
140													
	142.0	154.0		RHYOLITIC BRECCIA	brown red, 5% pink kspar spherulites, 15-20% black mineral, some brick red sections with grey mineral								
150													
	154.0	155.3		RHYOLITIC BRECCIA	broken core brown red 0.5cm pink spherulites sub angular 5% calcite veining with brick red, some banding								
	155.3	158.0		RHYOLITIC BRECCIA	felsic brown red, 0.5-1cm pink spherulites sub angular, 5-10% calcite veining with brick red, some banding, chlorite within veining								
160	158.0	162.9		RHYOLITIC BRECCIA	broken core, brown red with 10% brick red, 10-20% black mineral, 2-5% k-black mineral with green/yellow ring, spherulites 1-3cm subangular								
					felsic-intermediate brown red broken core, 2% black mineral spotting with 5% yellow green veining, 1% pink spherulites subangular, 5% kspar, 5% calcite/chlorite veining, some green yellow visible on broken core									
	162.9	169.1		RHYOLITIC BRECCIA	mafic dark grey intrusive, medium grained with biotite and 1% chlorite								
	169.1	169.6		MAFIC DYKE	broken core, intermediate with 10% visible pink kspar, 30-35% breccia. 70% rock, 30% matrix. 5%calcite/chlorite veins, 5% pink spherulites 1-2cm subangular, 5% black mineral occurrs								
	170.0	177.8		RHYOLITIC BRECCIA									



Hole ID: W-019

Easting: 461138

Northing: 5049941 **Azimuth:** 200 **Final Depth (m):** 283.4

Elevation m: 266 **Dip:** -45 **Core Size:** NQ

Tripple Uranium Resources, Inc.

Drill Core Data Sheet

Date Started: July 10, 2007

Date Completed: July 17, 2007

Drilled By: Springdale Forest

Logged by: JTC/JJF/JT

Depth :	Lithology					Minerals			Alteration				
	From	To	Rx_Code	Rock Type	Description	Sulph.	Fluort.	Molyb.	Qtz/Carb	Clay	B.R.	Black	Sph
	170.0	177.8		RHYOLITIC BRECCIA	broken core, intermediate with 10% visible pink kspar, 30-35% breccia. 70% rock, 30% matrix. 5%calcite/chlorite veins, 5% pink spherulites 1-2cm subangular, 5% black mineral occurrs								
	177.8	182.5		MAFIC DYKE	mafic with some intermediate medium grained dyke, pyrite trace, 2% green yellow veining, 1% diss. Calcite veining								
180	182.5	183.5		RHYOLITIC BRECCIA	broken core, red brown with 15-20% black mineral.								
	183.5	184.0		RHYOLITE	felsic red brown, 3% diss. Calcite veining with some yellow green visible in broken core								
	184.0	184.3		MAFIC DYKE	mafic dark grey flow, 5% green yellow veining with calcite, 2% pink spherulites 1-3cm subangular, contact with felsic at 135 degrees								
	184.3	184.5		RHYOLITE	felsic, 15-20% brick red, diss. Calcite veining, 20% green yellow banding, 5-10% chlorite crystallization. Contact with mafic at 135 degrees								
	184.5	186.0		MAFIC DYKE	mafic-intermediate grey flow, 2% diss. Green/yellow veining, 10% black mineral, spherulites 0.5-1cm, rounded								
190	186.0	187.8		RHYOLITE	felsic red brown, 5-10% diss. Yellow green veining, 5% brick red, black mineral, spherulites								
	187.8	189.2		MAFIC DYKE	mafic, grey with calcite veining- flow medium grained to coarse grained. 5-10% yellow green veining, glassy texture with black spherulites. 20% 1-1.5cm rounded, 5% chlorite								
	189.2	202.6		RHYOLITIC BRECCIA	broken core, felsic. 25% green yellow veining and banding. 15% black visible in broken core with some spoting, 5% chlorite, 5% brick red, 5% kspar/pink spherulites 1-2.5 cm angular								
200													
	202.3	202.3		RHYOLITIC BRECCIA	5-10% breccia, 80% rock 20% matrix								
	202.6	209.0		RHYOLITIC BRECCIA	brown-dark red, 10% pink kspar spherulites 1-2.5 cm angular, trace pyrite and x silvery mineral								
	209.0	209.2		RHYOLITIC FLOW	very felsic flow, 5% rhyolitic spherulites 1-2 cm subangular, yellow green mineral in cracked core								
210	209.2	215.3		MAFIC DYKE	mafic flow, 10% calcite veining with traces of yellow green, 15% black spherulites 1-2.5 cm round. 214 cps. Light pink angular fragment (felsic within mafic)								
	215.3	216.0		INTERMEDIATE DYKE	intermediate-felsic. 25% hairline diss yellow green veins. 390 cps. K 2.2 U 28.5 Th 4.5 10% black occur. 10% diss calcite veining								
	216.0	219.0		MAFIC DYKE	mafic glassy texture. Medium to very fine grained flamme. 5% calcite veining. 10% black spherulites 1cm								
220													
	219.0	225.4		RHYOLITE	felsic brown red. 10-15% black mineral occur. 5-10% pink spherulites 1-2cm angular. Trace pyrite, some calcite banding								
	225.4	227.5		RHYOLITE	dark grey mafic flow meduim to fine grained. Some calcite veining with yellow green veins, chlorite traces, broken core								



Hole ID: W-019

Easting: 461138

Northing: 5049941 **Azimuth:** 200

Elevation m: 266 **Dip:** -45

Tripple Uranium Resources, Inc.

Drill Core Data Sheet

Final Depth (m): 283.4

Core Size: NQ

Date Started: July 10, 2007

Date Completed: July 17, 2007

Drilled By: Springdale Forest

Logged by: JTC/JJF/JT

Depth :	Lithology					Minerals			Alteration				
	From	To	Rx_Code	Rock Type	Description	Sulph.	Fluort.	Molyb.	Qtz/Carb	Clay	B.R.	Black	Sph
230	225.4	227.5		RHYOLITE	dark grey mafic flow meduim to fine grained. Some calcite veining with yellow green veins, chlorite traces, broken core								
	227.5	236.0		RHYOLITE	felsic brown/red with some brick red, 240 cps. 15% pink kspar spherulites 1-3cm angular, 270 cps. Very glassy texture with green yellow veins, 230 cps.								
240	236.0	244.2		RHYOLITE	felsic-intermediate dark brown red broken core. 15% pink spherulites 1-3 cm subangular. 10% yellow green veining, black green mineralization, traces pyrite								
	244.2	245.8		RHYOLITE	felsic red brown with brick red at 35 degrees. 15% black mineral veining, 15% pink spherulites 1-3.5 cm subangular, 1-2% hairline calcite veining. Calcite veins at contact zone- almost pinkish. Yellow green intervals. 1200 cps K: 3.6% U: 124 Th: 9.1								
	245.8	247.8		MAFIC DYKE	mafic-intermediate with felsic presence, medium grained. 15-20% calcite diss. Veining, 5% green yellow veins, erratic felsic spherulites 2-4 cm angular								
250	247.8	249.9		RHYOLITE	felsic brown red. 5% hairline green yellow veining, 15% pink spherulites 0.5-2cm subangular, 20% brick red in bands. 350 cps K: 0.1% U: 31.7 Th: 10.3 / 450 cps K: 0.9% U: 40.3 Th: 9								
	249.9	253.8		RHYOLITE	felsic red brown. 5% green yellow diss. Veining with trace chlorite, 5% pink spherulites 1-2 cm subangular 1-2% black green veining								
	253.8	257.4		RHYOLITE	felsic brown red with 2% yellow green veining. Black green spotting. Contact with mafic. 1% pink spherulites 0.5-1cm subangular								
260													
270													
280													



DIAMOND DRILL LOG.

OWNER	Tripple Uranium	LOCATION	WGS-84 Zone 20	DIRECTION			HOLE ID	W-020
PROPERTY	Wentworth A	EASTING	461548	DEPTH	AZ.	DIP	START	11th July 2007
LOCATION	Colchester County, Nova Scotia	NORTHING	5049906	0	200	-45	FINISH	15th July 2007
HOLE IDENTITY	DDH W-020	ELEVATION	285m	212	228	44	DEPTH	212m
		LICENCE	07219	N/A	N/A	N/A	DRILLED BY	Springdale
DESCRIPTIVE LOCATION	Between Swan Brook and East Branch Swan Brook	NTS SHEET	011E11, 011E12	Core Size: NQ			LOGGED BY	Jose Texidor
				Note: all samples split with hydraulic splitter			LOG DATE	15th July 2007

From	To	Secondary units From	Secondary units To	DESCRIPTION	Samples and assay results; all element values in ppm unless otherwise specified											
					Code	Sample	From	To	Length	Cu	Pb	Zn	Ag	Co	U	Th
0.0	4.0			CASING												
4.0	105.0			FELSIC VOLCANICS												
		4.0	10.1	weathered (oxidized), glassy felsic volcanic rock		276424	4.0	5.0	1.0	30	49	260	<0.5	2	8.7	16.1
						276425	5.0	8.0	3.0	20	116	180	<0.5	1	8.5	14.4
						276426	8.0	9.5	1.5	5	64	190	0.6	1	14.4	16.6
						276427	9.5	10.1	0.6	10	40	100	0.6	2	7.2	15.4
		10.1	11.0	mingled felsic and mafic rocks												
		11.0	13.5	salmon red, 5% spherulites, massive, glassy, broken core		276428	11.0	13.5	2.5	20	63	240	0.6	3	23.0	16.1
		13.5	15.5	*ghost* breccia texture, 80% brick red, 10% rust and cavities, 10% black stringers		276429	13.5	15.5	2.0	40	273	570	<0.5	1	16.6	16.5
		15.5	16.7	mafic dyke												
		16.7	17.4	grey, weathered, 10% oxidized		276430	16.7	17.4	0.7	80	706	930	<0.5	1	14.6	15.6
		17.4	18.5	10% oxidized, black spots		276431	17.4	18.5	1.1	20	284	490	<0.5	<1	12.4	15.8
		18.5	19.9	10% oxidized, black spots		276432	18.5	19.9	1.4	30	75	240	0.6	<1	18.2	15.5
		19.9	21.0	10% oxidized, black spots, 0.5% pyrite		276433	19.9	21.0	1.1	20	42	300	<0.5	2	12.8	14.8
		21.0	22.0	very broken core, 90% grey (massive), 10% oxidized		276434	21.0	22.0	1.0	50	32	290	0.7	2	16.3	16.3
		22.0	23.0	very broken core, 90% grey (massive), 10% oxidized		276435	22.0	23.0	1.0	40	33	300	0.6	2	15.4	16.9
		23.0	26.5	very broken core, massive grey fragments, 10% oxidized		276436	23.0	26.5	3.5	20	392	690	0.6	2	10.5	14.2
		26.5	29.3	felsic, grey alteration, with ghost fiamme/banding												
		29.3	30.3	mafic dyke, massive, 1-2% pyrite: anhedral, disseminated, medium-grained		276494	29.3	30.3	1.0	60	196	460	<0.5	43	0.8	2.2
		30.3	31.0	mafic dyke, massive, 1-2% pyrite: anhedral, disseminated, medium-grained		276495	30.3	31.0	0.7	50	175	450	<0.5	46	0.9	2.4
		31.0	34.7	very broken core, weathered, brecciated, 1-2% black spots, trace very fine grained pyrite		276496	31.0	34.7	3.7	20	57	190	<0.5	2	11.6	17.0
		34.7	35.7	mafic dyke, 10-20% biotite specks, 5-10% zeolite-filled vesicles?		276497	34.7	35.7	1.0	110	36	510	<0.5	38	1.1	1.8
		35.7	36.5	mafic dyke, dark grey, 1% fine-grained to very fine-grained disseminated pyrite: subhedral, 1-5mm wide		276498	35.7	36.5	0.8	40	199	410	<0.5	39	1.2	2.1
		36.5	38.4	grey andesitic/mafic dyke, 20% biotite, chill margin towards base, 5% epidote												
		38.4	40.5	brecciated dull red felsic, 20-30% matrix filling cracks: 50% epidote, 30% calcite, 20% green/yellow clay with black spots												

From	To	Secondary units		DESCRIPTION	Samples and assay results; all element values in ppm unless otherwise specified											
		From	To		Code	Sample	From	To	Length	Cu	Pb	Zn	Ag	Co	U	Th
		40.5	42.5	very broken core, pink, 80% brecciated felsic, 20% pink matrix, cracks filled by green/yellow clay, trace very fine-grained calcite, disseminated												
		42.5	61.5	mafic dyke, 10% epidote and calcite, on cracks, coarse-grained, but fine grained towards base		276437	43.0	44.0	1.0	5	136	400	<0.5	50	0.7	1.3
						276438	44.0	45.4	1.4	50	67	350	<0.5	50	0.5	1.2
		61.5	64.5	broken core, dull red/brown, 5% spherulites, 5% black spots, 2% epidote												
		64.5	65.7	mafic dyke, fine-grained on margins and coarse-grained on core, 10% epidote and quartz on cracks												
		65.7	74.1	pink flow-banded felsic, 5-10% spherulites												
		74.1	83.4	mafic dyke, with chill margins, core fractured, 10% epidote on cracks, cracks filled by calcite												
		83.4	84.5	70-90% brick red, 5% epidote, 5% spherulites, 5% black, very fine-grained stringers												
		84.5	85.6	70-90% brick red, 5% epidote, 5% spherulites, 5% black, very fine-grained stringers, trace pyrite		276439	84.5	85.6	1.1	30	107	420	1.4	1	10.5	15.9
		85.6	86.6	70-90% brick red, 5% epidote, 5% spherulites, 5% black, very fine-grained stringers, trace pyrite		276440	85.6	86.6	1.0	40	217	330	<0.5	1	8.3	19.5
		86.6	87.6	70-90% brick red, 5% epidote, 5% spherulites, 5% black, very fine-grained stringers		276441	86.6	87.6	1.0	50	125	270	0.9	2	10.2	18.7
		87.6	89.4	70-90% brick red, 5% epidote, 5% spherulites, 5% black, very fine-grained stringers												
		89.4	91.6	pink felsic, breccia, 15% matrix												
		91.6	99.0	mafic/intermediate dyke, very fine-grained black, glossy												
		99.0	105.0	brick red to dull red, glassy/vitreous, 5% spherulites, *ghost* angular fragments												
105.0	110.6			**FAULT BRECCIA**												
		105.0	106.0	60% felsic 40% mafic fragments												
		106.0	106.4	70-80% clay, 20% mafic fragments												
		106.4	106.8	very broken core, 60% grey/pink alteration clay												
		106.8	107.3	60% pink alteration, 40% clay matrix												
		107.3	108.0	80% mafic fragments, 20% black clay												
		108.0	109.6	30% sub-angular fragments, 70% pink/white matrix												
		109.6	110.6	70% mafic rock fragments, 30% black/grey clay												
110.6	178.6			**LITHIC TUFF**												
				angular to sub-rounded fragments held by matrix												
		110.6	112.2	brown/beige breccia with 20% pink fragments, 2-3% calcite (in veinlets), 2-5% fluorite		276442	110.6	111.2	0.6	10	384	150	<0.5	4	6.4	21.2
		112.2	112.6	70% mafic and felsic fragments, 30% matrix (calcite, clay)		276443	111.2	112.2	1.0	20	341	150	<0.5	3	4.8	16.0
						276444	112.2	112.6	0.4	20	133	190	0.8	3	6.8	21.5
		112.6	116.7	heterolithic breccia, 30% lithic sub-angular fragments, 70% cream colour matrix		276445	112.6	113.8	1.2	30	120	240	<0.5	3	6.7	21.2
						276446	113.8	115.2	1.4	20	223	340	<0.5	4	7.4	24.3

From	To	Secondary units		DESCRIPTION	Samples and assay results; all element values in ppm unless otherwise specified											
		From	To		Code	Sample	From	To	Length	Cu	Pb	Zn	Ag	Co	U	Th
						276447	115.2	116.7	1.5	10	154	290	<0.5	5	7.4	22.5
		116.7	117.2	heterolithic breccia, 60% fragmentsm 40% matrix		276448	116.7	117.2	0.5	20	55	70	<0.5	3	5.7	20.0
		117.2	118.6	heterolithic breccia, 60% fragmentsm 40% matrix, trace disseminated fine-grained pyrite, also as replacement in some lithic fragments		276449	117.2	118.6	1.4	5	42	110	<0.5	4	9.1	23.1
		118.6	119.4	70% lithic fragments, sub-rounded		276450	118.6	119.4	0.8	5	37	80	<0.5	3	7.5	24.7
		119.4	120.8	70% lithic fragments, sub-rounded, 5% pink spherulites												
		120.8	122.0	20% lithic fragments, sub-rounded, 5% pink spherulites, 80% cream/beige matrix		276452	120.8	122.0	1.2	5	32	50	<0.5	3	6.6	22.1
		122.0	123.5	20% lithic fragments, sub-rounded, 5% pink spherulites, 80% cream/beige matrix, with trace pyrite		276453	122.0	123.5	1.5	50	119	180	<0.5	3	7.8	24.7
		123.5	125.0	20% lithic fragments, sub-rounded, 5% pink spherulites, 80% cream/beige matrix, with trace pyrite		276454	123.5	125.0	1.5	30	92	130	<0.5	3	6.4	22.3
		125.0	126.7	20% lithic fragments, sub-rounded, 5% pink spherulites, 80% cream/beige matrix, with trace pyrite		276455	125.0	126.7	1.7	5	97	120	<0.5	2	6.2	22.2
		126.7	127.1	mafic dyke												
		127.1	128.6	20% lithic fragments, sub-rounded, 5% pink spherulites, 80% cream/beige matrix, with trace pyrite		276456	127.1	128.6	1.5	10	64	310	<0.5	4	7.0	22.5
		128.6	129.4	20% lithic fragments, sub-rounded, 20% pink spherulites, 60% cream/beige matrix, with trace pyrite		276457	128.6	129.4	0.8	20	79	220	<0.5	5	6.6	21.4
		129.4	130.6	40% lithic fragments, 60% cream/beige matrix		276458	129.4	130.6	1.2	10	70	150	<0.5	4	6.9	22.7
		130.6	131.3	40% lithic fragments, 60% cream/beige matrix, lithic fragments up to 10 cm wide		276459	130.6	131.3	0.7	50	64	70	<0.5	2	5.7	19.9
		131.3	131.6	40% lithic fragments, 60% red matrix, lithic fragments up to 10 cm wide		276460	131.3	131.6	0.3	5	40	40	<0.5	2	5.5	19.0
		131.6	132.6			276461	131.6	132.6	1.0	30	59	90	<0.5	3	6.4	22.4
		132.6	133.9	mafic dyke												
		133.9	135.4	40% lithic fragments, 60% red matrix, lithic fragments 1-5 cm wide		276462	133.9	135.4	1.5	20	62	70	<0.5	3	7.4	22.0
		135.4	136.6	40% lithic fragments, 60% red matrix, lithic fragments 1-5 cm wide		276463	135.4	136.6	1.2	30	37	70	<0.5	3	8.2	22.0
		136.6	137.0	40% lithic fragments, 60% dark grey matrix		276464	136.6	137.0	0.4	20	35	70	<0.5	2	9.8	28.8
		137.0	138.5	heterolithic breccia, 70% sub-rounded fragments, 10-15% very fine-grained black stringers		276465	137.0	138.5	1.5	5	39	40	<0.5	1	7.2	26.8
		138.5	139.0	40% flattened, sub-rounded lithic fragments, 60% cream matrix		276466	138.5	139.0	0.5	10	37	60	<0.5	2	7.3	26.9
		139.0	139.4	90% black massive aphanitic texture, 5% pink spherulite, 5% black lithic fragments		276467	139.0	139.4	0.4	5	59	90	<0.5	2	9.6	26.8
		139.4	139.7	50% flattened dark red felsic fragments, 30% dark pink fragments, 20% epidote and unknown very fine-grained black mineral		276468	139.4	139.7	0.3	5	59	110	<0.5	2	9.0	28.3
		139.7	140.5	50% flattened dark red felsic fragments, 30% dark pink fragments, 20% epidote and unknown very fine-grained black mineral		276469	139.7	140.5	0.8	30	78	110	<0.5	2	7.5	25.8
		140.5	141.5	50% flattened dark red felsic fragments, 30% dark pink fragments, 20% epidote and unknown very fine-grained black mineral		276470	140.5	141.5	1.0	20	47	60	<0.5	2	5.8	22.9

From	To	Secondary units		DESCRIPTION	Samples and assay results; all element values in ppm unless otherwise specified											
		From	To		Code	Sample	From	To	Length	Cu	Pb	Zn	Ag	Co	U	Th
		141.5	144.4	mafic dyke, very fine-grained, black												
		144.4	147.7	dark red breccia												
				70% dark red angular fragments, 25% very fine-grained beige matrix, 5% epidote, 5% very fine-grained black mineral												
		147.7	149.2	very fine-grained mafic dyke, 5% calcite												
		149.2	153.2	70% dark red and black sub-rounded 1-3 cm wide fragments, 20% very fine-grained red matrix, 5% epidote, 5% very fine-grained black mineral												
		153.2	155.0	mafic dyke, very fine-grained, black												
		155.0	159.3	pink/dull red, 20% spherulites, 10% flattened back/grey fragments, 60% very fine-grained red/grey matrix, trace molybdenite? on cracks												
		159.3	162.2	mafic dyke, light grey, brecciated, 5% epidote												
		162.2	168.7	dark red/pink felsic breccia												
				10-15% red and black sub-angular fragments, slightly flattened												
				5-10% spherulites, 70% very fine-grained pink/red matrix												
		168.7	169.6	mafic dyke, black, very fine-grained, 5% calcite												
		169.6	176.0	felsic breccia, pink, 5% 1-2 cm wide lithic fragments, 5-10% pink spherulites, 80% pink/red very fine-grained matrix, 1-3% calcite												
		176.0	178.6	mafic dyke, 2-3% plag phenocrysts, 98% very fine-grained aphanitic matrix												
178.6	197.3			**FELSIC BRECCIA**												
				dark red to purple, 5-25% flattened lithic fragments, vitreous/glassy texture												
						276471	178.6	180.0	1.4	30	92	120	<0.5	2	4.9	22.2
						276472	180.0	181.0	1.0	20	49	100	<0.5	<1	4.3	21.5
						276473	181.0	181.7	0.7	10	97	140	<0.5	1	4.4	22.7
						276474	181.7	183.0	1.3	20	225	380	<0.5	<1	4.6	21.5
						276475	183.0	184.0	1.0	20	231	450	<0.5	<1	4.9	21.5
						276476	184.0	184.4	0.4	30	90	310	<0.5	13	3.3	15.2
		184.4	185.6	mafic dyke, dark grey, aphanitic, 1-2% calcite veinlets												
						276477	185.6	186.7	1.1	20	50	160	<0.5	2	4.2	23.0
						276478	186.7	188.0	1.3	20	118	310	<0.5	<1	4.0	20.8
						276479	188.0	189.0	1.0	30	100	190	<0.5	1	4.4	21.5
						276480	189.0	190.0	1.0	20	142	320	<0.5	1	4.3	22.5
						276481	190.0	191.3	1.3	10	124	390	<0.5	1	4.6	22.6
						276482	191.3	192.0	0.7	10	60	290	<0.5	1	4.7	22.3
						276483	192.0	193.0	1.0	20	43	130	<0.5	1	4.6	20.2
						276484	193.0	194.5	1.5	20	48	110	<0.5	<1	4.5	19.2
		194.5	197.3	5-15% green/yellow clay matrix		276485	194.5	195.0	0.5	20	80	190	<0.5	1	4.2	20.1
						276486	195.0	196.3	1.3	10	50	160	<0.5	1	4.4	19.8
						276487	196.3	197.3	1.0	20	59	150	<0.5	2	8.0	21.3

From	To	Secondary units		DESCRIPTION	Samples and assay results; all element values in ppm unless otherwise specified											
		From	To		Code	Sample	From	To	Length	Cu	Pb	Zn	Ag	Co	U	Th
197.3	212.4			**FELSIC BRECCIA**												
				20% lithic fragments, varying from sub-angular to sub-rounded, flattened to unflattened, 1-10 cm wide, 0-10% pink spherulites, 20-60% pink/red very fine-grained matrix												
						276488	197.3	198.6	1.3	20	53	160	<0.5	2	7.9	28.0
						276489	198.6	200.2	1.6	10	59	200	<0.5	2	6.6	25.8
		200.2		boundary from pink matrix to red matrix, fragments become *ghost* textures		276490	200.2	201.3	1.1	20	35	120	<0.5	2	6.6	21.6
		201.3	205.4	angular lithic fragments, 5-10 cm wide		276491	201.3	203.1	1.8	20	45	100	<0.5	2	6.8	21.0
						276492	203.1	204.0	0.9	10	57	160	<0.5	2	7.1	23.7
						276493	204.0	205.4	1.4	10	44	50	<0.5	1	6.3	21.1
		205.4	208.2	red lithic fragments, angular, 1-3 cm wide, 1-2% quartz stringers, 40% aphanitic pink/red matrix												
		208.2	212.5	40-60% red lithic clasts, subangular, 10-20% green/yellow clay and epidote matrix, 1-3% solution cavities												
				EOH: 212.5m												

Hole ID: W020

Easting: 461548

Northing: 5049906 **Azimuth:** 200

Elevation m: 285 **Dip:** -45

Tripple Uranium Resources, Inc.

Drill Core Data Sheet

Final Depth (m): 212.5

Core Size: NQ

Date Started: July 11, 2007

Date Completed: July 15, 2007

Drilled By: Springdale Forest

Logged by: James Miller

Depth	From	To	Rx_Code	Rock Type	Description	Minerals: Sulph.	Minerals: Fluort.	Minerals: Molyb.	Alteration: Qtz/Carb	Alteration: Clay	Alteration: B.R.	Alteration: Black	Alteration: Sph
						3 6 9	3 6 9	3 6 9	3 6 9	3 6 9	3 6 9	3 6 9	3 6 9
10	0.0	22.4		OVERBURDEN	Overburden								
20	22.5	23.5		MAFIC DYKE	mafic dyke, black very fine grained								
	23.5	26.5		RHYOLITIC BRECCIA	dark brown, grey felsic breccia, glassy/vitreous texture								
	26.5	29.0		RHYOLITIC BRECCIA	poor recovery, broken core, 2% pink spherolites, brown/beige								
	29.0	32.0		RHYOLITIC BRECCIA	partially flattened 30% subrounded fragments								
30	32.0	36.5		RHYOLITIC BRECCIA	partially flattened brick red fragments (40%), 2% spherolites								
	36.5	37.3		RHYOLITIC BRECCIA	massive dark red texture, ghost fragments								
	37.3	38.0		RHYOLITIC BRECCIA	brick red, trace pyrite								
	38.0	38.3		INTERMEDIATE BRECCIA	massive dark red texture								
	38.3	38.7		RHYOLITIC BRECCIA	intermediate breccia								
40	38.7	40.7		MAFIC DYKE	dark red (50%), brown/brick red (50%)								
	40.7	46.4		RHYOLITIC BRECCIA	mafic dyke, 5% epidote on hairline cracks, 2% calcite								
50	46.4	54.0		MAFIC DYKE	very broken core, poor recovery, 50/50 brick red, brown								
	54.0	59.1			mafic flow, 5% epidote, grades to intermediate feldpar at base								



Hole ID: W020

Easting: 461548

Northing: 5049906 **Azimuth:** 200

Elevation m: 285 **Dip:** -45

Tripple Uranium Resources, Inc.

Drill Core Data Sheet

Final Depth (m): 212.5

Core Size: NQ

Date Started: July 11, 2007

Date Completed: July 15, 2007

Drilled By: Springdale Forest

Logged by: James Miller

Depth	From	To	Rx_Code	Rock Type	Description	Sulph.	Fluort.	Molyb.	Qtz/Carb	Clay	B.R.	Black	Sph
						3 6 9	3 6 9	3 6 9	3 6 9	3 6 9	3 6 9	3 6 9	3 6 9
	54.0	59.1		MAFIC DYKE	mafic flow, 5% epidote, grades to intermediate feldpar at base								
60	59.1	59.3		RHYOLITIC BRECCIA	90% dark red felsic breccia fragments, 10% very fine grained								
	59.3	59.6		RHYOLITIC BRECCIA	90% dark red felsic breccia fragments, 10% very fine grained 370 cps, 15% green/yellow altered clay								
	59.6	60.4		RHYOLITIC BRECCIA	very broken core, black 270 cps								
	60.4	60.6		RHYOLITIC BRECCIA	brick red (90%), black very fine grained mineral (10%), 670 cps 460 cps								
	60.6	60.8		RHYOLITIC BRECCIA	190 cps 250 cps, 40% brick red, 2% calcite								
70	60.8	61.0		RHYOLITIC BRECCIA	90% brick red, 10% very fine grained balck mineral 730 cps, spectrometer assay results: TOT. 1325, K. 1.8%, U. 52.1								
	61.0	61.3		RHYOLITIC BRECCIA	broken core, 300 cps 10% brick red, 5% very fine grained mineral, 85% brown/beige								
	61.3	61.6		RHYOLITIC BRECCIA	20% brick red, 20% very fine grained black mineral banded brick red, 5% spherolites, 5% black mineral stripes								
	61.6	62.0		RHYOLITIC BRECCIA	brown/beige, glassy/vitreous felsic breccia, extensive hairline								
	62.0	62.3		RHYOLITIC BRECCIA	20% brick red, 5% very fine grained black mineral, 200 cps								
	62.3	62.7		RHYOLITIC BRECCIA	80% brick red, 15% very fine grained black mineral								
80	62.7	64.0		RHYOLITIC BRECCIA	10% brick red, 80% dark red brown, 5% altered clay (green/yellow) 10% brick red, 80% dark red brown, 20% altered clay								
	64.0	65.1		RHYOLITIC BRECCIA									
	65.1	67.0		RHYOLITIC BRECCIA									
	67.0	67.5		RHYOLITIC BRECCIA	flow-banding, 40% brick red, 60% brown/beige, 5-10% very fine grained black mineral								
	67.5	77.1		RHYOLITIC BRECCIA									
90	77.1	78.0		RHYOLITIC FLOW									
	78.0	78.3											
	78.3	79.3											
	79.3	79.6											
	79.6	94.6											
100	94.6	104.0		MAFIC DYKE	chill margin at top contact, coarser down hole								
110													



DIAMOND DRILL LOG.

OWNER	Tripple Uranium	LOCATION	WGS-84 Zone 20	DIRECTION			HOLE ID	W-021
PROPERTY	Wentworth A	EASTING	461055	DEPTH	AZ.	DIP	START	16th July 2007
LOCATION	Colchester County, Nova Scotia	NORTHING	5050070	0	200	-60	FINISH	18th July 2007
HOLE IDENTITY	DDH W-021	ELEVATION	232m	98	224	-58	DEPTH	104m
		LICENCE	07219	N/A	N/A	N/A	DRILLED BY	Springdale
DESCRIPTIVE LOCATION	Between Swan Brook and East Branch Swan Brook	NTS SHEET	011E11, 011E12	Core Size: NQ			LOG DATE	18th July 2007
				Note: all samples split with hydraulic splitter				

From	To	Secondary units From	Secondary units To	DESCRIPTION	Samples and assay results; all element values in ppm unless otherwise specified: Code	Sample	From	To	Length	Cu	Pb	Zn	Ag	Co	U	Th
0.0	22.4			CASING												
22.5	94.0			FELSIC BRECCIA												
				highly weathered at top, very broken, very low c.p.s.												
		22.5	23.5	mafic dyke, black very fine grained												
		23.5	26.5	dark brown, grey felsic breccia, glassy/vitreous texture												
				ghost fragments												
		26.5	29.0	poor recovery, broken core, 2% pink spherolites, brown/beige												
				2% altered clay (yellow/green), flow banding, flattened pumice												
		29.0	32.0	partially flattened 30% subrounded fragments												
		32.0	36.5	partially flattened brick red fragments (40%), 2% spherolites												
		36.5	37.3	massive dark red texture, ghost fragments												
		37.3	38.0	brick red, trace pyrite												
		38.0	38.3	massive dark red texture												
		38.3	38.7	intermediate breccia												
		38.7	40.7	dark red (50%), brown/brick red (50%)												
		40.7	46.4	mafic dyke, 5% epidote on hairline cracks, 2% calcite												
		46.4	54.0	very broken core, poor recovery, 50/50 brick red, brown												
				flattened fragments, 5% very fine grained black stringers												
		54.0	59.1	mafic flow, 5% epidote, grades to intermediate feldpar at base												
59.1	67.7			FELSIC BRECCIA												
		59.1	59.3	90% dark red felsic breccia fragments, 10% very fine grained		172717	59.1	59.3	0.2	10	29	80	<0.5	2	10.2	15.5
				black stringers		172718	59.3	59.6	0.3	5	34	100	<0.5	<1	4.5	16.4
		59.3	59.6	90% dark red felsic breccia fragments, 10% very fine grained		172719	59.6	59.8	0.2	20	31	180	<0.5	<1	4.5	14.2
				black stringers, 5% calcite, 2% altered clay (yellow/green)		172720	59.8	60.0	0.2	5	21	120	<0.5	<1	3.9	12.7
		59.6	59.8	370 c.p.s., 15% green/yellow altered clay												
		59.8	60.0	400 c.p.s.												
		60.0	60.4	350 c.p.s.		172721	60.0	60.4	0.4	10	27	150	<0.5	<1	17.0	19.6
		60.4	60.6	very broken core, black		172722	60.4	60.6	0.2	40	59	1110	<0.5	3	170.0	20.7
		60.6	60.8	270 c.p.s.		172723	60.6	60.8	0.2	20	113	220	<0.5	1	30.9	13.4
		60.8	61.0	brick red (90%), black very fine grained mineral (10%), 670 c.p.s.		172724	60.8	61.0	0.2	290	454	1060	<0.5	1	361.0	23.2
				spectrometer assay results: TOT: 987, K: 2.4%, U: 35.1, Th: 6.5		172725	61.0	61.3	0.3	30	127	240	0.6	<1	193.0	21.6
		61.0	61.3	460 c.p.s.		172726	61.3	61.6	0.3	5	170	560	<0.5	<1	14.5	13.1
		61.3	61.6	190 c.p.s.		172727	61.6	62.0	0.4	20	82	160	<0.5	<1	43.2	20.3
		61.6	62.0	250 c.p.s., 40% brick red, 2% calcite												

From	To	Secondary units		DESCRIPTION	Samples and assay results; all element values in ppm unless otherwise specified											
		From	To		Code	Sample	From	To	Length	Cu	Pb	Zn	Ag	Co	U	Th
		62.0	62.3	90% brick red, 10% very fine grained balck mineral		172728	62.0	62.3	0.3	5	76	150	<0.5	<1	14.5	17.5
		62.3	62.7	730 c.p.s., spectrometer assay results: TOT: 1325, K: 1.8%, U: 52.1		172729	62.3	62.4	0.1	20	50	140	<0.5	<1	8.9	15.6
				Th: 10.4		172730	62.4	62.7	0.3	20	95	260	<0.5	1	35.9	18.0
		62.7	64.0	broken core, 300 c.p.s.		172731	62.7	64.0	1.3	20	50	110	<0.5	5	45.0	17.9
		64.0	65.1	10% brick red, 5% very fine grained mineral, 85% brown/beige												
				300 c.p.s.												
		65.1	67.0	20% brick red, 20% very fine grained black mineral		172732	64.0	65.1	1.1	20	62	110	<0.5	<1	16.1	15.8
		67.0	67.5	banded brick red, 5% spherolites, 5% black mineral stripes		172733	65.1	67.0	1.9	30	39	240	<0.5	1	26.0	17.9
				spectrometer assay results: TOT: 520, K: 1.8%, U: 11.9, Th: 9.8		172734	67.0	67.5	0.5	10	27	490	<0.5	1	16.1	15.6
		67.5	77.1	brown/beige, glassy/vitreous felsic breccia, extensive hairline												
				cracks, 5-10% green/yellow altered clay, 2% calcite, on												
				isolated cracks												
		77.1	78.0	20% brick red, 5% very fine grained black mineral, 200 c.p.s.		172735	77.1	78.0	0.9	5	45	110	<0.5	1	16.9	17.4
				spectrometer assay results: K: 2.5%, U: 7.7, Th: 9.7												
				trace pyrite												
		78.0	78.3	80% brick red, 15% very fine grained black mineral		172736	78.0	78.3	0.3	10	111	270	6.9	3	30.8	21.2
				5% molybdenite												
		78.3	79.3	10% brick red, 80% dark red brown, 5% altered clay (green/yellow)		172737	78.3	79.3	1.0	5	32	80	3.8	2	10.5	15.2
				5% very fine grained black mineral												
		79.3	79.6	10% brick red, 80% dark red brown, 20% altered clay		172738	79.3	79.6	0.3	5	117	200	1.1	1	4.6	16.5
				(green/yellow)												
		79.6	94.6	flow-banding, 40% brick red, 60% brown/beige, 5-10% very fine												
				grained black mineral												
				91-94.6: poor recovery, broken, 10-15% yellow clay												
94.6	104.0			**MAFIC DYKE**												
				chill margin at top contact, courser down hole												
				EOH: 104m												

Hole ID: w021

Easting: 461033

Northing: 5050070 **Azimuth:** 200

Elevation m: 232 **Dip:** -60

Tripple Uranium Resources, Inc.

Drill Core Data Sheet

Final Depth (m): 104

Core Size: NQ

Date Started: July 16, 2007

Date Completed: July 18, 2007

Drilled By: Springdale Forest

Logged by: JTC

Depth	Lithology					Minerals			Alteration				
	From	To	Rx_Code	Rock Type	Description	Sulph.	Fluort.	Molyb.	Qtz/Carb	Clay	B.R.	Black	Sph
	0.0					3 6 9	3 6 9	3 6 9	3 6 9	3 6 9	3 6 9	3 6 9	3 6 9
7				CASING. WEATHERED	very weathered (oxidized, very broken, very low cps								
14		22.5											

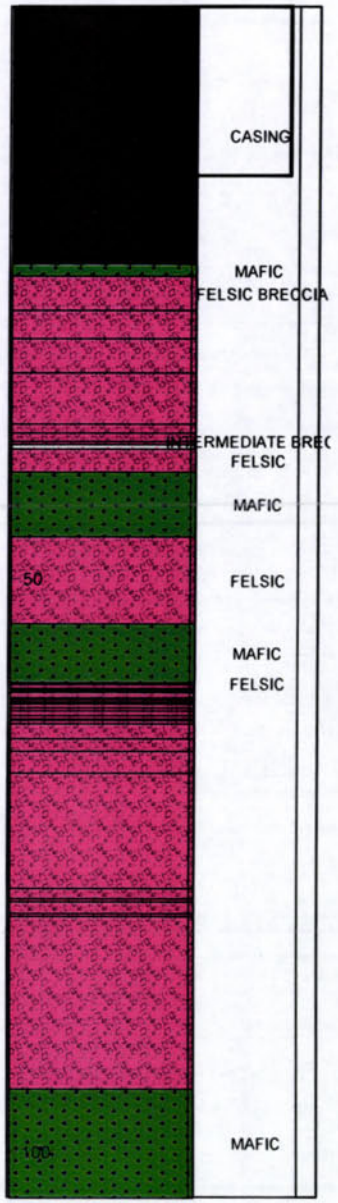

Hole ID: w021

Easting: 461033

Northing: 5050070 **Azimuth:** 200

Elevation m: 232 **Dip:** -60

Tripple Uranium Resources, Inc.

Drill Core Data Sheet

Final Depth (m): 104

Core Size: NQ

Date Started: July 16, 2007

Date Completed: July 18, 2007

Drilled By: Springdale Forest

Logged by: JTC

Depth	Lithology				Minerals			Alteration				
	From	To	Rx_Code	Rock Type	Description	Sulph.	Fluort.	Molyb.	Qtz/Carb	Clay	B.R.	Black	Sph
15	0.0												
16													
17													
18				CASING, WEATHERED	very weathered (oxidized, very broken, very low cps								
19													
20													
21													
22		22.5											
23	22.5	23.5		MAFIC DYKE	mafic dyke, black, very fine grained								
24	23.5												
25				FELSIC BRECCIA	dark brown/grey felsic breccia, glassy vitreous texture, "ghost" fragments								
26		26.5											
27	26.5												
28				FELSIC BRECCIA	poor recovery, broken core. 2% pink spherulites, brown/beige. 2% alteration clay (yellow/green). Flow banding texture and flattened pumice								
29		29.0											
	29.0	32.0		FELSIC BRECCIA	partially flattened 30% subrounded fragments								

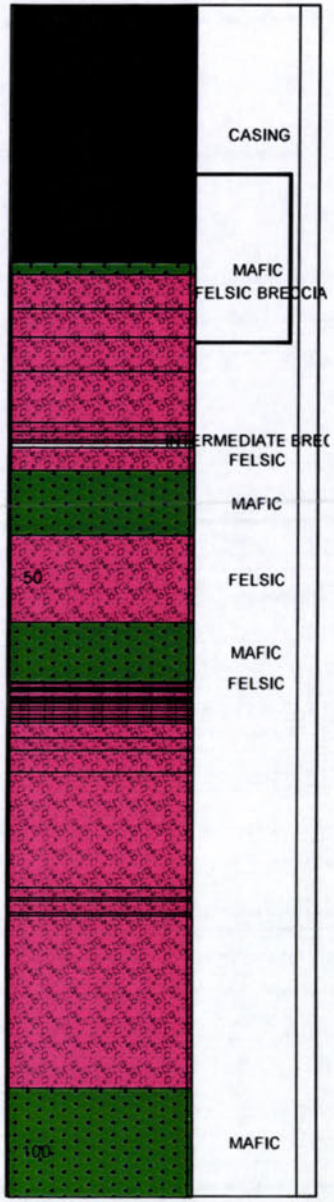

Hole ID: w021

Easting: 461033

Northing: 5050070 **Azimuth:** 200

Elevation m: 232 **Dip:** -60

Tripple Uranium Resources, Inc.

Drill Core Data Sheet

Final Depth (m): 104

Core Size: NQ

Date Started: July 16, 2007

Date Completed: July 18, 2007

Drilled By: Springdale Forest

Logged by: JTC

Depth	Lithology					Minerals			Alteration				
	From	To	Rx_Code	Rock Type	Description	Sulph.	Fluort.	Molyb.	Qtz/Carb	Clay	B.R.	Black	Sph
30	29.0												
31				FELSIC BRECCIA	partially flattened 30% subrounded fragments								
32	32.0	32.0											
33													
34				FELSIC BRECCIA	partially flattened brick red fragments (40%) with 2% spherulites								
35													
36		36.5											
37	36.5	37.3		FELSIC BRECCIA	massive dark red texture, "ghost" fragments								
38	37.3	38.0		FELSIC BRECCIA	Brick red, trace pyrite								
	38.0	38.3		FELSIC BRECCIA	massive dark red texture								
	38.3	38.7		INTERMEDIATE BRECCIA	intermediate breccia								
39	38.7												
40				FELSIC BRECCIA	dark red (50%), brown/brick red (50%)								
41		40.7											
42	40.7												
43				MAFIC DYKE	5% epidote on hairline cracks, 2% carbonate								
		46.4											

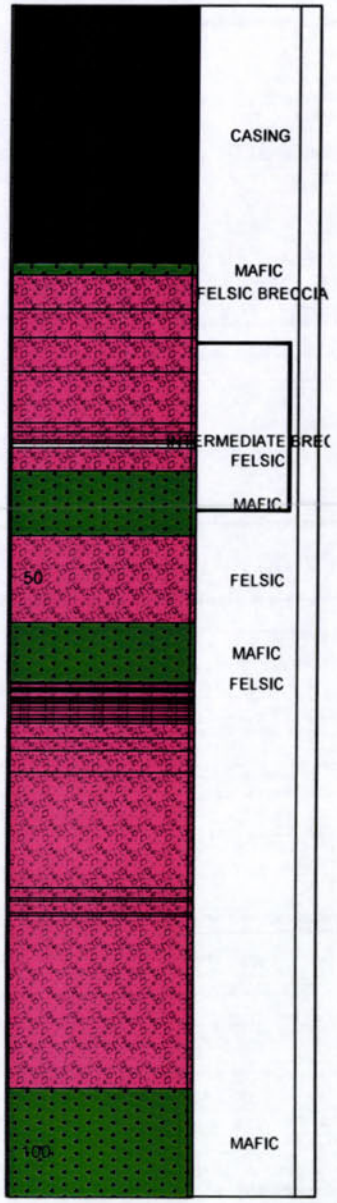

Hole ID: w021

Easting: 461033

Northing: 5050070

Azimuth: 200

Elevation m: 232

Dip: -60

Tripple Uranium Resources, Inc.

Drill Core Data Sheet

Final Depth (m): 104

Core Size: NQ

Date Started: July 16, 2007

Date Completed: July 18, 2007

Drilled By: Springdale Forest

Logged by: JTC

Depth From	Depth To	Rx_Code	Lithology: Rock Type	Lithology: Description
40.7	46.4		MAFIC DYKE	5% epidote on hairline cracks, 2% carbonate
46.4	54.0		FELSIC BRECCIA	very broken core, poor recovery. 50/50 brick red/brown flattened fragments. 5% very fine grained black stringers
54.0	59.1		MAFIC DYKE	mafic flow. 5% epidote. Grades to i.m. at base (kspar)

Minerals: Sulph. | Fluort. | Molyb.

Alteration: Qtz/Carb | Clay | B.R. | Black | Sph

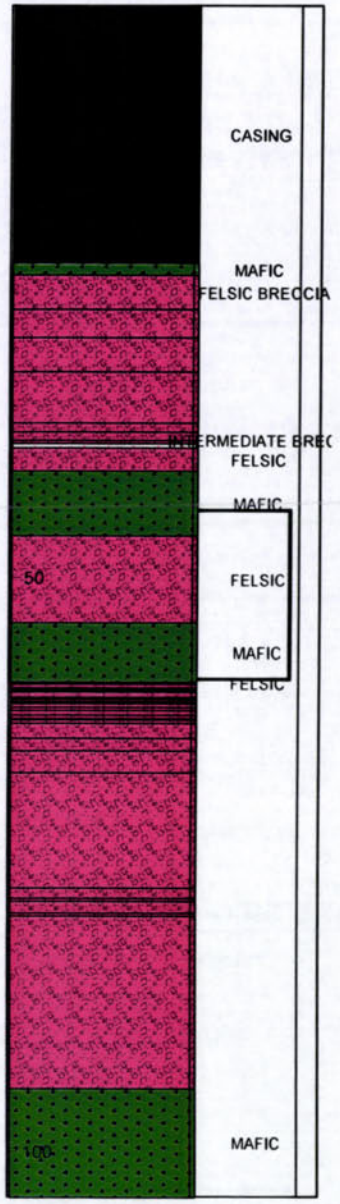

Hole ID: w021

Easting: 461033

Northing: 5050070 **Azimuth:** 200

Elevation m: 232 **Dip:** -60

Tripple Uranium Resources, Inc.

Drill Core Data Sheet

Final Depth (m): 104

Core Size: NQ

Date Started: July 16, 2007

Date Completed: July 18, 2007

Drilled By: Springdale Forest

Logged by: JTC

Depth	Lithology From	To	Rx_Code	Rock Type	Description	Minerals: Sulph.	Fluort.	Molyb.	Alteration: Qtz/Carb	Clay	B.R.	Black	Sph
	54.0	59.1		MAFIC DYKE	mafic flow. 5% epidote. Grades to i.m. at base (kspar)								
	59.1	59.3		FELSIC BRECCIA									
60	59.3	59.6		FELSIC BRECCIA	Hot Zone. 90% dark red felsic breccia fragments. 10% very fine grained black stringers								
	59.6	59.8		FELSIC BRECCIA									
61	59.8	60.0		FELSIC BRECCIA	90% dark red felsic breccia fragments. 10% very fine grained black stringers, with 5% carbonate, 2% alteration clay green/yellow								
	60.0	60.4		FELSIC BRECCIA	370 cps, 15% green/ yellow alteration clay								
62	60.4	60.6		FELSIC BRECCIA	400 cps, " "								
	60.6	60.8		FELSIC BRECCIA	350 cps, " ", brick red								
	60.8	61.0		FELSIC BRECCIA	very broken core, black								
63	61.0	61.3		FELSIC BRECCIA	270 cps								
	61.3	61.6		FELSIC BRECCIA	90% brick red, black very fine grained x mineral 10%, 670 cps. K: 2.4% U:35.1 Th:6.5, total 987 cps								
64	61.6	62.0		FELSIC BRECCIA	460 cps, 40% brick red								
	62.0	62.3		FELSIC BRECCIA	190 cps								
65	62.3	62.4		FELSIC BRECCIA	250 cps, 40% brick red, 2% carbonate								
	62.4	62.7			90 % brick red, 10% very fine grained x mineral								
66	62.7	64.0		FELSIC BRECCIA	" ", 730 cps. K: 1.8% U: 52.1 Th: 10.4. total count 1325 ppm								
	64.0	65.1			" "								
67	65.1	67.0			broken core, " ", 300 cps								
	67.0				10% brick red, 5% very fine grained x mineral, 85% brown/yellow, 300 cps								
68					20% brick red, 20% very fine grained x mineral								
69													
70				FELSIC BRECCIA	banded brick red, 5% spherulites, 5% black x mineral stringers, total count 520, K: 1.8% U: 11.9 Th: 9.8								
71													
72													
73													
		77.1											

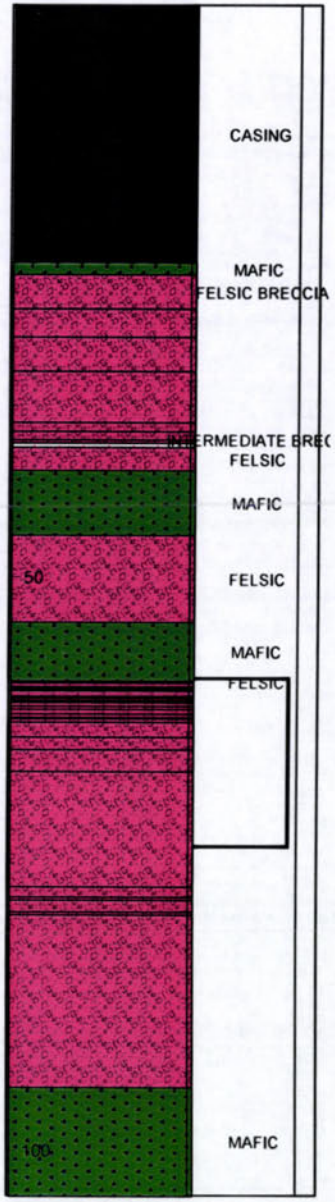

Hole ID: w021

Easting: 461033

Northing: 5050070 **Azimuth:** 200

Elevation m: 232 **Dip:** -60

Tripple Uranium Resources, Inc.

Drill Core Data Sheet

Final Depth (m): 104

Core Size: NQ

Date Started: July 16, 2007

Date Completed: July 18, 2007

Drilled By: Springdale Forest

Logged by: JTC

Depth	From	To	Rx_Code	Rock Type	Description
74	67.0				
75				FELSIC BRECCIA	banded brick red, 5% spherulites, 5% black x mineral stringers, total count 520, K: 1.8% U: 11.9 Th: 9.8
76					
77		77.1			
	77.1			FELSIC BRECCIA	20% brick red, 5% very fine grained X black mineral, 200 cps, K: 2.5% U: 7.7 Th: 9.7, trace pyrite
78		78.0			
	78.0	78.3		FELSIC BRECCIA	80% brick red, 15% very fine grained black x mineral. 5% MoS (or hematite?) blue, silvery, very soft
	78.3			FELSIC BRECCIA	
79		79.3			10% brick red, 80% dull red brown, 5% alteration clay (green/yellow), 5% very fine grained black x mineral
	79.3	79.6		FELSIC BRECCIA	" ", 20% alteration clay
80	79.6				
81					
82					
83					
84				FELSIC BRECCIA	flow banding/fiamme. Typically 40% brick red, 40% brown/beige, 0-5% black x mineral
85					
86					
87					
88		94.6			

Minerals: Sulph. | Fluort. | Molyb.

Alteration: Qtz/Carb | Clay | B.R. | Black | Sph

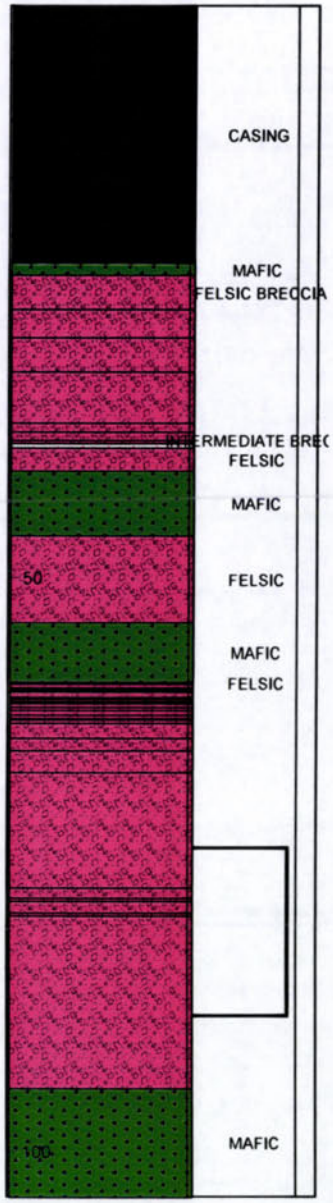

Hole ID: w021

Easting: 461033

Northing: 5050070

Azimuth: 200

Elevation m: 232

Dip: -60

Tripple Uranium Resources, Inc.

Drill Core Data Sheet

Final Depth (m): 104

Core Size: NQ

Date Started: July 16, 2007

Date Completed: July 18, 2007

Drilled By: Springdale Forest

Logged by: JTC

Depth	Lithology				Minerals			Alteration				
	From	To	Rx_Code	Rock Type	Description	Sulph.	Fluort.	Molyb.	Qtz/Carb	Clay	B.R.	Black	Sph
89	79.6												
90													
91				FELSIC BRECCIA	flow banding/fiamme. Typically 40% brick red, 40% brown/beige, 0-5% black x mineral								
92													
93													
94		94.6											
95	94.6												
96													
97													
98													
99				MAFIC DYKE	chill margin at top contact, coarsens downwards								
100													
101													
102													
		104.0											

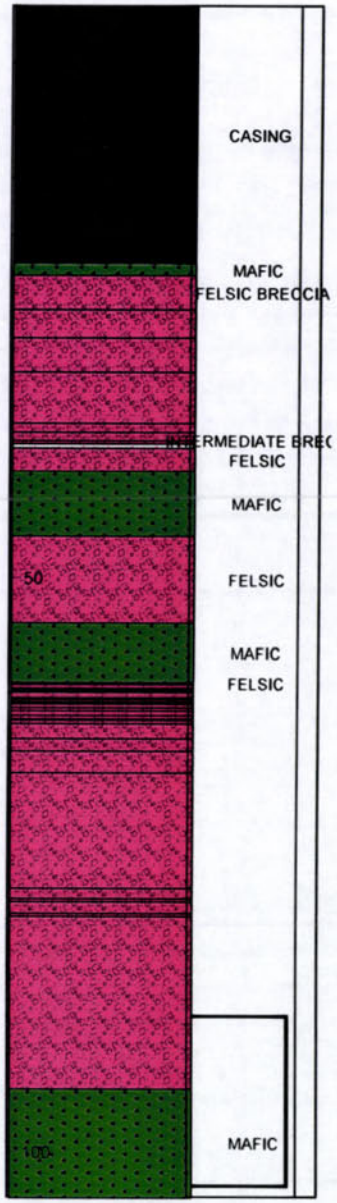

Hole ID: w021

Easting: 461033

Northing: 5050070

Azimuth: 200

Elevation m: 232

Dip: -60

Tripple Uranium Resources, Inc.

Drill Core Data Sheet

Final Depth (m): 104

Core Size: NQ

Date Started: July 16, 2007

Date Completed: July 18, 2007

Drilled By: Springdale Forest

Logged by: JTC

Depth	Lithology					Minerals			Alteration				
	From	To	Rx_Code	Rock Type	Description	Sulph.	Fluort.	Molyb.	Qtz/Carb	Clay	B.R.	Black	Sph
104	94.6	104.0		MAFIC DYKE	chill margin at top contact, coarsens downwards								
105													
106													
107													
108													
109													
110													
111													
112													
113													
114													
115													
116													
117													

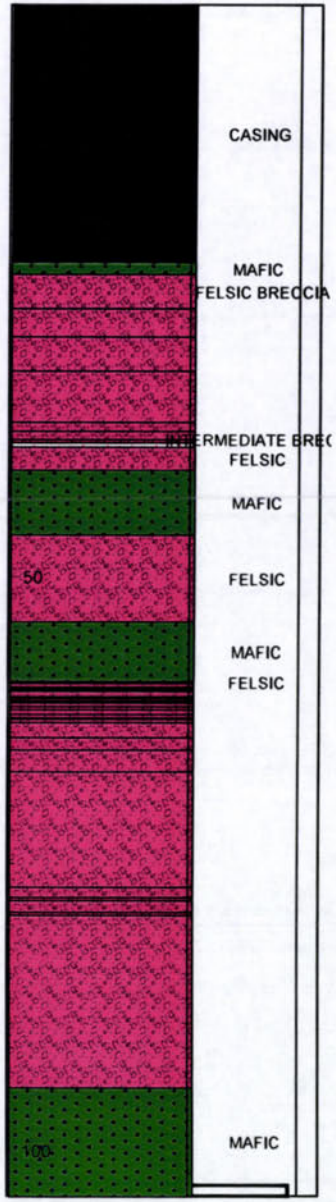

APPENDIX II

ANALYTICAL METHODS AND PROCEDURES

ROCK SAMPLING

SAMPLE COLLECTION AND PREPARATION PROCEDURES

Rock Sample Collection

Diamond drill-core whole rock samples were chosen by the drill geologist from core trays. The geologist ensured that the sample was representative of a particular rock-type and/or alteration type. Drill-core samples were split by a trained geologist or geologist's helper using a hydraulic splitter; the drill-core splitting equipment and work surfaces were cleaned regularly to avoid contamination of samples. Samples were placed in clear plastic bags together with a paper ticket indicating a unique sample number. Each bag was tied with a vinyl cable-tie. Samples were shipped to the laboratory for sample preparation and chemical analysis.

Rock Sample Preparation

All samples submitted to Activation Laboratories Ltd. Of Ancaster, Ontario, were prepared to the following specifications.

1 Receive samples, lay out on benches, check sample state, order and identification.

2 Leave in original plastic bags which are opened and place on carts and dry at 60°C until the sample is dry in drying rooms.

3 Crush each in Terminator jaw crusher to >85% passing -10 mesh.

4 Split immediately after crushing to obtain 250g sample using rifle splitter.

5 Pulverize 250g split to 95% passing -150 mesh. Mill is cleaned with cleaner sand between every sample.

6 Bag the reject with original sample tag and Actlabs label

7 Make a new pulp from another split of reject for every order over 40 samples.

In the final report sent there is a Quality Control page that has all the standard reference materials, blanks and duplicates.

Code 4Litho

A combination of packages Code 4B (lithium metaborate/tetraborate fusion ICP whole rock) and Code 4B2 (trace element ICP).

For accurate levels of base metals (Cu, Pb, Zn and Ni) option 4B1 (see below) is recommended. Option 4B-INAA (see below) is recommended for As, Bs, high W >100 ppm and Cr > 1,000 ppm. Code 5D is recommended for Sn >50 ppm. Mineralized samples should have the "Quant" option (see below) selected or request assays for values which exceed the range of option 4B1.

Fusion ICP

Oxide	Detection Limit (%)
SiO_2	0.01
Al_2O_3	0.01
Fe_2O_3	0.01
MgO	0.01
MnO	0.001
CaO	0.01
TiO_2	0.001
Na_2O	0.01
K_2O	0.01
P_2O_5	0.01
Loss on Ignition	0.01

Trace Elements and Detection Limits (ppm)

Element	Detection Limit	Upper Limit
Ag	0.5	100
As	5	2,000
Ba	3	
Be	1	
Bi	0.4	2,000
Co	1	1,000
Cr	20	10,000
Cs	0.5	1,000
Cu	10	10,000
Ga	1	500
Ge	1	500
Hf	0.2	1,000
In	0.2	200
Mo	2	100
Nb	1	1,000

Element	Detection Limit	Upper Limit
Ni	20	10,000
Pb	5	10,000
Rb	2	1,000
Sb	0.5	200
Sc	1	
Sn	1	1,000
Sr	2	10,000
Ta	0.1	500
Tl	0.1	1,000
V	5	10,000
W	1	5,000
Y	2	10,000
Zn	30	10,000
Zr	4	10,000
La	0.1	2,000

Element	Detection Limit	Upper Limit
Ce	0.1	3,000
Pr	0.05	1,000
Nd	0.1	2,000
Sm	0.1	1,000
Eu	0.05	1,000
Gd	0.1	1,000
Tb	0.1	1,000
Dy	0.1	1,000
Ho	0.1	1,000
Er	0.1	1,000
Tm	0.05	1,000
Yb	0.1	1,000
Lu	0.04	1,000
U	0.1	1,000
Th	0.1	2,000

Code 4Litho - Options

4LithoQuant

A 1 g sample is digested with aqua regia and diluted to 250 ml volumetrically. Appropriate international reference materials for the metals of interest are digested at the same time. The samples and standards are analyzed on a Thermo Jarrell Ash ENVIRO II simultaneous and sequential ICP or a Perkin Elmer Optima 3000 ICP.

4B1

A 0.25 g sample is digested with four acids beginning with hydrofluoric, followed by a mixture of nitric and perchloric acids, heated using precise programmer controlled heating in several ramping and holding cycles which takes the samples to dryness. After dryness is attained, samples are brought back into solution using hydrochloric acid. With this digestion certain phases may be only partially solubilized. These phases include zircon, monazite, sphene, gahnite, chromite, cassiterite, rutile and barite. Ag greater than 100 ppm and Pb greater than 5,000 ppm should be assayed as high levels may not be solubilized. Only sulphide sulfur will be solubilized.

An in-lab standard (traceable to certified reference materials) or certified reference materials are used for quality control.

Samples are analyzed using a Perkin Elmer Optima 3000 ICP.

Option 4B1 Elements and Detection Limits (ppm)

Element	Detection Limit	Upper Limit
Cd	0.5	2,000
Cu	1	10,000
Ni	1	10,000
S	0.01%	20%
Zn	1	100,000
Rb	1	1,000
Ag	0.3	100
Pb	5	5,000

4B-INAA

An approximately 30 g aliquot if available is encapsulated and weighed in a polyethylene vial and irradiated with flux wires and an internal standard (1 for 11 samples) at a thermal neutron flux of 7×10^{12} n $cm^{-2} s^{-1}$. After a seven day decay to allow Na-24 to decay the samples are counted on a high purity Ge detector with a resolution of better than 1.7 KeV for the 1332 KeV Co-60. Using the flux wires the decay corrected activities are compared to a calibration developed from multiple certified international reference materials. The standard present is only a check on accuracy of the analysis and is not used for calibration purposes. From 10-30% of samples are rechecked by re-measurement.

Further details are available on isotopes and gamma-ray energies used in Hoffman, E.L., 1992. Instrumental Neutron Activation in Geoanalysis. Journal of Geochemical Exploration, volume 44, pp. 297-319.

Option 4B-INAA Elements and Detection Limits (ppm)

Element	Detection Limit	Upper Limit
As	0.5	0.5
Au	2 ppb	30,000 ppb
Br	0.5	
Cr	5	
Ir	5 ppb	
Sb	0.2	10,000
Sc	0.1	
Se	3	
Rb	1	1,000

APPENDIX III

ANALYTICAL CERTIFICATES

Quality Analysis ... **Actlabs** *Innovative Technologies*

Date Submitted: 29-Nov-07
Invoice No.: A07-6197
Invoice Date: 14-Apr-08
Your Reference:

Tripple Uranium Resources
108-F Trider Crescent
Dartmouth NS B3B 1R6
Canada

ATTN: Neil Downey-Results

CERTIFICATE OF ANALYSIS

268 Rock samples were submitted for analysis.

The following analytical package was requested: Code 4LITHO (1-10) Major Elements Fusion ICP(WRA)/Trace Elements Fusion ICP/MS(WRA4B2)

REPORT **A07-6197**

This report may be reproduced without our consent. If only selected portions of the report are reproduced, permission must be obtained. If no instructions were given at time of sample submittal regarding excess material, it will be discarded within 90 days of this report. Our liability is limited solely to the analytical cost of these analyses. Test results are representative only of material submitted for analysis.

Notes:
We recommend using option 4B1 for accurate levels of the base metals Cu, Pb, Zn, Ni and Ag. Option 4B-INAA for As, Sb, high W >100ppm, Cr >1000ppm and Sn >50ppm by Code 5D. Values for these elements provided by Fusion ICP/MS, are order of magnitude only and are provided for general information. Mineralized samples should have the Quant option selected or request assays for values which exceed the range of option 4B1. Total includes all elements in % oxide to the left of total.

CERTIFIED BY :

Eric Hoffman, Ph.D.
President/General Manager

ACTIVATION LABORATORIES LTD.

1336 Sandhill Drive, Ancaster, Ontario Canada L9G 4V5 TELEPHONE +1.905.648.9611 or +1.888.228.5227 FAX +1.905.648.9613
E-MAIL ancaster@actlabsint.com ACTLABS GROUP WEBSITE http://www.actlabsint.com

Activation Laboratories Ltd. Report: A07-6197

Analyte Symbol	SiO2	Al2O3	Fe2O3(T)	MnO	MgO	CaO	Na2O	K2O	TiO2	P2O5	LOI	Total	Sc	Be	V	Cr	Co	Ni	Cu	Zn	Ga	Ge	As	Rb
Unit Symbol	%	%	%	%	%	%	%	%	%	%	%	%	ppm	ppm	ppm	ppm	ppm	ppm	ppm	ppm	ppm	ppm	ppm	ppm
Detection Limit	0.01	0.01	0.01	0.001	0.01	0.01	0.01	0.01	0.001	0.01		0.01	1	1	5	20	1	20	10	30	1	1	5	2
Analysis Method	FUS-ICP	FUS-ICP	FUS-ICP	FUS-ICP	FUS-ICP	FUS-ICP	FUS-ICP	FUS-ICP	FUS-ICP	FUS-ICP	FUS-ICP	FUS-ICP	FUS-ICP	FUS-ICP	FUS-ICP	FUS-MS	FUS-MS	FUS-MS	FUS-MS	FUS-MS	FUS-MS	FUS-MS	FUS-MS	FUS-MS
276218	74.98	11.45	4.77	0.091	0.30	0.85	5.90	0.30	0.606	0.14	0.99	100.4	6	3	27	< 20	6	< 20	20	140	23	< 1	6	13
276219	63.02	14.60	6.85	0.178	0.64	1.99	7.14	0.51	1.560	0.48	1.14	100.00	13	4	61	< 20	11	30	20	140	30	1	6	25
276220	73.67	11.62	3.99	0.093	0.14	1.00	4.51	3.38	0.576	0.34	0.71	100.4	3	3	28	< 20	3	< 20	60	150	20	< 1	15	94
276221	79.65	10.22	2.79	0.048	0.08	0.43	4.31	2.29	0.217	0.04	0.67	100.7	< 1	3	11	< 20	1	< 20	50	150	20	< 1	17	67
276222	77.53	10.13	3.15	0.035	0.11	0.35	2.61	4.84	0.227	0.03	0.86	99.90	< 1	4	12	< 20	< 1	< 20	70	580	20	< 1	38	140
276223	75.83	11.58	2.13	0.041	0.05	0.41	3.56	4.52	0.138	0.02	0.56	98.82	< 1	6	< 5	< 20	< 1	< 20	30	140	27	1	14	186
276224	78.65	12.01	2.27	0.040	0.04	0.43	3.80	4.58	0.140	0.02	0.56	100.5	< 1	6	< 5	< 20	< 1	< 20	50	160	28	1	9	169
276225	77.52	11.50	2.12	0.045	0.06	0.35	3.10	4.69	0.114	0.02	0.58	100.3	< 1	6	< 5	< 20	< 1	< 20	10	100	28	1	< 5	191
276226	76.05	11.61	2.17	0.044	0.05	0.29	2.98	5.04	0.113	0.02	0.51	98.86	< 1	6	< 5	< 20	< 1	< 20	10	160	27	2	< 5	189
276236	71.23	14.31	2.82	0.029	0.19	0.64	6.06	0.16	0.307	0.33	0.56	96.84	< 1	4	11	< 20	1	< 20	40	130	39	1	18	4
276237	74.61	11.65	4.26	0.084	0.46	0.36	5.95	0.18	0.348	0.07	0.80	98.94	3	4	27	< 20	6	< 20	30	120	28	1	13	6
276238	79.38	9.61	3.63	0.042	0.21	0.62	5.37	0.16	0.291	0.07	1.29	100.9	2	4	12	< 20	2	< 20	80	300	24	< 1	33	5
276256	48.71	13.06	15.37	0.327	5.26	8.94	3.57	0.61	3.025	0.62	2.03	99.56	41	4	378	110	41	40	30	300	24	3	11	27
276259	48.31	12.93	14.10	0.296	5.03	9.44	3.81	0.59	2.722	0.64	1.72	99.46	37	5	335	110	38	50	10	310	28	4	14	24
276260	49.78	14.94	12.75	0.238	5.38	7.66	3.12	2.17	2.207	0.39	2.09	100.7	30	3	257	100	40	70	60	440	22	2	9	95
276261	49.53	14.43	12.12	0.292	5.40	7.46	2.78	2.14	2.226	0.40	2.06	98.86	29	3	269	110	41	70	50	280	22	1	10	108
276262	49.21	14.36	12.60	0.232	5.93	8.03	2.56	1.85	2.280	0.41	2.18	99.65	30	2	274	120	44	90	70	260	22	1	7	85
276263	47.92	14.77	13.07	0.196	6.17	8.94	2.43	1.28	2.371	0.42	2.22	99.76	31	2	289	110	40	70	60	80	19	1	18	51
276264	49.83	14.42	12.67	0.221	5.77	7.94	2.86	1.60	2.173	0.36	2.14	100.2	30	3	258	100	39	70	60	200	22	1	8	82
276265	47.46	13.43	13.31	0.358	4.47	11.16	3.52	0.37	2.591	0.52	1.79	98.97	35	6	295	100	36	50	< 10	320	43	5	19	10
276266	48.57	14.76	13.60	0.284	5.09	8.44	2.68	2.64	2.200	0.42	2.68	99.54	30	6	281	110	36	70	20	390	34	3	13	93
276267	48.83	13.07	13.64	0.356	4.18	10.33	2.50	0.51	2.413	0.50	2.10	98.63	33	6	261	90	34	30	< 10	330	49	4	12	15
276268	76.43	11.44	1.87	0.020	0.16	0.43	3.42	4.59	0.131	0.02	0.53	99.03	< 1	7	12	< 20	2	< 20	20	90	24	1	23	160
276269	73.64	12.18	2.29	0.030	0.26	1.57	4.16	3.85	0.229	0.04	1.09	99.37	2	6	20	< 20	2	< 20	20	50	25	1	< 5	134
276270	41.61	17.37	16.82	0.254	5.19	8.77	2.06	2.25	2.564	0.42	3.54	100.1	26	4	297	30	56	80	10	250	30	3	12	95
276271	46.13	16.16	13.78	0.239	4.49	4.41	2.31	5.48	2.462	0.40	2.87	98.73	24	3	236	30	54	80	20	350	21	1	7	184
276272	45.98	15.66	17.50	0.167	2.98	4.93	2.43	6.13	2.445	0.39	1.86	100.7	25	3	249	30	54	90	70	260	19	2	7	165
276273	47.70	16.16	14.50	0.205	4.01	3.61	3.05	5.66	2.548	0.41	2.06	100.2	26	4	224	30	57	90	50	290	20	1	5	213
276274	52.69	14.26	12.16	0.230	3.26	5.57	1.63	3.70	1.900	0.30	2.82	98.35	20	5	185	40	38	70	40	280	22	2	11	140
276275	67.43	11.58	7.14	0.123	2.15	2.52	1.42	4.68	1.011	0.10	1.98	100.1	13	4	93	70	25	50	30	150	15	1	8	131
276276	52.49	16.80	13.49	0.392	3.48	3.36	1.32	4.15	2.175	0.29	3.89	100.8	24	6	207	40	47	70	60	490	26	1	41	255
276277	50.47	16.84	12.11	0.239	2.29	3.77	1.05	6.38	2.488	0.32	3.64	99.59	27	9	232	60	40	80	240	950	33	2	86	340
276278	59.82	17.17	4.72	0.120	0.68	6.21	7.89	0.26	0.561	0.19	1.09	98.70	6	6	59	< 20	7	< 20	10	180	47	3	18	5
276279	63.15	18.38	4.88	0.060	0.48	2.87	9.59	0.10	0.362	0.20	0.71	100.4	1	5	32	< 20	3	< 20	< 10	110	44	1	10	< 2
276280	49.62	16.12	12.48	0.226	4.79	5.72	2.91	1.86	2.201	0.32	1.47	100.7	34	2	283	180	35	60	60	240	21	2	9	126
276281	49.70	15.27	12.40	0.283	4.89	8.49	3.29	1.84	2.240	0.33	1.43	100.2	35	3	282	190	34	50	30	250	22	2	12	133
276282	75.21	11.80	3.75	0.053	0.25	1.38	5.93	0.85	0.294	0.04	0.78	100.3	1	4	23	< 20	4	< 20	120	300	28	1	29	22
276283	78.71	10.30	3.10	0.034	0.17	0.43	5.63	0.57	0.236	0.03	0.51	99.73	< 1	3	10	< 20	3	< 20	180	490	23	< 1	35	16
276284	71.64	14.61	3.27	0.029	0.14	1.14	6.40	0.14	0.238	0.09	0.46	100.4	< 1	3	30	< 20	1	< 20	20	220	33	< 1	36	3
276285	79.27	8.98	3.04	0.027	0.12	0.57	4.10	1.38	0.202	0.03	0.61	98.51	< 1	3	12	< 20	2	< 20	140	490	22	< 1	31	41
276286	72.56	13.55	3.69	0.053	0.13	1.72	7.35	0.10	0.264	0.04	0.72	100.2	< 1	4	27	< 20	2	< 20	30	290	36	1	21	2
276287	82.75	17.02	5.18	0.090	0.46	3.22	8.71	0.10	0.390	0.11	0.98	99.02	2	5	51	< 20	4	< 20	40	270	44	2	11	< 2
276289	60.54	17.06	6.98	0.104	1.10	2.62	9.26	0.09	0.705	0.22	0.89	99.56	6	4	51	< 20	10	< 20	10	150	43	2	12	< 2
276290	74.06	12.87	3.96	0.069	0.34	1.26	7.04	0.10	0.280	0.07	0.55	100.6	< 1	3	12	< 20	3	< 20	60	190	31	< 1	14	2
276291	78.62	10.54	3.29	0.046	0.16	0.72	5.45	0.74	0.225	0.06	0.54	100.4	< 1	3	14	< 20	1	< 20	30	170	27	< 1	11	16
276292	72.02	13.72	3.60	0.054	0.20	0.97	7.69	0.11	0.265	0.06	0.54	99.65	< 1	4	15	20	1	< 20	20	170	32	< 1	8	< 2
276293	67.21	15.27	4.01	0.072	0.16	1.66	8.45	0.11	0.296	0.06	0.58	97.92	< 1	4	26	< 20	< 1	< 20	20	120	30	1	8	< 2
276294	77.77	9.75	3.30	0.053	0.12	0.94	5.12	0.12	0.216	0.04	0.59	98.02	1	4	13	< 20	< 1	< 20	20	110	24	< 1	< 5	< 2
276295	64.72	17.04	4.86	0.073	0.24	1.05	9.67	0.12	0.313	0.09	0.60	98.77	< 1	6	20	< 20	1	< 20	10	80	37	< 1	< 5	< 2
276296	71.18	13.66	4.58	0.063	0.19	0.86	7.59	0.10	0.285	0.07	0.56	99.14	< 1	5	18	< 20	1	< 20	< 10	160	31	< 1	8	< 2

Activation Laboratories Ltd. Report: A07-6197

Analyte Symbol	SiO2	Al2O3	Fe2O3(T)	MnO	MgO	CaO	Na2O	K2O	TiO2	P2O5	LOI	Total	Sc	Be	V	Cr	Co	Ni	Cu	Zn	Ga	Ge	As	Rb
Unit Symbol	%	%	%	%	%	%	%	%	%	%	%	%	ppm	ppm	ppm	ppm	ppm	ppm	ppm	ppm	ppm	ppm	ppm	ppm
Detection Limit	0.01	0.01	0.01	0.001	0.01	0.01	0.01	0.01	0.001	0.01		0.01	1	1	5	20	1	20	10	30	1	1	5	2
Analysis Method	FUS-ICP	FUS-ICP	FUS-ICP	FUS-ICP	FUS-ICP	FUS-ICP	FUS-ICP	FUS-ICP	FUS-ICP	FUS-ICP	FUS-ICP	FUS-ICP	FUS-ICP	FUS-ICP	FUS-ICP	FUS-MS	FUS-MS	FUS-MS	FUS-MS	FUS-MS	FUS-MS	FUS-MS	FUS-MS	FUS-MS
276297	65.45	14.93	5.84	0.138	0.47	2.42	6.99	1.40	0.467	0.13	0.95	99.20	2	5	38	< 20	2	< 20	10	150	35	1	< 5	43
276298	63.33	17.03	4.43	0.141	0.28	2.30	6.24	4.97	0.360	0.06	0.56	99.70	< 1	6	32	< 20	1	< 20	< 10	160	43	1	5	135
276299	62.27	18.09	5.20	0.116	0.28	1.98	9.67	0.14	0.388	0.04	0.53	98.69	1	7	24	< 20	< 1	< 20	< 10	80	47	< 1	< 5	< 2
172501	76.46	11.47	2.01	0.029	0.02	0.31	3.65	4.82	0.117	0.01	0.34	99.24	< 1	6	< 5	< 20	< 1	< 20	< 10	50	28	< 1	< 5	195
172502	74.16	12.20	2.60	0.052	0.33	0.73	3.73	4.24	0.263	0.05	0.86	99.58	2	5	14	< 20	3	30	< 10	100	28	< 1	< 5	149
172504	59.62	12.67	9.70	0.202	3.35	4.08	3.51	2.22	1.519	0.41	2.15	99.42	17	5	171	50	24	30	< 10	350	27	1	10	129
172505	78.09	10.70	3.72	0.095	0.18	2.08	4.84	0.89	0.221	0.21	1.08	100.1	< 1	5	22	< 20	2	< 20	20	110	33	1	8	29
172506	76.84	9.92	3.29	0.046	0.07	0.78	4.24	2.44	0.203	0.44	0.78	99.05	< 1	5	9	< 20	1	< 20	< 10	170	26	< 1	34	79
172507	75.82	10.87	4.07	0.049	0.07	0.43	2.84	5.48	0.213	0.16	0.59	100.6	< 1	3	8	< 20	< 1	< 20	20	210	22	< 1	21	176
172508	74.76	9.82	3.37	0.083	0.14	0.65	1.11	7.20	0.207	0.32	0.68	98.35	< 1	3	6	< 20	< 1	< 20	20	240	20	< 1	25	231
172509	54.44	13.53	11.34	0.225	4.61	6.59	2.39	2.52	2.081	0.36	2.61	100.6	22	3	242	70	33	30	50	330	23	1	8	127
172510	75.04	9.88	3.39	0.059	0.20	0.65	1.14	7.31	0.235	0.07	0.68	98.75	< 1	3	16	< 20	2	< 20	30	190	19	< 1	< 5	223
172511	76.29	9.79	3.23	0.048	0.11	0.40	0.71	7.33	0.216	0.03	0.74	98.89	< 1	3	5	< 20	< 1	< 20	10	270	22	1	17	246
172512	73.30	9.93	3.22	0.052	0.12	0.30	1.36	6.69	0.209	0.03	0.71	95.94	< 1	4	< 5	< 20	4	< 20	20	210	19	< 1	12	237
172513	77.54	11.16	3.22	0.056	0.14	0.35	2.22	6.19	0.241	0.07	0.66	> 101.1	1	4	< 5	< 20	< 1	< 20	10	170	23	< 1	21	197
172514	74.51	11.16	3.30	0.070	0.15	0.37	1.49	7.72	0.247	0.03	0.68	99.75	< 1	4	6	< 20	1	< 20	20	190	25	1	23	256
172515	68.55	13.04	3.49	0.132	0.30	1.11	2.57	6.93	0.297	0.27	0.91	97.59	1	3	18	< 20	2	< 20	50	220	23	1	< 5	223
172516	75.94	10.43	3.48	0.081	0.32	0.87	2.00	6.01	0.290	0.05	0.90	100.4	1	3	15	< 20	2	< 20	40	210	22	1	13	175
172517	69.56	10.74	4.36	0.106	0.96	6.29	4.45	0.23	0.526	0.13	2.31	99.69	4	4	75	< 20	6	< 20	30	230	27	2	< 5	6
172518	75.72	9.84	3.71	0.063	0.45	2.37	2.40	3.97	0.403	0.07	1.07	100.2	3	3	38	20	5	< 20	70	260	23	1	28	126
172519	72.52	11.11	3.76	0.061	0.62	2.60	3.24	3.54	0.368	0.33	1.48	99.88	2	2	40	< 20	6	< 20	50	200	26	2	16	106
172520	70.98	11.75	3.99	0.065	0.96	1.18	2.00	6.41	0.328	0.17	0.95	98.15	2	3	24	< 20	3	< 20	40	230	24	< 1	35	201
172521	74.98	10.81	3.23	0.054	0.16	0.72	1.58	7.23	0.248	0.15	0.63	99.58	< 1	3	13	< 20	2	< 20	40	140	19	1	29	201
172522	75.24	10.17	3.12	0.054	0.25	1.71	0.81	7.09	0.230	0.04	0.60	99.10	< 1	2	23	< 20	2	< 20	50	120	21	2	13	207
172523	64.53	19.20	1.88	0.035	0.22	2.07	10.01	0.20	0.300	0.17	0.63	99.25	2	3	31	< 20	2	< 20	20	< 30	43	1	6	6
172524	66.21	13.35	7.08	0.143	0.80	4.29	4.55	0.85	0.936	0.36	1.35	99.92	10	3	41	< 20	7	< 20	< 10	100	33	3	10	31
172525	50.76	14.02	14.49	0.277	3.49	6.92	3.31	0.15	2.566	1.18	3.20	100.4	30	4	138	40	26	< 20	< 10	430	41	3	27	4
172526	44.60	14.65	16.45	0.345	4.25	7.57	3.26	0.10	3.284	1.37	4.07	99.96	35	4	210	40	34	30	30	590	51	3	31	4
172527	69.63	14.38	3.01	0.054	0.22	3.56	6.62	0.22	0.282	0.09	1.30	99.33	< 1	3	51	< 20	3	< 20	30	120	33	2	10	5
172528	77.53	10.12	3.48	0.059	0.25	1.12	2.06	5.03	0.256	0.06	0.76	100.7	< 1	3	24	< 20	3	< 20	40	130	29	1	9	129
172529	77.91	9.74	3.10	0.039	0.08	0.85	2.76	3.55	0.202	0.04	0.60	98.86	< 1	3	16	< 20	< 1	< 20	90	220	18	< 1	13	101
172530	77.92	9.67	3.02	0.042	0.09	1.07	1.97	5.10	0.203	0.04	0.61	99.74	< 1	3	16	< 20	1	< 20	80	200	18	1	11	154
172531	77.76	9.17	2.98	0.057	0.26	2.79	2.03	2.96	0.215	0.04	0.75	99.03	< 1	3	31	< 20	3	< 20	20	150	21	2	< 5	91
172532	79.82	9.81	3.61	0.041	0.07	0.37	3.77	2.89	0.239	0.09	0.47	101.0	< 1	4	< 5	< 20	< 1	< 20	20	240	20	< 1	18	87
172533	76.23	10.37	3.53	0.076	0.10	0.23	1.12	7.82	0.232	0.02	0.74	100.5	< 1	5	5	< 20	< 1	< 20	30	320	23	1	18	246
172534	72.61	10.64	3.79	0.102	0.16	0.57	1.30	6.64	0.249	0.04	0.70	96.81	< 1	4	6	< 20	< 1	< 20	20	160	24	< 1	13	229
172535	78.14	12.44	3.69	0.037	0.14	0.46	6.94	0.14	0.365	0.09	0.49	100.9	2	4	16	< 20	3	< 20	20	140	25	< 1	39	3
172536	64.63	16.12	3.80	0.036	0.17	0.58	9.75	0.19	0.354	0.16	0.18	97.98	3	5	13	< 20	3	< 20	20	140	25	< 1	39	3
172537	77.94	11.02	3.54	0.027	0.26	0.36	6.13	0.39	0.292	0.05	0.41	100.4	2	4	16	< 20	3	< 20	10	50	31	< 1	< 5	4
172538	76.61	10.02	3.35	0.035	0.05	0.15	1.67	6.72	0.221	0.02	1.30	100.2	1	3	< 5	< 20	1	< 20	40	540	22	< 1	27	11
172539	75.52	10.75	3.38	0.088	0.12	0.20	1.75	6.70	0.238	0.03	0.77	99.54	< 1	5	< 5	< 20	< 1	< 20	20	280	23	< 1	49	210
172540	76.24	10.60	3.69	0.035	0.04	0.41	4.33	3.13	0.227	0.13	0.74	99.56	< 1	6	< 5	< 20	2	< 20	20	280	25	< 1	25	202
172541	72.09	13.32	4.81	0.053	0.11	0.71	6.58	1.71	0.240	0.16	0.54	100.3	< 1	5	10	< 20	1	< 20	20	260	36	< 1	12	90
172542	76.87	10.95	3.53	0.047	0.07	0.29	4.10	3.75	0.232	0.07	0.62	100.5	< 1	6	< 5	20	1	< 20	10	220	28	< 1	18	49
172543	77.64	10.94	3.85	0.033	0.04	0.26	4.58	3.04	0.232	0.05	0.17	100.8	< 1	3	6	< 20	< 1	< 20	10	300	22	< 1	11	105
172544	75.08	10.72	3.42	0.072	0.10	0.21	3.01	4.85	0.237	0.04	0.38	98.13	< 1	4	< 5	< 20	1	< 20	10	180	23	< 1	10	84
172545	75.39	10.64	3.32	0.051	0.07	0.27	3.59	3.87	0.237	0.06	0.49	97.79	< 1	3	7	< 20	< 1	< 20	< 10	210	21	< 1	14	112
172546	75.48	11.73	3.62	0.056	0.10	0.37	4.14	4.22	0.260	0.06	0.71	101.0	< 1	4	9	< 20	1	< 20	< 10	310	24	< 1	13	120
172547	75.69	10.02	3.55	0.039	0.05	0.30	2.15	5.88	0.230	0.04	0.91	99.04	< 1	3	15	20	1	< 20	20	400	19	< 1	25	170
172548	73.25	10.78	3.91	0.027	0.04	0.31	1.35	8.17	0.233	0.04	0.85	98.76	1	3	9	< 20	2	< 20	10	260	16	< 1	8	244
172549	67.48	16.33	3.90	0.020	0.01	0.43	8.41	1.85	0.277	0.09	0.35	99.16	< 1	3	6	< 20	< 1	< 20	10	170	33	< 1	< 5	55
172550	73.39	12.38	3.78	0.027	0.09	0.58	5.55	2.29	0.251	0.05	0.57	98.90	1	3	8	< 20	1	< 20	10	300	25	< 1	9	66

Activation Laboratories Ltd. Report: A07-6197

Analyte Symbol	SiO2	Al2O3	Fe2O3(T)	MnO	MgO	CaO	Na2O	K2O	TiO2	P2O5	LOI	Total	Sc	Be	V	Cr	Co	Ni	Cu	Zn	Ga	Ge	As	Rb
Unit Symbol	%	%	%	%	%	%	%	%	%	%	%	%	ppm	ppm	ppm	ppm	ppm	ppm	ppm	ppm	ppm	ppm	ppm	ppm
Detection Limit	0.01	0.01	0.01	0.001	0.01	0.01	0.01	0.01	0.001	0.01		0.01	1	1	5	20	1	20	10	30	1	1	5	2
Analysis Method	FUS-ICP	FUS-ICP	FUS-ICP	FUS-ICP	FUS-ICP	FUS-ICP	FUS-ICP	FUS-ICP	FUS-ICP	FUS-ICP	FUS-ICP	FUS-ICP	FUS-ICP	FUS-ICP	FUS-ICP	FUS-MS	FUS-MS	FUS-MS	FUS-MS	FUS-MS	FUS-MS	FUS-MS	FUS-MS	FUS-MS
172551	76.25	9.95	3.57	0.044	0.32	1.30	3.92	2.13	0.295	0.08	0.67	100.5	1	3	14	< 20	1	< 20	30	250	23	< 1	6	58
172552	74.25	12.52	3.81	0.026	0.04	0.38	5.68	2.86	0.258	0.06	0.24	99.93	< 1	4	6	< 20	1	< 20	20	190	25	< 1	9	76
172553	74.77	10.24	3.38	0.048	0.11	0.30	0.85	7.97	0.227	0.02	0.60	98.70	< 1	3	6	< 20	2	< 20	10	310	17	< 1	17	230
172554	73.08	10.75	4.25	0.068	0.12	2.36	1.34	6.15	0.248	0.03	0.96	99.33	1	3	16	< 20	< 1	< 20	20	340	28	1	20	181
172555	76.19	10.67	3.60	0.057	0.14	0.45	1.02	7.36	0.241	0.03	0.80	99.46	< 1	3	8	< 20	< 1	< 20	< 10	200	17	< 1	18	210
172556	74.25	10.71	3.65	0.048	0.11	0.54	2.85	4.72	0.247	0.03	0.58	97.74	1	3	10	< 20	1	< 20	20	250	20	< 1	18	142
172557	76.10	10.29	3.15	0.059	0.13	0.81	3.84	3.84	0.228	0.03	0.58	98.86	< 1	3	< 5	< 20	< 1	< 20	10	300	22	< 1	22	103
172558	71.75	12.55	4.13	0.065	0.21	1.10	4.73	3.61	0.256	0.05	0.56	99.03	< 1	4	13	< 20	2	< 20	20	260	29	< 1	29	107
172559	64.40	15.24	5.59	0.074	0.19	1.57	1.49	10.51	0.368	0.08	0.56	100.1	1	3	17	< 20	< 1	< 20	< 10	210	22	< 1	9	330
172560	65.69	13.20	5.63	0.059	0.14	1.29	0.53	11.05	0.362	0.09	0.52	98.58	< 1	3	13	< 20	1	< 20	20	210	17	< 1	6	338
172561	71.31	11.05	4.64	0.082	0.49	1.53	0.88	7.79	0.463	0.06	0.67	98.96	2	3	29	< 20	4	< 20	20	210	19	< 1	11	234
172562	76.83	9.66	4.13	0.084	0.18	1.48	0.25	7.73	0.251	0.04	0.35	101.0	< 1	2	11	< 20	1	< 20	20	90	18	< 1	< 5	229
172563	77.27	9.70	3.50	0.058	0.18	1.35	0.75	7.31	0.288	0.03	0.49	100.9	< 1	2	14	20	< 1	< 20	20	100	17	< 1	6	215
172564	77.84	8.77	3.69	0.057	0.20	0.90	0.72	6.31	0.241	0.04	0.43	99.20	< 1	2	8	< 20	< 1	< 20	20	150	16	< 1	< 5	183
172565	74.57	10.82	3.19	0.055	0.11	0.48	1.42	7.10	0.237	0.13	0.66	98.90	1	3	6	< 20	< 1	< 20	30	350	21	< 1	12	218
172567	75.42	9.87	3.31	0.048	0.09	0.31	0.83	7.51	0.222	0.03	0.83	98.48	< 1	3	< 5	< 20	2	< 20	30	350	21	< 1	11	243
172568	74.65	10.05	3.78	0.045	0.21	0.56	2.12	5.93	0.338	0.09	1.00	98.77	2	4	13	< 20	2	< 20	30	490	21	< 1	20	181
172569	76.84	10.17	3.48	0.040	0.10	0.50	3.48	3.99	0.232	0.03	0.56	98.45	< 1	4	11	< 20	1	< 20	20	250	24	< 1	20	117
172570	76.44	10.08	3.47	0.033	0.08	0.55	3.35	3.85	0.217	0.03	0.76	98.88	< 1	3	7	< 20	< 1	< 20	20	340	20	< 1	12	111
172571	77.47	9.95	3.29	0.036	0.24	0.79	1.31	6.35	0.208	0.03	0.46	100.2	< 1	2	11	< 20	< 1	< 20	20	110	17	< 1	< 5	155
172572	70.52	12.30	3.73	0.033	0.19	0.78	0.29	11.21	0.281	0.08	0.84	99.96	< 1	3	20	< 20	1	< 20	30	140	17	< 1	12	300
172573	75.87	10.13	3.42	0.034	0.17	0.93	0.24	8.77	0.210	0.02	0.78	100.6	< 1	2	13	< 20	2	< 20	20	210	15	< 1	27	256
172574	56.07	15.29	8.43	0.170	1.13	9.72	0.07	5.68	0.858	0.14	1.97	99.77	6	2	106	30	6	< 20	< 10	130	65	4	12	177
172575	49.93	17.00	10.17	0.191	0.81	12.99	0.14	4.42	0.590	0.19	1.89	98.30	3	3	129	< 20	3	< 20	< 10	90	84	4	13	134
172576	75.46	11.00	3.07	0.040	0.14	0.96	1.16	8.10	0.227	0.03	0.46	100.7	< 1	2	12	< 20	< 1	< 20	10	140	20	< 1	13	235
172577	74.03	10.06	3.54	0.053	0.19	0.77	1.69	5.89	0.264	0.10	0.65	97.14	< 1	3	11	< 20	1	< 20	10	160	21	< 1	18	178
172578	78.53	10.23	3.20	0.043	0.11	0.28	2.31	5.63	0.217	0.03	0.51	> 101.1	< 1	3	5	< 20	< 1	< 20	10	130	20	< 1	22	162
172579	76.66	9.16	3.01	0.041	0.11	0.36	1.95	5.01	0.203	0.03	0.42	99.20	< 1	2	< 5	< 20	< 1	< 20	< 10	130	17	< 1	13	145
172580	77.66	10.08	3.21	0.049	0.12	0.27	1.66	6.57	0.216	0.03	0.37	100.5	< 1	3	5	< 20	< 1	< 20	< 10	150	20	< 1	12	164
172581	74.61	10.52	3.06	0.062	0.12	0.19	1.54	7.08	0.225	0.04	0.38	98.04	< 1	4	< 5	< 20	< 1	< 20	< 10	160	21	< 1	14	210
172582	75.59	10.31	3.25	0.051	0.11	0.23	1.26	7.78	0.226	0.03	0.36	99.19	< 1	3	6	< 20	< 1	< 20	< 10	170	21	< 1	17	222
172583	73.63	11.08	3.29	0.047	0.09	0.27	1.58	7.41	0.232	0.06	0.33	98.52	< 1	4	< 5	< 20	< 1	< 20	10	160	21	< 1	14	225
172584	76.57	10.53	3.25	0.062	0.09	0.19	1.70	6.48	0.228	0.03	0.53	99.86	< 1	4	5	< 20	< 1	< 20	10	230	22	< 1	16	199
172585	75.59	10.63	3.14	0.051	0.09	0.27	2.72	5.75	0.221	0.03	0.47	98.98	< 1	4	< 5	< 20	< 1	< 20	20	200	25	< 1	14	174
172586	76.65	10.80	3.00	0.045	0.09	0.58	2.61	5.10	0.228	0.03	0.74	99.87	< 1	4	8	< 20	< 1	< 20	20	360	25	< 1	32	159
172587	76.60	9.82	3.07	0.032	0.20	0.59	2.09	5.54	0.261	0.04	0.69	100.9	1	3	12	< 20	2	< 20	20	370	20	< 1	6	158
172588	71.15	13.31	3.41	0.061	0.66	1.18	5.39	3.58	0.209	0.54	0.44	99.35	< 1	6	8	< 20	< 1	< 20	60	180	29	< 1	< 5	112
172589	78.25	10.10	3.39	0.034	0.06	0.30	2.77	4.91	0.210	0.03	0.50	100.6	< 1	4	< 5	< 20	< 1	< 20	30	200	22	< 1	6	141
172590	75.89	8.90	5.56	0.053	0.93	1.30	2.24	3.66	0.485	0.09	0.64	99.74	5	3	46	30	7	< 20	50	280	19	< 1	6	115
172591	79.00	10.03	3.06	0.036	0.06	0.24	2.99	4.60	0.210	0.03	0.51	101.0	< 1	4	< 5	< 20	1	< 20	20	270	26	< 1	13	150
172592	78.79	10.06	3.14	0.051	0.06	0.20	3.09	4.61	0.214	0.03	0.48	100.7	< 1	4	< 5	< 20	< 1	< 20	20	310	27	< 1	9	139
172593	77.06	10.88	3.36	0.054	0.10	0.28	2.82	5.28	0.239	0.05	0.52	100.6	< 1	4	< 5	< 20	1	< 20	30	420	23	< 1	8	162
172594	75.84	9.99	2.87	0.050	0.12	0.35	0.26	6.87	0.223	0.05	0.71	99.35	< 1	3	< 5	< 20	< 1	< 20	10	310	19	< 1	13	259
172595	63.97	12.83	8.03	0.083	0.19	1.28	0.73	10.66	0.299	0.54	0.68	99.28	< 1	4	12	< 20	2	< 20	30	560	22	< 1	9	329
172596	73.10	10.62	3.30	0.064	0.13	0.39	0.41	9.39	0.228	0.07	0.64	98.32	< 1	3	7	< 20	< 1	< 20	10	210	19	< 1	9	269
172597	76.26	10.46	3.40	0.102	0.13	0.15	0.80	8.21	0.226	0.03	0.69	100.6	< 1	5	< 5	< 20	< 1	< 20	< 10	200	22	1	11	209
172598	74.17	10.68	3.09	0.072	0.10	0.35	1.20	7.94	0.225	0.06	0.55	98.44	< 1	4	< 5	< 20	< 1	< 20	10	440	21	< 1	12	223
172599	77.79	10.76	2.94	0.045	0.09	0.27	4.43	3.01	0.218	0.06	0.50	100.1	< 1	4	< 5	< 20	< 1	< 20	10	370	27	< 1	13	85
172600	77.45	11.08	3.18	0.074	0.17	0.35	3.68	4.13	0.238	0.06	0.53	100.9	< 1	4	12	< 20	1	< 20	10	170	25	< 1	11	112
172601	69.58	14.82	4.26	0.060	0.17	0.59	7.77	1.21	0.283	0.23	0.42	99.39	< 1	4	9	< 20	< 1	< 20	20	220	36	< 1	6	31
172602	79.10	8.86	3.01	0.061	0.13	0.49	2.63	4.18	0.220	0.07	0.60	99.36	< 1	3	< 5	< 20	1	< 20	20	490	19	< 1	9	103
172603	66.02	16.16	4.91	0.073	0.15	1.07	9.07	0.35	0.303	0.24	0.58	98.93	< 1	3	14	< 20	< 1	< 20	10	190	38	< 1	5	12

Activation Laboratories Ltd. Report: A07-6197

Analyte Symbol	SiO2	Al2O3	Fe2O3(T)	MnO	MgO	CaO	Na2O	K2O	TiO2	P2O5	LOI	Total	Sc	Be	V	Cr	Co	Ni	Cu	Zn	Ga	Ge	As	Rb
Unit Symbol	%	%	%	%	%	%	%	%	%	%	%	%	ppm	ppm	ppm	ppm	ppm	ppm	ppm	ppm	ppm	ppm	ppm	ppm
Detection Limit	0.01	0.01	0.01	0.001	0.01	0.01	0.01	0.01	0.001	0.01		0.01	1	1	5	20	1	20	10	30	1	1	5	2
Analysis Method	FUS-ICP	FUS-ICP	FUS-ICP	FUS-ICP	FUS-ICP	FUS-ICP	FUS-ICP	FUS-ICP	FUS-ICP	FUS-ICP	FUS-ICP	FUS-ICP	FUS-ICP	FUS-ICP	FUS-ICP	FUS-MS	FUS-MS	FUS-MS	FUS-MS	FUS-MS	FUS-MS	FUS-MS	FUS-MS	FUS-MS
172604	65.27	16.38	5.35	0.075	0.25	0.90	9.05	0.41	0.363	0.33	0.33	98.71	< 1	3	17	< 20	1	< 20	10	130	37	< 1	< 5	14
172605	69.06	15.07	5.34	0.077	0.26	0.69	8.06	0.69	0.381	0.16	0.26	100.1	< 1	4	14	< 20	1	< 20	30	120	35	< 1	< 5	19
172606	78.28	10.64	3.42	0.063	0.15	0.30	4.54	2.51	0.235	0.04	0.39	100.5	< 1	3	7	< 20	1	< 20	10	270	24	< 1	8	63
172607	72.84	13.03	4.19	0.068	0.18	0.75	7.07	0.57	0.291	0.17	0.62	99.75	< 1	4	11	< 20	< 1	< 20	10	160	30	< 1	8	15
172608	75.50	11.37	3.48	0.073	0.17	0.37	3.51	4.77	0.253	0.08	0.43	100.00	1	3	35	< 20	< 1	< 20	10	160	21	< 1	8	127
172609	74.96	11.23	3.25	0.077	0.18	0.46	1.45	8.03	0.247	0.14	0.62	100.7	< 1	4	8	< 20	< 1	< 20	10	200	18	< 1	6	204
172610	74.91	10.73	2.99	0.069	0.15	0.31	1.44	7.90	0.229	0.06	0.58	99.39	< 1	3	< 5	< 20	< 1	< 20	< 10	130	19	< 1	6	203
172611	74.57	10.75	3.37	0.104	0.17	0.40	1.96	7.17	0.226	0.10	0.81	99.62	< 1	3	5	< 20	1	< 20	10	330	19	< 1	13	184
172612	73.78	10.37	3.39	0.126	0.32	0.52	0.95	8.24	0.340	0.10	1.11	99.24	1	3	11	< 20	2	< 20	10	270	19	< 1	10	214
172613	71.68	11.40	4.75	0.126	0.81	1.42	2.25	6.29	0.483	0.10	1.56	100.9	4	3	39	< 20	6	< 20	10	230	20	1	7	184
172614	77.37	10.59	3.33	0.078	0.17	0.37	3.25	4.64	0.229	0.06	0.67	100.6	< 1	5	7	< 20	< 1	< 20	10	240	22	< 1	5	130
172615	65.25	15.34	4.62	0.064	0.08	0.61	5.02	6.46	0.297	0.14	0.48	98.38	< 1	4	10	< 20	< 1	< 20	< 10	310	27	< 1	< 5	170
172616	48.84	13.76	14.23	0.413	5.93	7.99	3.11	1.89	2.686	0.39	2.58	99.80	41	3	349	130	41	30	80	370	18	2	18	101
172617	42.95	12.81	16.44	0.354	5.41	8.23	2.42	2.48	3.544	0.70	3.04	98.40	40	3	419	60	45	< 20	90	510	22	2	7	120
172618	47.33	13.88	13.28	0.356	5.34	9.09	3.48	1.26	2.578	0.38	2.56	99.32	39	2	337	130	41	30	100	410	20	2	21	83
172619	50.23	15.53	13.55	0.234	4.16	6.89	2.67	1.93	2.400	0.39	2.69	> 101.1	26	3	259	40	41	50	20	210	20	2	13	60
172620	46.07	15.31	14.48	0.306	5.36	7.56	2.90	2.65	2.717	0.41	3.02	100.8	32	3	305	70	47	40	30	300	19	2	13	97
172621	48.46	18.39	15.15	0.254	4.77	6.63	2.32	3.71	2.699	0.42	2.73	100.7	26	4	275	20	51	40	< 10	210	18	2	16	150
172622	76.66	9.61	3.73	0.026	0.16	0.39	3.29	2.77	0.226	0.03	1.75	100.8	1	4	12	< 20	2	< 20	40	300	19	< 1	91	85
172623	76.56	9.75	4.54	0.017	0.13	0.28	3.99	2.14	0.226	0.04	2.28	99.93	1	4	9	< 20	2	< 20	40	510	17	< 1	133	66
172624	76.34	9.28	3.65	0.025	0.06	0.22	3.88	1.92	0.200	0.04	1.49	99.10	< 1	3	8	< 20	< 1	< 20	10	180	17	< 1	92	54
172625	76.81	9.66	3.23	0.026	0.08	0.34	2.50	4.11	0.214	0.04	1.42	98.42	1	4	5	< 20	< 1	< 20	30	210	18	< 1	88	122
172626	77.13	9.78	3.48	0.040	0.09	0.15	1.03	6.32	0.218	0.02	1.70	99.93	< 1	4	< 5	< 20	< 1	< 20	20	340	21	< 1	87	203
172627	66.83	11.61	5.35	0.101	1.08	3.80	1.62	5.68	0.656	0.08	2.18	99.19	8	3	80	50	8	< 20	< 10	280	31	2	43	198
172628	77.36	9.56	3.44	0.045	0.34	1.36	0.82	6.64	0.201	0.03	0.81	100.6	< 1	2	21	< 20	2	< 20	20	140	19	1	26	222
172629	73.49	9.18	4.75	0.073	0.60	2.09	1.35	5.03	0.686	0.14	1.07	98.75	6	3	62	30	7	< 20	30	130	20	1	13	177
172630	77.41	9.22	3.19	0.041	0.14	0.40	0.66	7.73	0.209	0.02	0.69	99.71	< 1	3	8	< 20	< 1	< 20	20	180	18	1	39	256
172631	76.75	10.21	3.34	0.060	0.15	0.24	1.00	7.98	0.224	0.02	0.55	100.5	< 1	3	< 5	< 20	< 1	< 20	20	150	21	1	30	264
172632	77.58	10.11	3.30	0.066	0.15	0.27	1.57	7.05	0.214	0.03	0.62	100.9	< 1	3	< 5	< 20	< 1	< 20	< 10	150	21	1	18	238
172633	60.66	12.41	10.12	0.226	1.59	4.02	4.39	2.91	1.585	0.76	1.46	100.1	17	4	56	< 20	10	< 20	< 10	210	28	2	7	103
172634	63.24	13.27	7.41	0.238	0.86	2.49	4.50	4.04	0.983	0.37	0.93	98.33	11	4	29	< 20	5	< 20	< 10	330	25	1	< 5	136
172635	62.82	13.57	8.49	0.198	1.11	2.88	4.70	3.75	1.249	0.51	1.15	100.4	14	5	37	< 20	7	< 20	< 10	160	27	2	7	124
172636	58.88	12.90	9.66	0.192	1.48	3.38	5.34	2.28	1.458	0.67	1.33	98.32	16	5	48	< 20	10	< 20	< 10	210	27	2	11	71
172637	45.90	11.84	16.26	0.451	3.77	7.74	2.50	2.21	3.425	2.03	2.17	98.32	36	3	154	< 20	27	< 20	20	280	23	2	12	89
172638	46.67	12.01	16.62	0.414	3.94	7.81	2.66	2.35	3.729	2.12	2.02	100.3	38	3	171	< 20	25	< 20	10	250	22	2	8	87
172639	76.66	9.91	3.62	0.105	0.33	0.52	1.43	6.82	0.314	0.07	0.71	100.5	1	3	14	< 20	1	< 20	20	150	22	< 1	< 5	216
172647	76.70	10.39	3.27	0.056	0.15	0.34	1.36	7.24	0.236	0.05	0.44	100.2	< 1	4	< 5	< 20	< 1	< 20	10	200	22	1	27	256
172648	76.53	10.20	3.39	0.046	0.12	0.29	0.85	8.67	0.223	0.03	0.49	100.8	< 1	3	< 5	< 20	< 1	< 20	20	190	22	1	32	296
172649	76.18	10.41	3.35	0.045	0.12	0.73	0.55	8.25	0.229	0.03	0.52	100.4	< 1	3	6	< 20	< 1	< 20	10	250	20	1	46	298
172690	77.78	10.34	3.36	0.070	0.10	0.49	4.18	2.80	0.222	0.05	0.69	100.1	< 1	5	5	< 20	< 1	< 20	50	900	23	< 1	14	90
172691	74.79	11.35	3.37	0.055	0.19	1.13	5.45	1.24	0.228	0.07	0.75	98.56	< 1	4	17	< 20	3	< 20	30	210	30	1	11	39
172650	76.65	10.65	3.41	0.048	0.10	0.33	1.06	7.75	0.221	0.04	0.45	100.7	< 1	3	< 5	< 20	< 1	< 20	20	150	21	< 1	25	283
172651	76.19	10.72	3.63	0.053	0.10	0.27	0.82	8.20	0.228	0.03	0.65	100.9	< 1	4	< 5	< 20	< 1	< 20	10	200	25	1	90	313
172652	74.20	11.66	3.50	0.046	0.12	0.58	0.70	9.12	0.233	0.04	0.44	100.6	< 1	4	< 5	< 20	< 1	< 20	< 10	160	22	1	20	305
172653	68.39	13.50	4.13	0.149	0.13	3.79	1.65	7.13	0.284	0.06	0.74	99.94	< 1	2	10	< 20	< 1	< 20	20	60	38	2	14	233
172654	74.31	10.60	3.35	0.049	0.13	0.76	0.84	8.06	0.234	0.02	0.39	98.76	< 1	3	5	< 20	< 1	< 20	< 10	160	23	1	25	293
172655	75.06	10.65	3.38	0.051	0.11	0.66	1.12	7.51	0.223	0.03	0.40	99.40	< 1	3	6	< 20	< 1	< 20	10	90	24	1	26	251
172656	77.66	9.94	2.76	0.045	0.12	0.97	0.62	7.06	0.202	0.03	0.44	100.0	< 1	2	10	< 20	< 1	< 20	20	110	20	1	29	250
172657	74.49	10.36	3.28	0.052	0.16	0.77	0.79	7.70	0.218	0.03	0.64	98.49	< 1	3	6	< 20	< 1	< 20	20	130	24	< 1	13	239
172658	73.16	11.17	3.74	0.059	0.23	1.29	0.70	8.02	0.255	0.04	0.74	99.43	1	3	13	< 20	1	< 20	30	130	26	2	44	276
172659	75.89	10.49	3.40	0.049	0.22	1.41	0.90	7.07	0.258	0.04	0.63	100.6	1	3	13	< 20	2	< 20	20	140	24	1	50	255
172660	74.32	11.57	3.26	0.041	0.24	0.75	2.11	6.98	0.281	0.04	0.58	100.2	1	3	12	< 20	2	< 20	20	150	22	1	29	222

Analyte Symbol	SiO2	Al2O3	Fe2O3(T)	MnO	MgO	CaO	Na2O	K2O	TiO2	P2O5	LOI	Total	Sc	Be	V	Cr	Co	Ni	Cu	Zn	Ga	Ge	As	Rb
Unit Symbol	%	%	%	%	%	%	%	%	%	%	%	%	ppm	ppm	ppm	ppm	ppm	ppm	ppm	ppm	ppm	ppm	ppm	ppm
Detection Limit	0.01	0.01	0.01	0.001	0.01	0.01	0.01	0.01	0.001	0.01		0.01	1	1	5	20	1	20	10	30	1	1	5	2
Analysis Method	FUS-ICP	FUS-ICP	FUS-ICP	FUS-ICP	FUS-ICP	FUS-ICP	FUS-ICP	FUS-ICP	FUS-ICP	FUS-ICP	FUS-ICP	FUS-ICP	FUS-ICP	FUS-ICP	FUS-ICP	FUS-MS	FUS-MS	FUS-MS	FUS-MS	FUS-MS	FUS-MS	FUS-MS	FUS-MS	FUS-MS
172661	75.16	11.11	3.84	0.043	0.41	1.26	2.28	5.32	0.243	0.07	0.66	100.2	< 1	3	23	< 20	3	< 20	30	40	24	2	6	241
172662	77.00	10.00	2.97	0.026	0.14	0.63	1.26	6.96	0.215	0.03	0.45	99.66	< 1	2	15	< 20	1	< 20	30	160	17	< 1	10	223
172663	70.86	12.58	3.68	0.048	0.36	1.33	1.78	7.43	0.236	0.03	0.78	99.13	1	2	26	< 20	3	< 20	30	70	25	< 1	16	243
172664	77.15	10.49	3.25	0.041	0.14	0.33	1.70	6.50	0.236	0.03	0.27	100.1	1	4	13	< 20	< 1	< 20	20	50	20	< 1	< 5	198
172665	76.73	10.10	3.04	0.032	0.15	0.31	2.46	5.11	0.210	0.03	0.45	98.63	1	3	13	< 20	1	< 20	20	60	19	1	9	174
172666	76.79	11.47	2.94	0.041	0.18	0.44	3.85	4.17	0.221	0.06	0.53	100.7	< 1	3	15	< 20	1	< 20	40	140	21	< 1	6	140
172667	75.79	11.16	3.23	0.039	0.14	0.35	3.17	4.98	0.215	0.06	0.53	99.66	< 1	4	14	< 20	1	< 20	40	90	20	< 1	7	156
172668	75.81	9.96	3.15	0.039	0.13	0.31	1.56	6.36	0.208	0.03	0.48	98.05	< 1	3	7	< 20	< 1	< 20	20	90	18	< 1	11	216
172669	76.19	10.36	3.29	0.029	0.13	0.38	2.17	5.81	0.226	0.05	0.32	98.85	< 1	3	12	< 20	1	< 20	40	70	18	< 1	6	169
172670	74.60	11.24	3.14	0.037	0.12	0.51	2.66	5.39	0.226	0.06	0.52	98.72	< 1	4	9	< 20	1	< 20	70	70	21	1	22	203
172671	75.04	11.07	2.93	0.032	0.10	0.37	2.81	5.57	0.226	0.05	0.44	98.64	< 1	3	6	< 20	2	< 20	40	120	21	< 1	24	192
172672	77.40	10.51	3.10	0.047	0.30	0.76	2.53	4.81	0.247	0.03	0.63	100.4	< 1	3	18	< 20	2	< 20	250	210	21	1	10	187
172673	73.96	11.29	4.57	0.067	0.72	1.28	3.65	3.24	0.470	0.07	0.82	100.1	4	4	44	< 20	6	< 20	50	170	27	1	23	98
172674	76.67	10.03	3.57	0.034	0.10	0.25	2.78	4.88	0.217	0.03	0.22	100.8	< 1	4	6	< 20	< 1	< 20	10	120	19	< 1	13	149
172675	76.55	10.51	3.36	0.023	0.06	0.27	3.79	3.70	0.221	0.04	0.47	99.00	< 1	4	8	< 20	< 1	< 20	20	210	25	1	25	116
172676	77.79	10.44	3.47	0.020	0.03	0.23	3.88	3.90	0.216	0.02	0.37	100.2	< 1	6	< 5	< 20	1	< 20	30	210	25	< 1	17	120
172677	76.68	10.34	3.35	0.020	0.04	0.24	3.27	4.41	0.212	0.03	0.59	99.38	< 1	6	5	20	1	< 20	30	230	25	< 1	20	140
172678	76.07	10.44	3.34	0.025	0.06	0.24	3.90	3.57	0.214	0.03	0.54	98.43	< 1	6	< 5	< 20	< 1	< 20	20	190	26	< 1	36	111
172679	76.39	10.76	3.23	0.030	0.10	1.04	3.09	4.41	0.211	0.03	0.47	98.76	< 1	4	15	< 20	1	< 20	30	180	24	1	22	145
172680	57.48	12.35	10.89	0.281	3.72	4.49	3.72	1.52	1.841	0.26	2.18	98.70	20	6	183	50	32	40	10	380	40	2	20	63
172681	76.57	10.13	3.23	0.035	0.15	0.55	2.41	5.12	0.214	0.03	0.47	98.91	< 1	3	10	< 20	1	< 20	20	120	19	1	20	168
172682	77.76	10.05	3.51	0.025	0.09	0.39	3.42	4.00	0.213	0.06	0.65	100.2	< 1	4	< 5	< 20	2	< 20	50	200	23	< 1	34	125
172683	76.27	10.52	3.16	0.046	0.15	0.33	3.00	4.67	0.223	0.03	0.44	99.05	< 1	4	< 5	< 20	< 1	< 20	20	130	23	< 1	13	155
172684	77.61	10.42	3.30	0.049	0.12	0.31	3.90	3.67	0.209	0.03	0.47	100.1	< 1	5	< 5	< 20	1	< 20	30	220	26	1	16	122
172685	75.83	10.24	3.09	0.045	0.12	0.41	3.25	4.21	0.212	0.03	0.53	97.97	< 1	4	< 5	< 20	< 1	< 20	20	120	24	< 1	17	138
172686	77.53	10.30	3.21	0.030	0.08	0.35	3.73	3.82	0.216	0.04	0.22	99.32	< 1	6	6	< 20	< 1	< 20	30	310	25	< 1	22	108
172687	76.23	10.24	3.45	0.062	0.17	0.55	2.64	4.73	0.244	0.03	0.48	98.99	< 1	4	8	< 20	< 1	< 20	10	180	23	< 1	14	161
172688	76.96	10.39	3.37	0.055	0.18	0.70	3.45	3.80	0.232	0.03	0.78	99.95	< 1	5	7	< 20	1	< 20	10	700	22	< 1	12	137
172689	45.44	15.03	13.31	0.287	6.37	7.71	2.94	1.83	2.569	0.48	2.61	98.53	33	3	305	130	48	60	50	310	24	2	11	109
172701	76.91	9.90	3.31	0.063	0.16	0.41	1.42	6.44	0.222	0.11	0.90	99.85	< 1	4	9	< 20	1	< 20	20	210	20	< 1	40	211
172702	77.76	10.24	3.24	0.069	0.25	0.37	1.38	6.95	0.223	0.08	0.56	> 101.1	< 1	4	8	< 20	1	< 20	20	300	21	< 1	39	210
172703	73.17	11.23	3.42	0.066	0.26	0.62	2.52	6.05	0.228	0.21	0.48	98.46	< 1	4	7	< 20	< 1	< 20	10	140	23	1	10	176
172704	75.82	10.20	3.44	0.062	0.23	0.33	1.91	6.24	0.221	0.04	0.45	98.94	< 1	3	< 5	< 20	1	< 20	10	190	19	< 1	14	176
172705	51.18	13.39	12.62	0.360	4.35	6.19	3.05	2.70	2.612	0.78	2.54	99.75	29	4	230	50	35	30	< 10	440	27	3	11	110
172722	40.20	11.66	35.64	0.178	0.38	1.27	2.66	5.47	0.269	0.26	0.29	98.50	2	23	6	< 20	3	< 20	40	1110	47	3	31	178
172723	75.88	9.94	3.95	0.057	0.13	0.31	1.78	6.50	0.210	0.07	0.62	98.41	< 1	6	< 5	< 20	1	< 20	20	220	24	< 1	27	205
172724	61.27	16.51	7.51	0.089	0.22	0.61	4.74	7.06	0.349	0.11	1.21	99.69	1	6	7	< 20	1	< 20	290	1060	36	1	11	216
172725	72.98	14.06	2.82	0.057	0.12	0.42	6.61	1.60	0.282	0.04	0.65	100.1	< 1	7	7	< 20	< 1	< 20	30	240	36	< 1	25	57
172726	76.24	10.06	3.24	0.054	0.12	0.25	3.08	4.23	0.215	0.03	0.60	98.33	< 1	5	< 5	< 20	< 1	< 20	< 10	580	24	< 1	21	125
172727	74.12	11.86	3.78	0.056	0.16	0.37	4.53	3.28	0.264	0.05	0.67	99.15	< 1	6	5	< 20	< 1	< 20	20	160	34	< 1	15	98
172728	76.20	11.45	3.45	0.056	0.19	0.36	4.24	3.41	0.236	0.03	0.67	100.3	< 1	6	6	< 20	< 1	< 20	< 10	150	35	< 1	14	108
172729	76.88	10.40	3.12	0.054	0.13	0.30	2.97	4.66	0.215	0.03	0.54	99.09	< 1	5	8	< 20	< 1	< 20	20	140	28	< 1	14	146
172730	75.28	11.73	4.00	0.067	0.26	0.33	4.64	2.72	0.238	0.04	0.79	100.1	< 1	7	< 5	< 20	1	< 20	20	260	38	< 1	13	93
172731	78.22	10.82	3.19	0.065	0.22	0.30	4.71	1.91	0.236	0.04	0.57	100.3	< 1	9	7	< 20	5	< 20	20	110	34	< 1	6	55
172732	76.55	10.28	3.16	0.057	0.19	0.31	3.23	3.95	0.230	0.05	0.62	98.62	< 1	6	8	< 20	< 1	< 20	20	110	29	< 1	9	121
172733	75.89	11.94	3.24	0.042	0.15	0.69	4.12	3.64	0.247	0.06	0.58	100.9	< 1	4	12	< 20	1	< 20	30	240	27	1	16	130
172734	75.17	11.58	3.69	0.038	0.08	0.54	3.98	3.96	0.223	0.03	0.83	100.1	< 1	3	5	< 20	1	< 20	10	490	23	< 1	12	123
172735	75.07	10.97	3.69	0.095	0.18	0.30	2.09	5.96	0.261	0.04	0.66	99.51	1	4	12	< 20	1	< 20	< 10	110	23	< 1	12	205
172736	65.99	16.56	4.28	0.059	0.10	0.57	7.16	3.60	0.314	0.14	0.45	99.26	1	6	< 5	< 20	3	< 20	10	270	33	< 1	16	106
172737	73.01	11.46	3.86	0.090	0.19	0.30	1.84	6.73	0.287	0.05	0.54	98.35	1	4	5	< 20	2	< 20	< 10	80	22	< 1	5	212
172738	74.71	10.94	3.64	0.092	0.18	0.27	1.84	6.28	0.242	0.02	0.82	99.03	< 1	5	< 5	< 20	1	< 20	< 10	200	26	1	25	218
278417	74.91	9.52	5.60	0.034	0.13	0.41	1.20	6.61	0.223	0.03	0.72	99.38	< 1	7	8	< 20	1	< 20	10	270	17	< 1	26	188

Activation Laboratories Ltd. Report: A07-6197

Analyte Symbol	SiO2	Al2O3	Fe2O3(T)	MnO	MgO	CaO	Na2O	K2O	TiO2	P2O5	LOI	Total	Sc	Be	V	Cr	Co	Ni	Cu	Zn	Ga	Ge	As	Rb
Unit Symbol	%	%	%	%	%	%	%	%	%	%	%	%	ppm	ppm	ppm	ppm	ppm	ppm	ppm	ppm	ppm	ppm	ppm	ppm
Detection Limit	0.01	0.01	0.01	0.001	0.01	0.01	0.01	0.01	0.001	0.01		0.01	1	1	5	20	1	20	10	30	1	1	5	2
Analysis Method	FUS-ICP	FUS-ICP	FUS-ICP	FUS-ICP	FUS-ICP	FUS-ICP	FUS-ICP	FUS-ICP	FUS-ICP	FUS-ICP	FUS-ICP	FUS-ICP	FUS-ICP	FUS-ICP	FUS-ICP	FUS-MS	FUS-MS	FUS-MS	FUS-MS	FUS-MS	FUS-MS	FUS-MS	FUS-MS	FUS-MS
276421	77.57	10.06	3.08	0.039	0.15	0.27	0.87	7.60	0.253	0.03	0.54	100.7	1	4	6	< 20	1	< 20	10	160	15	< 1	14	195
276436	77.39	10.24	3.58	0.041	0.14	0.33	3.97	3.04	0.254	0.05	0.98	99.99	1	3	9	< 20	2	< 20	20	690	20	< 1	51	75
276437	45.54	14.65	15.01	0.324	6.26	8.03	3.70	0.43	2.695	0.40	3.50	100.7	31	4	306	70	50	60	< 10	400	27	2	12	15
276439	78.43	10.43	3.70	0.034	0.15	0.52	5.84	0.15	0.242	0.06	0.84	100.2	< 1	5	10	< 20	1	< 20	30	420	25	< 1	20	3
276440	76.16	10.86	3.38	0.043	0.14	1.10	5.32	0.96	0.229	0.03	0.54	98.57	< 1	4	9	< 20	1	< 20	40	330	27	1	16	23
276460	76.98	11.54	1.81	0.023	0.25	0.24	0.23	8.09	0.188	0.03	0.93	100.3	3	2	19	< 20	2	< 20	< 10	40	16	< 1	< 5	285
276466	71.80	13.16	1.75	0.040	0.24	0.31	0.59	10.47	0.147	0.02	0.79	99.33	3	2	10	< 20	2	< 20	10	60	21	< 1	7	364
276500	77.68	11.79	2.10	0.030	0.09	0.35	3.43	5.23	0.149	0.02	0.00	100.9	1	6	10	< 20	< 1	< 20	< 10	70	27	1	< 5	197

Activation Laboratories Ltd. Report: A07-6197

Analyte Symbol	Sr	Y	Zr	Nb	Mo	Ag	In	Sn	Sb	Cs	Ba	La	Ce	Pr	Nd	Sm	Eu	Gd	Tb	Dy	Ho	Er	Tm	Yb
Unit Symbol	ppm	ppm	ppm	ppm	ppm	ppm	ppm	ppm	ppm	ppm	ppm	ppm	ppm	ppm	ppm	ppm	ppm	ppm	ppm	ppm	ppm	ppm	ppm	ppm
Detection Limit	2	2	4	1	2	0.5	0.2	1	0.5	0.5	3	0.1	0.1	0.05	0.1	0.1	0.05	0.1	0.1	0.1	0.1	0.1	0.05	0.1
Analysis Method	FUS-ICP	FUS-ICP	FUS-ICP	FUS-MS	FUS-MS	FUS-MS	FUS-MS	FUS-MS	FUS-MS	FUS-MS	FUS-ICP	FUS-MS	FUS-MS	FUS-MS	FUS-MS	FUS-MS	FUS-MS	FUS-MS	FUS-MS	FUS-MS	FUS-MS	FUS-MS	FUS-MS	FUS-MS
276218	53	39	275	26	12	< 0.5	< 0.2	13	10.3	2.1	33	34.6	71.8	8.18	32.8	7.1	0.88	7.3	1.2	7.3	1.5	4.3	0.63	4.0
276219	82	56	319	29	15	< 0.5	< 0.2	25	5.6	4.7	78	46.6	96.8	11.3	45.8	10.1	1.47	10.8	1.8	10.3	2.0	5.6	0.80	4.9
276220	79	74	515	36	32	0.9	< 0.2	12	6.2	3.5	187	59.9	121	14.4	57.7	12.5	0.95	13.1	2.3	13.4	2.8	8.1	1.19	7.5
276221	55	80	602	34	27	0.8	< 0.2	10	10.8	2.1	91	84.4	131	15.5	61.5	13.1	0.71	13.3	2.3	13.8	3.0	8.9	1.32	8.4
276222	52	84	641	37	14	1.8	< 0.2	6	7.2	2.0	153	84.4	134	15.8	63.4	13.8	0.74	14.0	2.4	14.7	3.1	9.3	1.37	8.8
276223	38	110	453	61	10	0.7	< 0.2	8	7.0	1.8	47	60.1	129	15.5	64.8	15.2	0.23	16.9	3.1	19.2	4.1	12.2	1.77	11.1
276224	35	113	459	67	11	1.5	< 0.2	8	8.4	1.8	37	61.2	131	15.8	66.4	15.8	0.20	17.5	3.2	19.8	4.2	12.6	1.83	11.4
276225	29	118	404	72	3	1.1	< 0.2	9	4.9	1.6	27	58.3	123	14.9	64.0	15.6	0.09	17.8	3.2	20.7	4.4	12.9	1.87	11.7
276226	25	111	404	64	3	< 0.5	< 0.2	8	13.4	1.6	22	52.7	116	13.9	59.9	14.6	0.08	16.5	3.0	19.1	4.0	12.1	1.75	11.0
276236	52	119	883	53	17	1.2	< 0.2	34	10.6	< 0.5	10	93.6	184	22.9	92.2	20.1	1.10	21.7	3.7	21.8	4.6	13.4	1.97	12.5
276237	70	87	607	40	16	0.7	< 0.2	36	8.9	< 0.5	32	68.5	139	16.8	67.4	14.6	1.22	14.8	2.6	15.5	3.3	9.7	1.44	9.2
276238	52	88	607	37	19	1.3	< 0.2	22	5.6	< 0.5	28	65.5	133	16.2	64.8	14.0	0.94	14.7	2.6	15.5	3.3	10.2	1.56	10.4
276257	309	46	219	18	3	1.2	< 0.2	7	17.8	0.8	115	23.7	52.7	6.72	29.8	7.6	3.01	8.8	1.5	8.7	1.7	4.9	0.69	4.2
276258	314	46	226	17	2	< 0.5	< 0.2	6	11.6	1.8	201	22.9	51.6	6.64	29.3	7.5	2.96	8.6	1.5	8.5	1.7	4.7	0.67	4.1
276259	317	41	198	17	< 2	< 0.5	< 0.2	7	15.7	1.4	140	21.7	49.3	6.26	27.6	7.0	2.74	8.1	1.4	8.1	1.6	4.5	0.63	3.9
276260	300	44	244	19	< 2	0.6	0.2	5	12.1	4.8	423	24.8	54.9	6.75	28.8	7.0	2.17	7.8	1.3	7.8	1.6	4.5	0.65	4.0
276261	315	42	225	19	< 2	7.1	< 0.2	2	4.8	8.5	571	24.3	54.5	6.85	28.3	6.8	2.13	7.6	1.3	7.8	1.6	4.6	0.64	3.9
276262	304	39	219	18	< 2	< 0.5	< 0.2	1	7.4	5.4	481	22.3	50.1	6.22	26.7	6.5	2.23	7.4	1.3	7.4	1.5	4.2	0.60	3.7
276263	305	36	201	15	< 2	0.8	< 0.2	1	3.5	3.8	309	19.0	43.3	5.40	23.3	5.7	2.09	6.6	1.1	6.5	1.3	3.7	0.52	3.2
276264	283	41	229	18	2	< 0.5	< 0.2	2	6.1	4.0	299	22.4	50.4	6.15	26.3	6.4	2.08	7.1	1.2	7.3	1.5	4.2	0.60	3.7
276265	301	57	313	23	12	1.0	0.3	19	18.8	1.3	63	35.1	75.7	9.20	39.3	9.5	2.81	10.7	1.8	10.6	2.2	6.1	0.88	5.4
276266	263	40	217	16	9	1.4	< 0.2	14	13.0	4.0	350	22.7	51.7	6.41	27.6	6.8	2.07	7.6	1.3	7.6	1.6	4.5	0.64	3.9
276267	290	63	288	20	28	1.5	0.2	19	12.2	1.4	30	31.0	66.5	8.33	35.5	8.5	2.26	9.5	1.6	9.7	2.0	5.5	0.79	4.9
276268	38	106	364	65	4	< 0.5	< 0.2	7	6.6	1.4	72	52.0	115	13.6	57.9	13.9	0.10	15.4	2.8	17.8	3.8	11.2	1.63	10.3
276269	77	114	413	72	6	< 0.5	0.2	13	5.5	1.2	57	56.1	122	14.6	62.4	15.1	0.22	17.1	3.1	19.2	4.0	12.0	1.74	10.9
276270	387	33	214	19	3	< 0.5	< 0.2	2	16.6	3.5	115	22.2	49.0	6.10	26.3	6.5	2.43	7.1	1.2	6.7	1.3	3.5	0.50	3.0
276271	248	30	198	18	11	7.3	< 0.2	2	14.3	8.3	378	19.6	44.2	5.54	23.6	5.6	2.20	6.3	1.0	6.0	1.2	3.3	0.49	2.8
276272	292	30	196	17	4	1.0	< 0.2	2	14.5	6.0	289	18.8	42.7	5.31	22.9	5.6	2.04	6.3	1.0	5.9	1.2	3.2	0.45	2.8
276273	219	32	206	16	4	< 0.5	< 0.2	1	11.2	10.9	324	19.4	44.4	5.56	23.8	5.9	2.37	6.4	1.1	6.1	1.2	3.3	0.48	2.8
276274	279	35	254	18	6	< 0.5	< 0.2	2	11.2	6.2	257	25.6	53.6	6.45	26.6	6.0	2.17	6.4	1.1	6.4	1.3	3.7	0.52	3.2
276275	149	26	313	16	20	0.9	< 0.2	2	8.3	2.7	408	31.5	62.8	7.37	28.4	5.7	1.35	5.5	0.9	5.0	1.0	2.9	0.42	2.7
276276	172	43	239	19	36	< 0.5	< 0.2	2	9.7	16.1	328	30.6	61.3	7.39	30.4	6.8	2.27	7.6	1.3	7.6	1.5	4.2	0.60	3.8
276277	262	53	290	22	30	3.2	< 0.2	5	11.8	21.2	575	41.9	84.1	10.3	42.3	9.6	1.85	10.4	1.7	9.9	1.9	5.4	0.75	4.5
276278	313	128	765	49	5	1.2	< 0.2	8	12.1	< 0.5	29	83.0	168	20.8	84.3	18.9	1.61	20.4	3.6	22.5	4.7	13.7	1.96	12.0
276279	173	141	1096	60	9	1.2	< 0.2	7	10.9	< 0.5	14	108	211	26.3	105	22.3	1.12	23.6	4.0	24.2	5.1	15.2	2.25	14.4
276280	382	32	185	13	3	< 0.5	< 0.2	1	10.2	6.4	642	16.7	37.6	4.75	20.6	5.2	2.02	6.0	1.0	5.9	1.2	3.3	0.47	2.9
276281	359	34	196	13	5	6.5	< 0.2	2	2.9	6.0	514	18.9	42.2	5.22	22.7	5.7	2.06	6.3	1.1	6.2	1.2	3.5	0.49	3.0
276282	103	110	793	49	16	15.0	< 0.2	6	4.1	< 0.5	32	96.5	188	22.8	89.8	18.6	0.91	19.3	3.2	19.6	4.1	12.3	1.81	11.6
276283	61	88	653	39	16	2.0	< 0.2	5	3.0	< 0.5	22	78.9	151	17.9	70.6	14.6	0.73	14.9	2.6	15.5	3.3	9.6	1.44	9.2
276284	61	103	781	43	16	1.2	< 0.2	4	0.8	< 0.5	10	88.6	174	20.8	82.5	17.4	0.80	17.6	2.9	17.7	3.7	10.8	1.60	10.2
276285	47	83	606	35	36	1.8	< 0.2	4	< 0.5	< 0.5	60	72.6	143	16.9	66.4	13.8	0.63	13.8	2.3	14.3	3.0	9.1	1.36	8.8
276286	98	106	818	47	14	1.4	< 0.2	5	< 0.5	< 0.5	7	94.5	185	22.2	87.5	18.3	0.85	18.4	3.0	18.8	4.0	11.8	1.76	11.3
276287	203	145	1069	56	7	1.2	< 0.2	9	< 0.5	< 0.5	10	111	226	26.2	105	22.3	1.17	22.7	3.8	24.0	5.1	15.4	2.30	14.8
276288	294	39	238	18	3	0.5	< 0.2	7	7.5	1.6	102	21.8	50.2	6.21	27.5	7.0	2.53	7.9	1.3	7.6	1.5	4.3	0.62	3.8
276289	126	145	1059	61	< 2	1.5	< 0.2	8	3.1	< 0.5	8	123	239	29.5	117	24.9	1.51	25.3	4.2	25.7	5.4	16.0	2.36	15.1
276290	82	110	865	46	5	1.1	< 0.2	5	< 0.5	< 0.5	8	96.6	180	22.6	89.4	18.9	0.88	19.0	3.1	18.8	3.9	11.7	1.74	11.1
276291	49	100	807	42	8	1.3	< 0.2	5	8.9	< 0.5	33	89.0	173	20.9	82.2	17.1	0.76	17.1	2.8	17.8	3.7	10.9	1.61	10.2
276292	63	119	950	45	5	1.4	< 0.2	5	< 0.5	< 0.5	7	95.9	177	22.5	89.0	18.6	0.82	19.0	3.1	19.1	4.0	12.0	1.77	11.4
276293	88	136	1085	57	3	1.5	< 0.2	7	< 0.5	< 0.5	< 3	115	213	27.0	107	22.4	0.96	22.6	3.6	22.6	4.8	14.4	2.14	13.8
276294	66	94	737	43	4	1.0	< 0.2	5	7.9	< 0.5	10	83.6	176	21.5	81.5	15.8	0.72	15.5	2.7	17.0	3.5	10.4	1.52	9.6
276295	70	143	1153	63	6	1.2	< 0.2	7	7.2	< 0.5	7	118	247	29.9	115	22.5	1.03	22.5	3.9	24.7	5.2	15.3	2.24	14.3
276296	57	124	900	57	11	1.1	< 0.2	7	20.4	< 0.5	11	114	243	29.2	112	21.9	0.98	21.9	3.7	23.1	4.8	14.3	2.10	13.4

Analyte Symbol	Sr	Y	Zr	Nb	Mo	Ag	In	Sn	Sb	Cs	Ba	La	Ce	Pr	Nd	Sm	Eu	Gd	Tb	Dy	Ho	Er	Tm	Yb
Unit Symbol	ppm	ppm	ppm	ppm	ppm	ppm	ppm	ppm	ppm	ppm	ppm	ppm	ppm	ppm	ppm	ppm	ppm	ppm	ppm	ppm	ppm	ppm	ppm	ppm
Detection Limit	2	2	4	1	2	0.5	0.2	1	0.5	0.5	3	0.1	0.1	0.05	0.1	0.1	0.05	0.1	0.1	0.1	0.1	0.1	0.05	0.1
Analysis Method	FUS-ICP	FUS-ICP	FUS-ICP	FUS-MS	FUS-MS	FUS-MS	FUS-MS	FUS-MS	FUS-MS	FUS-MS	FUS-ICP	FUS-MS	FUS-MS	FUS-MS	FUS-MS	FUS-MS	FUS-MS	FUS-MS	FUS-MS	FUS-MS	FUS-MS	FUS-MS	FUS-MS	FUS-MS
278297	105	140	1000	62	12	2.2	0.2	11	8.3	< 0.5	59	118	258	30.6	118	23.2	1.35	24.1	4.1	25.7	5.4	15.8	2.34	14.9
278298	99	133	975	63	3	1.9	< 0.2	8	10.3	1.1	63	114	255	29.9	114	22.1	1.16	22.6	3.9	24.9	5.3	15.9	2.39	15.5
278299	97	141	1036	71	< 2	1.1	< 0.2	7	7.7	< 0.5	3	122	268	31.5	119	22.7	1.20	23.0	4.1	25.9	5.5	16.3	2.40	15.3
172501	15	107	369	76	2	< 0.5	< 0.2	8	10.3	1.8	15	58.7	134	16.1	66.0	14.8	0.10	16.5	3.1	20.1	4.2	12.6	1.83	11.4
172502	42	121	425	86	< 2	< 0.5	< 0.2	10	11.6	1.9	46	53.4	124	15.0	62.5	14.5	0.26	16.0	3.0	19.6	4.2	12.4	1.79	11.1
172504	129	77	477	32	7	< 0.5	< 0.2	10	12.0	4.0	296	50.9	111	13.6	55.1	11.8	1.76	12.8	2.3	14.2	3.0	8.6	1.24	7.7
172505	153	119	749	44	26	1.3	0.3	21	10.6	4.2	24	66.5	178	21.3	82.4	16.6	0.82	17.6	3.3	21.1	4.5	13.4	1.95	12.3
172506	51	107	686	41	27	1.0	< 0.2	5	7.7	2.3	23	74.6	162	19.9	77.4	15.7	0.78	17.2	3.1	19.5	4.1	11.9	1.73	10.9
172507	41	118	782	43	69	1.5	< 0.2	6	9.6	2.4	42	82.7	187	21.7	82.9	16.1	0.73	16.9	3.1	20.6	4.4	13.6	1.99	12.6
172508	61	115	764	45	20	1.3	< 0.2	7	11.3	4.6	63	80.5	171	20.6	79.6	16.1	0.73	16.7	3.1	19.7	4.2	12.7	1.87	11.9
172509	260	56	368	26	4	0.7	< 0.2	6	10.4	5.4	311	38.1	81.6	10.3	41.5	9.0	2.00	9.8	1.7	10.7	2.2	6.3	0.91	5.7
172510	62	98	719	42	< 2	< 0.5	< 0.2	3	9.0	3.5	78	78.6	162	19.5	74.7	14.8	0.69	14.9	2.7	16.8	3.6	10.7	1.56	10.1
172511	42	95	680	53	4	< 0.5	< 0.2	4	< 0.5	2.9	55	81.9	155	17.3	71.0	13.5	0.65	15.2	2.7	15.8	3.2	9.9	1.53	9.4
172512	36	94	726	52	5	0.7	< 0.2	8	12.9	1.9	51	91.6	199	23.9	92.0	18.3	1.00	18.5	3.3	20.6	4.4	13.0	1.90	12.1
172513	43	103	753	43	13	< 0.5	< 0.2	4	8.3	1.7	48	74.7	163	19.1	74.3	15.0	0.72	15.4	2.8	17.3	3.7	10.9	1.60	10.1
172514	39	98	709	48	3	1.3	< 0.2	5	8.8	2.7	57	75.8	170	20.3	82.0	17.9	0.80	17.0	3.0	18.8	3.9	11.6	1.73	11.1
172515	103	149	1014	56	3	< 0.5	< 0.2	9	2.5	7.5	144	96.2	204	25.1	102	22.6	1.03	22.6	4.0	25.1	5.3	15.6	2.32	14.9
172516	65	94	681	45	3	< 0.5	< 0.2	5	3.2	4.1	73	74.6	158	19.5	78.7	17.2	0.77	15.3	2.7	17.1	3.6	10.6	1.58	10.3
172517	285	82	574	35	2	< 0.5	< 0.2	13	7.6	< 0.5	23	58.8	121	14.7	59.9	13.2	0.94	12.8	2.3	14.0	3.0	8.9	1.32	8.5
172518	125	85	620	39	4	< 0.5	< 0.2	5	2.3	1.6	96	64.3	132	16.6	67.0	14.6	0.77	13.3	2.4	15.1	3.2	9.7	1.46	9.4
172519	171	123	817	47	23	< 0.5	0.2	9	6.4	1.6	142	76.2	160	20.3	84.0	19.2	1.24	18.4	3.4	21.4	4.5	13.6	2.01	12.9
172520	93	124	871	48	17	< 0.5	< 0.2	6	4.1	3.2	184	75.9	156	19.5	79.3	17.5	0.85	16.8	3.1	20.2	4.4	13.3	1.95	12.4
172521	59	94	659	41	5	< 0.5	< 0.2	5	5.3	3.2	130	64.9	144	17.2	70.6	16.0	0.76	15.0	2.7	16.5	3.4	10.1	1.49	9.5
172522	116	92	659	40	< 2	< 0.5	0.2	7	6.5	2.3	213	71.6	148	18.5	75.2	16.6	0.88	15.2	2.7	16.4	3.5	10.4	1.55	10.1
172523	133	130	875	52	3	< 0.5	< 0.2	9	5.0	0.6	34	84.0	181	21.8	88.5	19.5	0.90	19.2	3.5	22.4	4.7	14.1	2.09	13.4
172524	283	90	661	59	6	< 0.5	0.2	24	6.3	1.2	188	68.5	153	18.6	77.2	17.4	3.58	16.0	2.6	17.1	3.5	10.1	1.50	9.8
172525	275	78	569	35	9	< 0.5	0.3	51	10.9	1.3	16	41.3	97.5	13.2	58.2	14.9	4.53	14.3	2.4	14.1	2.8	7.6	1.09	6.7
172526	240	72	480	32	12	0.8	0.3	31	8.6	2.2	18	38.2	92.9	12.9	57.7	15.1	5.23	15.0	2.5	14.5	2.8	7.6	1.08	6.6
172527	317	92	640	41	24	3.1	< 0.2	12	9.5	< 0.5	29	71.4	147	18.5	74.9	16.5	0.82	15.6	2.7	16.9	3.5	10.3	1.52	9.7
172528	93	96	682	43	8	1.2	< 0.2	11	5.0	1.2	259	78.0	158	20.0	80.7	17.6	0.77	15.8	2.8	17.9	3.8	11.2	1.65	10.6
172529	79	84	640	35	10	< 0.5	< 0.2	7	2.8	0.9	132	64.5	131	16.9	68.1	14.8	0.80	13.3	2.4	14.7	3.1	9.2	1.37	8.8
172530	93	89	836	39	11	0.6	< 0.2	7	5.6	1.1	116	70.3	145	18.3	73.9	16.2	0.85	14.8	2.6	16.3	3.4	10.2	1.53	9.8
172531	185	78	565	35	2	< 0.5	< 0.2	11	11.2	0.7	90	63.2	136	16.5	67.0	14.9	0.67	13.3	2.4	15.0	3.2	9.4	1.39	8.9
172532	30	106	764	42	48	< 0.5	< 0.2	4	4.9	0.8	43	73.7	153	19.2	76.9	16.6	0.89	15.7	2.9	18.2	3.9	12.1	1.81	11.8
172533	36	92	694	45	18	< 0.5	< 0.2	4	< 0.5	1.9	53	72.1	145	19.1	76.9	16.6	0.71	15.4	2.7	16.6	3.5	10.5	1.57	10.2
172534	64	100	677	47	8	< 0.5	< 0.2	5	2.5	2.0	65	76.3	149	19.9	80.8	17.8	0.77	16.0	2.9	17.9	3.8	11.2	1.68	10.9
172535	36	84	500	42	10	< 0.5	< 0.2	5	6.0	< 0.5	17	67.8	149	17.7	71.8	15.8	0.92	14.7	2.6	15.6	3.2	9.4	1.39	8.9
172536	43	71	375	41	3	< 0.5	< 0.2	4	9.5	< 0.5	32	60.9	131	15.2	61.1	13.3	1.02	12.6	2.1	12.7	2.5	7.4	1.09	7.0
172537	25	82	554	37	5	< 0.5	< 0.2	4	4.8	0.6	20	63.4	136	16.4	68.8	14.6	0.79	13.1	2.4	14.8	3.1	9.3	1.40	9.1
172538	30	83	603	40	> 100	< 0.5	< 0.2	4	4.8	1.6	55	51.5	117	14.3	58.6	13.1	0.82	12.8	2.3	15.1	3.2	9.7	1.45	9.3
172539	34	84	642	39	3	< 0.5	< 0.2	3	< 0.5	1.5	65	57.0	128	15.8	64.4	14.3	0.89	13.4	2.4	15.1	3.2	9.6	1.43	9.3
172540	22	90	608	39	20	< 0.5	< 0.2	3	< 0.5	0.8	23	63.9	141	17.2	71.4	16.4	0.79	15.2	2.7	17.0	3.4	9.8	1.42	9.1
172541	42	92	668	44	21	< 0.5	< 0.2	7	5.4	< 0.5	16	68.5	148	17.8	73.4	16.7	0.78	15.3	2.7	16.4	3.3	9.5	1.43	9.3
172542	19	94	622	42	17	< 0.5	< 0.2	3	1.5	0.7	23	62.5	139	17.0	69.1	15.3	0.75	14.2	2.6	16.8	3.5	10.5	1.53	9.7
172543	25	98	659	38	6	< 0.5	< 0.2	5	2.8	0.6	40	65.5	142	17.4	71.1	15.9	0.72	14.3	2.6	16.8	3.5	10.5	1.58	10.1
172544	28	86	630	40	13	< 0.5	< 0.2	4	4.8	1.0	59	64.3	142	17.2	70.1	15.5	0.74	13.7	2.5	15.5	3.3	9.9	1.46	9.6
172545	27	88	634	41	9	< 0.5	< 0.2	3	< 0.5	0.7	42	69.1	150	18.1	69.4	13.5	0.70	14.1	2.5	15.4	3.3	9.7	1.43	9.2
172546	32	109	726	48	10	< 0.5	< 0.2	3	< 0.5	0.8	55	76.6	165	20.3	78.4	15.6	0.80	15.7	2.9	18.4	3.9	11.6	1.71	10.9
172547	35	88	637	41	> 100	< 0.5	< 0.2	4	4.8	1.1	70	71.5	152	18.5	70.6	13.8	0.71	14.1	2.5	15.5	3.3	9.7	1.43	9.1
172548	38	90	632	43	14	< 0.5	< 0.2	3	< 0.5	1.5	110	76.5	166	19.9	76.0	14.7	0.80	15.2	2.7	16.5	3.5	10.3	1.52	9.7
172549	40	120	791	50	22	< 0.5	< 0.2	6	< 0.5	< 0.5	37	80.7	175	20.9	80.0	15.6	0.81	16.9	3.1	19.8	4.2	12.6	1.88	12.0
172550	52	102	721	42	25	< 0.5	< 0.2	4	< 0.5	0.5	41	75.7	162	19.4	74.2	14.5	0.75	14.7	2.7	16.9	3.6	11.0	1.62	10.4

Activation Laboratories Ltd. Report: A07-6197

Analyte Symbol	Sr	Y	Zr	Nb	Mo	Ag	In	Sn	Sb	Cs	Ba	La	Ce	Pr	Nd	Sm	Eu	Gd	Tb	Dy	Ho	Er	Tm	Yb
Unit Symbol	ppm	ppm	ppm	ppm	ppm	ppm	ppm	ppm	ppm	ppm	ppm	ppm	ppm	ppm	ppm	ppm	ppm	ppm	ppm	ppm	ppm	ppm	ppm	ppm
Detection Limit	2	2	4	1	2	0.5	0.2	1	0.5	0.5	3	0.1	0.1	0.05	0.1	0.1	0.05	0.1	0.1	0.1	0.1	0.1	0.05	0.1
Analysis Method	FUS-ICP	FUS-ICP	FUS-ICP	FUS-MS	FUS-MS	FUS-MS	FUS-MS	FUS-MS	FUS-MS	FUS-MS	FUS-ICP	FUS-MS	FUS-MS	FUS-MS	FUS-MS	FUS-MS	FUS-MS	FUS-MS	FUS-MS	FUS-MS	FUS-MS	FUS-MS	FUS-MS	FUS-MS
172551	94	105	684	43	10	< 0.5	< 0.2	7	< 0.5	0.8	39	78.6	165	20.3	78.1	15.5	0.87	16.2	2.9	16.2	3.6	11.3	1.67	10.6
172552	41	117	748	45	71	< 0.5	< 0.2	6	2.5	0.7	43	78.0	172	20.7	79.3	15.5	0.79	16.2	3.0	16.5	4.2	12.8	1.88	12.0
172553	40	90	667	42	24	< 0.5	< 0.2	2	< 0.5	1.7	74	74.1	160	19.4	74.0	14.3	0.73	14.5	2.8	16.0	3.3	9.8	1.45	9.3
172554	169	105	661	44	33	< 0.5	0.2	5	< 0.5	1.3	74	78.0	163	19.8	76.4	15.2	0.83	15.7	2.8	17.8	3.7	10.9	1.59	10.1
172555	58	90	666	40	15	< 0.5	< 0.2	2	< 0.5	1.5	73	68.8	149	17.9	68.3	13.3	0.69	13.5	2.4	15.4	3.2	9.3	1.41	9.3
172556	48	93	671	42	7	< 0.5	< 0.2	4	< 0.5	1.1	25	75.1	164	20.0	76.6	15.0	0.75	14.8	2.6	16.2	3.4	10.0	1.48	9.4
172557	42	88	623	42	4	< 0.5	< 0.2	4	2.7	0.8	38	71.8	157	19.0	72.8	14.2	0.72	13.8	2.4	15.1	3.2	9.3	1.38	8.8
172558	72	107	705	50	9	< 0.5	< 0.2	5	< 0.5	1.0	49	84.8	182	22.3	85.8	17.0	0.86	17.2	3.1	19.5	4.1	11.9	1.73	10.9
172559	101	155	1033	66	3	< 0.5	< 0.2	8	< 0.5	2.3	182	111	240	29.4	113	22.1	1.14	23.1	4.1	25.9	5.5	16.3	2.39	15.2
172560	77	147	1051	72	9	< 0.5	< 0.2	9	< 0.5	2.1	182	110	240	29.6	114	22.4	1.09	23.4	4.2	25.9	5.5	16.5	2.45	15.6
172561	86	113	820	54	5	< 0.5	< 0.2	7	0.7	1.9	116	94.4	203	24.9	95.3	18.5	0.99	19.0	3.4	20.8	4.4	12.9	1.89	12.0
172562	88	118	838	51	6	< 0.5	< 0.2	7	< 0.5	1.6	118	98.5	208	25.4	97.3	19.0	0.85	18.8	3.4	20.9	4.4	13.0	1.93	12.4
172563	83	107	775	53	3	< 0.5	< 0.2	7	1.4	1.4	109	99.8	212	25.9	99.0	19.3	0.89	18.9	3.3	19.9	4.1	12.1	1.77	11.3
172564	59	107	742	45	4	0.6	< 0.2	5	< 0.5	1.3	90	86.8	187	22.9	87.3	18.9	0.80	17.8	3.1	19.1	4.0	11.8	1.71	10.8
172565	55	109	782	58	8	< 0.5	< 0.2	6	< 0.5	1.7	58	88.4	173	19.1	79.4	16.2	0.74	17.5	3.1	18.8	3.8	11.6	1.73	10.5
172567	40	93	704	57	9	< 0.5	< 0.2	5	< 0.5	2.2	61	87.3	171	19.0	72.1	16.4	0.67	16.7	2.8	16.7	3.5	10.4	1.57	9.8
172568	42	98	702	48	11	< 0.5	< 0.2	3	< 0.5	1.5	65	78.1	168	20.6	79.4	15.7	0.95	16.1	2.8	17.2	3.6	10.5	1.55	9.9
172569	49	94	658	44	7	< 0.5	< 0.2	4	< 0.5	1.0	58	78.3	169	20.5	78.8	15.5	0.81	16.0	2.8	17.0	3.5	10.3	1.52	9.7
172570	46	97	678	41	6	< 0.5	< 0.2	3	< 0.5	0.7	59	71.6	156	19.0	72.8	14.2	0.65	14.4	2.5	15.7	3.3	9.7	1.44	9.2
172571	91	91	681	39	5	< 0.5	< 0.2	4	< 0.5	1.2	141	65.2	141	17.0	64.8	12.4	0.55	12.7	2.3	14.6	3.1	9.3	1.38	8.9
172572	88	128	865	55	7	< 0.5	< 0.2	6	2.1	2.0	235	102	215	26.3	100	19.3	0.89	20.0	3.5	21.9	4.6	13.6	2.00	12.6
172573	66	95	706	44	9	< 0.5	< 0.2	5	< 0.5	1.4	151	80.1	188	20.5	77.1	14.4	0.65	14.8	2.6	16.5	3.5	10.6	1.61	10.4
172574	525	161	1023	71	2	< 0.5	0.6	25	4.0	0.9	113	105	238	29.9	115	22.6	1.41	24.2	4.4	28.2	5.9	17.2	2.50	15.7
172575	773	218	1527	97	2	< 0.5	1.3	31	5.7	0.6	82	164	368	46.5	177	34.4	1.75	35.7	6.3	38.2	8.0	23.8	3.51	22.4
172576	72	98	679	47	5	< 0.5	< 0.2	5	< 0.5	1.3	97	85.6	173	22.2	84.3	16.2	0.73	16.7	2.9	18.1	3.8	10.9	1.60	10.1
172577	56	119	881	63	9	< 0.5	< 0.2	5	< 0.5	1.1	52	95.0	204	25.4	97.3	19.1	0.88	20.3	3.6	22.2	4.8	13.6	1.99	12.6
172578	33	92	659	42	9	< 0.5	< 0.2	3	< 0.5	1.0	39	77.4	167	20.5	78.6	15.5	0.69	15.2	2.7	16.8	3.5	10.2	1.50	9.5
172579	39	86	626	39	4	< 0.5	< 0.2	3	< 0.5	0.9	43	69.2	148	18.0	68.4	13.1	0.58	13.8	2.4	15.2	3.2	9.4	1.38	8.8
172580	32	98	710	44	13	< 0.5	< 0.2	3	< 0.5	1.2	46	77.8	187	20.7	79.1	15.3	0.70	15.4	2.7	17.0	3.6	10.6	1.57	10.0
172581	32	100	690	46	5	< 0.5	< 0.2	3	2.8	1.4	40	84.1	184	22.2	84.7	16.5	0.74	17.0	3.0	18.9	4.0	11.8	1.73	10.9
172582	33	101	707	47	3	< 0.5	< 0.2	3	< 0.5	1.5	47	81.8	179	21.7	82.8	16.1	0.70	16.5	2.9	18.1	3.8	11.4	1.69	10.9
172583	35	105	689	50	3	< 0.5	< 0.2	5	2.2	1.5	60	87.7	193	22.9	87.5	17.0	0.78	17.6	3.1	19.6	4.1	12.1	1.78	11.4
172584	32	99	650	45	6	< 0.5	< 0.2	4	< 0.5	2.2	33	78.2	167	20.3	77.3	14.8	0.68	15.2	2.7	17.1	3.6	10.6	1.56	9.9
172585	31	92	657	46	4	< 0.5	< 0.2	4	< 0.5	1.3	24	83.6	180	21.8	83.1	16.1	0.72	16.7	2.9	17.9	3.7	10.9	1.60	10.2
172586	66	89	659	44	10	< 0.5	< 0.2	4	0.7	1.3	46	77.6	170	20.5	77.6	14.8	0.68	14.9	2.7	16.7	3.5	10.6	1.57	10.0
172587	47	83	646	33	9	< 0.5	< 0.2	2	< 0.5	1.4	42	63.7	137	16.0	64.6	14.1	0.61	13.2	2.3	14.6	3.1	9.2	1.33	8.4
172588	70	145	793	37	10	< 0.5	< 0.2	4	6.0	2.2	33	70.6	151	18.6	82.3	21.0	0.99	24.2	4.4	27.7	5.5	15.2	2.11	12.6
172589	38	88	637	34	6	< 0.5	< 0.2	3	0.6	1.2	26	65.3	143	18.7	67.5	14.8	0.61	14.0	2.5	15.6	3.3	9.8	1.42	9.0
172590	65	61	416	26	8	< 0.5	< 0.2	4	9.4	2.1	68	45.9	93.6	12.1	49.4	11.0	0.76	10.3	1.8	11.3	2.4	7.1	1.04	6.8
172591	26	88	583	38	7	< 0.5	< 0.2	4	5.1	1.3	20	83.4	169	21.4	86.0	18.6	0.72	16.8	2.9	17.6	3.6	10.4	1.49	9.3
172592	24	90	599	39	7	< 0.5	< 0.2	4	< 0.5	1.1	20	68.5	144	17.8	73.3	15.6	0.64	15.7	2.6	17.3	3.6	10.7	1.55	9.7
172593	34	101	663	39	6	< 0.5	< 0.2	4	7.5	1.8	44	69.2	153	18.3	75.4	17.2	0.76	16.8	3.0	18.6	3.9	11.5	1.68	10.3
172594	44	87	583	34	7	< 0.5	< 0.2	4	2.9	2.5	70	67.2	137	17.4	70.5	15.5	0.66	14.3	2.5	15.6	3.2	9.5	1.38	8.7
172595	84	202	861	53	26	3.2	< 0.2	7	5.2	3.9	165	106	222	29.0	126	31.0	1.44	32.8	5.9	36.6	7.3	20.3	2.88	17.6
172596	46	109	729	45	10	2.0	< 0.2	4	4.5	2.6	87	91.2	189	22.3	90.2	19.6	0.83	19.1	3.4	20.8	4.3	12.6	1.85	11.8
172597	35	104	701	41	2	1.5	< 0.2	4	6.1	1.7	44	78.5	164	18.8	76.7	17.2	0.71	15.4	2.7	16.9	3.5	10.1	1.50	9.5
172598	46	103	637	41	12	1.1	< 0.2	4	5.2	1.6	64	83.4	176	21.0	84.6	18.4	0.80	17.9	3.1	18.7	3.9	11.3	1.65	10.4
172599	22	105	685	43	17	1.3	< 0.2	4	8.4	0.7	16	84.7	180	21.6	87.6	19.3	0.77	18.0	3.2	19.3	4.0	11.4	1.67	10.5
172600	29	119	728	43	4	1.6	< 0.2	4	5.7	1.5	36	97.4	216	24.4	98.5	21.4	0.91	21.0	3.7	22.2	4.6	13.2	1.91	12.0
172601	29	137	879	55	4	1.5	< 0.2	4	6.9	1.0	14	105	227	26.6	109	24.3	1.02	22.9	4.1	25.1	5.1	14.8	2.16	13.7
172602	27	96	663	40	6	1.1	< 0.2	4	10.0	2.0	53	80.3	173	20.7	82.5	17.8	0.71	16.4	2.9	17.8	3.7	10.8	1.54	9.7
172603	33	146	1072	61	< 2	1.8	< 0.2	6	8.6	2.7	13	107	225	27.4	111	24.5	1.06	24.2	4.3	26.5	5.4	15.8	2.31	14.5

Activation Laboratories Ltd. Report: A07-6197

Analyte Symbol	Sr	Y	Zr	Nb	Mo	Ag	In	Sn	Sb	Cs	Ba	La	Ce	Pr	Nd	Sm	Eu	Gd	Tb	Dy	Ho	Er	Tm	Yb
Unit Symbol	ppm	ppm	ppm	ppm	ppm	ppm	ppm	ppm	ppm	ppm	ppm	ppm	ppm	ppm	ppm	ppm	ppm	ppm	ppm	ppm	ppm	ppm	ppm	ppm
Detection Limit	2	2	4	1	2	0.5	0.2	1	0.5	0.5	3	0.1	0.1	0.05	0.1	0.1	0.05	0.1	0.1	0.1	0.1	0.1	0.05	0.1
Analysis Method	FUS-ICP	FUS-ICP	FUS-ICP	FUS-MS	FUS-MS	FUS-MS	FUS-MS	FUS-MS	FUS-MS	FUS-MS	FUS-ICP	FUS-MS	FUS-MS	FUS-MS	FUS-MS	FUS-MS	FUS-MS	FUS-MS	FUS-MS	FUS-MS	FUS-MS	FUS-MS	FUS-MS	FUS-MS
172604	37	142	1000	61	2	1.4	< 0.2	7	7.4	2.3	14	115	248	28.7	117	26.1	1.15	24.7	4.3	28.0	5.4	15.7	2.30	14.6
172605	37	159	979	69	< 2	1.7	< 0.2	7	8.2	1.8	15	125	268	31.9	129	28.2	1.33	28.4	4.8	28.4	5.9	17.1	2.52	16.0
172606	26	88	759	41	12	1.2	< 0.2	3	5.1	1.5	31	82.6	176	20.6	83.4	18.3	0.71	18.1	2.8	18.7	3.5	10.4	1.57	10.3
172607	31	121	835	50	8	1.6	< 0.2	4	9.8	1.4	15	88.6	189	22.4	90.8	19.9	0.85	19.7	3.3	21.0	4.4	12.9	1.89	12.0
172608	35	108	720	45	9	1.3	< 0.2	5	6.1	2.0	59	80.3	173	20.4	82.6	18.1	0.84	18.6	3.0	18.7	3.9	11.4	1.67	10.8
172609	47	105	753	43	13	1.5	< 0.2	4	6.1	2.9	96	76.4	161	19.0	77.3	17.2	0.75	18.1	2.9	18.0	3.8	11.1	1.64	10.6
172610	37	101	727	41	22	1.4	< 0.2	4	5.0	4.5	84	77.3	169	19.8	80.0	17.5	0.75	18.7	3.0	19.0	4.0	11.8	1.73	10.9
172611	37	104	754	43	33	1.5	< 0.2	5	7.5	5.2	78	78.1	159	19.0	77.5	17.2	0.79	18.0	2.9	18.5	3.9	11.6	1.70	10.8
172612	41	86	640	39	8	1.5	< 0.2	4	7.8	6.3	222	72.5	153	18.0	72.9	16.1	0.94	15.4	2.7	16.3	3.4	9.8	1.43	9.1
172613	97	89	641	39	12	1.1	< 0.2	4	4.2	7.0	361	72.6	159	18.4	74.6	16.4	1.12	15.3	2.7	16.5	3.5	10.3	1.50	9.5
172614	36	96	710	41	15	1.5	< 0.2	3	1.8	3.7	105	80.7	172	20.3	81.2	17.5	0.74	17.1	3.0	18.1	3.7	11.0	1.64	10.6
172615	56	105	661	49	4	2.1	< 0.2	8	1.3	2.9	113	98.6	214	25.0	100	21.6	0.93	20.1	3.2	19.6	4.1	12.0	1.79	11.6
172616	268	35	181	12	< 2	< 0.5	< 0.2	2	8.3	2.9	448	14.6	35.1	4.62	21.2	5.7	2.13	6.5	1.1	6.5	1.3	3.6	0.50	3.0
172617	178	46	276	21	< 2	0.5	< 0.2	2	3.7	4.6	682	26.2	63.2	8.33	36.9	9.4	3.19	9.9	1.7	9.6	1.8	5.1	0.72	4.4
172618	326	35	187	15	< 2	< 0.5	< 0.2	2	7.9	2.1	274	15.6	37.7	5.10	23.3	6.2	2.30	7.0	1.2	6.9	1.4	3.7	0.52	3.2
172619	435	35	246	19	< 2	< 0.5	< 0.2	2	14.9	1.5	234	22.2	51.1	6.38	27.4	6.7	2.06	6.7	1.1	6.6	1.3	3.6	0.51	3.1
172620	306	33	201	18	< 2	< 0.5	< 0.2	2	5.0	2.6	410	18.6	44.1	5.70	25.5	6.6	2.23	6.8	1.1	6.7	1.3	3.5	0.50	3.0
172621	278	31	214	18	< 2	< 0.5	< 0.2	2	10.8	5.4	478	21.3	49.3	6.39	27.4	6.7	2.32	6.8	1.1	6.4	1.2	3.4	0.49	3.0
172622	47	68	559	31	48	1.0	< 0.2	4	< 0.5	1.4	116	66.2	143	16.6	65.5	13.6	0.67	13.0	2.1	12.2	2.5	7.2	1.06	6.7
172623	41	89	566	31	> 100	1.3	< 0.2	3	< 0.5	1.1	70	55.1	122	14.5	58.3	12.7	0.58	12.0	2.0	12.3	2.6	7.9	1.17	7.8
172624	32	74	512	27	16	1.0	< 0.2	2	< 0.5	0.6	55	62.8	136	15.5	62.0	13.2	0.63	12.7	2.0	12.5	2.6	7.5	1.10	6.9
172625	41	79	548	30	14	0.8	< 0.2	3	1.2	1.9	83	61.5	135	15.7	63.7	14.0	0.64	12.9	2.2	13.5	2.8	8.3	1.22	7.7
172626	41	90	566	35	11	1.6	< 0.2	3	< 0.5	3.9	102	76.1	165	19.7	79.5	17.3	0.83	16.3	2.7	16.4	3.4	10.0	1.47	9.4
172627	184	81	618	36	3	1.4	< 0.2	5	3.1	1.8	85	69.5	146	17.4	70.2	15.4	1.01	14.8	2.5	15.3	3.2	9.5	1.39	8.9
172628	106	88	669	36	3	1.5	0.2	6	2.7	1.8	98	78.6	168	20.1	80.5	17.3	0.76	16.4	2.8	16.8	3.4	10.1	1.49	9.5
172629	100	76	558	30	3	1.0	0.2	5	0.9	1.3	104	60.0	132	15.7	62.9	13.6	1.06	13.3	2.3	14.0	2.9	8.8	1.30	8.3
172630	47	95	678	35	16	0.7	< 0.2	5	3.5	1.9	75	71.5	155	18.6	73.7	15.6	0.85	14.9	2.6	16.3	3.5	10.4	1.53	9.8
172631	37	97	721	39	3	< 0.5	< 0.2	5	< 0.5	2.0	56	78.4	169	20.0	80.1	17.2	0.72	15.8	2.7	17.6	3.7	11.1	1.65	10.5
172632	37	90	698	39	3	< 0.5	< 0.2	5	3.5	1.8	66	75.1	162	19.4	77.2	16.5	0.67	15.0	2.6	16.2	3.4	10.3	1.52	9.8
172633	137	93	801	48	4	< 0.5	< 0.2	5	2.3	5.7	420	67.2	153	19.0	79.5	18.5	4.30	17.9	2.9	18.0	3.8	10.4	1.51	9.5
172634	135	93	915	53	4	< 0.5	< 0.2	5	1.8	10.1	791	70.1	157	19.2	78.1	17.4	3.61	16.3	2.7	16.6	3.5	10.1	1.49	9.5
172635	143	95	927	54	3	< 0.5	< 0.2	5	2.4	10.1	754	70.3	157	19.4	79.7	18.0	3.69	17.0	2.9	17.6	3.6	10.4	1.53	9.6
172636	145	93	859	52	4	< 0.5	< 0.2	6	4.0	8.3	615	68.0	150	18.6	77.7	18.1	4.57	17.3	2.9	17.6	3.6	10.1	1.48	9.5
172637	208	72	389	30	< 2	< 0.5	< 0.2	2	7.1	5.1	1090	39.5	99.0	13.8	61.4	15.9	8.91	16.3	2.7	14.8	2.7	7.4	1.03	6.2
172638	231	72	373	25	< 2	< 0.5	< 0.2	2	2.3	3.7	874	34.7	88.4	12.1	54.8	14.3	8.31	14.3	2.3	13.0	2.4	6.4	0.89	5.4
172639	41	93	692	38	< 2	< 0.5	< 0.2	5	< 0.5	5.4	267	73.5	160	19.3	76.9	16.4	0.87	15.3	2.7	16.5	3.4	10.1	1.49	9.4
172647	37	96	715	39	11	< 0.5	< 0.2	5	3.0	1.8	65	73.7	160	19.5	77.9	16.7	0.71	15.5	2.7	16.9	3.6	10.6	1.57	10.1
172648	36	100	736	40	5	< 0.5	< 0.2	4	2.0	2.2	57	76.4	168	19.4	77.4	16.5	0.74	15.9	2.6	17.6	3.7	11.0	1.63	10.4
172649	51	93	708	38	11	< 0.5	< 0.2	5	3.7	2.0	91	73.9	160	18.7	74.7	16.0	0.66	14.3	2.5	15.5	3.3	9.7	1.44	9.3
172690	57	96	711	37	3	< 0.5	< 0.2	3	< 0.5	2.9	35	71.1	153	18.2	72.4	15.4	0.66	14.5	2.6	16.0	3.4	10.3	1.52	9.7
172691	51	100	670	41	< 2	< 0.5	< 0.2	5	4.8	0.7	35	73.7	158	19.1	72.9	14.2	0.57	16.0	2.8	17.2	3.6	11.0	1.62	10.4
172650	36	101	722	38	8	< 0.5	< 0.2	4	3.9	1.9	48	74.2	161	19.3	73.7	14.3	0.59	16.2	2.8	18.7	3.5	10.3	1.50	9.5
172651	37	108	808	46	8	< 0.5	< 0.2	6	10.4	2.6	43	81.1	173	21.7	82.7	18.0	0.88	17.7	2.9	18.3	3.8	11.3	1.68	10.7
172652	42	104	740	44	6	< 0.5	< 0.2	6	4.7	2.2	53	84.3	179	21.9	84.0	18.5	0.88	18.1	3.0	18.5	3.8	11.3	1.67	10.7
172653	186	115	795	48	10	< 0.5	< 0.2	8	7.0	4.0	82	88.9	189	23.0	87.6	17.0	0.74	19.1	3.2	19.7	4.1	12.3	1.81	11.5
172654	55	99	715	44	3	< 0.5	< 0.2	6	8.4	2.6	59	86.4	185	22.4	85.5	18.6	0.88	18.2	3.0	18.7	3.9	11.3	1.66	10.5
172655	58	96	694	41	9	< 0.5	< 0.2	5	6.4	2.2	52	78.4	165	20.0	78.5	14.9	0.60	16.1	2.7	16.6	3.4	10.1	1.48	9.3
172656	62	87	668	36	< 2	< 0.5	< 0.2	7	10.0	2.1	71	75.0	168	21.0	79.5	15.1	0.61	16.9	2.8	17.2	3.6	10.6	1.56	9.9
172657	64	96	696	53	6	< 0.5	< 0.2	6	< 0.5	2.1	68	69.6	165	18.6	74.6	16.1	0.66	15.1	2.6	16.3	3.4	9.9	1.46	9.4
172658	108	103	719	45	5	< 0.5	< 0.2	10	9.4	2.3	112	83.6	179	22.2	85.3	16.8	0.77	18.8	3.1	18.8	3.9	11.3	1.65	10.4
172659	144	101	672	42	5	< 0.5	< 0.2	7	5.1	2.2	127	86.6	184	22.5	86.9	17.2	0.82	18.5	3.1	19.4	4.1	12.0	1.76	11.2
172660	65	107	782	45	3	< 0.5	< 0.2	7	9.7	1.9	120	85.0	183	22.7	86.4	18.7	0.82	18.8	3.1	19.3	4.0	11.8	1.74	11.0

Activation Laboratories Ltd. Report: A07-6197

Analyte Symbol	Sr	Y	Zr	Nb	Mo	Ag	In	Sn	Sb	Cs	Ba	La	Ce	Pr	Nd	Sm	Eu	Gd	Tb	Dy	Ho	Er	Tm	Yb
Unit Symbol	ppm	ppm	ppm	ppm	ppm	ppm	ppm	ppm	ppm	ppm	ppm	ppm	ppm	ppm	ppm	ppm	ppm	ppm	ppm	ppm	ppm	ppm	ppm	ppm
Detection Limit	2	2	4	1	2	0.5	0.2	1	0.5	0.5	3	0.1	0.1	0.05	0.1	0.1	0.05	0.1	0.1	0.1	0.1	0.1	0.05	0.1
Analysis Method	FUS-ICP	FUS-ICP	FUS-ICP	FUS-MS	FUS-MS	FUS-MS	FUS-MS	FUS-MS	FUS-MS	FUS-MS	FUS-ICP	FUS-MS	FUS-MS	FUS-MS	FUS-MS	FUS-MS	FUS-MS	FUS-MS	FUS-MS	FUS-MS	FUS-MS	FUS-MS	FUS-MS	FUS-MS
172661	101	98	712	42	2	< 0.5	< 0.2	4	0.3	2.0	83	83.3	176	22.4	86.6	17.3	0.74	19.5	3.3	19.7	4.0	11.6	1.67	10.4
172662	52	104	693	54	2	< 0.5	< 0.2	4	< 0.5	2.0	93	95.0	173	20.2	82.4	16.3	0.78	17.3	3.1	18.8	3.8	11.1	1.61	10.1
172663	113	113	736	48	< 2	< 0.5	< 0.2	6	< 0.5	2.2	112	96.7	188	22.4	87.9	18.2	0.89	18.8	3.3	20.2	4.1	12.0	1.70	10.4
172664	49	89	625	48	< 2	< 0.5	< 0.2	4	< 0.5	1.8	85	79.9	149	16.7	68.0	15.0	0.69	13.8	2.4	16.3	3.2	9.4	1.39	8.8
172665	43	89	627	40	< 2	< 0.5	< 0.2	3	0.1	1.4	75	70.1	149	18.6	71.4	14.0	0.58	15.4	2.7	16.0	3.3	9.9	1.45	9.2
172666	51	104	706	42	6	< 0.5	< 0.2	4	0.7	1.5	75	80.2	167	20.8	79.5	15.8	0.61	17.5	3.1	18.6	3.9	11.5	1.70	10.9
172667	44	100	690	38	6	< 0.5	< 0.2	4	0.1	1.3	84	70.9	149	18.3	70.4	13.9	0.66	14.9	2.6	16.3	3.4	10.0	1.48	9.4
172668	44	92	639	38	< 2	< 0.5	< 0.2	4	0.1	1.8	88	70.2	149	18.5	70.4	13.7	0.66	14.9	2.6	16.0	3.3	9.7	1.42	9.0
172669	48	104	730	41	2	< 0.5	< 0.2	3	0.1	1.6	83	77.9	163	20.4	77.6	14.9	0.72	16.6	2.9	18.1	3.7	10.9	1.61	10.2
172670	62	105	705	43	19	< 0.5	< 0.2	5	0.9	1.6	115	80.1	170	20.6	80.4	16.1	0.77	17.8	3.1	19.3	4.0	11.6	1.71	10.8
172671	44	95	666	41	51	< 0.5	< 0.2	4	0.8	1.8	89	72.0	153	18.9	72.8	14.4	0.73	16.2	2.9	17.6	3.7	10.9	1.60	10.1
172672	87	90	639	40	3	< 0.5	< 0.2	4	0.9	1.8	96	74.0	150	19.3	73.7	14.3	0.73	15.3	2.7	16.6	3.4	10.0	1.47	9.3
172673	110	90	642	40	17	< 0.5	< 0.2	5	0.4	1.1	52	69.3	144	18.1	69.7	13.6	0.66	15.1	2.7	16.2	3.4	9.8	1.41	8.8
172674	33	100	680	40	4	< 0.5	< 0.2	4	0.1	1.1	60	72.6	155	19.2	73.2	14.2	0.66	16.1	2.8	17.5	3.6	10.6	1.55	9.8
172675	27	92	675	43	6	< 0.5	< 0.2	5	0.3	1.0	36	75.1	160	19.7	76.0	15.1	0.71	16.5	2.9	17.5	3.6	10.3	1.51	9.6
172676	22	94	677	41	4	< 0.5	< 0.2	3	0.2	0.9	24	75.0	163	19.9	75.4	14.4	0.75	16.0	2.8	17.4	3.7	10.9	1.59	10.1
172677	22	96	682	40	5	< 0.5	< 0.2	4	0.5	1.0	34	74.7	159	19.4	74.9	15.0	0.72	16.3	2.9	17.6	3.7	10.9	1.61	10.3
172678	22	92	683	41	4	< 0.5	< 0.2	5	0.4	0.9	25	74.2	156	19.3	73.5	14.3	0.68	15.4	2.7	16.6	3.5	10.2	1.51	9.7
172679	98	94	684	40	4	< 0.5	< 0.2	5	0.8	1.0	72	80.4	188	20.5	78.3	15.2	0.72	16.3	2.9	17.6	3.7	10.7	1.57	9.9
172680	126	62	429	26	3	< 0.5	0.4	13	7.5	1.3	49	39.0	88.9	11.0	43.5	9.2	1.90	10.5	1.8	11.1	2.3	6.6	0.96	6.0
172681	51	90	656	42	< 2	< 0.5	< 0.2	6	6.5	1.2	76	76.0	166	19.9	75.9	14.7	0.68	15.4	2.7	17.0	3.6	10.5	1.55	9.9
172682	32	94	665	39	2	< 0.5	< 0.2	4	4.6	1.0	43	67.2	143	17.6	67.6	13.4	0.63	14.3	2.5	15.5	3.3	9.7	1.45	9.3
172683	35	96	694	41	< 2	< 0.5	< 0.2	5	4.8	1.2	96	80.6	174	20.7	79.1	15.3	0.70	16.6	3.0	18.1	3.8	11.1	1.63	10.4
172684	32	100	667	44	< 2	< 0.5	< 0.2	6	7.9	1.0	43	84.1	178	21.9	83.9	16.3	0.74	17.4	3.1	19.6	4.2	12.6	1.86	11.9
172685	27	93	692	40	3	< 0.5	< 0.2	5	5.6	1.1	46	74.8	161	19.6	74.9	14.5	0.69	15.5	2.8	17.3	3.5	10.2	1.49	9.4
172686	29	97	677	40	< 2	< 0.5	< 0.2	4	3.7	1.2	38	75.5	164	19.7	75.2	14.7	0.70	15.6	2.8	17.4	3.8	10.7	1.57	10.0
172687	43	93	662	53	< 2	< 0.5	< 0.2	5	< 0.5	1.1	52	82.7	155	17.6	71.6	15.9	0.67	14.9	2.6	16.4	3.5	10.3	1.52	9.7
172688	46	98	666	39	< 2	< 0.5	< 0.2	4	5.2	1.4	65	70.8	155	19.0	73.2	14.5	0.77	15.6	2.8	17.6	3.7	10.9	1.61	10.2
172689	358	37	199	17	< 2	< 0.5	< 0.2	2	9.9	8.1	901	19.6	46.7	6.40	26.8	6.3	2.49	7.5	1.3	7.7	1.5	4.1	0.58	3.5
172701	48	103	685	41	13	< 0.5	< 0.2	5	9.2	2.2	90	75.7	162	20.0	76.7	15.1	0.74	16.4	2.9	18.4	3.9	11.5	1.70	10.6
172702	48	104	691	41	60	< 0.5	< 0.2	5	6.6	2.1	71	74.7	160	19.8	75.5	15.0	0.71	16.7	3.0	18.7	4.0	11.8	1.74	11.1
172703	71	112	647	39	4	< 0.5	< 0.2	6	4.7	2.0	71	73.0	157	19.2	75.7	15.7	0.84	17.5	3.1	19.7	4.0	11.7	1.69	10.6
172704	44	96	674	39	4	< 0.5	< 0.2	4	4.2	2.7	67	72.5	153	18.9	72.4	14.1	0.70	15.1	2.7	16.9	3.5	10.4	1.53	9.7
172705	197	58	347	26	11	< 0.5	< 0.2	4	13.1	4.3	467	34.6	81.2	10.7	44.1	10.0	3.41	11.6	2.0	11.8	2.3	6.4	0.91	5.6
172722	82	344	918	52	79	< 0.5	0.3	14	12.0	2.0	79	458	1040	149	585	120	4.81	111	13.6	65.9	10.6	27.4	3.53	20.2
172723	32	104	634	36	9	< 0.5	< 0.2	4	8.2	2.1	82	75.6	162	20.4	79.7	16.2	0.84	18.7	3.2	18.4	3.7	10.5	1.54	9.7
172724	62	218	1022	66	11	< 0.5	< 0.2	8	5.8	3.1	111	124	279	35.5	143	30.6	1.54	36.6	6.4	38.4	7.6	21.0	2.97	18.1
172725	37	167	1004	53	18	0.6	< 0.2	6	3.0	0.9	44	98.5	213	25.2	105	24.6	1.09	24.9	4.4	27.7	5.8	17.4	2.54	16.0
172726	22	102	654	36	10	< 0.5	< 0.2	3	< 0.5	1.2	29	71.3	151	17.9	71.0	14.9	0.65	14.4	2.5	15.3	3.2	9.3	1.38	8.9
172727	27	117	833	46	73	< 0.5	< 0.2	4	0.6	1.0	36	91.3	193	23.5	94.6	20.7	0.87	19.3	3.4	20.7	4.4	12.9	1.92	12.3
172728	25	106	734	46	52	< 0.5	< 0.2	5	5.1	1.0	29	90.2	186	22.6	90.2	19.2	0.81	18.8	3.3	19.9	4.2	12.4	1.81	11.4
172729	22	92	677	40	10	< 0.5	< 0.2	3	< 0.5	1.1	28	80.7	167	20.1	79.9	17.0	0.73	16.2	2.8	17.3	3.6	10.5	1.55	9.8
172730	24	132	903	45	11	< 0.5	< 0.2	5	2.4	1.1	25	87.5	186	22.5	90.7	19.8	0.84	19.1	3.4	21.4	4.5	13.2	1.94	12.2
172731	22	131	734	40	8	< 0.5	< 0.2	3	< 0.5	0.8	33	78.2	162	19.7	79.5	17.4	0.78	17.7	3.3	22.0	4.8	14.5	2.10	13.1
172732	27	117	691	39	11	< 0.5	< 0.2	3	2.0	1.1	38	77.5	163	19.3	77.7	16.9	0.74	16.4	3.0	18.9	3.9	11.4	1.67	10.6
172733	65	109	713	41	17	< 0.5	< 0.2	3	< 0.5	1.4	75	82.4	183	21.7	86.3	19.6	0.90	18.6	3.2	19.5	4.0	11.8	1.74	11.0
172734	63	100	646	36	7	< 0.5	< 0.2	3	< 0.5	1.0	69	68.1	148	17.8	73.0	16.4	0.83	16.0	2.8	17.0	3.5	10.4	1.53	9.7
172735	39	105	649	40	62	< 0.5	< 0.2	4	1.7	1.5	85	85.9	190	23.1	93.3	20.4	0.96	18.6	3.1	19.2	4.0	11.7	1.72	10.9
172736	57	142	825	50	> 100	6.9	< 0.2	4	4.4	0.8	57	155	333	41.3	166	35.8	1.57	30.3	4.7	26.3	5.3	15.3	2.24	14.3
172737	40	120	678	38	> 100	3.6	< 0.2	4	1.9	1.6	92	77.4	169	21.1	85.6	19.0	0.97	17.7	3.0	17.8	3.6	10.5	1.54	9.8
172738	44	94	638	40	6	1.1	< 0.2	5	2.7	2.0	68	80.9	177	21.5	87.3	19.3	0.88	17.7	2.9	17.7	3.6	10.6	1.55	9.8
276417	51	136	550	36	> 100	0.6	< 0.2	4	< 0.5	1.5	132	104	232	31.6	134	31.5	1.41	26.9	4.5	26.0	4.9	13.5	1.90	11.5

Analyte Symbol	Sr	Y	Zr	Nb	Mo	Ag	In	Sn	Sb	Cs	Ba	La	Ce	Pr	Nd	Sm	Eu	Gd	Tb	Dy	Ho	Er	Tm	Yb
Unit Symbol	ppm	ppm	ppm	ppm	ppm	ppm	ppm	ppm	ppm	ppm	ppm	ppm	ppm	ppm	ppm	ppm	ppm	ppm	ppm	ppm	ppm	ppm	ppm	ppm
Detection Limit	2	2	4	1	2	0.5	0.2	1	0.5	0.5	3	0.1	0.1	0.05	0.1	0.1	0.05	0.1	0.1	0.1	0.1	0.1	0.05	0.1
Analysis Method	FUS-ICP	FUS-ICP	FUS-ICP	FUS-MS	FUS-MS	FUS-MS	FUS-MS	FUS-MS	FUS-MS	FUS-MS	FUS-ICP	FUS-MS	FUS-MS	FUS-MS	FUS-MS	FUS-MS	FUS-MS	FUS-MS	FUS-MS	FUS-MS	FUS-MS	FUS-MS	FUS-MS	FUS-MS
276421	48	102	640	34	15	0.6	< 0.2	3	< 0.5	1.3	125	68.8	156	19.6	79.6	17.7	0.65	16.6	2.7	16.3	3.3	9.5	1.37	8.8
276436	45	95	577	33	24	0.6	< 0.2	2	< 0.5	0.8	84	61.7	132	16.0	64.4	14.1	0.72	13.5	2.3	14.3	3.0	9.0	1.33	8.6
276437	403	36	203	18	< 2	< 0.5	< 0.2	2	5.1	0.8	58	18.5	43.2	5.91	26.7	7.1	2.42	7.4	1.3	7.3	1.4	4.0	0.57	3.5
276439	33	95	728	38	5	1.4	< 0.2	3	< 0.5	< 0.5	11	72.0	158	18.8	75.6	16.4	0.70	15.3	2.6	16.3	3.4	10.1	1.49	9.6
276440	56	99	849	41	7	< 0.5	< 0.2	4	1.7	0.6	48	78.0	169	19.9	79.3	17.0	0.71	15.9	2.8	17.2	3.6	10.9	1.63	10.6
276460	51	46	174	21	4	< 0.5	< 0.2	4	1.7	2.4	224	37.6	79.8	9.06	35.3	7.2	0.38	6.5	1.2	7.3	1.6	4.7	0.70	4.6
276466	94	43	147	23	70	< 0.5	< 0.2	4	< 0.5	2.3	219	43.0	91.6	10.4	40.2	7.9	0.35	6.9	1.2	7.6	1.6	4.8	0.73	4.9
276500	22	111	383	70	5	< 0.5	< 0.2	6	3.1	1.9	34	57.7	131	14.8	64.6	16.8	0.14	16.8	3.1	20.1	4.2	12.5	1.80	11.2

Analyte Symbol	Lu	Hf	Ta	W	Tl	Pb	Bi	Th	U	U	Mass
Unit Symbol	ppm	ppm	ppm	ppm	ppm	ppm	ppm	ppm	ppm	ppm	g
Detection Limit	0.04	0.2	0.1	1	0.1	5	0.4	0.1	0.1	0.1	
Analysis Method	FUS-MS	FUS-MS	FUS-MS	FUS-MS	FUS-MS	FUS-MS	FUS-MS	FUS-MS	FUS-MS	DNC	DNC
276218	0.57	7.5	2.1	5	0.2	29	1.7	14.6	4.9	5.2	1.029
276219	0.69	7.9	2.1	9	0.3	28	1.6	14.2	9.1	10.1	1.049
276220	1.05	12.1	2.6	4	1.3	78	2.0	15.7	12.2	12.9	1.088
276221	1.19	13.6	2.6	2	1.3	73	2.4	15.3	12.1	12.1	1.016
276222	1.25	14.2	2.6	2	2.2	159	5.1	16.1	6.3	6.9	1.034
276223	1.52	13.7	4.9	1	1.6	82	2.0	16.0	6.2	6.8	1.073
276224	1.54	14.0	5.1	1	2.0	104	2.3	16.7	6.3	6.6	1.041
276225	1.58	13.9	5.6	2	1.6	65	1.1	18.8	5.0	5.2	1.045
276226	1.50	12.4	5.1	2	2.0	67	3.6	17.6	4.5	5.6	1.020
276236	1.76	20.2	3.6	3	0.2	301	7.4	21.1	15.3	17.2	1.036
276237	1.30	14.1	2.9	2	0.3	197	8.6	15.6	11.3	12.0	1.035
276238	1.56	14.1	2.7	1	0.4	297	4.8	19.0	17.9	19.2	1.019
276257	0.80	5.2	1.2	2	0.3	171	4.1	2.4	0.7	0.7	1.063
276258	0.58	5.2	1.2	3	0.3	41	2.0	2.2	0.7	0.8	1.088
276259	0.55	4.9	1.2	2	0.3	89	3.2	2.4	0.7	0.8	1.074
276260	0.57	5.7	1.4	1	0.9	186	0.6	4.3	1.1	1.2	1.053
276261	0.55	5.6	1.4	< 1	0.6	83	< 0.4	4.1	1.1	1.2	1.066
276262	0.52	5.5	1.3	< 1	0.6	35	< 0.4	3.3	0.9	1.1	1.060
276263	0.46	4.5	1.1	< 1	0.1	6	< 0.4	2.5	0.7	0.5	1.016
276264	0.52	5.3	1.3	< 1	0.5	53	< 0.4	4.4	1.0	1.2	1.021
276265	0.77	7.5	1.6	4	0.2	313	10.3	5.6	1.8	1.9	1.052
276266	0.55	5.5	1.3	2	1.2	61	6.6	3.6	1.0	0.9	1.057
276267	0.69	6.6	1.4	6	0.2	53	7.9	4.9	1.9	2.2	1.051
276268	1.40	12.6	5.1	< 1	2.3	111	2.1	17.3	4.3	4.6	1.064
276269	1.49	13.5	5.3	< 1	1.3	66	2.4	18.4	4.7	5.3	1.031
276270	0.43	5.2	1.3	4	1.9	36	1.2	1.8	0.7	0.9	1.075
276271	0.39	4.7	1.3	4	5.8	52	3.1	1.6	0.6	0.5	1.061
276272	0.40	4.5	1.2	4	5.5	60	2.1	1.6	1.2	1.1	1.017
276273	0.40	4.8	1.3	3	7.0	52	1.3	1.7	0.5	0.4	1.047
276274	0.45	6.1	1.3	4	3.7	47	2.1	4.6	1.6	1.7	1.070
276275	0.39	7.6	1.2	3	1.8	39	1.3	6.6	2.0	2.2	1.010
276276	0.51	6.6	1.3	5	4.9	150	1.4	4.2	2.2	1.9	1.078
276277	0.62	7.0	1.6	7	5.7	406	10.6	5.6	4.0	4.6	1.025
276278	1.65	18.5	3.6	2	0.1	48	6.1	22.4	22.4	24.2	1.024
276279	2.04	24.4	4.5	1	< 0.1	59	2.6	27.0	21.3	22.4	1.086
276280	0.41	4.5	0.9	< 1	1.7	59	0.8	2.5	0.8	0.8	1.021
276281	0.43	4.5	0.9	2	1.6	60	2.1	2.6	1.0	0.8	1.061
276282	1.62	19.0	3.4	1	0.4	357	18.5	20.6	10.5	11.2	1.012
276283	1.29	15.4	2.6	1	0.3	450	2.3	16.0	8.7	9.0	1.087
276284	1.44	17.6	3.1	1	< 0.1	57	1.1	18.6	12.7	13.8	1.005
276285	1.28	14.5	2.5	2	0.6	427	1.7	14.8	9.5	11.2	1.044
276286	1.60	18.7	3.3	2	< 0.1	94	2.5	20.0	8.9	10.3	1.033
276287	2.09	22.3	3.9	2	< 0.1	87	3.0	25.4	13.8	16.2	1.049
276288	0.54	5.6	1.2	6	0.8	57	5.9	1.6	0.6	0.6	1.024
276289	2.12	25.1	4.4	3	< 0.1	43	2.3	26.5	48.7	53.9	1.049
276290	1.56	19.8	3.4	1	0.1	134	1.4	19.9	7.6	8.5	1.082
276291	1.42	18.1	3.0	1	0.3	117	2.4	19.2	6.4	6.8	1.087
276292	1.59	19.8	3.4	1	< 0.1	60	1.1	19.6	10.3	14.2	1.068
276293	1.96	23.6	4.0	1	< 0.1	38	1.9	25.3	9.7	11.1	1.041
276294	1.34	17.4	3.0	< 1	< 0.1	45	1.0	17.4	4.5	4.7	1.048
276295	2.01	26.6	4.3	1	< 0.1	22	0.7	27.1	9.9	10.1	1.058
276296	1.88	24.1	4.1	1	< 0.1	42	1.5	25.4	9.7	10.1	1.089

Analyte Symbol	Lu	Hf	Ta	W	Tl	Pb	Bi	Th	U	U	Mass
Unit Symbol	ppm	ppm	ppm	ppm	ppm	ppm	ppm	ppm	ppm	ppm	g
Detection Limit	0.04	0.2	0.1	1	0.1	5	0.4	0.1	0.1	0.1	
Analysis Method	FUS-MS	FUS-MS	FUS-MS	FUS-MS	FUS-MS	FUS-MS	FUS-MS	FUS-MS	FUS-MS	DNC	DNC
276297	2.12	26.2	4.4	2	0.6	50	2.2	27.0	10.1	9.6	1.058
276298	2.20	24.7	4.4	2	1.5	52	2.6	24.4	5.9	6.0	1.030
276299	2.16	26.1	4.7	2	< 0.1	24	2.2	27.5	5.7	6.0	1.051
172501	1.55	13.9	5.4	< 1	1.8	24	0.9	19.4	5.2	5.5	1.072
172502	1.52	12.9	5.0	2	1.8	21	1.0	17.9	5.3	5.6	1.062
172504	1.07	11.6	2.0	3	1.8	70	1.3	11.2	18.9	18.6	1.070
172505	1.69	18.2	3.0	1	1.0	49	1.9	21.1	41.5	41.7	1.026
172506	1.50	16.9	2.9	2	1.2	57	0.8	18.1	25.5	25.7	1.047
172507	1.75	18.2	3.1	2	2.8	89	1.1	21.0	41.8	42.4	1.053
172508	1.67	17.2	2.8	1	3.5	70	0.7	20.4	33.4	35.2	1.033
172509	0.78	9.2	1.7	2	1.8	90	1.3	6.3	5.2	5.2	1.052
172510	1.41	16.8	2.8	< 1	2.9	76	< 0.4	17.1	14.1	14.5	1.072
172511	1.32	16.6	2.9	< 1	3.1	53	0.5	17.6	12.2	12.2	1.009
172512	1.70	20.5	3.6	1	3.2	129	1.2	21.5	7.2	10.0	1.021
172513	1.42	16.7	2.9	< 1	2.6	43	< 0.4	16.3	13.5	14.2	1.063
172514	1.60	17.3	3.3	1	4.1	67	0.6	18.8	10.7	9.2	1.055
172515	2.15	21.6	3.9	1	3.2	143	2.0	22.6	48.6	50.4	1.042
172516	1.49	18.4	3.0	1	2.4	104	0.8	16.5	7.9	7.9	1.042
172517	1.24	13.3	2.3	1	0.2	230	4.3	11.5	19.6	19.4	1.087
172518	1.38	14.5	2.8	1	1.8	80	0.6	13.7	14.7	14.7	1.079
172519	1.87	17.6	3.1	< 1	2.1	115	3.4	18.6	69.2	69.4	1.041
172520	1.76	17.7	3.2	1	3.1	88	0.7	18.1	42.8	45.2	1.060
172521	1.38	14.7	2.7	< 1	3.0	69	0.8	16.7	14.6	15.1	1.057
172522	1.46	15.7	2.8	< 1	3.4	90	1.9	14.6	18.9	18.8	1.002
172523	1.93	19.8	3.5	< 1	0.2	17	1.7	20.2	128	127	1.006
172524	1.44	19.7	3.5	3	0.6	32	6.2	12.9	3.6	3.6	1.021
172525	1.00	10.8	2.1	8	< 0.1	38	10.2	4.9	1.5	2.0	1.013
172526	0.95	9.9	1.9	10	0.2	311	13.9	3.3	1.1	1.1	1.009
172527	1.40	15.6	2.8	2	0.4	711	24.7	16.1	17.1	17.1	1.016
172528	1.50	17.2	3.0	1	2.4	85	2.0	18.4	5.8	6.0	1.005
172529	1.25	14.2	2.6	1	1.6	107	1.2	17.2	10.1	10.3	1.089
172530	1.43	15.3	2.6	1	2.5	79	1.6	17.4	8.1	7.6	1.080
172531	1.27	14.5	2.6	1	1.6	60	4.2	15.6	5.9	5.9	1.011
172532	1.71	18.0	3.2	1	1.6	38	0.5	19.7	28.4	28.2	1.088
172533	1.51	17.0	3.1	< 1	2.9	147	< 0.4	19.5	5.3	5.4	1.062
172534	1.60	17.3	3.2	1	2.3	22	< 0.4	19.3	6.4	6.5	1.010
172535	1.27	13.1	2.9	2	0.2	21	< 0.4	21.2	9.2	9.0	1.082
172536	1.04	10.7	3.3	< 1	0.2	13	0.6	33.8	12.5	12.6	1.046
172537	1.35	14.5	2.8	1	0.2	20	< 0.4	16.4	9.7	9.0	1.063
172538	1.35	14.6	2.7	1	2.7	459	< 0.4	16.2	6.1	5.8	1.056
172539	1.34	14.7	2.7	1	1.8	137	< 0.4	15.9	5.0	4.9	1.079
172540	1.34	14.8	2.8	1	1.0	31	< 0.4	16.3	8.6	8.3	1.049
172541	1.40	16.0	2.9	1	0.8	41	0.5	16.5	13.2	12.7	1.007
172542	1.39	14.8	2.8	1	1.0	17	< 0.4	17.9	6.1	6.1	1.089
172543	1.47	15.5	2.8	1	1.3	23	< 0.4	17.6	16.1	16.3	1.049
172544	1.39	15.2	2.8	1	2.1	28	< 0.4	17.3	7.9	8.4	1.030
172545	1.30	15.1	2.9	1	1.5	31	< 0.4	16.1	10.7	11.9	1.028
172546	1.53	17.1	3.2	1	1.3	17	< 0.4	18.2	23.9	24.8	1.028
172547	1.29	15.3	2.9	2	2.9	78	0.8	16.4	12.0	11.7	1.034
172548	1.35	15.9	3.1	1	2.6	71	< 0.4	17.3	13.6	14.5	1.066
172549	1.66	18.0	3.6	1	1.2	40	0.7	19.4	58.0	62.2	1.048
172550	1.45	16.2	3.0	1	1.0	52	0.4	17.6	40.0	41.4	1.045

Analyte Symbol	Lu	Hf	Ta	W	Tl	Pb	Bi	Th	U	U	Mass
Unit Symbol	ppm	ppm	ppm	ppm	ppm	ppm	ppm	ppm	ppm	ppm	g
Detection Limit	0.04	0.2	0.1	1	0.1	5	0.4	0.1	0.1	0.1	
Analysis Method	FUS-MS	FUS-MS	FUS-MS	FUS-MS	FUS-MS	FUS-MS	FUS-MS	FUS-MS	FUS-MS	DNC	DNC
172551	1.48	18.1	3.1	2	0.9	30	0.7	17.6	35.1	35.9	1.059
172552	1.69	17.0	3.2	1	2.4	66	1.4	17.8	75.1	79.6	1.047
172553	1.35	16.3	3.0	1	2.5	111	< 0.4	16.8	8.5	6.7	1.048
172554	1.40	16.3	3.1	1	2.4	155	< 0.4	17.1	13.6	14.7	1.053
172555	1.40	14.8	2.8	1	1.8	49	< 0.4	15.7	9.0	10.1	1.064
172556	1.33	15.0	2.9	1	1.9	64	< 0.4	17.4	7.0	7.3	1.025
172557	1.26	15.2	2.9	1	1.5	46	0.4	16.2	4.5	5.2	1.066
172558	1.53	17.7	3.5	1	1.2	57	0.5	20.4	8.2	8.3	1.077
172559	2.11	24.4	4.6	1	3.5	41	0.7	26.3	27.9	29.4	1.057
172560	2.21	26.8	5.1	1	3.8	49	0.8	27.5	26.8	27.6	1.009
172561	1.68	20.6	3.8	1	3.2	121	0.9	21.3	7.1	7.5	1.066
172562	1.75	20.6	3.8	< 1	2.6	47	0.9	22.7	10.7	11.2	1.002
172563	1.58	19.6	3.7	1	2.7	61	0.8	20.3	6.1	6.5	1.006
172564	1.52	18.3	3.4	< 1	1.8	44	< 0.4	19.3	8.8	8.8	1.005
172565	1.49	18.9	3.2	< 1	2.8	238	< 0.4	20.5	14.2	13.1	1.021
172567	1.38	17.0	3.1	< 1	2.1	86	0.5	19.6	7.0	7.0	1.002
172568	1.41	17.3	3.2	1	1.8	273	< 0.4	17.6	4.6	4.5	1.048
172569	1.37	16.9	3.2	1	1.7	65	0.5	17.3	4.2	4.1	1.067
172570	1.31	15.7	2.9	< 1	1.4	72	< 0.4	16.3	3.9	4.2	1.007
172571	1.26	15.7	2.9	< 1	1.7	45	< 0.4	15.7	3.7	4.0	1.068
172572	1.80	21.0	3.7	1	4.0	69	0.6	21.9	59.7	63.2	1.068
172573	1.47	17.7	3.2	1	2.9	40	< 0.4	18.2	26.2	27.0	1.065
172574	2.16	25.8	4.6	2	2.2	65	3.2	25.7	50.7	52.0	1.070
172575	3.12	37.4	7.0	2	1.3	38	2.2	37.9	77.3	85.2	1.064
172576	1.40	18.0	3.4	< 1	2.6	30	< 0.4	15.5	10.2	9.7	1.068
172577	1.74	21.3	3.8	1	2.4	37	< 0.4	19.7	32.3	34.4	1.055
172578	1.32	16.6	3.0	1	2.3	57	< 0.4	16.8	5.8	6.2	1.045
172579	1.23	15.7	2.9	1	1.5	29	< 0.4	18.0	4.0	4.6	1.071
172580	1.39	17.9	3.2	< 1	2.3	39	< 0.4	17.9	10.1	10.2	1.006
172581	1.51	18.3	3.4	1	3.0	63	< 0.4	20.7	7.1	7.4	1.018
172582	1.54	18.3	3.3	< 1	2.5	38	< 0.4	20.2	10.9	11.1	1.043
172583	1.61	18.8	3.6	1	3.1	69	0.5	22.6	15.6	15.7	1.078
172584	1.42	17.0	3.3	1	2.4	133	< 0.4	19.8	8.8	9.3	1.064
172585	1.43	16.4	3.5	1	2.1	88	< 0.4	20.4	7.1	7.3	1.069
172586	1.40	17.3	3.2	1	2.3	255	0.5	20.6	11.7	11.5	1.052
172587	1.13	15.7	2.6	< 1	1.6	32	0.5	15.9	8.5	10.2	1.081
172588	1.67	19.4	2.9	1	1.5	37	1.0	19.3	126	150	1.085
172589	1.21	16.1	2.8	< 1	1.4	33	< 0.4	17.1	9.1	11.2	1.008
172590	0.90	11.7	2.1	< 1	1.5	92	0.6	11.7	17.4	18.4	1.013
172591	1.26	17.1	3.1	< 1	1.8	63	< 0.4	18.2	8.2	9.2	1.042
172592	1.31	17.0	3.2	1	1.5	51	< 0.4	26.4	13.4	14.4	1.070
172593	1.38	17.2	3.0	< 1	2.2	105	0.6	23.0	13.3	14.7	1.033
172594	1.19	15.4	2.8	< 1	3.2	58	< 0.4	21.9	13.9	16.5	1.045
172595	2.43	21.7	3.6	2	4.1	192	1.4	28.9	236	249	1.070
172596	1.69	18.3	3.1	< 1	3.0	46	< 0.4	22.7	18.9	19.5	1.045
172597	1.39	15.4	2.5	< 1	2.8	74	< 0.4	17.2	4.7	5.9	1.017
172598	1.48	16.5	2.9	< 1	2.6	27	< 0.4	21.6	19.0	19.2	1.037
172599	1.47	16.6	2.9	1	1.2	33	0.5	18.1	27.7	31.5	1.010
172600	1.69	18.2	3.1	< 1	1.5	25	< 0.4	18.2	24.8	26.5	1.038
172601	1.95	20.5	3.6	1	0.4	44	0.6	21.4	72.2	75.8	1.042
172602	1.39	16.0	2.6	1	1.5	54	1.1	16.6	15.3	16.6	1.068
172603	2.06	23.7	3.9	1	0.2	75	0.6	26.0	52.7	56.6	1.026

Analyte Symbol	Lu	Hf	Ta	W	Tl	Pb	Bi	Th	U	U	Mass
Unit Symbol	ppm	ppm	ppm	ppm	ppm	ppm	ppm	ppm	ppm	ppm	g
Detection Limit	0.04	0.2	0.1	1	0.1	5	0.4	0.1	0.1	0.1	
Analysis Method	FUS-MS	FUS-MS	FUS-MS	FUS-MS	FUS-MS	FUS-MS	FUS-MS	FUS-MS	FUS-MS	DNC	DNC
172604	2.06	24.2	4.2	1	0.2	54	0.6	24.5	49.4	52.8	1.065
172605	2.27	23.8	4.6	2	0.3	45	< 0.4	26.9	91.1	86.2	1.007
172606	1.49	17.8	3.0	< 1	0.9	53	0.5	22.4	19.6	19.8	1.022
172607	1.72	19.5	3.3	1	0.4	46	0.8	21.3	55.0	62.0	1.074
172608	1.52	16.6	2.9	< 1	1.6	37	< 0.4	16.0	28.0	31.0	1.002
172609	1.51	16.5	2.6	< 1	2.6	41	< 0.4	13.9	23.8	27.2	1.001
172610	1.53	17.0	2.9	< 1	2.6	39	0.5	15.6	21.3	23.6	1.005
172611	1.58	17.4	2.9	< 1	2.7	71	1.5	17.4	31.9	35.7	1.018
172612	1.31	15.6	2.7	< 1	2.4	52	< 0.4	12.4	5.9	6.6	1.058
172613	1.30	15.2	2.7	< 1	2.0	62	0.5	12.7	7.6	8.4	1.055
172614	1.49	16.1	2.9	< 1	1.5	45	0.5	15.0	5.8	7.1	1.035
172615	1.62	20.5	3.5	1	1.9	131	0.7	19.9	12.3	15.6	1.063
172616	0.42	4.4	0.7	1	1.2	103	0.4	1.4	0.6	< 0.1	1.059
172617	0.61	6.4	1.3	1	1.8	230	< 0.4	1.7	0.5	0.5	1.086
172618	0.44	4.8	0.8	2	0.8	56	< 0.4	1.7	0.5	0.2	1.042
172619	0.44	5.4	1.1	3	0.7	39	0.6	2.8	2.6	3.2	1.050
172620	0.42	4.8	1.0	3	1.1	29	< 0.4	1.8	0.5	0.5	1.065
172621	0.42	4.9	1.2	3	1.8	13	0.7	1.5	0.5	0.3	1.030
172622	0.94	12.9	2.3	1	1.3	67	0.4	11.5	6.3	6.8	1.025
172623	1.05	12.8	2.1	2	1.8	77	0.5	12.4	8.5	11.0	1.046
172624	0.98	11.0	1.9	1	0.6	27	< 0.4	11.2	5.4	7.4	1.036
172625	1.07	12.3	2.1	1	1.1	58	< 0.4	12.3	4.9	6.1	1.044
172626	1.30	14.2	2.5	1	1.5	169	0.7	14.0	5.7	6.7	1.057
172627	1.23	14.8	2.5	1	2.7	29	1.0	13.8	9.0	9.9	1.037
172628	1.31	16.1	2.7	1	3.0	43	0.6	15.1	9.5	9.9	1.006
172629	1.14	13.2	2.2	1	2.3	49	0.7	11.9	9.0	9.3	1.025
172630	1.35	15.0	2.6	2	3.6	93	0.8	15.1	15.9	16.5	1.053
172631	1.44	16.4	2.9	1	2.9	51	< 0.4	17.6	11.3	11.4	1.032
172632	1.35	15.9	2.7	1	3.0	32	< 0.4	16.3	8.6	8.3	1.021
172633	1.34	17.7	3.0	2	1.1	49	0.6	10.4	3.3	2.7	1.008
172634	1.35	19.5	3.3	2	1.3	45	0.5	12.2	3.9	3.9	1.073
172635	1.41	19.7	3.2	2	1.3	70	0.6	11.9	3.4	3.2	1.060
172636	1.38	18.5	3.0	2	0.9	46	1.0	10.4	3.7	3.4	1.061
172637	0.88	8.7	1.9	< 1	1.1	63	< 0.4	3.1	1.8	1.6	1.036
172638	0.78	7.7	1.6	< 1	0.6	37	< 0.4	2.7	1.3	1.0	1.062
172639	1.31	15.8	2.7	< 1	2.0	15	< 0.4	15.7	9.1	8.5	1.045
172647	1.38	16.3	2.7	3	3.1	47	0.6	15.5	10.4	10.5	1.040
172648	1.43	16.9	2.8	1	3.2	32	< 0.4	17.1	12.7	11.8	1.022
172649	1.30	15.4	2.6	2	3.5	35	0.5	17.3	9.1	9.2	1.085
172690	1.34	15.8	2.6	< 1	1.0	335	< 0.4	15.0	11.5	11.4	1.016
172691	1.47	16.7	2.5	< 1	0.4	64	0.8	14.4	16.1	16.8	1.022
172650	1.31	16.9	2.6	7	2.6	36	< 0.4	15.4	9.4	9.5	1.072
172651	1.58	18.4	2.8	1	3.4	98	0.7	19.8	9.7	9.1	1.023
172652	1.53	18.4	2.8	< 1	2.9	28	0.5	18.4	12.6	12.7	1.032
172653	1.62	19.6	3.0	< 1	2.1	24	0.9	18.9	17.9	17.7	1.018
172654	1.50	19.0	2.8	< 1	3.1	19	< 0.4	18.1	5.8	5.9	1.032
172655	1.31	16.7	2.6	< 1	2.6	50	0.5	14.7	7.9	8.3	1.070
172656	1.39	17.7	2.7	< 1	2.6	14	0.6	15.7	7.9	8.7	1.050
172657	1.34	15.7	2.9	< 1	2.1	13	< 0.4	16.9	7.9	7.6	1.055
172658	1.48	18.6	2.8	1	2.9	31	0.9	19.4	14.4	14.8	1.030
172659	1.57	18.7	2.8	1	1.9	17	0.6	16.3	21.0	19.5	1.051
172660	1.57	19.8	2.9	< 1	2.7	46	0.9	18.3	16.4	16.8	1.008

Analyte Symbol	Lu	Hf	Ta	W	Tl	Pb	Bi	Th	U	U	Mass
Unit Symbol	ppm	ppm	ppm	ppm	ppm	ppm	ppm	ppm	ppm	ppm	g
Detection Limit	0.04	0.2	0.1	1	0.1	5	0.4	0.1	0.1	0.1	
Analysis Method	FUS-MS	FUS-MS	FUS-MS	FUS-MS	FUS-MS	FUS-MS	FUS-MS	FUS-MS	FUS-MS	DNC	DNC
172681	1.44	16.1	2.7	< 1	3.2	65	1.6	15.9	11.6	13.4	1.022
172682	1.40	16.4	2.9	< 1	2.3	100	0.6	16.7	11.9	11.5	1.039
172683	1.37	16.7	2.8	< 1	2.8	52	< 0.4	16.0	9.2	11.4	1.074
172684	1.25	14.5	2.7	< 1	2.0	24	< 0.4	16.5	5.8	6.3	1.054
172685	1.30	16.2	2.5	< 1	2.2	31	0.5	14.8	8.2	9.2	1.006
172686	1.55	17.3	2.6	1	1.9	16	0.6	15.8	26.4	27.3	1.088
172687	1.33	15.4	2.6	< 1	2.1	16	0.5	15.3	17.3	19.9	1.086
172688	1.27	15.4	2.7	< 1	2.4	15	0.4	14.8	8.0	8.6	1.032
172689	1.46	17.0	2.9	< 1	2.4	24	0.4	15.9	20.3	21.1	1.057
172670	1.53	17.1	3.0	< 1	2.7	36	1.2	17.5	21.3	20.3	1.062
172671	1.42	16.2	2.9	< 1	2.6	20	1.1	16.7	16.7	16.7	1.024
172672	1.30	15.5	2.7	< 1	2.4	36	0.8	15.0	8.8	9.6	1.014
172673	1.22	15.4	2.7	2	1.1	48	1.5	14.9	5.3	5.1	1.040
172674	1.38	15.8	2.6	< 1	1.9	54	0.7	16.9	8.6	8.9	1.058
172675	1.37	16.7	2.6	< 1	1.5	96	0.6	16.6	10.4	10.7	1.056
172676	1.37	16.6	2.6	< 1	1.1	43	< 0.4	16.2	8.3	8.1	1.064
172677	1.46	16.7	2.9	1	1.3	42	< 0.4	17.3	11.9	11.3	1.064
172678	1.39	16.0	2.8	< 1	1.3	56	< 0.4	15.0	8.4	8.6	1.071
172679	1.43	16.9	2.9	< 1	1.9	54	0.5	16.5	13.5	13.3	1.032
172680	0.85	9.3	1.8	4	0.8	55	1.7	8.7	5.8	5.9	1.075
172681	1.41	16.5	2.8	< 1	2.0	29	< 0.4	16.3	9.4	8.7	1.089
172682	1.34	15.3	2.6	< 1	1.2	61	< 0.4	14.5	15.2	16.4	1.046
172683	1.45	17.4	3.0	1	1.8	37	< 0.4	17.6	8.0	8.2	1.043
172684	1.68	18.4	3.1	1	1.5	81	0.4	23.2	8.2	8.6	1.077
172685	1.34	16.9	2.9	1	1.8	29	< 0.4	14.2	9.0	8.6	1.008
172686	1.40	16.3	2.8	< 1	1.2	65	< 0.4	16.1	9.3	10.9	1.079
172687	1.36	15.6	2.9	< 1	1.3	33	< 0.4	16.7	9.3	9.7	1.035
172688	1.44	16.1	2.7	< 1	1.4	62	< 0.4	14.3	20.5	20.6	1.056
172689	0.51	5.4	1.1	< 1	1.5	98	< 0.4	2.2	0.7	0.6	1.053
172701	1.51	16.3	2.7	1	2.6	39	1.1	16.5	23.7	24.3	1.076
172702	1.55	17.0	2.9	1	3.0	47	0.5	20.7	22.5	23.1	1.016
172703	1.49	15.4	2.8	< 1	2.0	35	0.5	14.6	24.7	26.0	1.068
172704	1.37	15.6	2.7	< 1	2.1	32	0.5	15.4	8.8	9.5	1.070
172705	0.80	8.7	1.7	5	1.5	184	1.4	4.2	2.7	2.4	1.023
172722	2.69	21.8	3.3	3	2.6	59	1.5	20.7	170	171	1.082
172723	1.39	15.1	2.5	4	2.4	113	0.5	13.4	30.9	32.3	1.035
172724	2.49	23.3	3.9	3	3.1	454	0.5	23.2	361	379	1.083
172725	2.20	21.4	3.4	2	0.8	127	< 0.4	21.6	193	201	1.007
172726	1.24	14.5	2.4	< 1	1.3	170	< 0.4	13.1	14.5	16.3	1.074
172727	1.74	19.1	3.2	1	2.1	82	0.4	20.3	43.2	46.5	1.023
172728	1.57	18.6	3.1	< 1	2.3	76	0.5	17.5	14.5	14.1	1.020
172729	1.39	16.4	2.8	< 1	1.5	50	< 0.4	15.8	8.9	9.2	1.031
172730	1.71	18.1	3.0	1	1.4	95	< 0.4	18.0	35.9	36.1	1.038
172731	1.78	18.4	2.8	< 1	1.0	50	< 0.4	17.9	45.0	46.0	1.024
172732	1.50	15.9	2.7	< 1	1.5	82	< 0.4	15.8	16.1	16.6	1.018
172733	1.55	16.8	2.9	1	1.9	38	0.5	17.9	29.0	28.5	1.051
172734	1.40	14.8	2.6	< 1	1.5	27	< 0.4	15.6	16.1	16.9	0.976
172735	1.51	16.0	2.8	1	2.6	45	< 0.4	17.4	16.9	11.5	0.974
172736	1.99	19.6	3.2	2	5.4	111	4.5	21.2	30.6	30.0	1.010
172737	1.36	14.2	2.5	1	2.4	32	0.5	15.2	10.5	12.2	1.033
172738	1.36	15.5	2.6	< 1	2.2	117	< 0.4	16.5	4.6	4.5	0.947
276417	1.59	13.9	2.4	1	2.6	60	1.0	11.6	3.6	3.6	0.974

Analyte Symbol	Lu	Hf	Ta	W	Tl	Pb	Bi	Th	U	U	Mass
Unit Symbol	ppm	ppm	ppm	ppm	ppm	ppm	ppm	ppm	ppm	ppm	g
Detection Limit	0.04	0.2	0.1	1	0.1	5	0.4	0.1	0.1	0.1	
Analysis Method	FUS-MS	FUS-MS	FUS-MS	FUS-MS	FUS-MS	FUS-MS	FUS-MS	FUS-MS	FUS-MS	DNC	DNC
276421	1.18	13.2	2.3	< 1	2.5	22	< 0.4	13.4	3.3	3.5	1.031
276436	1.19	13.5	2.3	1	1.4	392	< 0.4	14.2	10.5	10.8	0.988
276437	0.49	4.9	1.1	2	0.2	138	0.9	1.3	0.7	0.6	0.925
276439	1.34	15.4	2.6	1	0.1	107	< 0.4	15.9	10.5	11.5	0.942
276440	1.51	16.7	2.8	< 1	0.4	217	0.8	19.5	8.3	9.0	1.084
276460	0.65	8.0	1.9	< 1	3.6	40	< 0.4	19.0	5.5	5.0	1.004
276466	0.72	4.9	2.4	< 1	3.7	37	0.8	26.9	7.3	7.4	0.941
276500	1.50	13.6	5.2	3	1.5	16	0.6	18.3	4.7	5.3	0.979

Quality Control

Analyte Symbol	SiO2	Al2O3	Fe2O3(T)	MnO	MgO	CaO	Na2O	K2O	TiO2	P2O5	LOI	Total	Sc	Be	V	Cr	Co	Ni	Cu	Zn	Ga	Ge	As	Rb
Unit Symbol	%	%	%	%	%	%	%	%	%	%	%	%	ppm	ppm	ppm	ppm	ppm	ppm	ppm	ppm	ppm	ppm	ppm	ppm
Detection Limit	0.01	0.01	0.01	0.001	0.01	0.01	0.01	0.01	0.001	0.01		0.01	1	1	5	20	1	20	10	30	1	1	5	2
Analysis Method	FUS-ICP	FUS-ICP	FUS-ICP	FUS-ICP	FUS-ICP	FUS-ICP	FUS-ICP	FUS-ICP	FUS-ICP	FUS-ICP	FUS-ICP	FUS-ICP	FUS-ICP	FUS-ICP	FUS-ICP	FUS-MS	FUS-MS	FUS-MS	FUS-MS	FUS-MS	FUS-MS	FUS-MS	FUS-MS	FUS-MS
GXR-1 Meas																< 20	8	40	1100	770	13		423	3
GXR-1 Cert																12.0	8.20	41.0	1110	765	13.8		427	14.0
WMG-1 Meas																780	189	2430	5470	120	10		16	
WMG-1 Cert																770	200	2700	5900	110	10.3		7.00	
DH-1a Meas																								
DH-1a Cert																								
DH-1a Meas																								
DH-1a Cert																								
DH-1a Meas																								
DH-1a Cert																								
NIST 694 Meas	11.22	1.92	0.72	0.011	0.32	43.06	0.65	0.56	0.115	30.15					1876									
NIST 694 Cert	11.2	1.80	0.790	0.0119	0.330	43.6	0.660	0.510	0.110	30.2					1740									
DNC-1 Meas	47.17	18.55	9.92	0.149	10.23	11.42	1.91	0.22	0.498	0.07			32	< 1	158	280	55	250	100	70	14	1	6	4
DNC-1 Cert	47.0	18.3	9.93	0.149	10.1	11.3	1.87	0.234	0.480	0.0900			31.0	1.00	148	285	54.7	247	96.0	66.0	15.0	1.30	0.200	4.50
BIR-1 Meas	48.78	16.01	11.26	0.176	9.76	13.51	1.89	0.04	0.964	0.03			44	1	371	390	52	170	140	100	16	2	< 6	< 2
BIR-1 Cert	47.8	15.4	11.3	0.171	9.68	13.2	1.75	0.0300	0.960	0.0500			44.0	0.580	313	382	51.4	166	126	71.0	16.0	1.50	0.440	0.250
GXR-2 Meas																30	8	< 20	80	400	37		45	61
GXR-2 Cert																36.0	8.60	21.0	76.0	530	37.0		25.0	78.0
FK-N Meas	64.82	18.19	0.08	0.002	< 0.01	0.10	2.38	12.80	0.004	0.02			< 1	1	< 5									
FK-N Cert	65.0	18.6	0.0900	0.00500	0.0100	0.110	2.58	12.8	0.0200	0.0240			1.00	1.00	5.00									
LKSD-3 Meas																60	29	50	30	40			57	74
LKSD-3 Cert																87.0	30.0	47.0	35.0	152			27.0	78.0
MAG-1 (Depleted) Meas																100	22	50	30	160	23		14	156
MAG-1 (Depleted) Cert																97.0	20.4	53.0	30.0	130	20.4		9.20	149
NIST 1633b Meas	49.19	26.64	11.31	0.017	0.76	2.18	0.28	2.36	1.313	0.58			41		307									
NIST 1633b Cert	49.2	26.4	11.1	0.0200	0.800	2.11	0.270	2.35	1.32	0.530			41.0		296									
SY-2 Meas																								
SY-2 Cert																								
SY-2 Meas																								
SY-2 Cert																								
SY-2 Meas																								
SY-2 Cert																								
SY-3 Meas	59.69	11.81	5.97	0.316	2.54	7.85	4.26	4.45	0.133	0.45			7	22	48									
SY-3 Cert	59.6	11.8	6.49	0.320	2.67	8.25	4.12	4.23	0.150	0.540			7.00	20.0	50.0									
W-2a Meas	52.46	15.32	10.50	0.166	6.32	10.98	2.24	0.70	1.071	0.15			35	2	295	90	45	80	120	100	19	1	< 5	22
W-2a Cert	52.4	15.4	10.7	0.163	6.37	10.9	2.14	0.626	1.06	0.130			36.0	1.30	282	92.0	43.0	70.0	110	80.0	17.0	1.00	1.20	21.0
NIST 696 Meas	3.74	53.22	8.48	0.004	0.01	0.02		< 0.01	2.587	0.05					397									
NIST 696 Cert	3.79	54.5	8.70	0.00400	0.0120	0.0160		0.00900	2.64	0.0500					403									
BL-4a Meas																								
BL-4a Cert																								
BL-4a Meas																								
BL-4a Cert																								
BL-4a Meas																								
BL-4a Cert																								
JSD-3 Meas	75.94	9.75	4.28	0.142	1.12	0.56	0.40	1.94	0.410	0.09														
JSD-3 Cert	76.000	9.908	4.368	0.148	1.17	0.58	0.411	1.971	0.403	0.0817														
CTA-AC-1 Meas																	< 1		90	50				
CTA-AC-1 Cert																	2.72		54.0	38.0				
276259 Orig	48.24	12.67	13.85	0.296	4.98	9.48	3.85	0.60	2.738	0.54	1.72	99.17	37	5	345	100	38	50	10	300	27	3	11	23
276259 Dup	48.38	12.99	14.34	0.297	5.08	9.39	3.76	0.58	2.707	0.53	1.72	99.79	37	5	325	110	40	50	10	320	30	4	16	25
276274 Orig	52.69	14.28	12.16	0.230	3.26	5.57	1.63	3.70	1.900	0.30	2.62	98.35	20	5	185	40	38	70	40	280	22	2	11	140
276274 Split	53.25	14.54	12.27	0.237	3.44	5.92	1.63	3.70	1.970	0.33	2.39	99.66	20	5	199	40	35	40	20	250	20	2	9	132
276278 Orig	52.51	15.81	13.52	0.392	3.49	3.38	1.31	4.11	2.175	0.28	3.89	100.9	24	6	208	40	45	70	60	460	25	1	30	249
276278 Dup	52.48	15.79	13.47	0.393	3.47	3.38	1.32	4.19	2.174	0.29	3.69	100.8	23	6	208	50	48	80	80	520	26	2	53	261
276293 Orig	66.51	15.12	3.99	0.072	0.16	1.70	6.38	0.10	0.295	0.08	0.58	97.00	< 1	4	23	< 20	< 1	< 20	20	120	38	1	5	< 2
276293 Dup	67.92	15.43	4.02	0.072	0.16	1.67	6.51	0.12	0.297	0.08	0.58	98.85	< 1	4	30	< 20	< 1	< 20	20	120	40	1	12	< 2
276294 Orig	77.77	9.75	3.30	0.053	0.12	0.94	5.12	0.12	0.218	0.04	0.59	98.02	1	4	13	< 20	< 1	< 20	20	110	24	< 1	< 5	< 2

Quality Control

Analyte Symbol	SiO2	Al2O3	Fe2O3(T)	MnO	MgO	CaO	Na2O	K2O	TiO2	P2O5	LOI	Total	Sc	Ba	V	Cr	Co	Ni	Cu	Zn	Ga	Ge	As	Rb
Unit Symbol	%	%	%	%	%	%	%	%	%	%	%	%	ppm	ppm	ppm	ppm	ppm	ppm	ppm	ppm	ppm	ppm	ppm	ppm
Detection Limit	0.01	0.01	0.01	0.001	0.01	0.01	0.01	0.01	0.001	0.01		0.01	1	1	5	20	1	20	10	30	1	1	5	2
Analysis Method	FUS-ICP	FUS-ICP	FUS-ICP	FUS-ICP	FUS-ICP	FUS-ICP	FUS-ICP	FUS-ICP	FUS-ICP	FUS-ICP	FUS-ICP	FUS-ICP	FUS-ICP	FUS-ICP	FUS-ICP	FUS-MS	FUS-MS	FUS-MS	FUS-MS	FUS-MS	FUS-MS	FUS-MS	FUS-MS	FUS-MS
278294 Split	79.13	9.71	3.37	0.054	0.12	0.93	5.34	0.08	0.226	0.04	0.55	99.54	< 1	4	12	< 20	< 1	< 20	20	140	25	1	8	< 2
172506 Orig	76.64	9.92	3.29	0.046	0.07	0.76	4.24	2.44	0.203	0.44	0.76	99.05	< 1	5	9	< 20	1	< 20	< 10	170	26	< 1	34	79
172506 Split	77.33	9.94	3.46	0.046	0.08	0.76	4.30	2.33	0.210	0.40	0.75	99.63	< 1	5	7	< 20	< 1	< 20	10	150	25	< 1	33	76
172510 Orig	75.68	10.00	3.36	0.059	0.20	0.85	1.06	7.53	0.234	0.07	0.88	99.54	< 1	3	16	< 20	2	< 20	30	200	19	< 1	7	235
172510 Dup	74.40	9.95	3.40	0.059	0.20	0.84	1.22	7.09	0.236	0.07	0.85	97.96	< 1	3	16	< 20	2	< 20	20	180	18	< 1	< 5	211
172527 Orig	69.08	14.30	3.00	0.054	0.22	3.54	6.59	0.24	0.260	0.09	1.30	98.66	< 1	3	52	< 20	3	< 20	30	120	33	2	11	5
172527 Dup	70.18	14.45	3.02	0.055	0.22	3.57	6.66	0.20	0.265	0.09	1.30	100.0	< 1	3	51	< 20	3	< 20	30	110	33	2	9	6
172536 Orig	64.63	18.12	3.80	0.036	0.17	0.58	9.75	0.19	0.354	0.16	0.18	97.98	3	5	13	< 20	3	< 20	10	50	31	< 1	< 5	4
172536 Split	64.63	18.13	3.87	0.037	0.15	0.56	10.16	0.19	0.347	0.17	0.27	98.52	3	5	16	< 20	3	< 20	10	50	30	< 1	< 5	4
172544 Orig	73.68	10.72	3.37	0.072	0.10	0.21	2.98	4.74	0.236	0.04	0.38	96.53	1	4	< 5	< 20	1	< 20	10	160	22	< 1	10	143
172544 Dup	76.48	10.72	3.47	0.073	0.10	0.21	3.03	4.95	0.238	0.04	0.38	99.89	< 1	4	7	< 20	1	< 20	20	180	23	< 1	10	147
172559 Orig	63.68	14.91	5.38	0.073	0.19	1.57	1.48	10.81	0.381	0.09	0.56	99.31	1	3	18	< 20	< 1	< 20	< 10	220	23	< 1	11	347
172559 Dup	64.93	15.56	5.60	0.075	0.19	1.58	1.49	10.21	0.371	0.08	0.58	100.8	1	3	17	< 20	< 1	< 20	< 10	190	21	< 1	8	314
172567 Orig	75.42	9.87	3.31	0.048	0.09	0.31	0.83	7.51	0.222	0.03	0.83	98.48	< 1	3	< 5	< 20	2	< 20	30	380	21	< 1	11	243
172567 Split	75.83	10.08	3.37	0.048	0.09	0.31	0.83	7.85	0.225	0.03	0.77	99.11	< 1	3	6	< 20	1	< 20	10	420	18	1	27	243
172577 Orig	75.58	10.39	3.58	0.054	0.20	0.60	1.76	6.15	0.270	0.10	0.55	99.45	< 1	3	10	< 20	2	< 20	10	160	21	< 1	21	179
172577 Dup	72.48	9.74	3.51	0.052	0.18	0.75	1.61	5.80	0.258	0.10	0.55	94.82	< 1	3	12	< 20	1	< 20	10	160	21	< 1	15	178
172594 Orig	77.19	9.91	2.86	0.050	0.12	0.35	0.26	6.76	0.222	0.05	0.71	100.5	< 1	3	< 5	< 20	< 1	< 20	10	280	18	< 1	12	242
172594 Dup	74.49	10.06	2.89	0.051	0.11	0.34	0.26	6.98	0.225	0.05	0.71	98.20	< 1	3	< 5	< 20	1	< 20	10	350	20	< 1	13	276
172597 Orig	76.26	10.46	3.40	0.102	0.13	0.15	0.80	8.21	0.226	0.03	0.69	100.6	< 1	5	< 5	< 20	< 1	< 20	< 10	200	22	1	11	209
172597 Split	74.06	10.70	3.43	0.101	0.13	0.15	0.91	8.08	0.229	0.02	0.70	98.54	< 1	5	6	< 20	< 1	< 20	10	250	28	1	10	258
172609 Orig	74.65	11.14	3.24	0.077	0.18	0.47	1.44	8.27	0.245	0.14	0.62	100.7	< 1	4	8	< 20	1	< 20	10	220	19	< 1	7	214
172609 Dup	75.06	11.33	3.28	0.078	0.18	0.48	1.46	7.79	0.249	0.14	0.62	100.6	< 1	4	7	< 20	< 1	< 20	20	190	17	< 1	6	195
172626 Orig	76.94	9.78	3.43	0.040	0.09	0.15	1.03	6.46	0.217	0.03	1.70	99.86	< 1	4	< 5	< 20	< 1	< 20	20	340	21	< 1	106	203
172626 Dup	77.31	9.78	3.49	0.040	0.09	0.15	1.02	6.19	0.216	0.02	1.70	100.0	< 1	4	< 5	< 20	< 1	< 20	20	330	21	< 1	68	203
172627 Orig	66.83	11.61	5.35	0.101	1.08	3.80	1.82	5.66	0.656	0.08	2.18	99.19	8	3	80	50	8	< 20	< 10	280	31	2	43	196
172627 Split	67.02	11.71	5.43	0.101	1.03	3.83	1.83	5.25	0.656	0.08	2.08	98.81	8	3	73	40	9	< 20	< 10	310	33	2	44	202
172660 Orig	77.82	10.32	3.35	0.071	0.10	0.49	4.17	2.77	0.221	0.05	0.69	100.1	< 1	4	5	< 20	< 1	< 20	40	860	23	< 1	12	69
172660 Dup	77.73	10.35	3.36	0.070	0.10	0.49	4.19	2.84	0.223	0.05	0.69	100.1	< 1	5	6	< 20	< 1	< 20	50	930	23	< 1	16	92
172662 Orig	77.00	10.00	2.97	0.026	0.14	0.63	1.26	6.96	0.215	0.03	0.45	99.68	< 1	2	15	< 20	1	< 20	30	160	17	< 1	10	223
172662 Split	76.18	9.82	3.07	0.027	0.14	0.62	1.19	6.82	0.214	0.03	0.48	98.57	< 1	2	13	< 20	2	< 20	30	130	16	1	22	230
172663 Orig																< 20	3	< 20	30	60	28	< 1	9	233
172663 Dup																< 20	3	< 20	30	70	26	2	28	254
172680 Orig																50	32	40	10	380	39	3	23	63
172680 Dup																50	32	40	10	380	40	2	18	64
172703 Orig	73.17	11.23	3.42	0.066	0.26	0.82	2.52	6.05	0.228	0.21	0.48	98.48	< 1	4	7	< 20	< 1	< 20	10	140	23	1	10	176
172703 Split	74.37	11.50	3.41	0.067	0.24	0.79	2.57	5.89	0.226	0.21	0.53	99.80	< 1	4	< 5	< 20	< 1	< 20	10	160	25	1	13	187
172724 Orig	74.37	11.50	3.41	0.067	0.24	0.79	2.57	5.89	0.226	0.21	0.53	99.80	< 1	4	< 5	< 20	< 1	< 20	10	160	25	1	13	187
172724 Dup																< 20	1	< 20	290	1070	38	1	11	217
276417 Orig	74.73	9.50	5.61	0.034	0.13	0.41	1.21	6.51	0.223	0.03	0.72	99.11	< 1	7	7	< 20	1	< 20	300	1040	36	1	10	218
276417 Dup	75.08	9.53	5.59	0.035	0.13	0.41	1.20	6.70	0.224	0.03	0.72	99.66	1	7	9	< 20	1	< 20	10	270	17	< 1	28	164
276500 Orig	77.68	11.79	2.10	0.030	0.09	0.35	3.43	5.23	0.149	0.02	0.00	100.9	1	8	10	< 20	< 1	< 20	< 10	70	27	1	< 5	197
276500 Split	77.29	11.72	2.07	0.029	0.09	0.34	3.44	5.12	0.149	0.01	0.00	100.3	< 1	6	5	20	< 1	< 20	< 10	60	27	1	< 5	200
Method Blank Method Blank																< 20	< 1	< 20	< 10	< 30	< 1	< 1	< 5	< 2
Method Blank Method Blank																								
Method Blank Method Blank																								

Quality Control

Analyte Symbol	Sr	Y	Zr	Nb	Mo	Ag	In	Sn	Sb	Cs	Ba	La	Ce	Pr	Nd	Sm	Eu	Gd	Tb	Dy	Ho	Er	Tm	Yb
Unit Symbol	ppm	ppm	ppm	ppm	ppm	ppm	ppm	ppm	ppm	ppm	ppm	ppm	ppm	ppm	ppm	ppm	ppm	ppm	ppm	ppm	ppm	ppm	ppm	ppm
Detection Limit	2	2	4	1	2	0.5	0.2	1	0.5	0.5	3	0.1	0.1	0.05	0.1	0.1	0.05	0.1	0.1	0.1	0.1	0.1	0.05	0.1
Analysis Method	FUS-ICP	FUS-ICP	FUS-ICP	FUS-MS	FUS-MS	FUS-MS	FUS-MS	FUS-MS	FUS-MS	FUS-MS	FUS-ICP	FUS-MS	FUS-MS	FUS-MS	FUS-MS	FUS-MS	FUS-MS	FUS-MS	FUS-MS	FUS-MS	FUS-MS	FUS-MS	FUS-MS	FUS-MS
GXR-1 Meas				1	18	33.6	0.8	54	119	2.7		7.8	14.9		8.0	2.8	0.63	4.0	0.8	4.6			0.42	2.2
GXR-1 Cert				0.800	16.0	31.0	0.770	54.0	122	3.00		7.50	17.0		16.0	2.70	0.690	4.20	0.830	4.30			0.430	1.90
WMG-1 Meas				5	< 2	1.2		2	7.4	< 0.5		8.2	16.7		8.9	2.2	0.78		0.4	2.4	0.5		0.22	1.2
WMG-1 Cert				6.00	1.40	2.70		2.20	1.60	0.480		8.20	18.0		9.00	2.30	0.620		0.300	2.60	0.500		0.200	1.30
DH-1a Meas																								
DH-1a Cert																								
DH-1a Meas																								
DH-1a Cert																								
DH-1a Meas																								
DH-1a Cert																								
NIST 694 Meas																								
NIST 694 Cert																								
DNC-1 Meas	143	17	38	1	< 2	< 0.5			0.1	< 0.5	107	3.8	8.2	0.99	4.6	1.3	0.61	1.9	0.4	2.6	0.6	1.6	0.31	1.8
DNC-1 Cert	145	16.0	41.0	3.00	0.700	0.0270			0.960	0.340	114	3.80	10.6	1.30	4.90	1.38	0.590	2.00	0.410	2.70	0.620	2.00	0.380	2.01
BIR-1 Meas	110	16	12	< 1	< 2	< 0.5		< 1	5.1	< 0.5	11	0.6	2.2	0.37	2.3	1.1	0.55	1.8	0.4	2.6	0.6	1.7	0.28	1.6
BIR-1 Cert	108	15.0	16.0	0.600	0.500	0.0360		0.650	0.580	0.00500	7.00	0.620	1.95	0.360	2.50	1.10	0.540	1.85	0.360	2.50	0.570	1.70	0.260	1.65
GXR-2 Meas				10	< 2	12.5	< 0.2	2	36.7	5.2		26.1	52.0		18.9	3.5	0.80	3.1	0.5	2.6			0.28	1.7
GXR-2 Cert				11.0	2.10	17.0	0.252	1.70	49.0	5.20		25.6	51.4		19.0	3.50	0.810	3.30	0.480	3.30			0.300	2.04
FK-N Meas	37	< 2	< 4								204													
FK-N Cert	39.0	0.500	13.0								200													
LKSD-3 Meas				8	< 2	< 0.5		2	6.3	2.1		48.6	85.0		39.2	7.2	1.44		0.9	4.7				2.5
LKSD-3 Cert				8.00	2.00	2.70		3.00	1.30	2.30		52.0	90.0		44.0	8.00	1.50		1.00	4.90				2.70
MAG-1 (Depleted) Meas				13	< 2	1.1	< 0.2	3	5.8	8.7		42.8	85.4	9.30	35.4	6.9	1.51	6.0	1.0	5.0	1.0	2.7	0.43	2.5
MAG-1 (Depleted) Cert				12.0	1.60	0.0800	0.180	3.60	0.960	8.60		43.0	88.0	9.30	38.0	7.50	1.60	5.80	0.960	5.20	1.02	3.00	0.430	2.60
NIST 1633b Meas	1047										712													
NIST 1633b Cert	1040										709													
SY-2 Meas																								
SY-2 Cert																								
SY-2 Meas																								
SY-2 Cert																								
SY-2 Meas																								
SY-2 Cert																								
SY-3 Meas	287	130	251								453													
SY-3 Cert	302	718	320								450													
W-2a Meas	192	21	91	7	< 2	< 0.5			4.1	0.9	175	11.8	25.0		12.8	3.2	1.23		0.7	3.9	0.8	2.3	0.36	2.0
W-2a Cert	190	24.0	94.0	7.90	0.600	0.0460			0.790	0.990	182	10.0	23.0		13.0	3.30	1.00		0.630	3.60	0.760	2.50	0.380	2.10
NIST 696 Meas			1050																					
NIST 696 Cert			1040																					
BL-4a Meas																								
BL-4a Cert																								
BL-4a Meas																								
BL-4a Cert																								
BL-4a Meas																								
BL-4a Cert																								
JSD-3 Meas																								
JSD-3 Cert																								
CTA-AC-1 Meas												> 2000	> 3000		1090	166	50.7	139	18.6					11.8
CTA-AC-1 Cert												2178	3326		1087	162	46.7	124	13.9					11.4
276259 Orig	316	41	190	16	< 2	< 0.5	< 0.2	7	14.0	1.3	141	20.8	47.0	5.96	26.2	6.6	2.59	7.7	1.3	7.7	1.5	4.2	0.60	3.7
276259 Dup	316	41	207	17	< 2	< 0.5	< 0.2	7	17.4	1.5	140	22.7	51.5	6.56	28.9	7.4	2.89	8.4	1.4	8.4	1.7	4.7	0.66	4.1
276274 Orig	279	35	254	18	8	< 0.5	< 0.2	2	11.2	6.2	257	25.6	53.6	6.45	26.6	6.0	2.17	6.4	1.1	6.4	1.3	3.7	0.52	3.2
276274 Split	276	35	247	16	7	< 0.5	< 0.2	2	5.5	5.6	244	22.4	46.6	6.23	26.1	6.1	1.96	5.8	1.0	6.0	1.2	3.4	0.49	3.1
276276 Orig	172	43	239	18	36	< 0.5	< 0.2	1	6.1	15.3	327	29.8	59.5	7.18	29.6	6.7	2.22	7.5	1.3	7.4	1.5	4.1	0.59	3.6
276276 Dup	172	43	239	19	36	< 0.5	< 0.2	2	13.3	16.9	328	31.7	63.2	7.59	31.3	7.1	2.32	7.8	1.3	7.7	1.5	4.3	0.61	3.7
276293 Orig	69	136	1079	58	3	1.4	< 0.2	7	< 0.5	< 0.5	< 3	113	208	26.4	104	21.8	0.96	22.3	3.6	22.3	4.7	14.1	2.10	13.5
276293 Dup	66	136	1091	58	3	1.6	< 0.2	7	3.5	< 0.5	7	118	218	27.6	109	22.9	1.00	22.9	3.9	23.3	4.9	14.6	2.18	14.1
276294 Orig	66	94	737	43	4	1.0	< 0.2	5	7.9	< 0.5	10	83.6	179	21.5	81.5	15.6	0.72	15.5	2.7	17.0	3.5	10.4	1.52	9.6

Quality Control

Analyte Symbol	Sr	Y	Zr	Nb	Mo	Ag	In	Sn	Sb	Cs	Ba	La	Ce	Pr	Nd	Sm	Eu	Gd	Tb	Dy	Ho	Er	Tm	Yb
Unit Symbol	ppm	ppm	ppm	ppm	ppm	ppm	ppm	ppm	ppm	ppm	ppm	ppm	ppm	ppm	ppm	ppm	ppm	ppm	ppm	ppm	ppm	ppm	ppm	ppm
Detection Limit	2	2	4	1	2	0.5	0.2	1	0.5	0.5	3	0.1	0.1	0.05	0.1	0.1	0.05	0.1	0.1	0.1	0.1	0.1	0.05	0.1
Analysis Method	FUS-ICP	FUS-ICP	FUS-ICP	FUS-MS	FUS-MS	FUS-MS	FUS-MS	FUS-MS	FUS-MS	FUS-MS	FUS-ICP	FUS-MS	FUS-MS	FUS-MS	FUS-MS	FUS-MS	FUS-MS	FUS-MS	FUS-MS	FUS-MS	FUS-MS	FUS-MS	FUS-MS	FUS-MS
278294 Split	87	91	708	39	4	< 0.5	< 0.2	5	4.2	< 0.5	8	75.4	160	19.6	77.6	16.3	0.68	15.5	2.7	16.3	3.4	9.9	1.47	9.4
172506 Orig	51	107	686	41	27	1.0	< 0.2	5	7.7	2.3	23	74.6	162	19.9	77.4	15.7	0.76	17.2	3.1	19.5	4.1	11.9	1.73	10.9
172506 Split	54	122	687	36	25	< 0.5	< 0.2	5	< 0.5	2.3	24	68.0	145	17.7	73.3	16.9	0.77	16.3	2.9	18.1	3.8	11.1	1.63	10.4
172510 Orig	61	98	716	44	< 2	< 0.5	< 0.2	3	10.2	3.7	76	80.2	169	20.4	78.0	15.2	0.73	15.4	2.8	17.5	3.7	11.2	1.65	10.5
172510 Dup	62	98	723	40	< 2	< 0.5	< 0.2	3	7.8	3.3	77	73.0	155	18.6	71.3	14.0	0.64	14.3	2.6	16.1	3.4	10.3	1.52	9.6
172527 Orig	314	91	637	40	24	2.8	< 0.2	11	10.6	< 0.5	29	71.4	149	18.7	75.6	16.6	0.81	15.9	2.6	17.1	3.5	10.4	1.53	9.7
172527 Dup	320	92	643	41	25	3.3	0.2	12	8.4	< 0.5	29	71.4	146	18.4	74.2	16.3	0.83	15.3	2.7	16.6	3.5	10.2	1.50	9.6
172536 Orig	43	71	375	41	3	< 0.5	< 0.2	4	9.5	< 0.5	32	60.9	131	15.2	61.1	13.3	1.02	12.5	2.1	12.7	2.6	7.4	1.09	7.0
172536 Split	42	68	349	36	3	< 0.5	< 0.2	4	0.6	< 0.5	28	60.2	130	14.8	59.6	12.9	1.02	12.4	2.0	12.5	2.5	6.9	1.01	6.4
172544 Orig	28	85	632	39	12	< 0.5	< 0.2	4	3.9	0.9	59	62.9	139	16.9	68.6	15.4	0.73	13.6	2.4	15.4	3.2	9.7	1.45	9.4
172544 Dup	27	87	628	42	13	< 0.5	< 0.2	4	5.4	1.0	59	65.7	144	17.6	71.3	15.6	0.75	13.9	2.5	15.7	3.3	10.0	1.50	9.8
172559 Orig	99	154	1008	69	3	< 0.5	< 0.2	6	< 0.5	2.4	159	117	252	30.9	119	23.3	1.21	24.1	4.3	27.2	5.7	17.1	2.51	16.0
172559 Dup	103	155	1058	63	3	< 0.5	< 0.2	7	< 0.5	2.1	164	106	226	27.6	107	21.0	1.07	22.0	3.9	24.6	5.2	15.5	2.27	14.4
172567 Orig	40	93	704	57	9	< 0.5	< 0.2	5	< 0.5	2.2	61	67.3	171	19.0	72.1	16.4	0.67	16.7	2.8	16.7	3.6	10.4	1.57	9.8
172567 Split	42	97	703	41	8	< 0.5	< 0.2	4	< 0.5	1.9	67	74.5	164	19.6	79.4	17.5	0.69	15.8	2.8	17.3	3.8	10.7	1.59	10.2
172577 Orig	55	123	849	53	6	< 0.5	< 0.2	6	2.1	1.1	52	95.0	205	25.8	98.3	19.4	0.88	20.5	3.6	22.3	4.6	13.6	1.99	12.6
172577 Dup	53	118	913	54	9	< 0.5	< 0.2	5	< 0.5	1.1	51	95.1	202	25.1	96.3	18.9	0.89	20.1	3.6	22.1	4.6	13.6	1.99	12.6
172594 Orig	44	88	578	32	7	< 0.5	< 0.2	3	1.7	2.3	70	61.6	127	16.0	64.9	14.3	0.61	13.1	2.3	14.4	3.0	8.7	1.27	8.0
172594 Dup	44	88	566	37	6	< 0.5	< 0.2	4	4.1	2.7	70	72.6	148	18.9	76.1	16.6	0.71	15.4	2.7	16.8	3.5	10.3	1.49	9.3
172597 Orig	35	104	701	41	2	1.5	< 0.2	4	6.1	1.7	44	76.5	164	18.8	78.7	17.2	0.71	15.4	2.7	16.9	3.5	10.1	1.50	9.5
172597 Split	37	103	683	41	3	< 0.5	< 0.2	4	< 0.5	2.0	47	79.9	178	21.1	85.1	18.6	0.77	17.1	3.0	18.7	3.9	11.4	1.66	10.5
172609 Orig	47	105	759	45	14	1.3	< 0.2	4	6.3	3.1	98	79.7	168	20.0	81.3	18.1	0.80	17.1	3.0	18.9	4.0	11.7	1.73	11.1
172609 Dup	47	104	748	42	12	1.6	< 0.2	4	3.9	2.7	95	73.0	153	18.0	73.3	16.3	0.71	15.1	2.7	17.1	3.6	10.5	1.55	9.9
172626 Orig	41	90	592	35	11	1.4	< 0.2	3	3.0	3.9	102	75.9	165	19.8	79.7	17.3	0.83	16.4	2.8	16.3	3.4	10.0	1.46	9.3
172626 Dup	41	90	601	36	11	1.5	< 0.2	2	< 0.5	3.8	102	76.2	165	19.7	79.3	17.3	0.82	16.3	2.7	16.4	3.4	10.0	1.48	9.5
172627 Orig	184	81	618	36	3	1.4	< 0.2	5	3.1	1.5	85	69.5	148	17.4	70.2	15.4	1.01	14.6	2.5	15.3	3.2	9.5	1.39	8.9
172627 Split	189	89	606	36	3	< 0.5	< 0.2	5	8.1	1.6	85	65.1	136	16.5	67.1	14.9	1.00	13.7	2.3	14.7	3.1	9.0	1.33	8.6
172690 Orig	57	98	713	37	3	< 0.5	< 0.2	3	< 0.5	2.8	34	71.1	152	18.1	72.0	15.3	0.64	14.5	2.6	16.0	3.4	10.2	1.51	9.6
172690 Dup	57	96	709	38	3	< 0.5	< 0.2	3	< 0.5	2.9	36	71.2	153	18.3	72.9	15.5	0.67	14.5	2.6	16.1	3.4	10.3	1.53	9.6
172662 Orig	52	104	693	54	2	< 0.5	< 0.2	4	< 0.5	2.0	93	95.0	173	20.2	82.4	18.3	0.78	17.3	3.1	18.8	3.8	11.1	1.61	10.1
172662 Split	48	101	662	37	2	< 0.5	< 0.2	4	1.3	1.9	88	76.3	160	19.6	81.0	18.1	0.74	16.8	2.8	17.8	3.6	10.4	1.51	9.5
172663 Orig				54	< 2	< 0.5	< 0.2	7	< 0.5	2.1		102	183	21.1	85.3	18.7	0.92	17.8	3.2	19.5	4.0	11.5	1.68	10.6
172663 Dup				43	< 2	< 0.5	< 0.2	8	9.7	2.2		91.9	193	23.7	90.6	17.6	0.86	19.9	3.5	20.9	4.3	12.4	1.71	10.2
172680 Orig				26	3	< 0.5	0.4	13	8.3	1.3		38.7	85.6	10.9	43.1	9.1	1.91	10.5	1.8	11.2	2.3	6.6	0.98	6.0
172680 Dup				27	3	< 0.5	0.4	12	8.7	1.3		39.4	88.1	11.1	43.9	9.3	1.89	10.5	1.8	11.0	2.3	6.6	0.95	6.0
172703 Orig	71	112	647	39	4	< 0.5	< 0.2	6	4.7	2.0	71	73.0	157	19.2	75.7	15.7	0.84	17.5	3.1	19.7	4.0	11.7	1.69	10.6
172703 Split	71	126	744	41	4	< 0.5	< 0.2	6	4.7	2.1	72	71.7	154	18.9	78.1	17.9	0.66	17.8	3.2	19.8	4.1	12.0	1.75	11.0
172703 Split	71	126	744	41	4	< 0.5	< 0.2	6	4.7	2.1	72	71.7	154	18.9	78.1	17.9	0.66	17.8	3.2	19.8	4.1	12.0	1.75	11.0
172724 Orig				87	11	< 0.5	0.2	8	7.3	3.1		123	277	35.4	143	30.9	1.52	36.7	6.4	38.6	7.7	21.2	3.00	18.3
172724 Dup				88	11	< 0.5	< 0.2	7	4.3	3.1		124	280	35.5	143	30.8	1.57	36.4	6.3	38.0	7.5	20.9	2.95	18.0
278417 Orig	51	138	550	36	> 100	0.6	< 0.2	3	< 0.5	1.5	132	102	227	31.3	131	30.6	1.39	28.1	4.5	25.7	4.9	13.2	1.86	11.3
278417 Dup	51	139	550	37	> 100	0.5	< 0.2	4	0.7	1.5	132	107	237	32.3	137	32.5	1.42	29.6	4.6	26.4	5.0	13.8	1.94	11.8
278500 Orig	22	111	383	70	5	< 0.5	< 0.2	8	3.1	1.9	34	57.7	131	14.6	64.6	16.6	0.14	16.6	3.1	20.1	4.2	12.5	1.80	11.2
278500 Split	21	110	370	71	5	< 0.5	< 0.2	9	3.7	2.0	33	57.2	131	14.4	64.2	16.6	0.13	16.7	3.1	20.4	4.3	12.6	1.81	11.2
Method Blank Method Blank				< 1	< 2	< 0.5	< 0.2	< 1	< 0.5	< 0.5		< 0.1	< 0.1	< 0.05	< 0.1	< 0.1	< 0.05	< 0.1	< 0.1	< 0.1	< 0.1	< 0.1	< 0.05	< 0.1
Method Blank Method Blank																								
Method Blank Method Blank																								

Quality Control

Analyte Symbol	Lu	Hf	Ta	W	Tl	Pb	Bi	Th	U	U	Mass
Unit Symbol	ppm	ppm	ppm	ppm	ppm	ppm	ppm	ppm	ppm	ppm	g
Detection Limit	0.04	0.2	0.1	1	0.1	5	0.4	0.1	0.1	0.1	
Analysis Method	FUS-MS	FUS-MS	FUS-MS	FUS-MS	FUS-MS	FUS-MS	FUS-MS	FUS-MS	FUS-MS	DNC	DNC
GXR-1 Meas	0.29	0.7	< 0.1	164	0.5	730	1380	2.6	31.0		
GXR-1 Cert	0.230	0.960	0.175	164	0.390	730	1380	2.44	34.9		
WMG-1 Meas	0.19	1.5	0.3	< 1		15		1.2	0.6		
WMG-1 Cert	0.210	1.30	0.500	1.30		15.0		1.10	0.650		
DH-1a Meas										2610	
DH-1a Cert										2630	
DH-1a Meas										2630	
DH-1a Cert										2630	
DH-1a Meas										2630	
DH-1a Cert										2630	
NIST 694 Meas											
NIST 694 Cert											
DNC-1 Meas	0.26	1.0	< 0.1	< 1	< 0.1	< 5	< 0.4	0.2	< 0.1		
DNC-1 Cert	0.320	1.01	0.0980	0.200	0.0260	6.30	0.0200	0.200	0.100		
BIR-1 Meas	0.24	0.6	< 0.1	< 1	< 0.1	< 5	< 0.4	0.1	< 0.1		
BIR-1 Cert	0.260	0.600	0.0400	0.0700	0.0100	3.00	0.0200	0.0300	0.0100		
GXR-2 Meas	0.26	6.6	0.9	2	1.0	268	< 0.4	8.7	2.8		
GXR-2 Cert	0.270	8.30	0.900	1.90	1.03	690	0.690	8.60	2.90		
FK-N Meas											
FK-N Cert											
LKSD-3 Meas	0.38	4.6	0.6	1		< 5		10.5	4.0		
LKSD-3 Cert	0.400	4.60	0.700	2.00		29.0		11.4	4.60		
MAG-1 (Depleted) Meas	0.36	3.4	1.1	2	0.3	29	< 0.4	12.1	2.7		
MAG-1 (Depleted) Cert	0.400	3.70	1.10	1.40	0.590	24.0	0.340	11.9	2.70		
NIST 1633b Meas											
NIST 1633b Cert											
SY-2 Meas										284	
SY-2 Cert										284	
SY-2 Meas										284	
SY-2 Cert										284	
SY-2 Meas										284	
SY-2 Cert										284	
SY-3 Meas											
SY-3 Cert											
W-2a Meas	0.30	2.6	0.5	< 1	0.1	6	< 0.4	2.4	0.5		
W-2a Cert	0.330	2.60	0.500	0.300	0.200	9.30	0.0300	2.40	0.530		
NIST 696 Meas											
NIST 696 Cert											
BL-4a Meas										1260	
BL-4a Cert										1250	
BL-4a Meas										1260	
BL-4a Cert										1250	
BL-4a Meas										1260	
BL-4a Cert										1250	
JSD-3 Meas											
JSD-3 Cert											
CTA-AC-1 Meas	1.12	2.3	2.8					25.2	4.1		
CTA-AC-1 Cert	1.08	1.13	2.65					21.8	4.4		
276259 Orig	0.53	4.7	1.1	2	0.3	89	2.1	2.3	0.6		
276259 Dup	0.57	5.1	1.2	3	0.4	89	4.4	2.5	0.7		
276274 Orig	0.45	6.1	1.3	4	3.7	47	2.1	4.6	1.6	1.7	1.070
276274 Split	0.43	5.6	1.1	4	3.5	66	1.6	4.1	1.6	1.5	1.034
276276 Orig	0.50	5.7	1.3	5	4.2	120	1.0	4.1	2.0		
276276 Dup	0.52	5.8	1.4	5	5.6	200	1.9	4.3	2.3		
276293 Orig	1.91	23.5	3.9	1	< 0.1	37	1.4	24.7	9.5		
276293 Dup	2.01	24.1	4.2	1	< 0.1	40	2.4	25.9	9.9		
276294 Orig	1.34	17.4	3.0	< 1	< 0.1	45	1.0	17.4	4.5	4.7	1.048

Quality Control

Analyte Symbol	Lu	Hf	Ta	W	Tl	Pb	Bi	Th	U	U	Mass
Unit Symbol	ppm	ppm	ppm	ppm	ppm	ppm	ppm	ppm	ppm	ppm	g
Detection Limit	0.04	0.2	0.1	1	0.1	5	0.4	0.1	0.1	0.1	
Analysis Method	FUS-MS	FUS-MS	FUS-MS	FUS-MS	FUS-MS	FUS-MS	FUS-MS	FUS-MS	FUS-MS	DNC	DNC
276294 Split	1.36	15.6	2.7	1	< 0.1	96	3.7	16.4	4.7	4.6	0.985
172508 Orig	1.50	16.9	2.9	2	1.2	67	0.6	16.1	25.5	25.7	1.047
172508 Split	1.44	15.1	2.4	2	1.3	55	0.5	14.0	24.2	25.3	0.993
172510 Orig	1.46	17.4	2.9	< 1	3.1	82	0.5	17.9	14.7		
172510 Dup	1.34	16.2	2.7	< 1	2.7	70	< 0.4	16.3	13.5		
172527 Orig	1.39	15.6	2.9	2	0.5	776	27.7	16.1	17.3		
172527 Dup	1.40	15.8	2.8	2	0.4	648	21.6	16.0	16.9		
172536 Orig	1.04	10.7	3.3	< 1	0.2	13	0.5	33.8	12.5	12.8	1.046
172536 Split	0.91	9.9	2.8	2	0.2	9	< 0.4	30.7	11.8	13.3	0.990
172544 Orig	1.37	14.7	2.8	1	2.0	28	< 0.4	17.0	7.7		
172544 Dup	1.42	15.6	2.9	1	2.2	29	< 0.4	17.6	8.0		
172559 Orig	2.22	25.3	4.8	1	3.7	46	0.6	27.7	29.1		
172559 Dup	2.01	23.4	4.4	1	3.3	37	0.6	24.9	26.6		
172567 Orig	1.38	17.0	3.1	< 1	2.1	86	0.5	19.6	7.0	7.0	1.002
172567 Split	1.45	17.4	2.9	< 1	3.2	85	< 0.4	17.8	6.6	7.1	1.023
172577 Orig	1.75	21.1	3.8	1	2.5	44	0.5	19.8	32.1		
172577 Dup	1.74	21.6	3.8	1	2.2	31	< 0.4	19.7	32.4		
172594 Orig	1.10	14.4	2.6	< 1	2.6	49	< 0.4	20.3	12.9		
172594 Dup	1.28	16.3	3.0	< 1	3.6	68	0.5	23.4	14.9		
172597 Orig	1.39	15.4	2.5	< 1	2.6	74	< 0.4	17.2	4.7	5.9	1.017
172597 Split	1.47	16.8	2.9	< 1	2.7	65	< 0.4	17.8	5.4	5.4	0.940
172609 Orig	1.60	17.3	3.0	1	2.9	51	0.6	14.5	24.8		
172609 Dup	1.43	15.7	2.7	< 1	2.3	32	< 0.4	13.3	22.7		
172626 Orig	1.26	14.0	2.5	1	1.8	203	0.9	14.0	5.7		
172626 Dup	1.32	14.3	2.5	1	1.5	135	0.5	14.0	5.7		
172627 Orig	1.23	14.6	2.5	1	2.7	29	1.0	13.8	9.0	9.9	1.037
172627 Split	1.23	14.4	2.4	1	2.9	37	1.8	14.9	9.6	9.1	1.062
172690 Orig	1.34	15.8	2.6	< 1	1.1	326	< 0.4	14.7	11.5		
172690 Dup	1.34	15.9	2.6	< 1	1.0	343	0.4	15.2	11.5		
172682 Orig	1.40	16.4	2.9	< 1	2.3	100	0.6	16.7	11.9	11.5	1.038
172682 Split	1.35	15.6	2.6	< 1	2.9	106	0.9	15.8	11.9	12.1	1.073
172683 Orig	1.50	17.4	3.1	< 1	2.5	79	0.9	17.1	11.9		
172683 Dup	1.25	16.0	2.4	< 1	2.6	25	< 0.4	15.0	6.6		
172680 Orig	0.86	9.4	1.8	4	0.8	61	2.0	6.7	5.8		
172680 Dup	0.84	9.3	1.8	4	0.8	48	1.3	6.8	5.8		
172703 Orig	1.49	15.4	2.6	< 1	2.0	35	0.5	14.6	24.7	26.0	1.068
172703 Split	1.52	15.6	2.7	< 1	2.3	47	< 0.4	15.5	26.6	26.1	0.987
172703 Split	1.52	15.8	2.7	< 1	2.3	47	< 0.4	15.5	26.6		
172724 Orig	2.52	23.2	3.9	3	3.2	510	0.5	23.2	359		
172724 Dup	2.45	23.3	3.9	3	3.1	397	0.5	23.2	362		
276417 Orig	1.56	13.6	2.3	1	2.3	53	0.8	11.5	3.5		
276417 Dup	1.62	14.2	2.4	1	2.8	68	1.2	12.0	3.7		
276500 Orig	1.50	13.8	5.2	3	1.5	16	0.6	16.3	4.7	5.3	0.979
276500 Split	1.49	13.8	5.3	3	1.7	19	1.0	16.7	4.8	5.5	0.965
Method Blank Method Blank	< 0.04	< 0.2	< 0.1	< 1	< 0.1	< 5	< 0.4	< 0.1	< 0.1		
Method Blank Method Blank										< 0.1	1.000
Method Blank Method Blank										< 0.1	1.000

Chart25

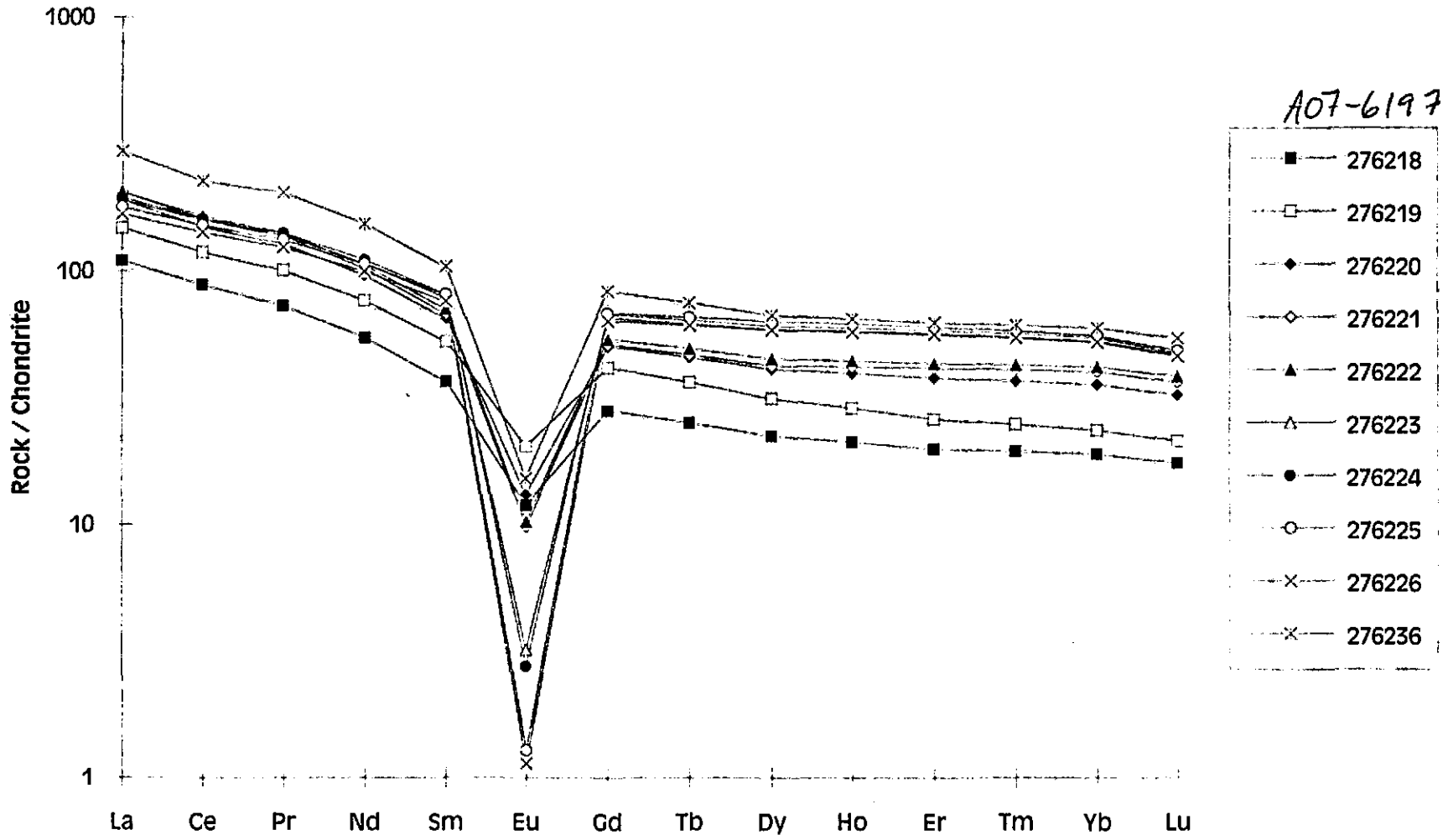
1000
100
10
1
Rock / Chondrite
La
Ce
Pr
Nd
Sm
Eu
Gd
Tb
Dy
Ho
Er
Tm
Yb
Lu
A07-6197
276218
276219
276220
276221
276222
276223
276224
276225
276226
276236

Chart26

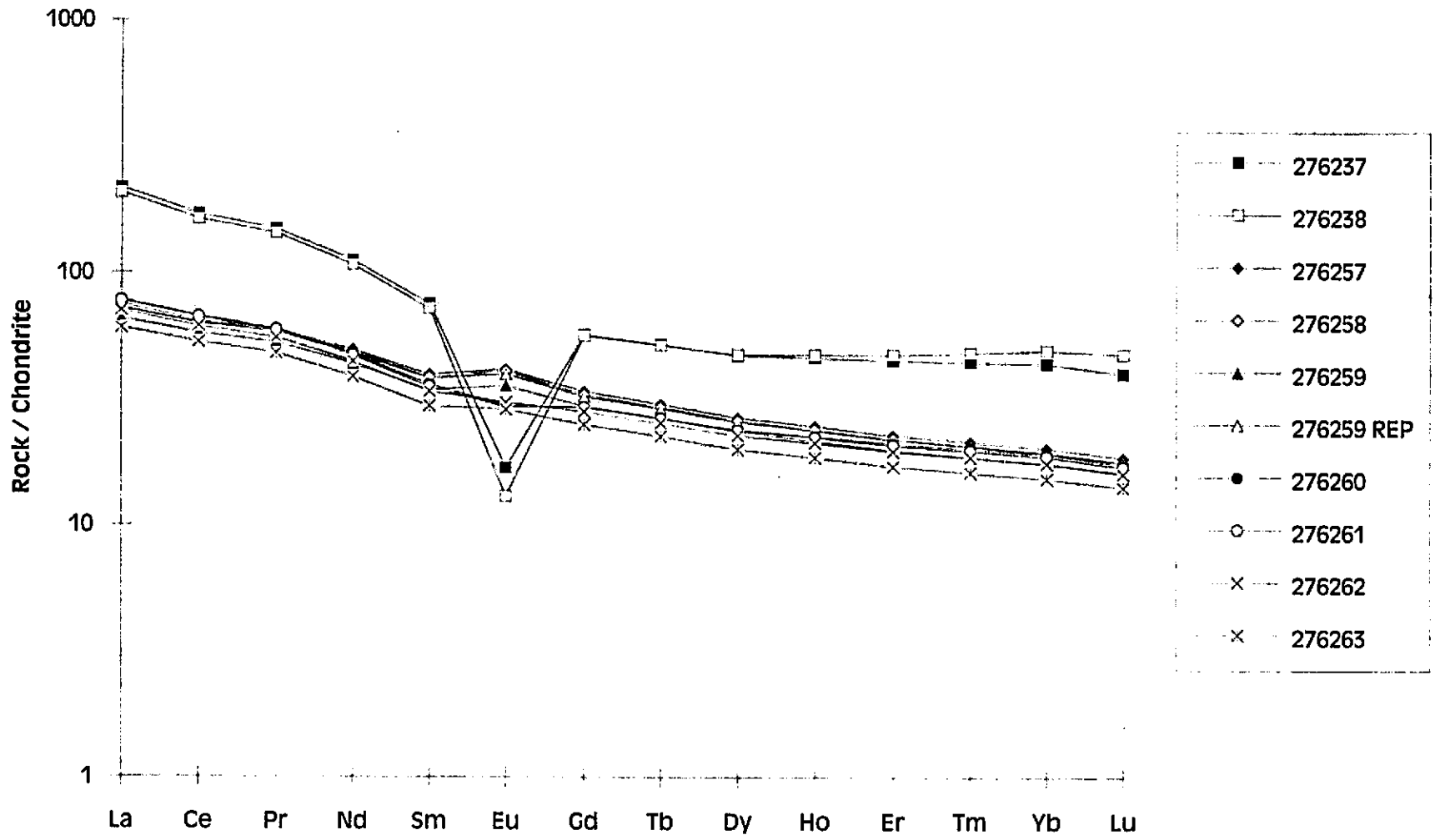
1000
100
10
1
Rock / Chondrite
La
Ce
Pr
Nd
Sm
Eu
Gd
Tb
Dy
Ho
Er
Tm
Yb
Lu
276237
276238
276257
276258
276259
276259 REP
276260
276261
276262
276263

Chart27

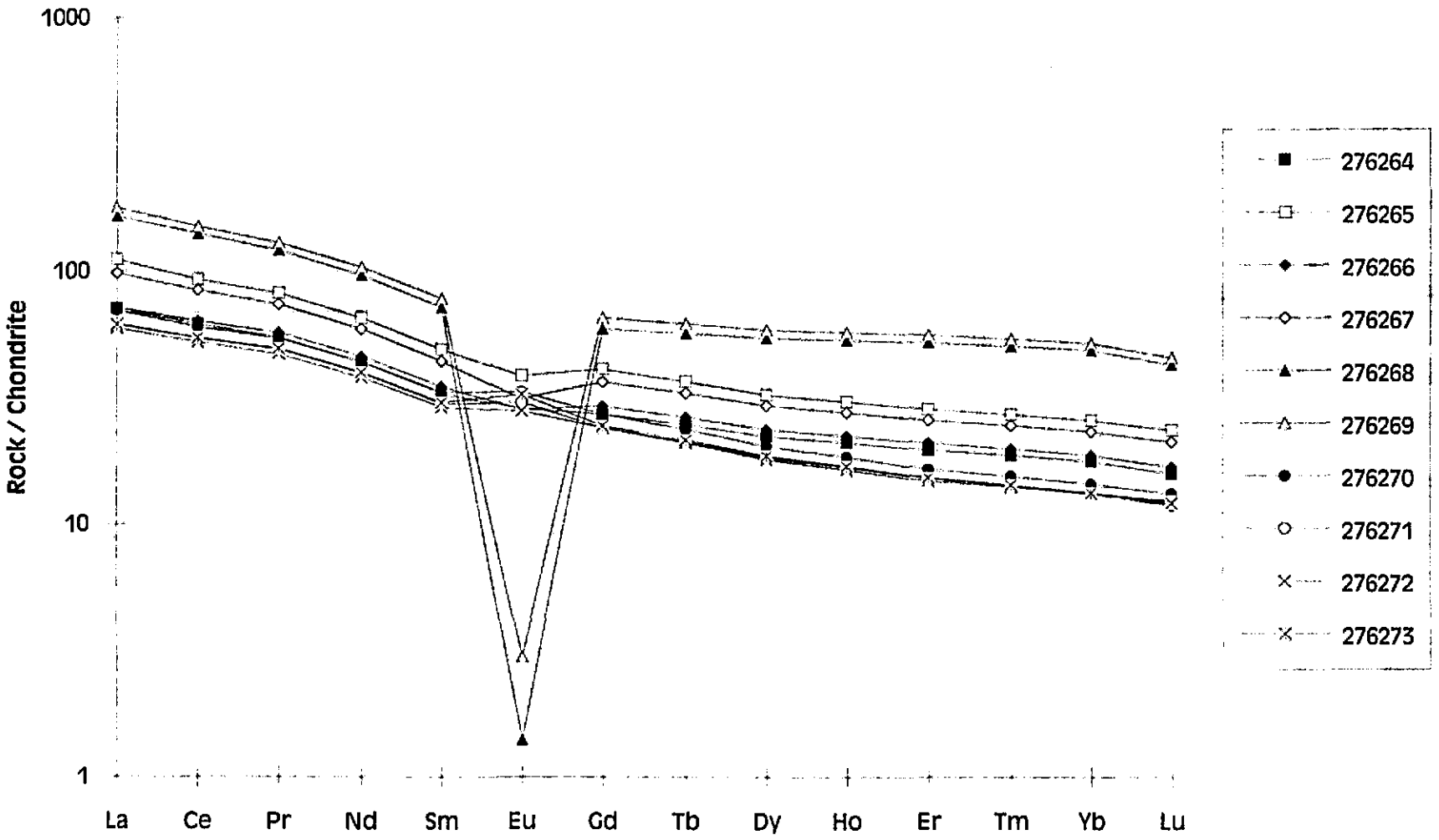
1000
100
10
1
Rock / Chondrite
La
Ce
Pr
Nd
Sm
Eu
Gd
Tb
Dy
Ho
Er
Tm
Yb
Lu
276264
276265
276266
276267
276268
276269
276270
276271
276272
276273

Chart28

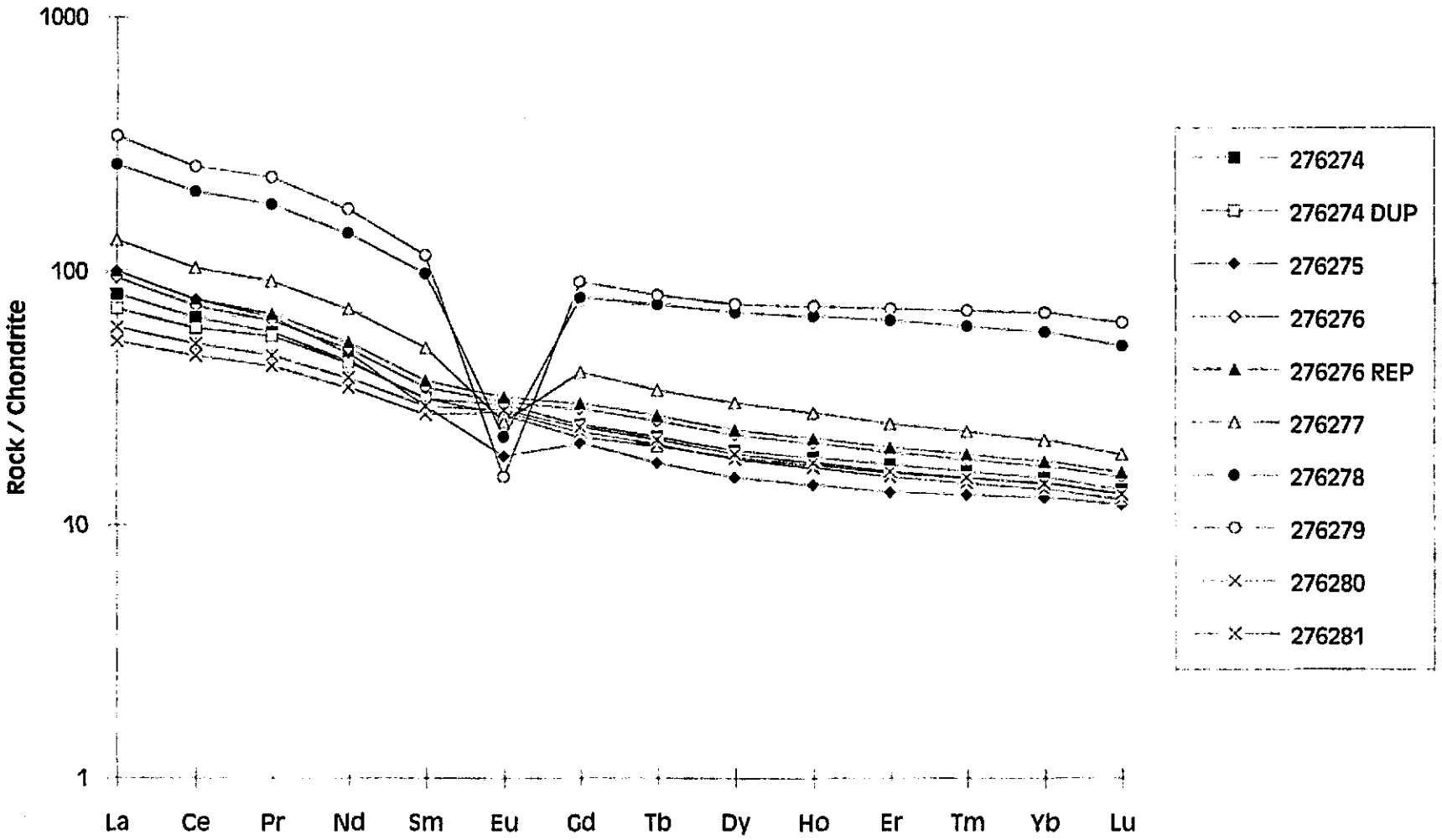
1000
100
10
1
Rock / Chondrite
La
Ce
Pr
Nd
Sm
Eu
Gd
Tb
Dy
Ho
Er
Tm
Yb
Lu
276274
276274 DUP
276275
276276
276276 REP
276277
276278
276279
276280
276281

Chart29

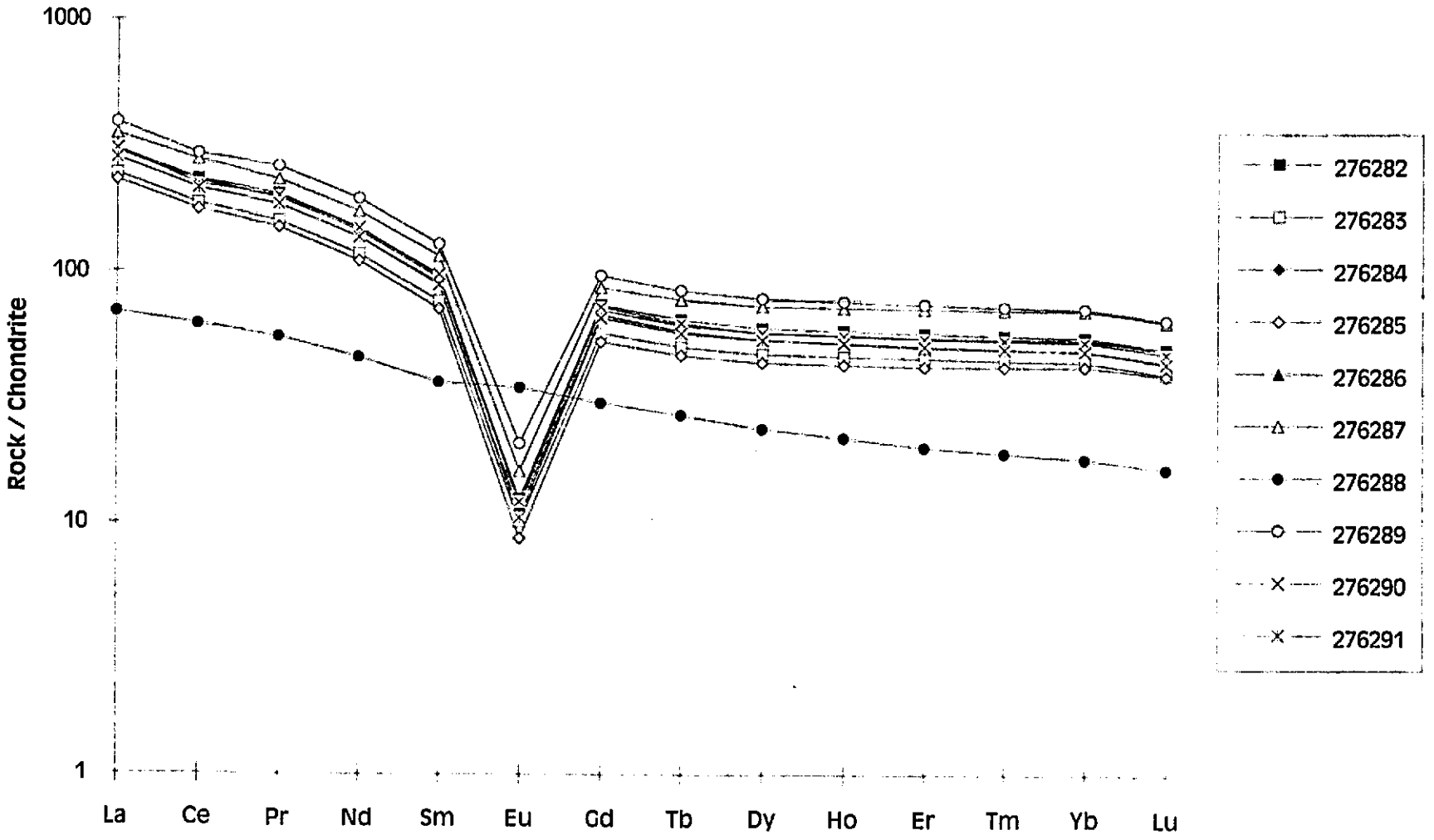
1000
100
10
1
Rock / Chondrite
La
Ce
Pr
Nd
Sm
Eu
Gd
Tb
Dy
Ho
Er
Tm
Yb
Lu
276282
276283
276284
276285
276286
276287
276288
276289
276290
276291

Chart30

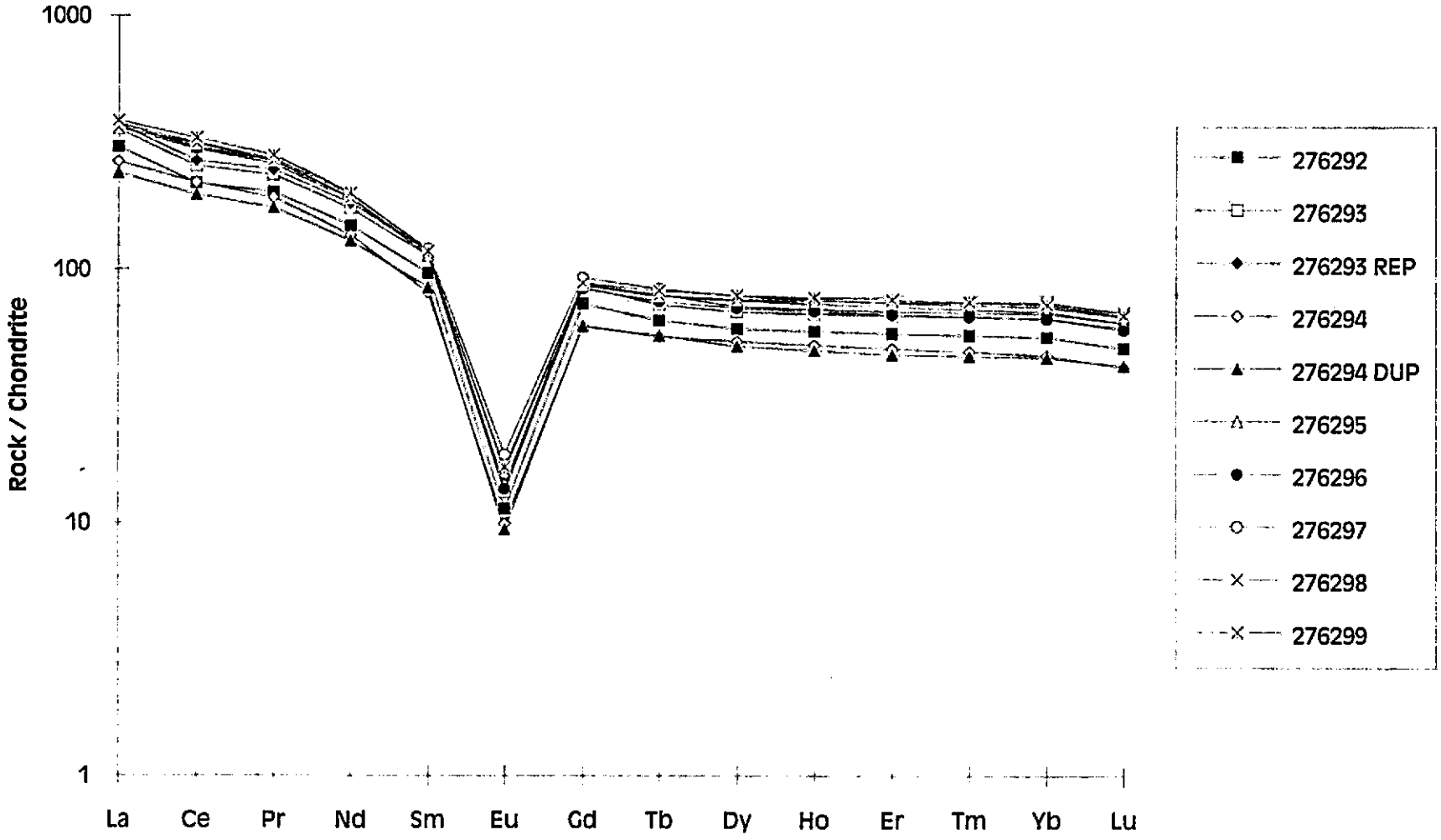
1000
100
10
1
Rock / Chondrite
La
Ce
Pr
Nd
Sm
Eu
Gd
Tb
Dy
Ho
Er
Tm
Yb
Lu
276292
276293
276293 REP
276294
276294 DUP
276295
276296
276297
276298
276299

Chart31

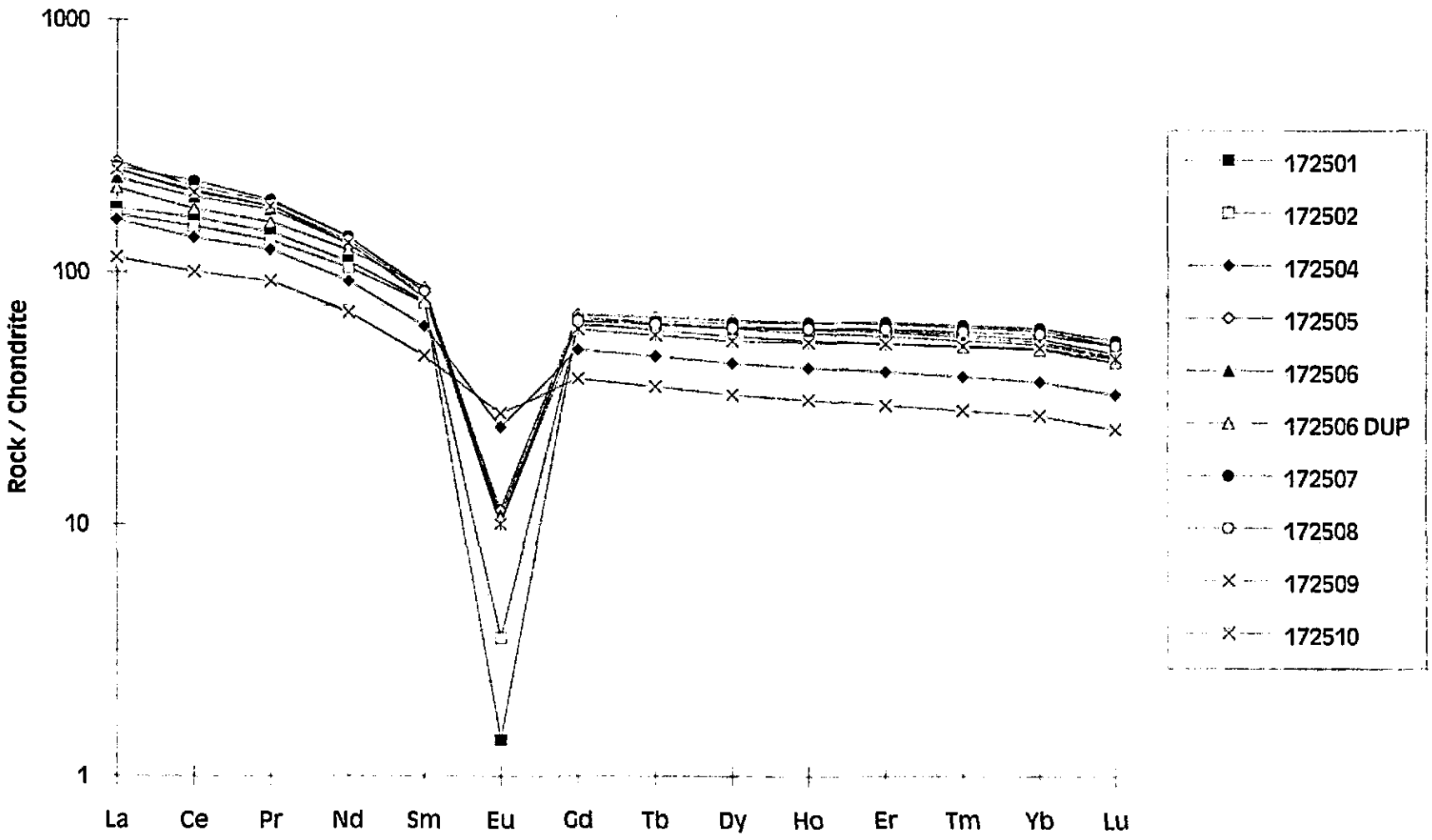
1000
100
10
1
Rock / Chondrite
La
Ce
Pr
Nd
Sm
Eu
Gd
Tb
Dy
Ho
Er
Tm
Yb
Lu
172501
172502
172504
172505
172506
172506 DUP
172507
172508
172509
172510

Chart32

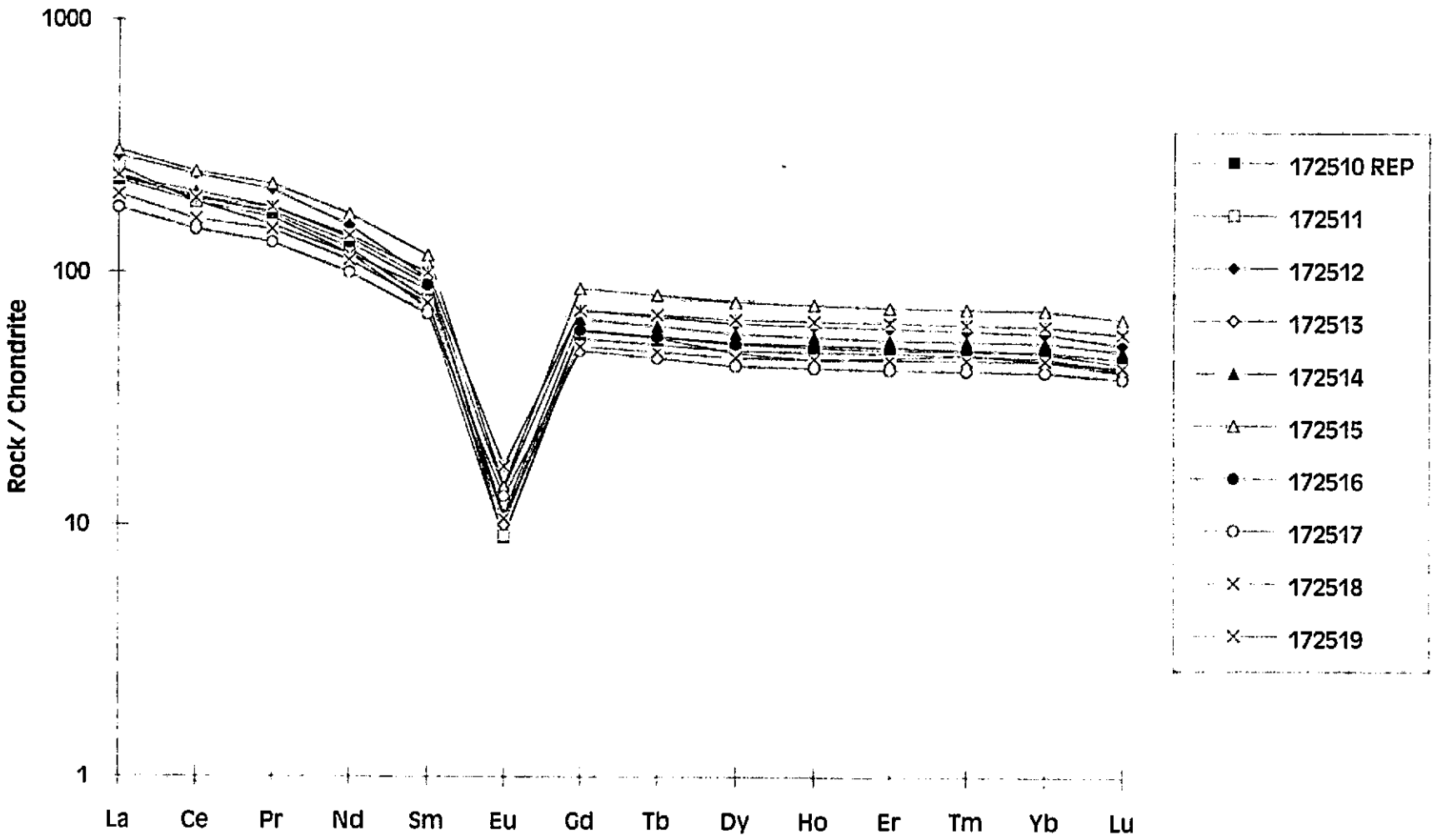
1000
100
10
1
Rock / Chondrite
La
Ce
Pr
Nd
Sm
Eu
Gd
Tb
Dy
Ho
Er
Tm
Yb
Lu
172510 REP
172511
172512
172513
172514
172515
172516
172517
172518
172519

Chart33

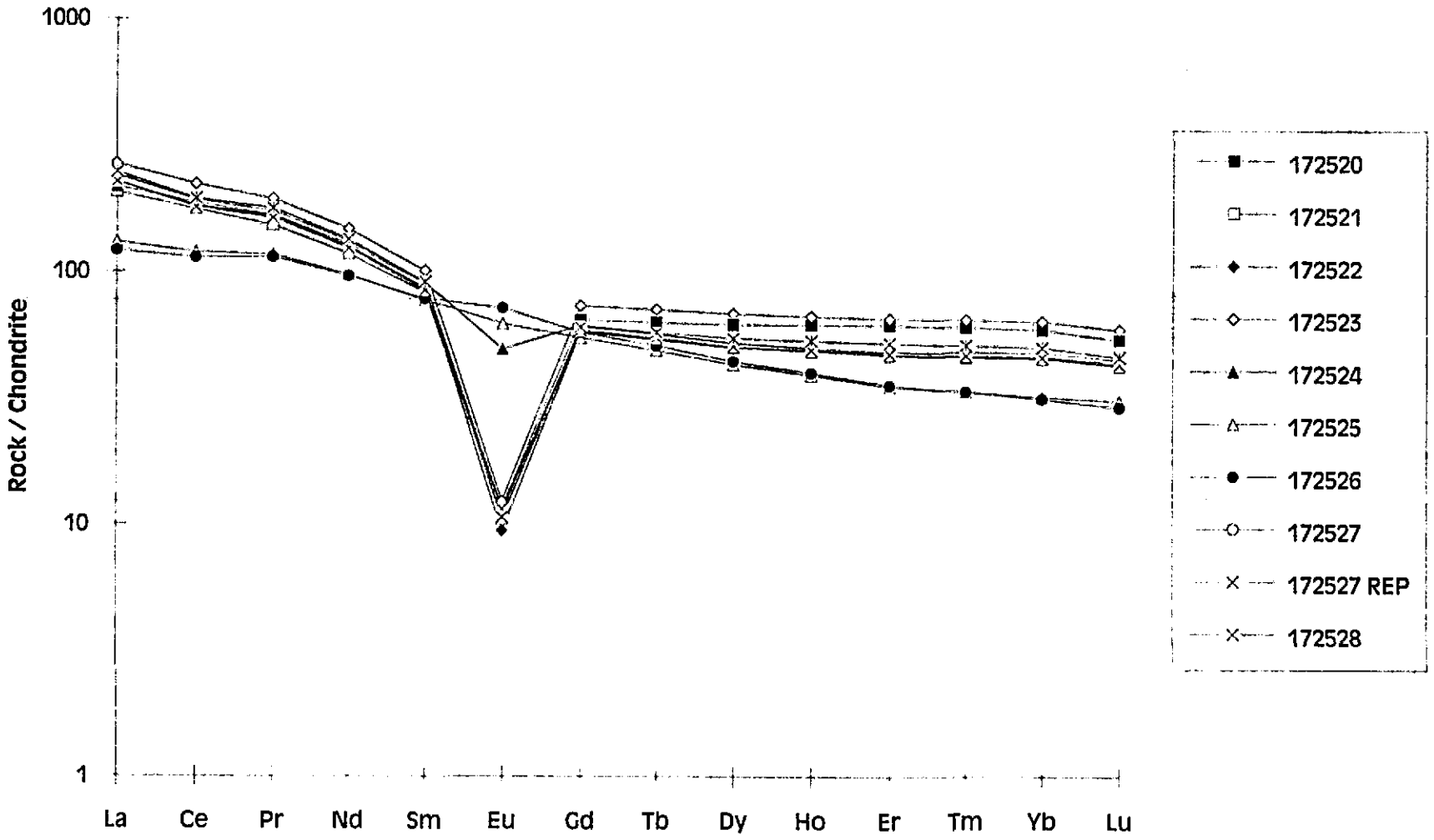
1000
100
10
1
Rock / Chondrite
La
Ce
Pr
Nd
Sm
Eu
Gd
Tb
Dy
Ho
Er
Tm
Yb
Lu
172520
172521
172522
172523
172524
172525
172526
172527
172527 REP
172528

Chart34

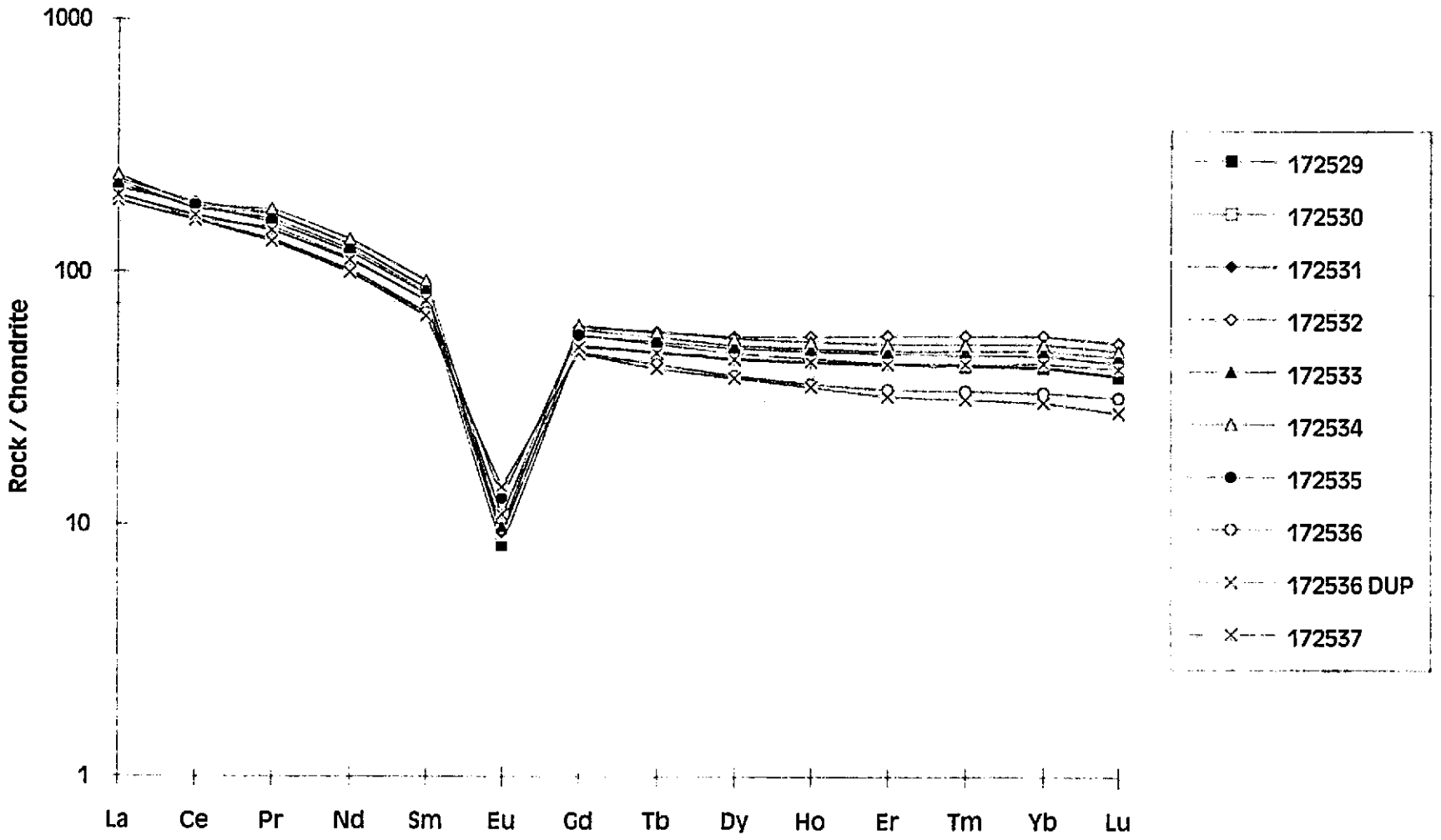
1000
100
10
1
Rock / Chondrite
La
Ce
Pr
Nd
Sm
Eu
Gd
Tb
Dy
Ho
Er
Tm
Yb
Lu
172529
172530
172531
172532
172533
172534
172535
172536
172536 DUP
172537

Chart35

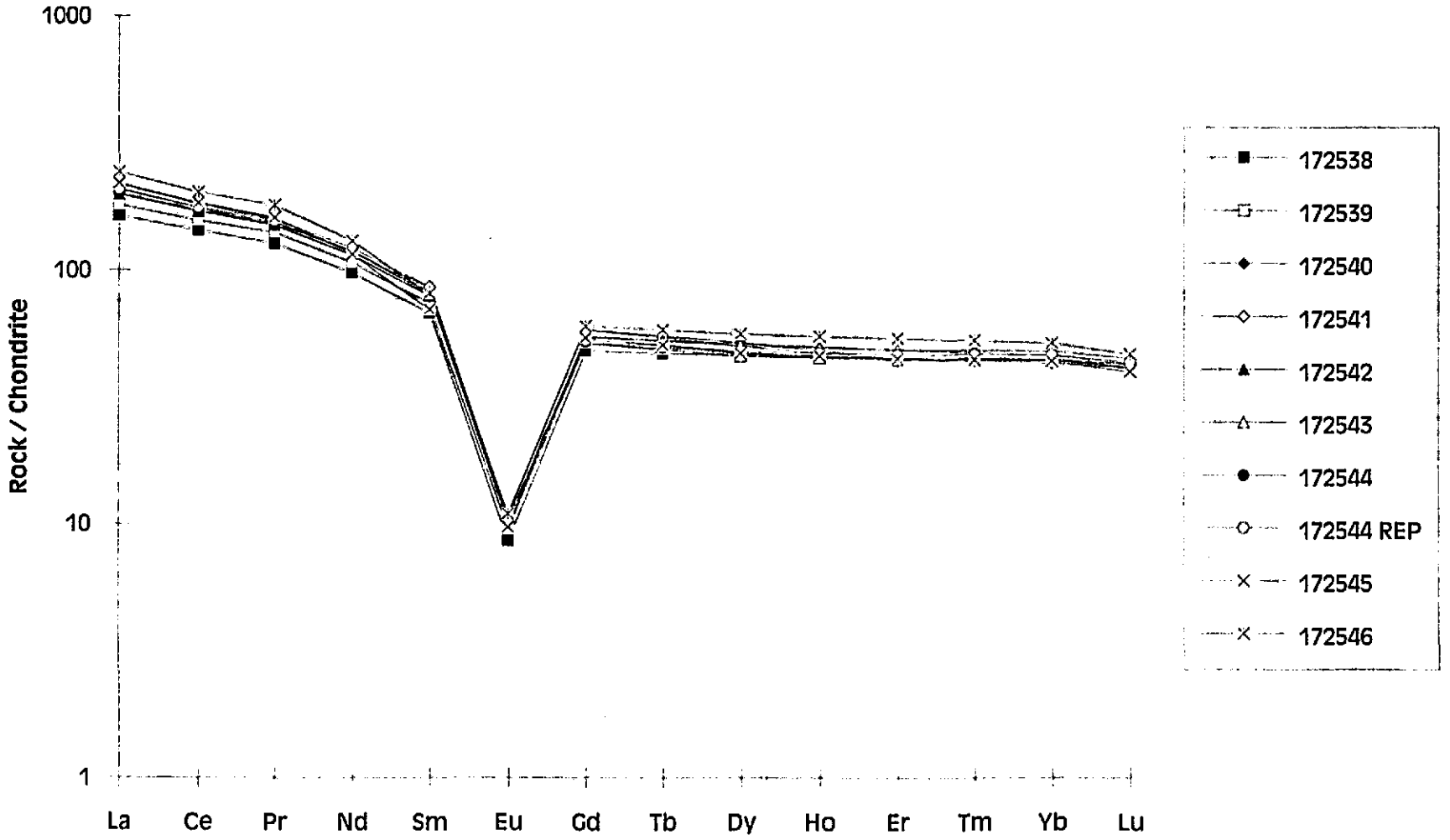
1000
100
10
1
Rock / Chondrite
La
Ce
Pr
Nd
Sm
Eu
Gd
Tb
Dy
Ho
Er
Tm
Yb
Lu
172538
172539
172540
172541
172542
172543
172544
172544 REP
172545
172546

Chart36

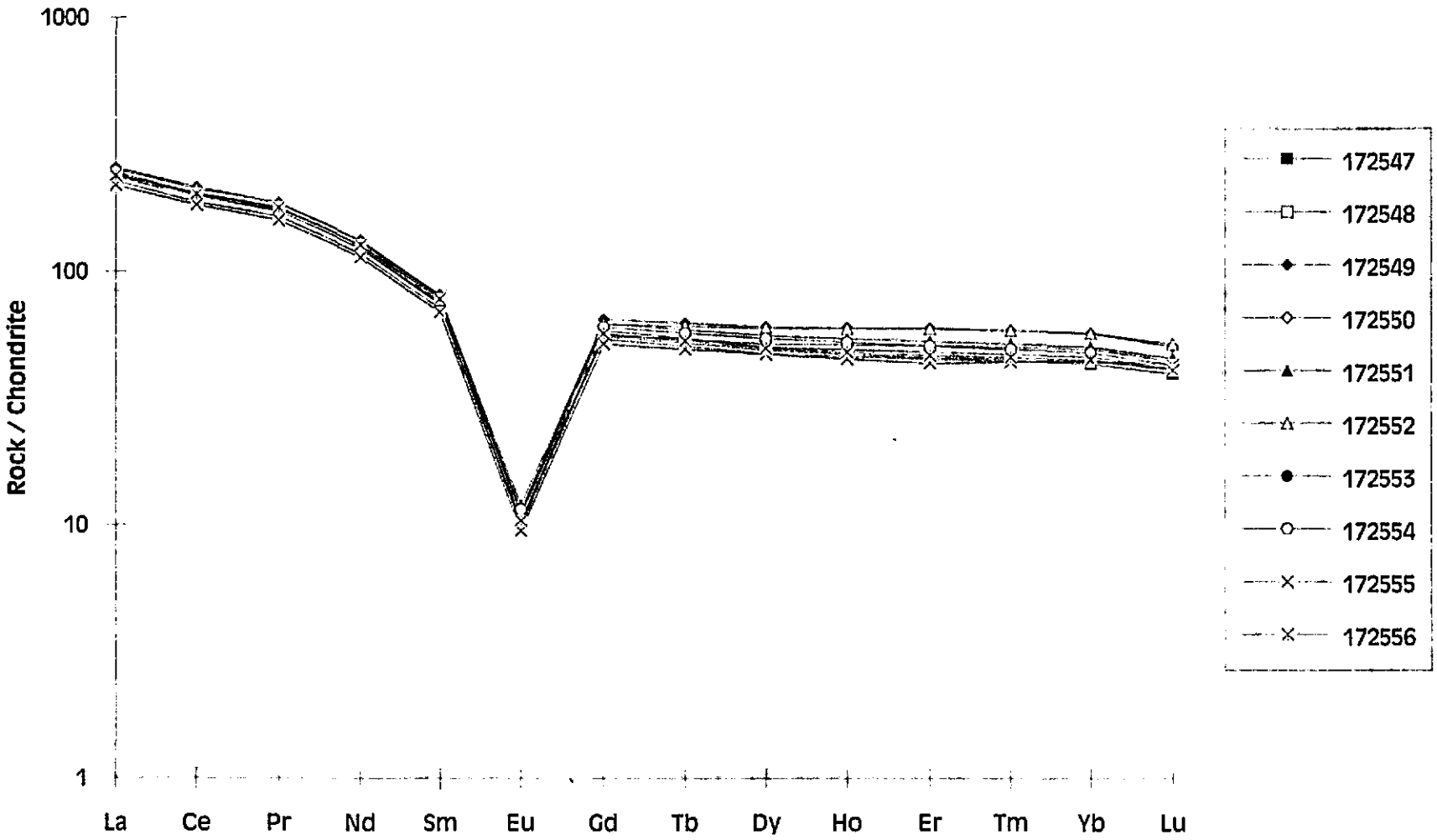
1000
100
10
1
Rock / Chondrite
La
Ce
Pr
Nd
Sm
Eu
Gd
Tb
Dy
Ho
Er
Tm
Yb
Lu
172547
172548
172549
172550
172551
172552
172553
172554
172555
172556

Chart37

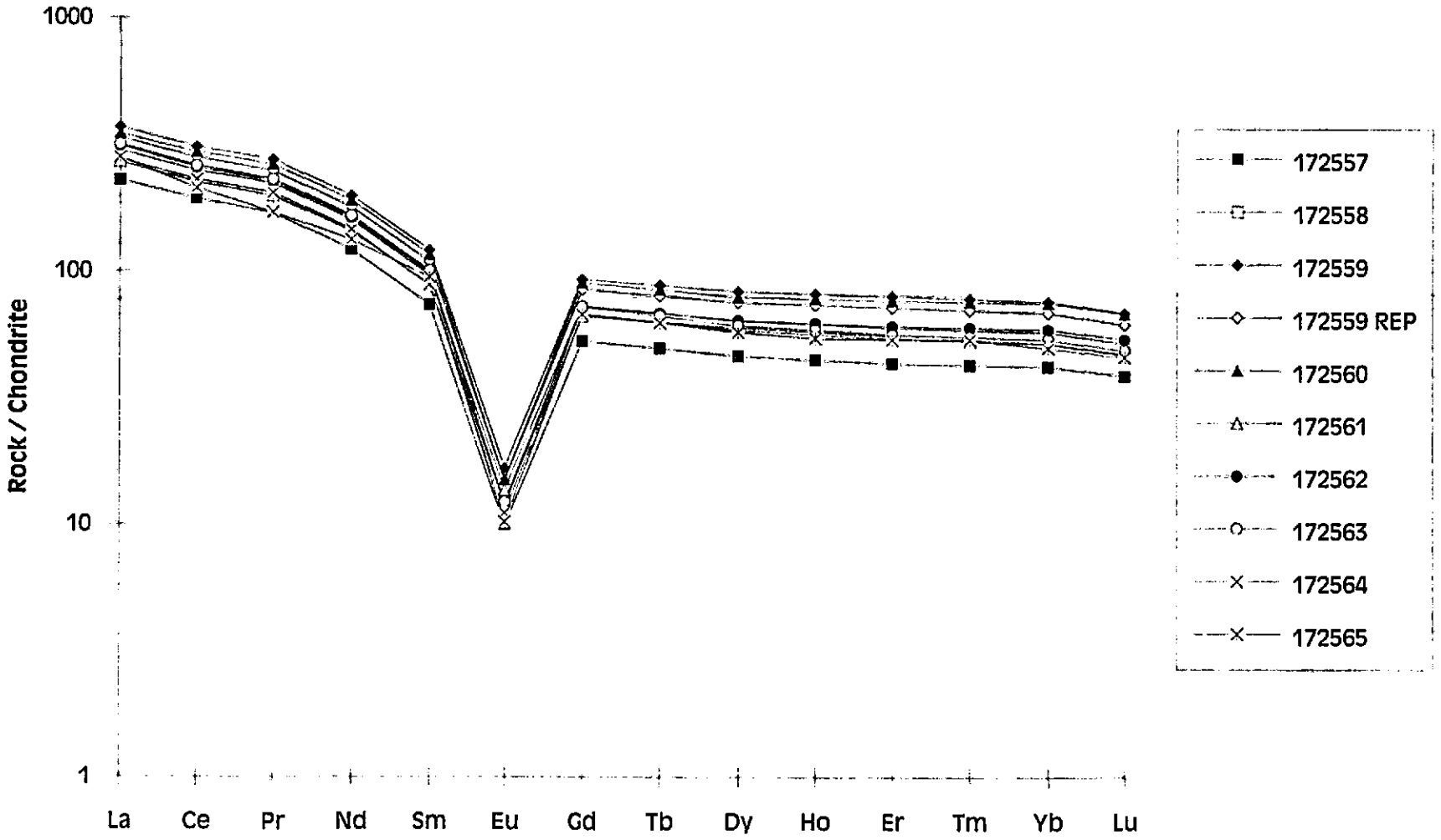
1000
100
10
1
Rock / Chondrite
La
Ce
Pr
Nd
Sm
Eu
Gd
Tb
Dy
Ho
Er
Tm
Yb
Lu
172557
172558
172559
172559 REP
172560
172561
172562
172563
172564
172565

Chart38

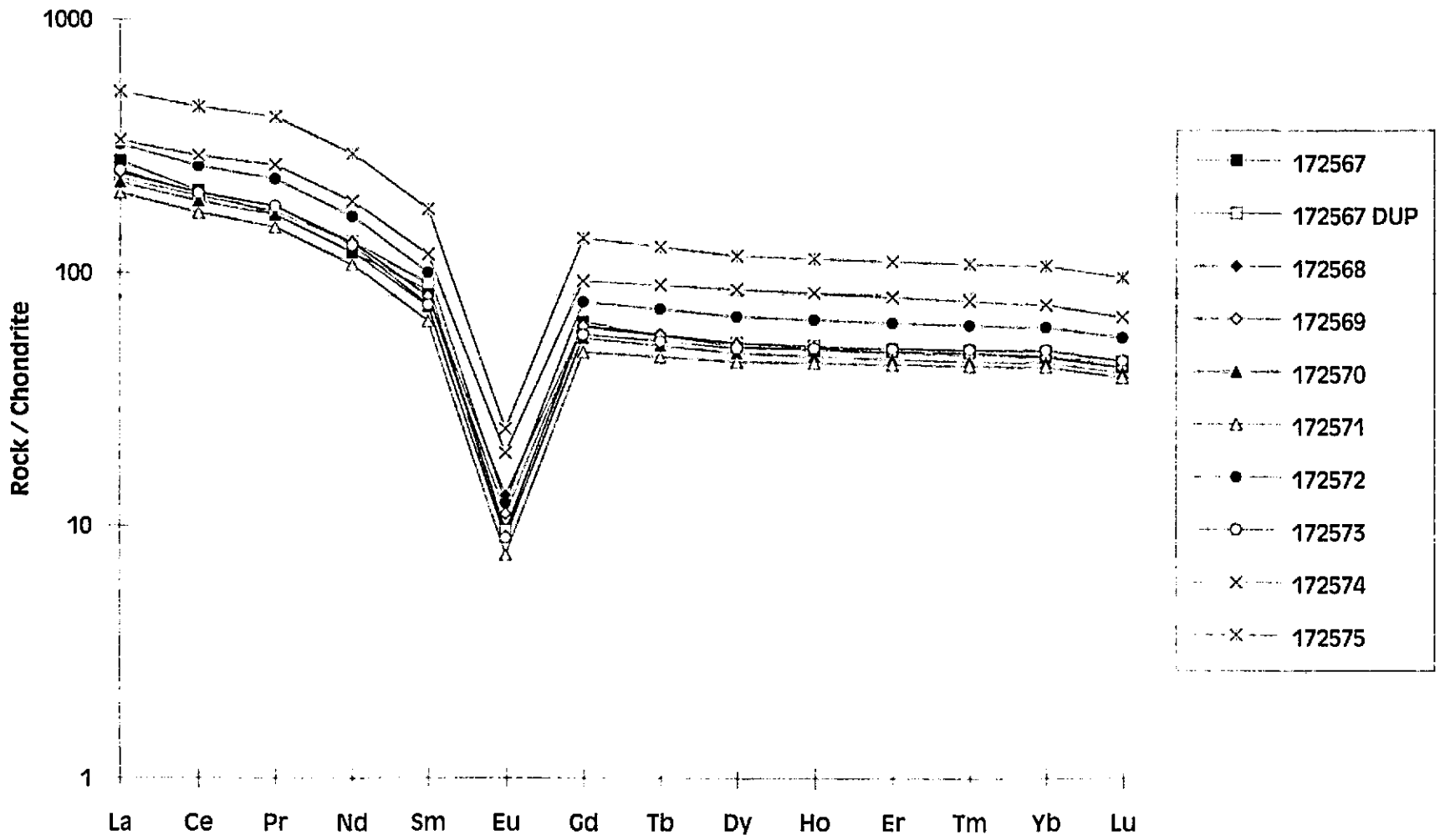
1000
100
10
1
Rock / Chondrite
La
Ce
Pr
Nd
Sm
Eu
Gd
Tb
Dy
Ho
Er
Tm
Yb
Lu
172567
172567 DUP
172568
172569
172570
172571
172572
172573
172574
172575

Chart39

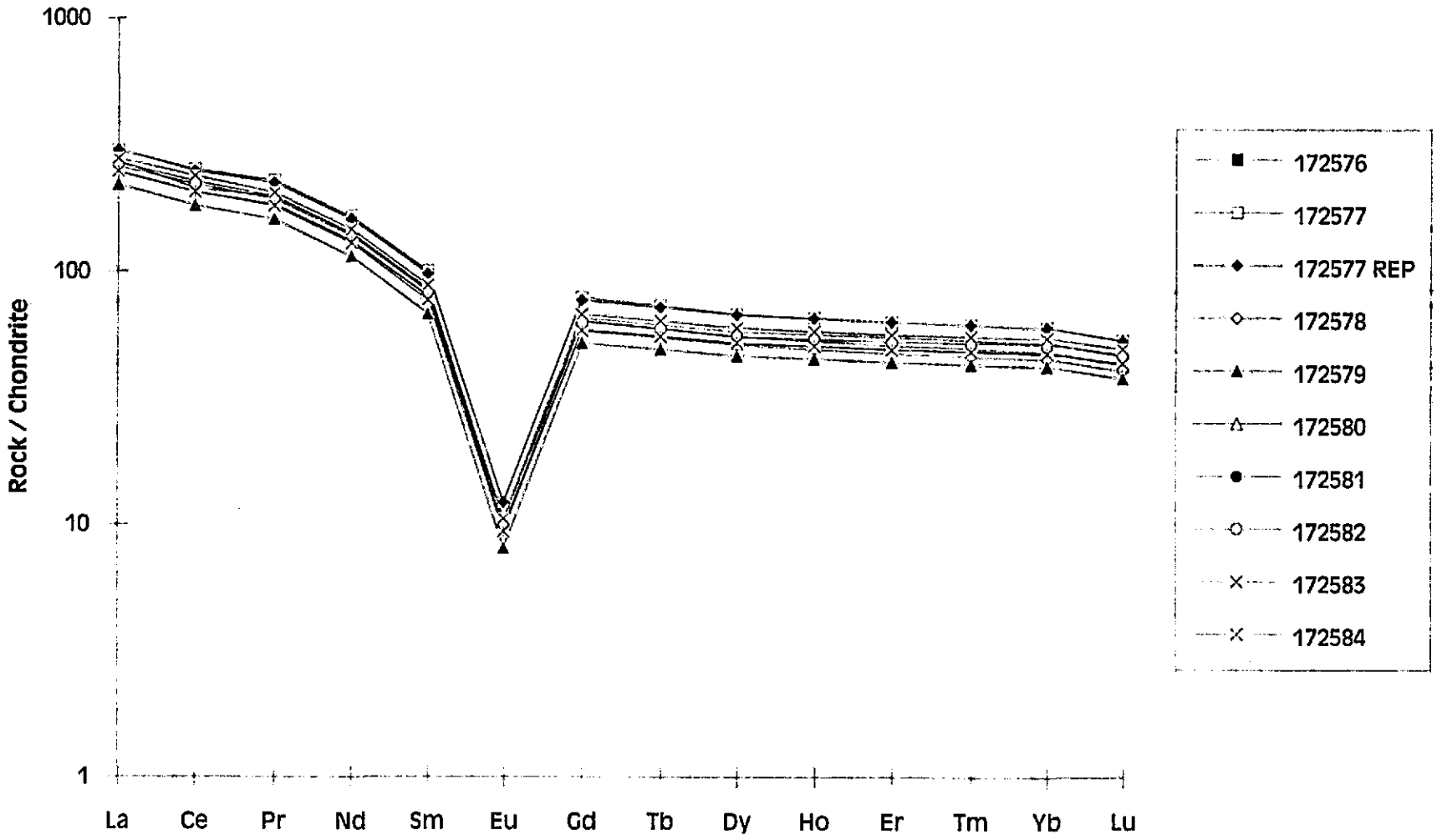
1000
100
10
1
Rock / Chondrite
La
Ce
Pr
Nd
Sm
Eu
Gd
Tb
Dy
Ho
Er
Tm
Yb
Lu
172576
172577
172577 REP
172578
172579
172580
172581
172582
172583
172584

Chart40

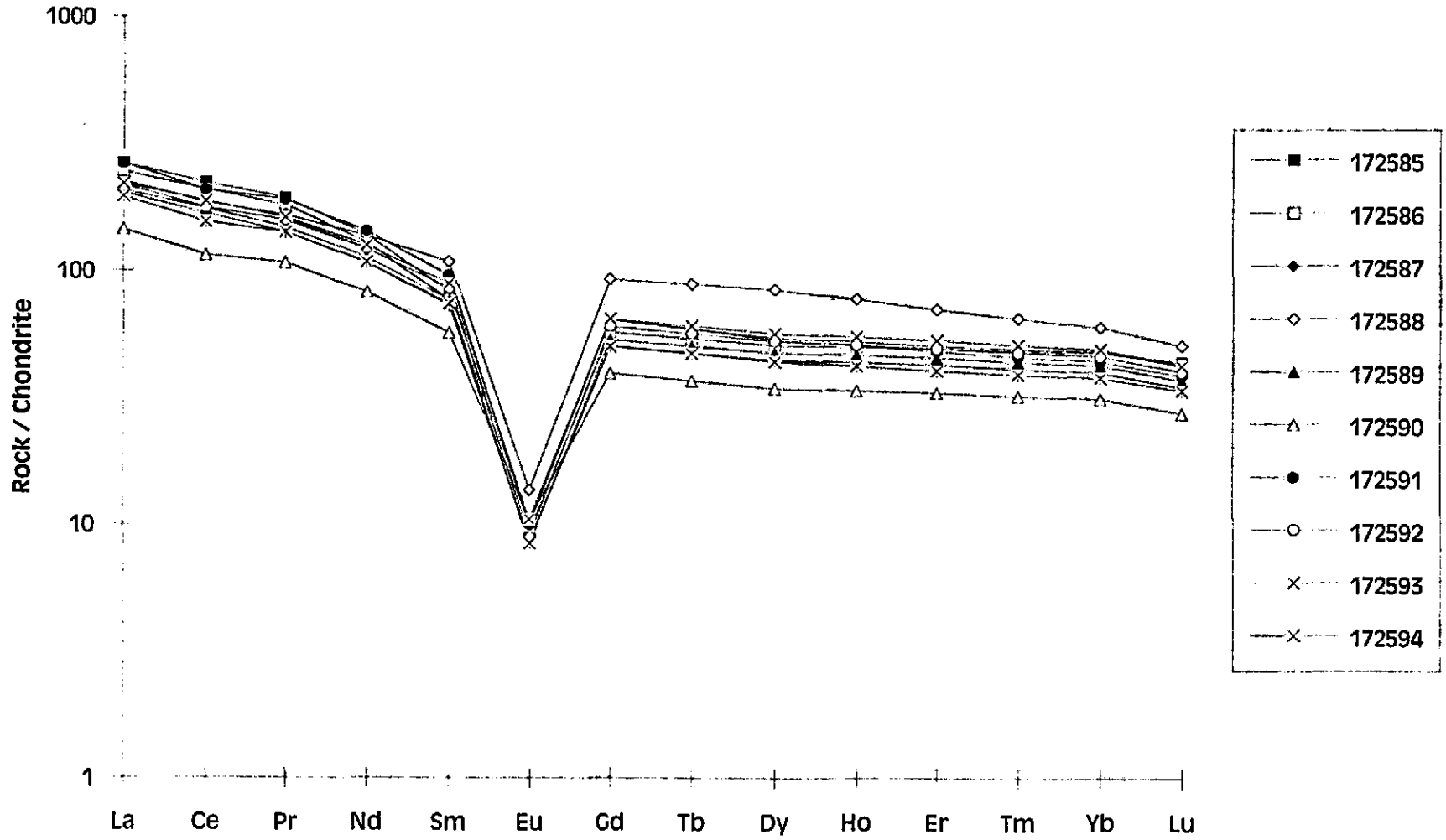
1000
100
10
1
Rock / Chondrite
La
Ce
Pr
Nd
Sm
Eu
Gd
Tb
Dy
Ho
Er
Tm
Yb
Lu
172585
172586
172587
172588
172589
172590
172591
172592
172593
172594

Chart41

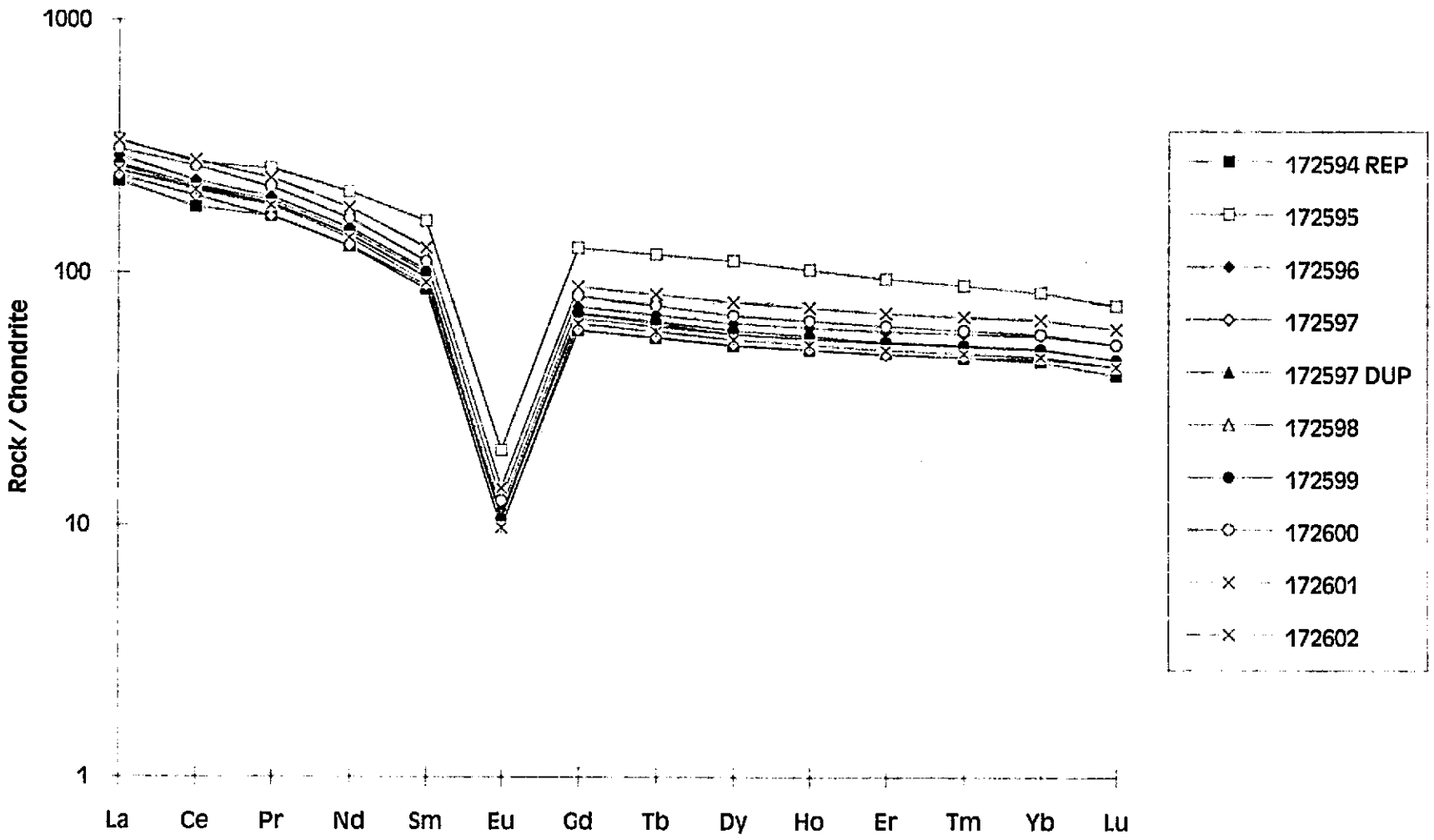
1000
100
10
1
Rock / Chondrite
La
Ce
Pr
Nd
Sm
Eu
Gd
Tb
Dy
Ho
Er
Tm
Yb
Lu
172594 REP
172595
172596
172597
172597 DUP
172598
172599
172600
172601
172602

Chart42

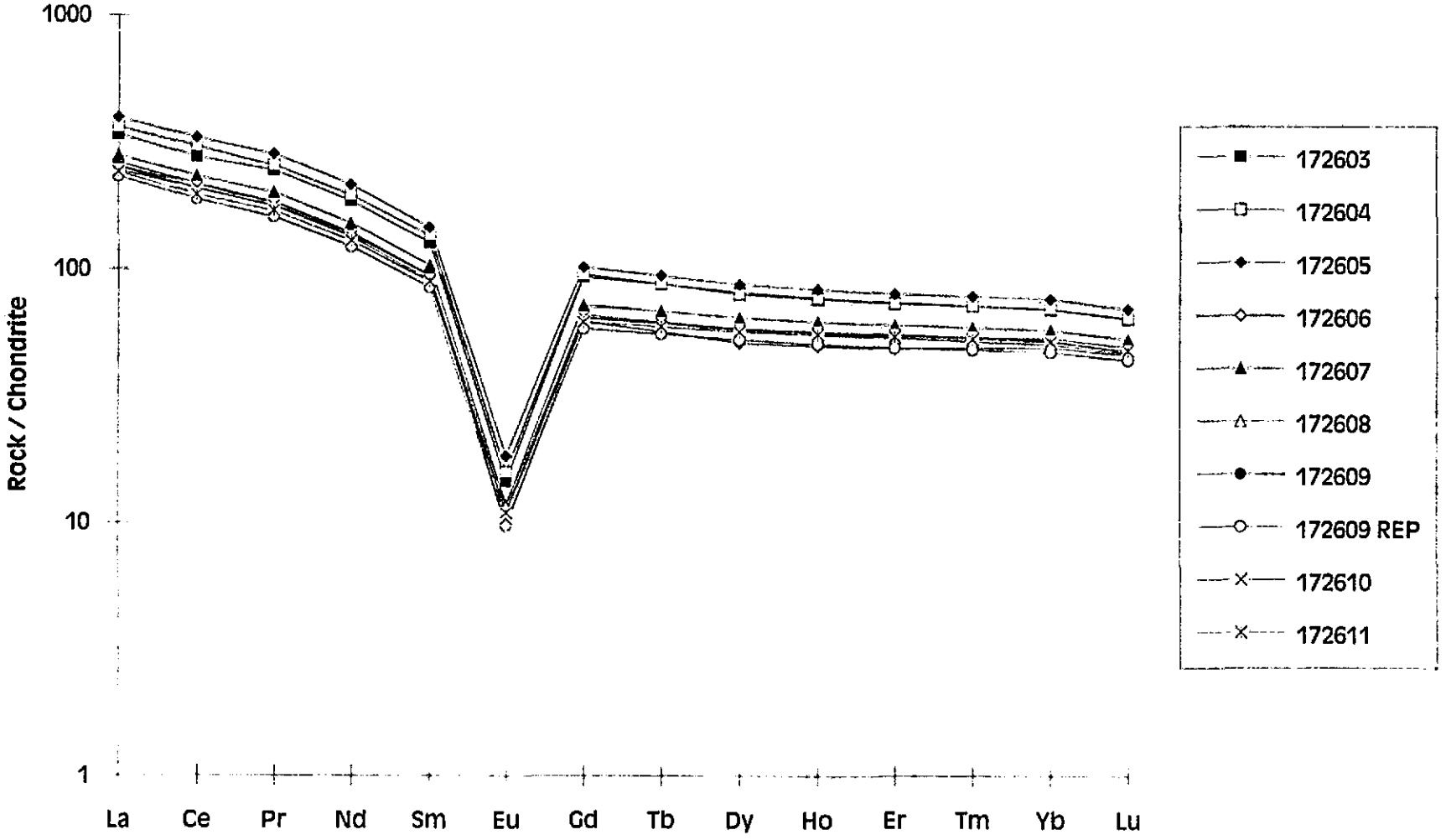
1000
100
10
1
Rock / Chondrite
La
Ce
Pr
Nd
Sm
Eu
Gd
Tb
Dy
Ho
Er
Tm
Yb
Lu
172603
172604
172605
172606
172607
172608
172609
172609 REP
172610
172611

Chart43

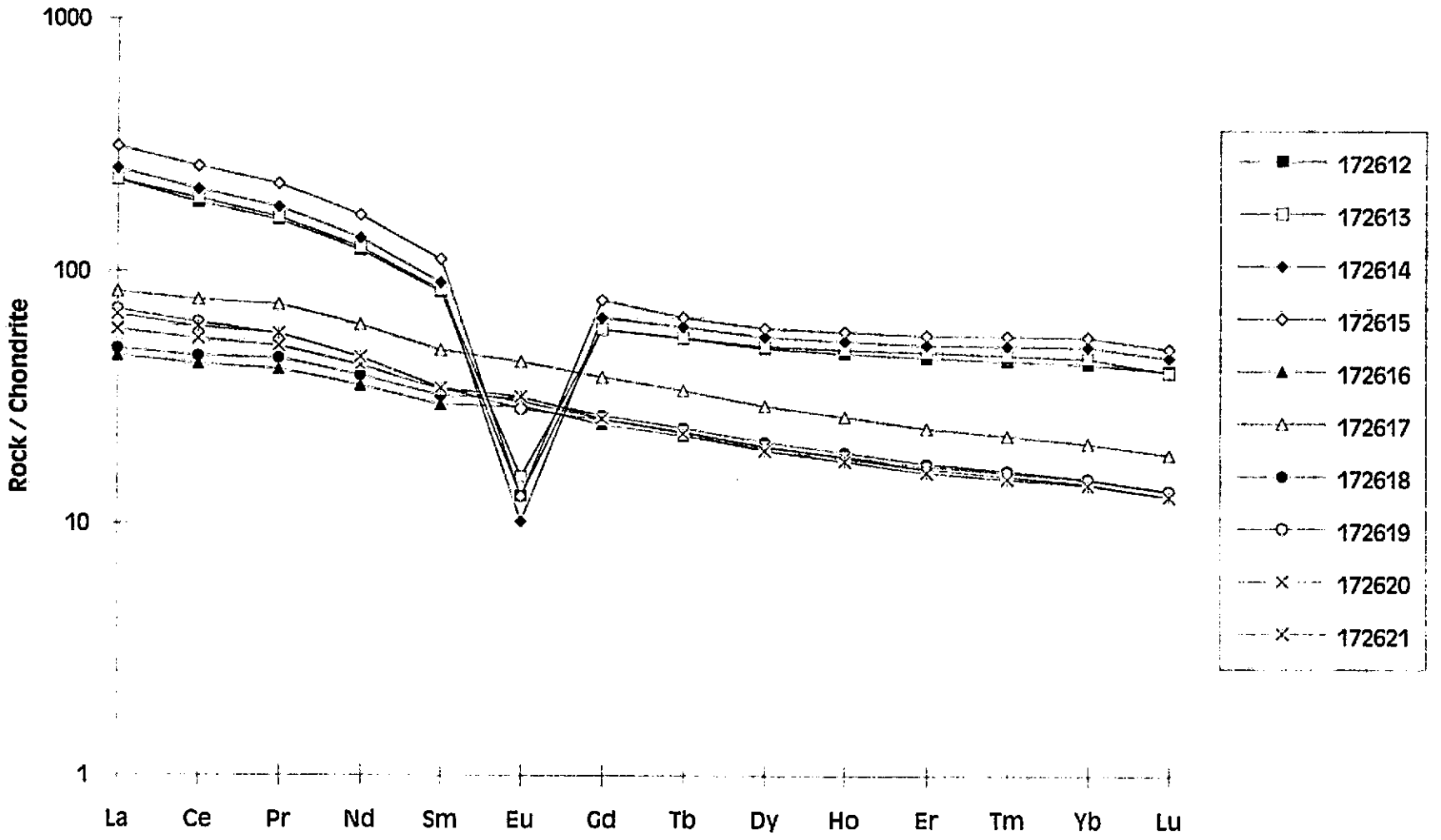
1000
100
10
1
Rock / Chondrite
La
Ce
Pr
Nd
Sm
Eu
Gd
Tb
Dy
Ho
Er
Tm
Yb
Lu
172612
172613
172614
172615
172616
172617
172618
172619
172620
172621

Chart44

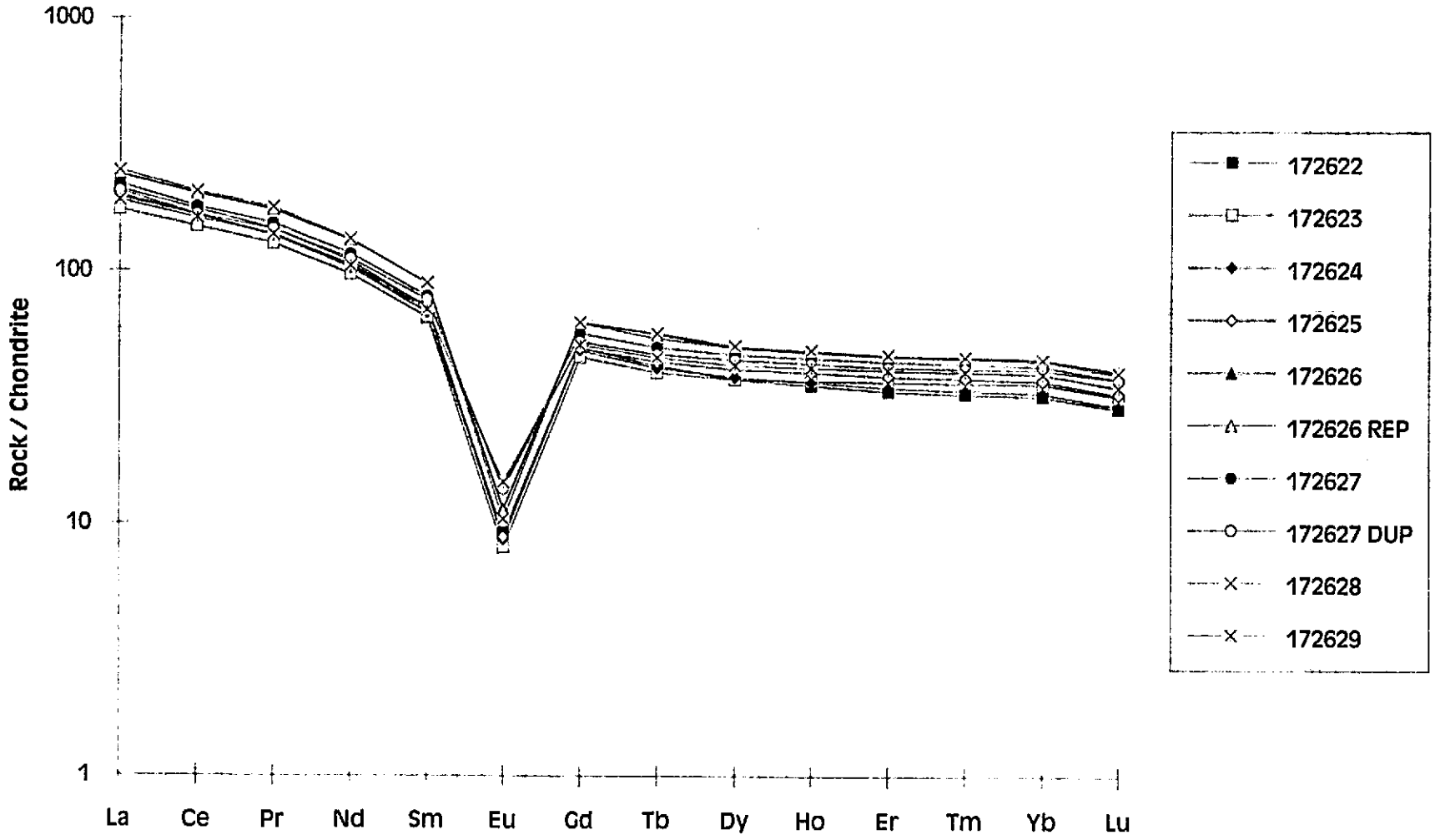
1000
100
10
1
Rock / Chondrite
La
Ce
Pr
Nd
Sm
Eu
Gd
Tb
Dy
Ho
Er
Tm
Yb
Lu
172622
172623
172624
172625
172626
172626 REP
172627
172627 DUP
172628
172629

Chart45

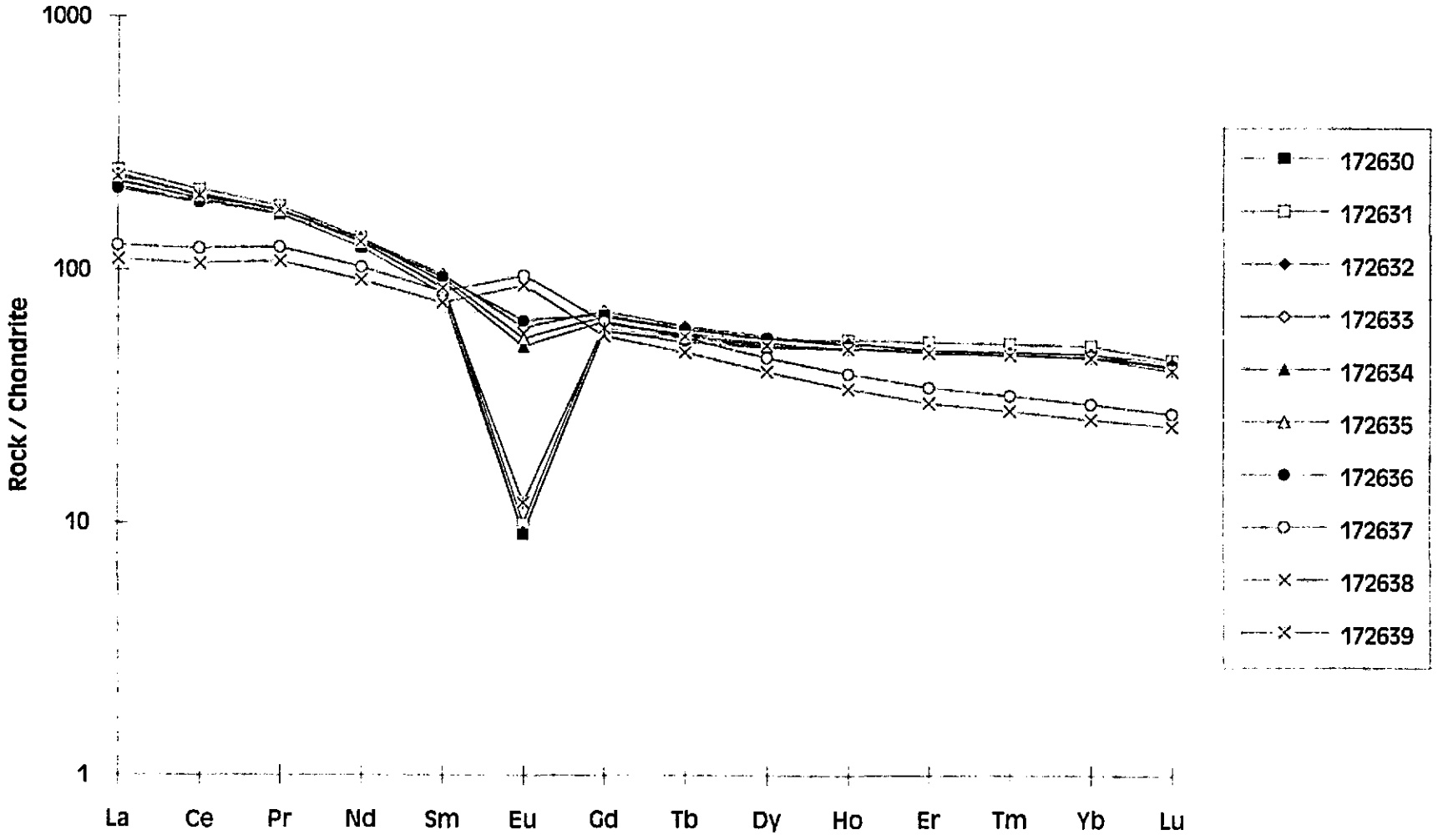
1000
100
10
1
Rock / Chondrite
La
Ce
Pr
Nd
Sm
Eu
Gd
Tb
Dy
Ho
Er
Tm
Yb
Lu
172630
172631
172632
172633
172634
172635
172636
172637
172638
172639

Chart46

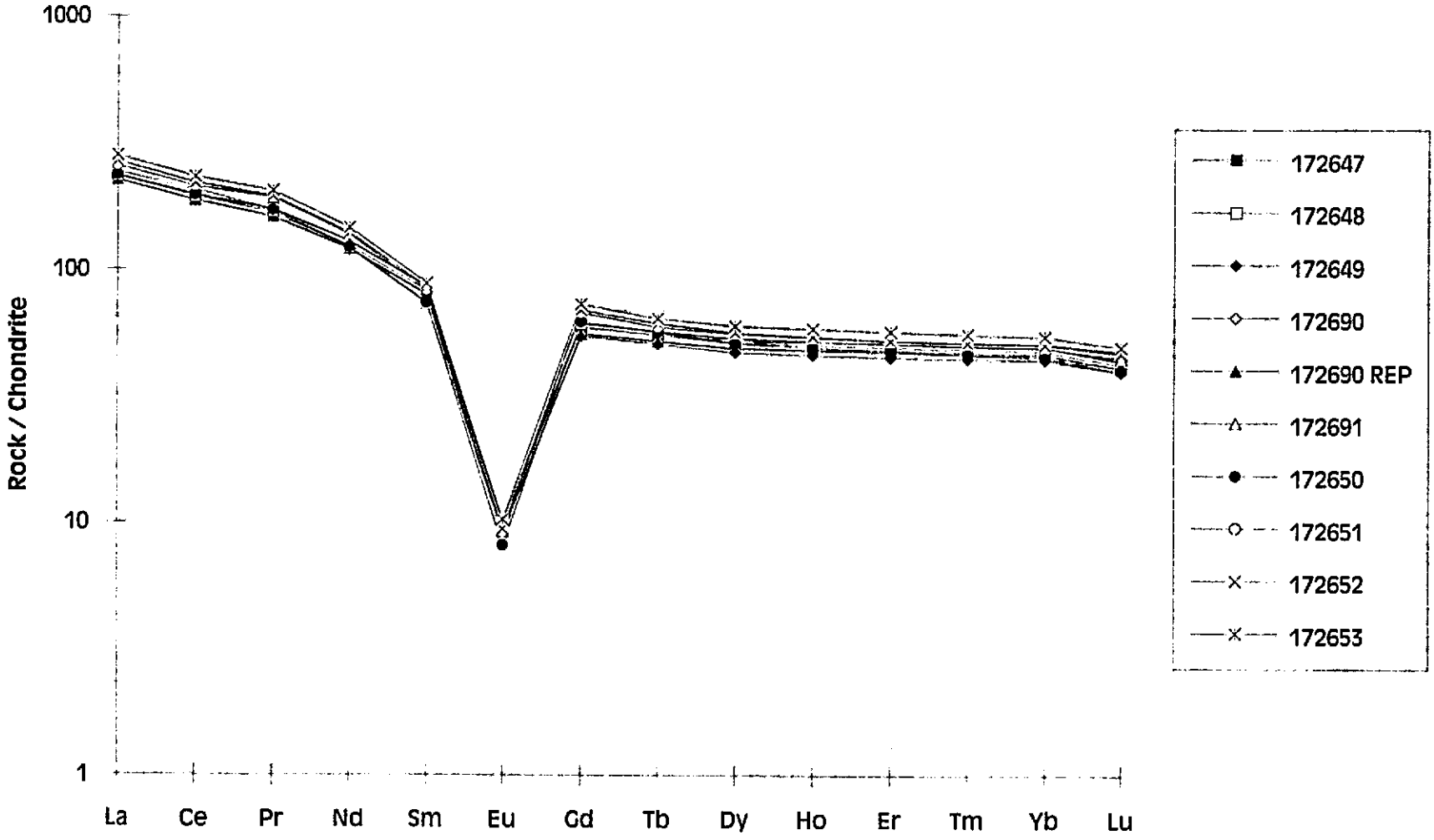
1000
100
10
1
Rock / Chondrite
La
Ce
Pr
Nd
Sm
Eu
Gd
Tb
Dy
Ho
Er
Tm
Yb
Lu
172647
172648
172649
172690
172690 REP
172691
172650
172651
172652
172653

Chart47

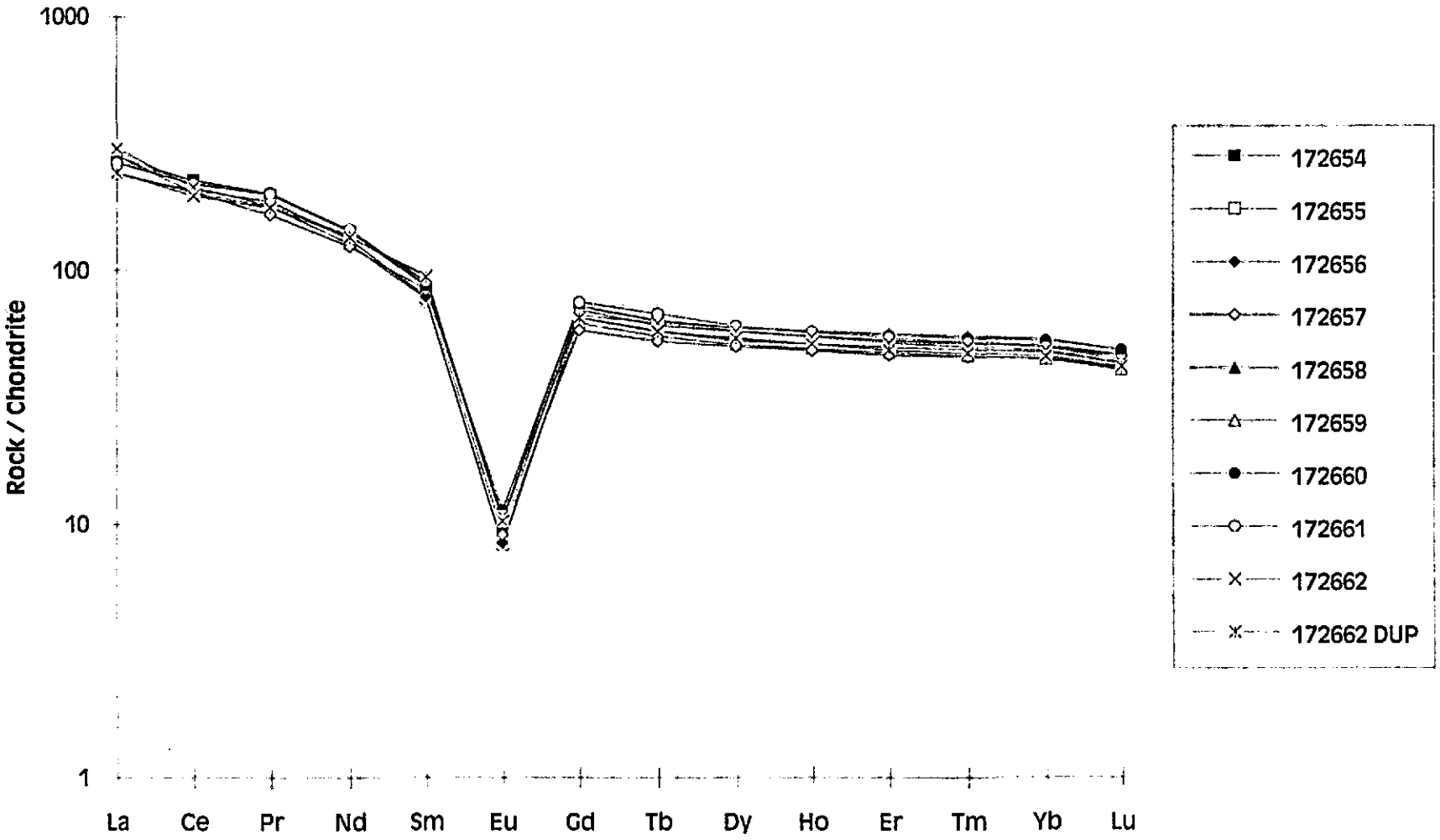
1000
100
10
1
Rock / Chondrite
La
Ce
Pr
Nd
Sm
Eu
Gd
Tb
Dy
Ho
Er
Tm
Yb
Lu
172654
172655
172656
172657
172658
172659
172660
172661
172662
172662 DUP

Chart48

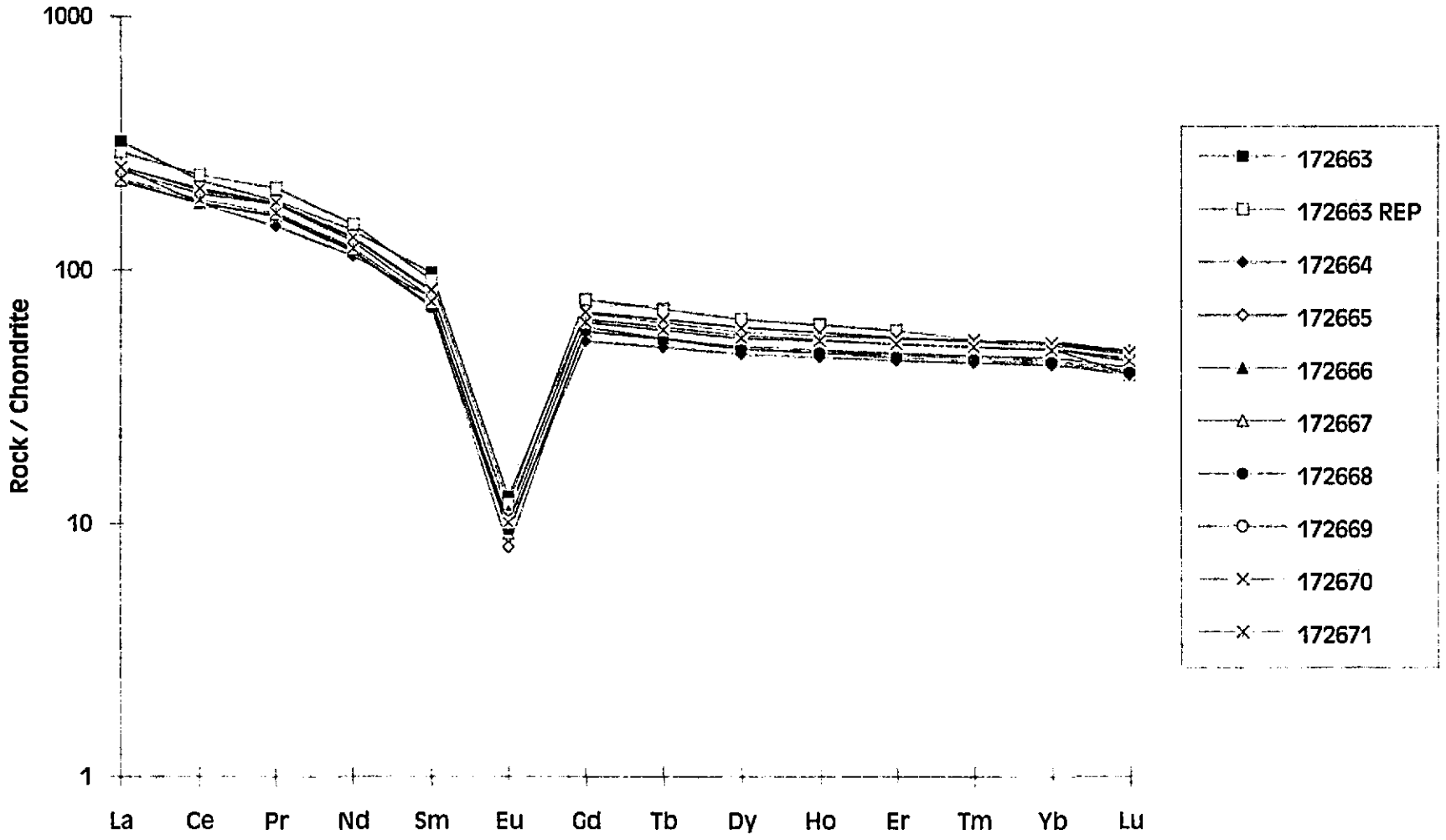
1000
100
10
1
Rock / Chondrite
La
Ce
Pr
Nd
Sm
Eu
Gd
Tb
Dy
Ho
Er
Tm
Yb
Lu
172663
172663 REP
172664
172665
172666
172667
172668
172669
172670
172671

Chart49

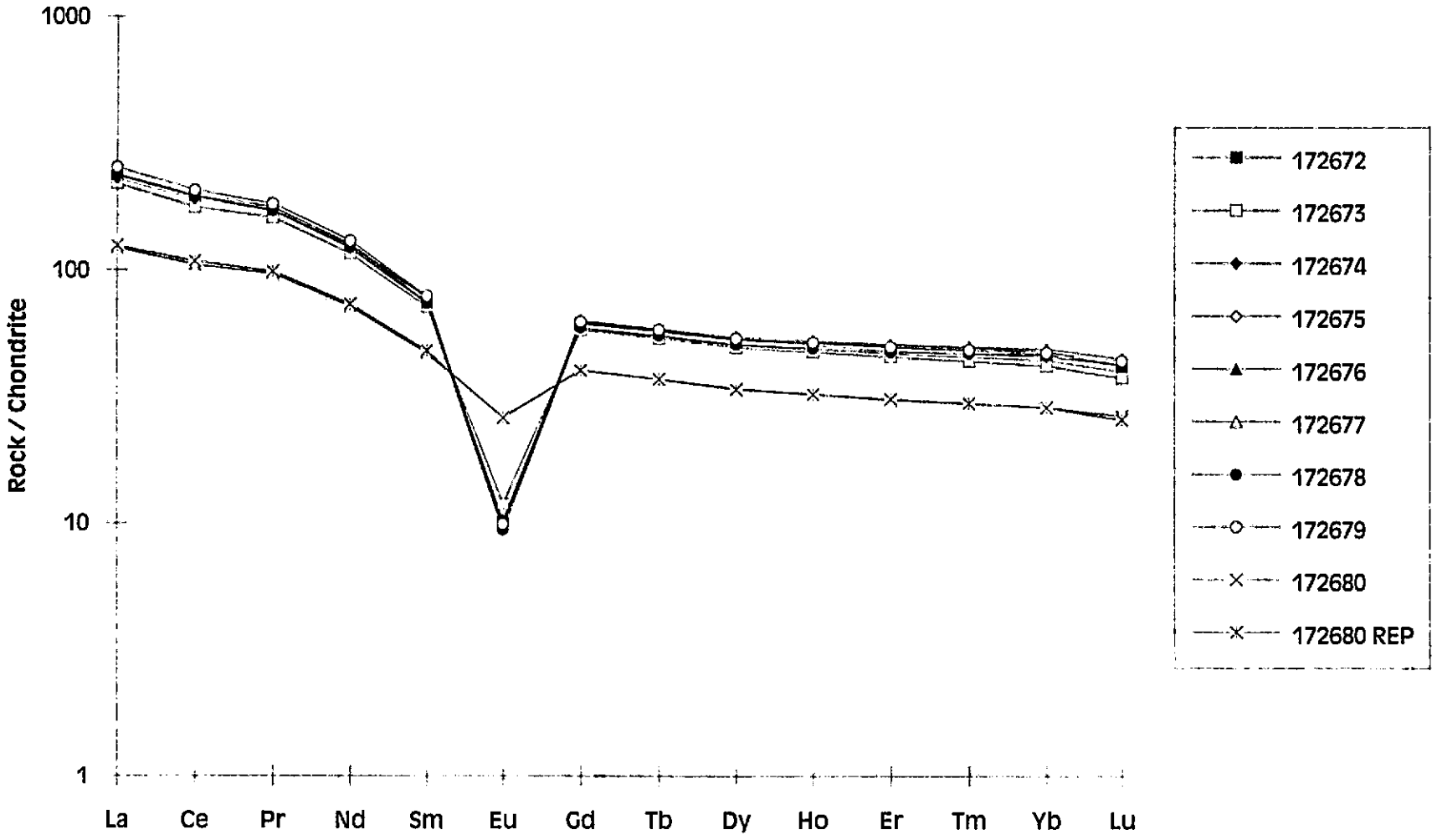
1000
100
10
1
Rock / Chondrite
La
Ce
Pr
Nd
Sm
Eu
Gd
Tb
Dy
Ho
Er
Tm
Yb
Lu
172672
172673
172674
172675
172676
172677
172678
172679
172680
172680 REP

Chart50

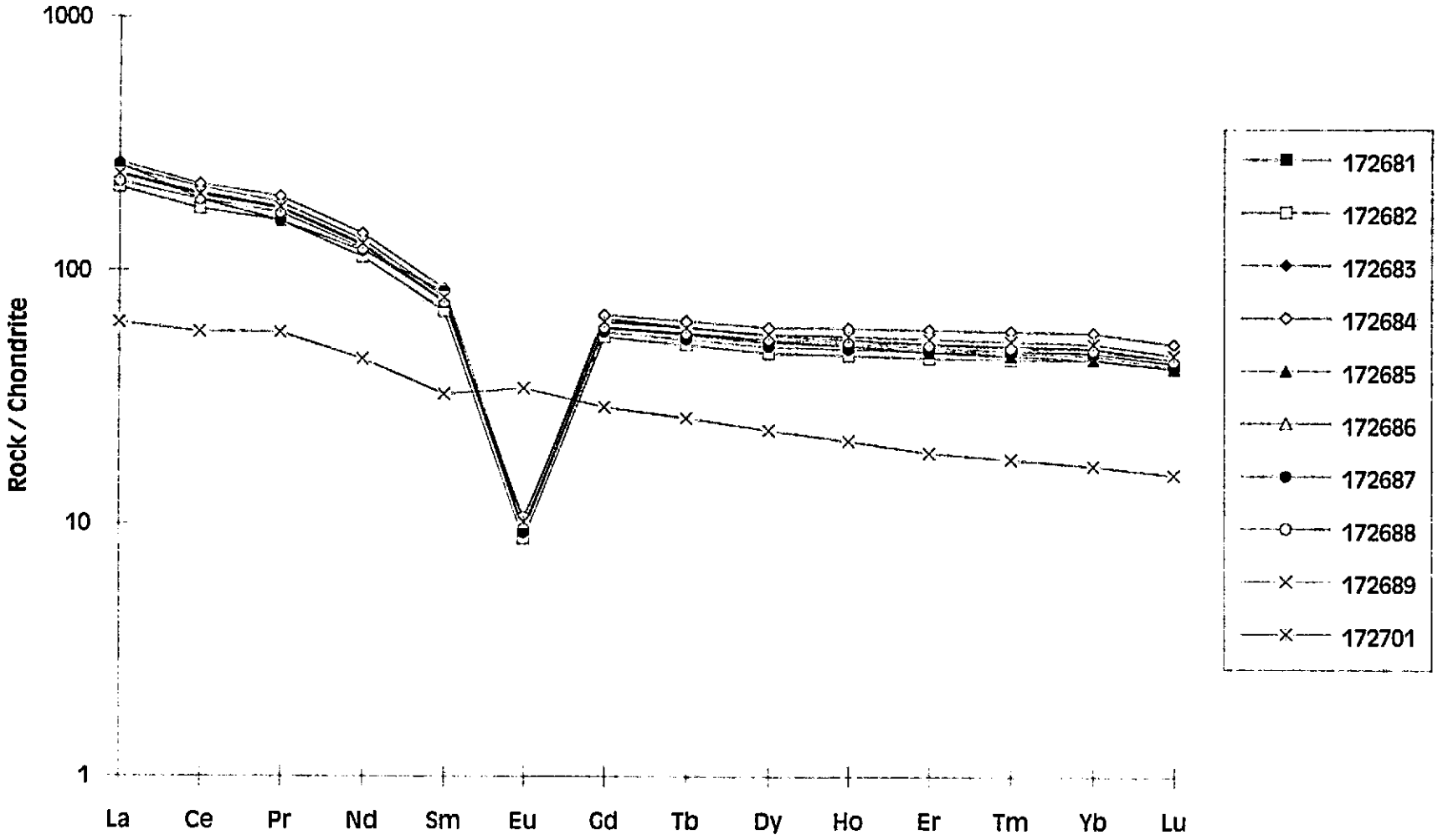
1000
100
10
1
Rock / Chondrite
La
Ce
Pr
Nd
Sm
Eu
Gd
Tb
Dy
Ho
Er
Tm
Yb
Lu
172681
172682
172683
172684
172685
172686
172687
172688
172689
172701

Chart51

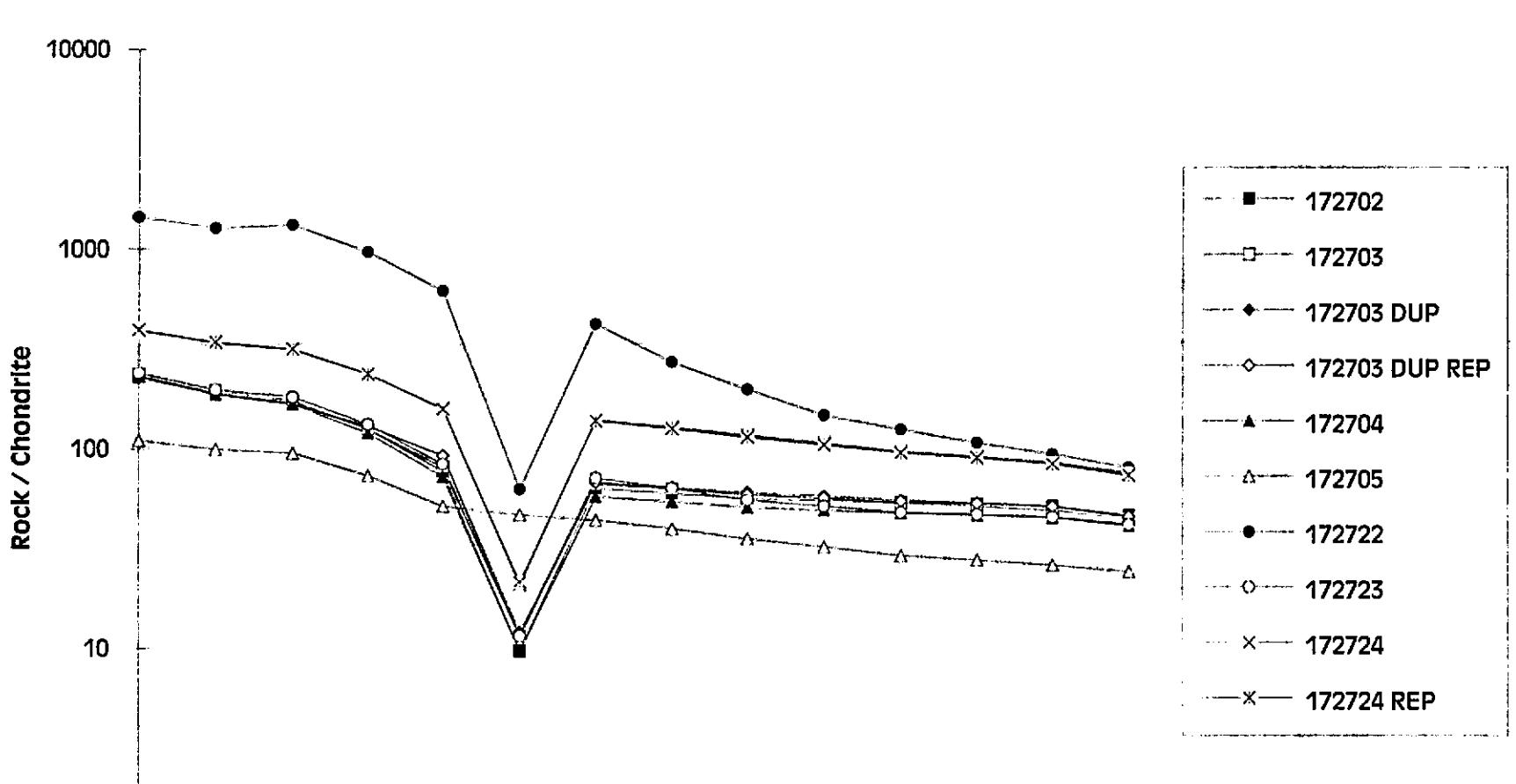
10000
1000
100
10
1
Rock / Chondrite
La
Ce
Pr
Nd
Sm
Eu
Gd
Tb
Dy
Ho
Er
Tm
Yb
Lu
172702
172703
172703 DUP
172703 DUP REP
172704
172705
172722
172723
172724
172724 REP

Chart52

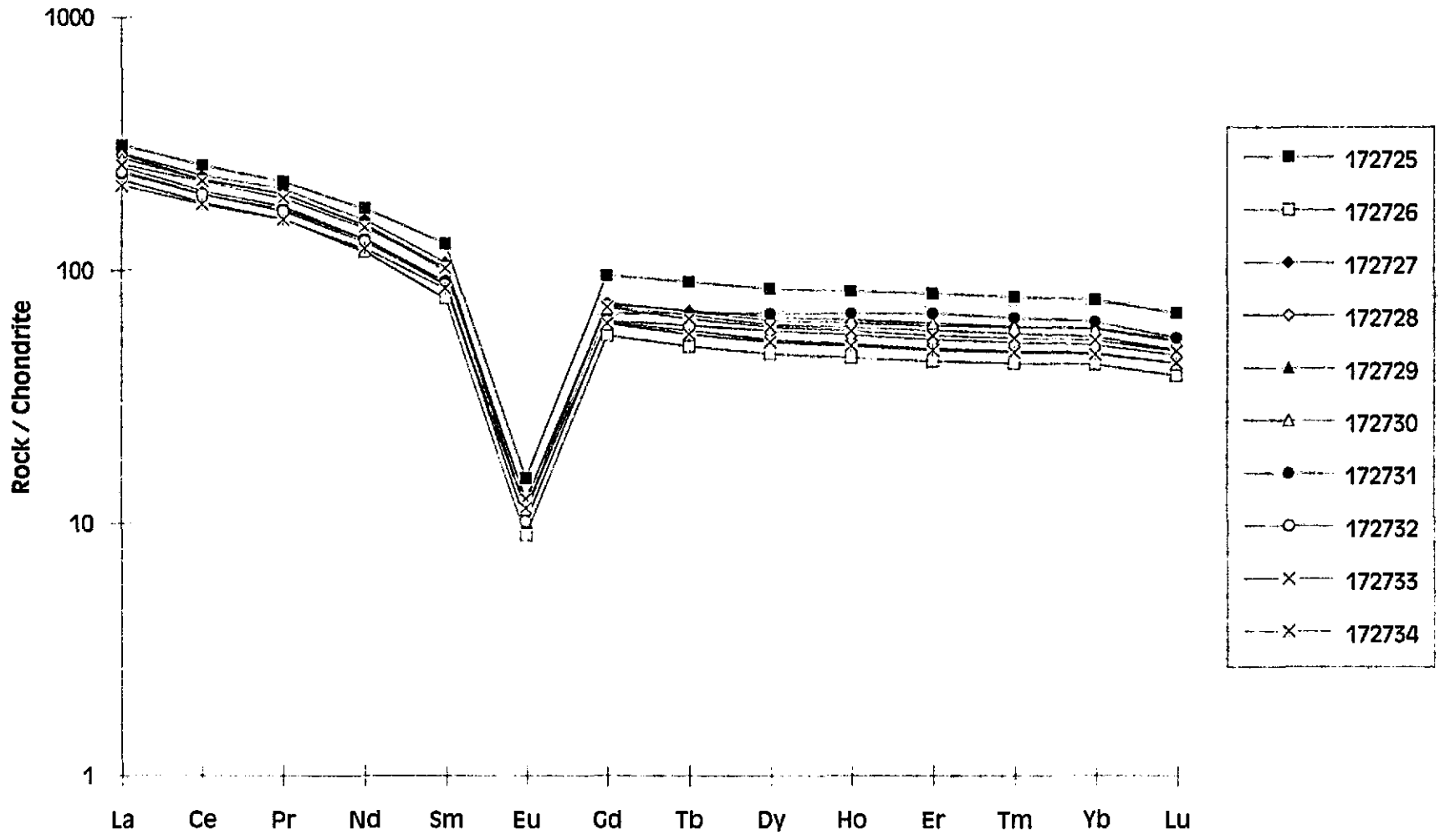
1000
100
10
1
Rock / Chondrite
La
Ce
Pr
Nd
Sm
Eu
Gd
Tb
Dy
Ho
Er
Tm
Yb
Lu
172725
172726
172727
172728
172729
172730
172731
172732
172733
172734

Chart53

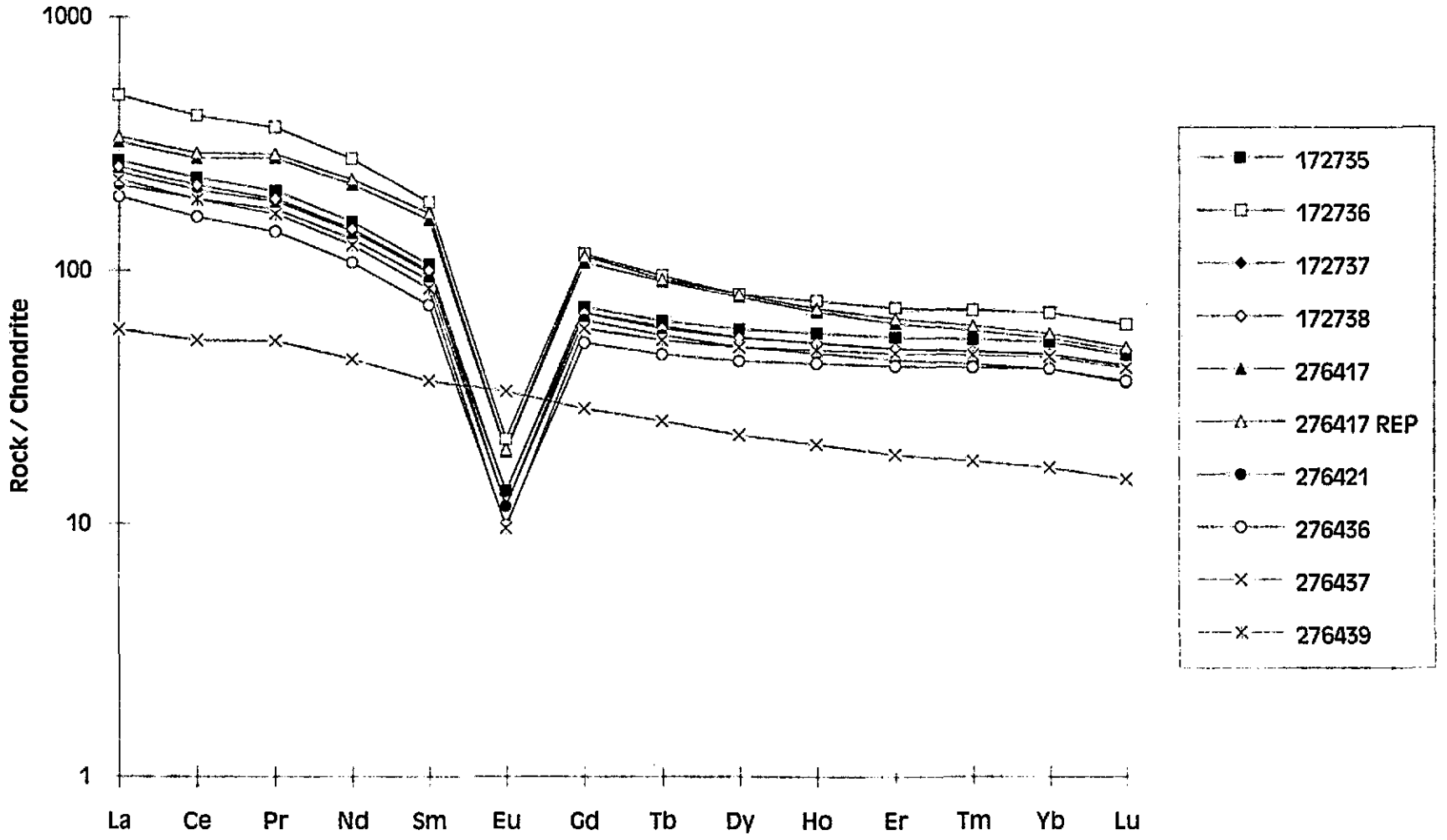
1000
100
10
1
Rock / Chondrite
La
Ce
Pr
Nd
Sm
Eu
Gd
Tb
Dy
Ho
Er
Tm
Yb
Lu
172735
172736
172737
172738
276417
276417 REP
276421
276436
276437
276439

Chart54

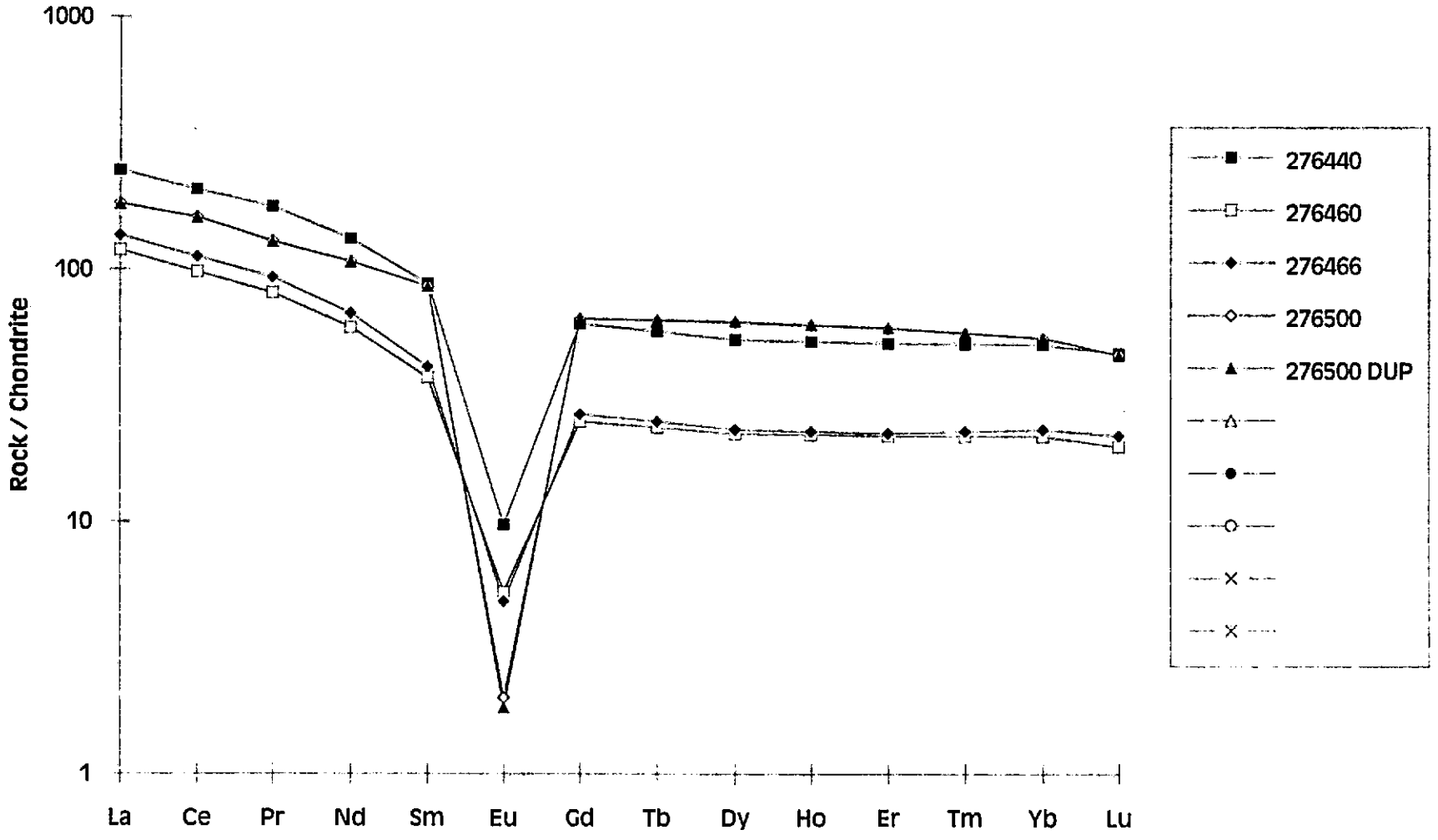
1000
100
10
1
Rock / Chondrite
La
Ce
Pr
Nd
Sm
Eu
Gd
Tb
Dy
Ho
Er
Tm
Yb
Lu
276440
276460
276466
276500
276500 DUP

Quality Analysis ... *Innovative Technologies*

Date Submitted: 14-Nov-07
Invoice No.: A07-5818
Invoice Date: 05-Mar-08
Your Reference:

Tripple Uranium Resources
108-F Trider Crescent
Dartmouth NS B3B 1R6
Canada

ATTN: Neil Downey-Results

CERTIFICATE OF ANALYSIS

129 Rock samples were submitted for analysis.

The following analytical package was requested: Code 4LITHO (1-10) Major Elements Fusion ICP(WRA)/Trace Elements Fusion ICP/MS(WRA4B2)

REPORT **A07-5818**

This report may be reproduced without our consent. If only selected portions of the report are reproduced, permission must be obtained. If no instructions were given at time of sample submittal regarding excess material, it will be discarded within 90 days of this report. Our liability is limited solely to the analytical cost of these analyses. Test results are representative only of material submitted for analysis.

Notes:
We recommend using option 4B1 for accurate levels of the base metals Cu, Pb, Zn, Ni and Ag. Option 4B-INAA for As, Sb, high W >100ppm, Cr >1000ppm and Sn >50ppm by Code 5D. Values for these elements provided by Fusion ICP/MS, are order of magnitude only and are provided for general information. Mineralized samples should have the Quant option selected or request assays for values which exceed the range of option 4B1. Total includes all elements in % oxide to the left of total.

CERTIFIED BY :

C. Douglas Read, B.Sc.
Laboratory Manager

ACTIVATION LABORATORIES LTD.

1336 Sandhill Drive, Ancaster, Ontario Canada L9G 4V5 TELEPHONE +1.905.648.9611 or +1.888.228.5227 FAX +1.905.648.9613
E-MAIL ancaster@actlabsint.com ACTLABS GROUP WEBSITE http://www.actlabsint.com

Activation Laboratories Ltd. Report: A07-5818

Analyte Symbol	SiO2	Al2O3	Fe2O3(T)	MnO	MgO	CaO	Na2O	K2O	TiO2	P2O5	LOI	Total	Sc	Be	V	Cr	Co	Ni	Cu	Zn	Ga	Ge	As	Rb
Unit Symbol	%	%	%	%	%	%	%	%	%	%	%	%	ppm	ppm	ppm	ppm	ppm	ppm	ppm	ppm	ppm	ppm	ppm	ppm
Detection Limit	0.01	0.01	0.01	0.001	0.01	0.01	0.01	0.01	0.001	0.01	0.01	0.01	1	1	5	20	1	20	10	30	1	1	5	2
Analysis Method	FUS-ICP	FUS-ICP	FUS-ICP	FUS-ICP	FUS-ICP	FUS-ICP	FUS-ICP	FUS-ICP	FUS-ICP	FUS-ICP	FUS-ICP	FUS-ICP	FUS-ICP	FUS-ICP	FUS-ICP	FUS-MS	FUS-MS	FUS-MS	FUS-MS	FUS-MS	FUS-MS	FUS-MS	FUS-MS	FUS-MS
276301	75.55	10.49	3.18	0.075	0.10	0.30	1.98	6.06	0.229	0.02	0.74	98.70	< 1	4	< 5	< 20	1	< 20	40	160	22	< 1	19	200
276303	74.79	10.51	2.58	0.034	0.08	2.43	2.98	4.25	0.113	0.01	1.61	99.57	< 1	11	17	< 20	< 1	< 20	20	60	29	1	< 5	170
276315	65.12	16.67	4.72	0.059	0.29	1.20	9.15	0.58	0.338	0.04	0.64	99.01	< 1	5	18	< 20	< 1	< 20	120	80	38	1	< 5	5
276317	71.05	14.00	4.23	0.036	0.13	0.47	7.51	1.09	0.272	0.05	0.50	99.34	< 1	5	9	< 20	1	< 20	50	200	34	< 1	5	18
276325	65.31	13.94	5.01	0.219	1.55	3.05	4.33	3.52	0.383	0.05	2.61	100.2	3	5	42	< 20	8	< 20	80	140	38	1	< 5	91
276327	75.09	11.09	3.45	0.086	0.32	0.97	2.97	4.91	0.257	0.04	0.88	100.1	1	3	10	< 20	2	< 20	40	260	22	< 1	< 5	138
276330	66.56	15.22	4.65	0.069	0.16	0.73	4.38	6.08	0.357	0.04	0.28	98.52	1	4	11	< 20	1	< 20	20	110	26	< 1	< 5	173
276332	59.28	16.85	11.08	0.108	0.42	1.64	8.65	0.39	0.702	0.26	0.61	100.2	3	11	28	< 20	4	< 20	< 10	150	46	1	< 5	< 2
276333	63.20	18.99	4.63	0.066	0.44	0.89	10.06	0.04	0.410	0.04	0.63	99.39	1	4	29	< 20	2	< 20	10	50	44	< 1	< 5	< 2
276339	66.36	11.94	5.18	0.182	2.51	1.91	1.70	2.79	1.313	0.19	1.98	99.08	15	4	187	50	33	30	< 10	150	16	< 1	< 5	132
276341	44.35	16.27	13.99	0.182	5.76	13.31	0.12	1.07	1.752	0.21	3.91	100.9	20	7	244	70	35	60	10	220	29	3	15	82
276344	68.50	11.81	6.13	0.091	1.83	0.98	0.21	4.22	1.033	0.12	3.78	98.77	13	7	114	80	20	< 20	20	180	19	1	52	298
276345	66.32	13.65	6.08	0.082	2.25	0.80	0.12	4.64	1.033	0.10	4.58	99.63	14	10	124	80	12	< 20	< 10	220	19	1	136	343
276346	69.61	12.47	5.78	0.082	1.66	0.49	0.28	4.33	0.837	0.09	3.83	99.63	13	9	78	80	14	< 20	30	250	21	1	98	381
276347	69.03	12.76	4.18	0.050	1.58	1.90	1.65	5.33	0.450	0.07	1.90	98.88	7	5	58	30	12	< 20	80	160	30	2	< 5	211
276348	77.38	12.45	1.44	0.015	0.24	0.73	5.38	2.18	0.197	0.04	0.64	100.7	2	6	16	< 20	3	< 20	50	40	32	1	< 5	82
276349	79.07	10.71	2.08	0.023	0.31	0.49	4.18	2.47	0.213	0.04	0.65	100.4	3	6	18	30	4	< 20	160	160	30	< 1	< 5	74
276351	79.83	10.96	1.00	0.014	0.37	0.41	4.54	1.65	0.221	0.04	0.93	100.2	2	5	17	< 20	2	< 20	10	< 30	24	1	< 5	69
276354	70.84	15.05	1.68	0.021	1.15	0.32	0.16	6.53	0.354	0.05	2.65	98.80	4	12	66	< 20	4	< 20	10	60	48	1	< 5	418
276358	62.09	17.04	0.86	0.014	0.89	4.65	5.51	2.91	0.954	0.16	3.34	98.52	11	5	65	< 20	2	< 20	30	90	28	1	< 5	176
276361	67.90	17.96	0.60	0.007	0.10	1.75	9.75	0.15	0.506	0.10	1.07	99.91	5	5	28	< 20	1	< 20	50	< 30	40	< 1	7	5
276368	72.16	13.66	1.97	0.016	0.04	3.44	7.11	0.04	0.273	0.05	1.22	99.98	< 1	2	17	< 20	< 1	< 20	70	< 30	32	2	< 5	2
276369	80.69	8.95	3.12	0.025	0.14	1.30	4.49	0.34	0.199	0.02	0.80	99.77	< 1	2	13	30	2	< 20	20	< 30	28	2	6	< 2
276371	64.37	15.25	6.21	0.049	0.34	4.70	6.45	0.35	0.316	0.22	1.40	99.67	< 1	3	33	< 20	2	< 20	20	40	51	3	13	< 2
276373	67.30	16.77	3.23	0.023	0.10	1.99	8.84	0.34	0.343	0.06	0.76	99.58	< 1	3	22	< 20	1	< 20	< 10	< 30	47	2	8	< 2
276374	67.39	16.65	3.84	0.027	0.18	1.80	8.69	0.37	0.347	0.15	0.47	99.91	< 1	3	28	< 20	2	< 20	< 10	< 30	49	2	7	< 2
276379	49.40	16.66	15.08	0.157	4.00	2.58	6.87	0.14	1.649	0.28	2.27	99.09	28	5	183	130	27	30	20	150	52	2	< 5	6
276380	58.72	18.18	5.91	0.100	1.14	4.78	7.65	0.56	0.582	0.19	1.18	99.00	6	4	79	20	9	< 20	< 10	80	58	3	< 5	< 2
276381	50.63	15.34	12.50	0.250	3.70	5.11	5.31	0.86	2.001	0.32	2.37	98.38	26	3	215	90	40	30	170	350	29	1	6	40
276382	59.37	17.41	3.90	0.071	0.22	3.48	8.80	0.06	0.340	0.17	1.18	95.17	1	4	42	< 20	2	< 20	30	< 30	48	2	10	2
276383	62.21	17.83	4.15	0.068	0.23	2.96	8.06	0.40	0.327	0.12	1.17	98.52	< 1	5	36	20	3	< 20	20	60	46	1	8	< 2
276385	61.66	15.56	4.43	0.085	0.54	5.03	7.73	0.26	0.391	0.11	3.69	99.46	3	4	37	< 20	6	< 20	30	160	39	1	10	< 2
276388	76.68	11.20	3.37	0.063	0.33	1.04	5.79	0.67	0.246	0.06	0.62	100.1	< 1	3	19	< 20	3	< 20	30	150	30	< 1	< 5	6
276387	79.48	9.77	3.42	0.052	0.18	0.52	4.21	1.93	0.213	0.04	0.76	100.5	< 1	3	12	< 20	2	< 20	20	290	24	< 1	7	47
276388	75.54	11.32	3.49	0.071	0.27	0.80	5.32	1.59	0.268	0.25	0.59	99.59	< 1	4	15	20	1	< 20	10	150	29	< 1	< 5	31
276393	75.84	11.86	3.71	0.069	0.20	0.59	5.96	1.15	0.291	0.12	0.93	100.8	1	5	13	< 20	1	< 20	30	200	32	< 1	< 5	22
276395	78.29	9.44	3.15	0.109	0.22	0.35	1.91	4.83	0.211	0.03	0.75	99.29	< 1	3	7	< 20	< 1	< 20	20	250	20	< 1	< 5	148
276396	74.55	12.11	3.55	0.069	0.19	0.80	6.04	1.00	0.242	0.09	0.57	99.23	< 1	5	14	< 20	< 1	< 20	30	210	33	< 1	< 5	18
276397	77.73	9.48	3.11	0.108	0.19	0.30	2.04	4.83	0.216	0.02	0.75	98.78	< 1	4	7	< 20	< 1	< 20	10	230	20	< 1	< 5	147
276399	76.76	10.36	3.74	0.127	0.22	0.36	3.52	3.27	0.243	0.04	0.61	99.27	< 1	4	7	< 20	1	< 20	20	250	23	< 1	< 5	94
276400	77.94	9.83	3.12	0.122	0.19	0.82	2.32	4.26	0.247	0.03	0.72	99.60	1	3	9	< 20	1	< 20	20	280	22	< 1	7	131
276401	77.42	10.20	3.17	0.113	0.17	0.55	2.43	4.67	0.260	0.03	0.78	99.81	2	3	9	< 20	2	< 20	10	380	23	< 1	6	145
276402	77.25	10.82	3.21	0.078	0.18	0.57	4.51	2.06	0.230	0.03	0.68	99.40	1	3	12	< 20	1	< 20	20	250	26	< 1	7	56
276403	76.33	9.53	3.32	0.095	0.22	2.49	1.87	3.72	0.276	0.06	1.25	99.15	1	3	21	< 20	2	< 20	10	260	23	1	< 5	114
276404	60.66	16.68	4.97	0.049	0.20	3.60	9.19	0.43	0.325	1.63	0.65	98.62	1	8	15	120	4	1490	20	70	37	< 1	15	< 2
276405	72.95	12.96	3.61	0.040	0.14	1.14	7.33	0.42	0.251	0.28	0.71	99.63	1	6	12	60	4	30	30	100	27	< 1	9	< 2
276406	63.62	17.47	3.66	0.043	0.20	2.33	9.61	0.50	0.271	0.48	1.35	99.73	1	7	19	20	3	< 20	40	100	38	< 1	6	3
276407	77.42	9.73	3.90	0.034	0.09	0.38	3.48	3.23	0.220	0.03	1.19	99.69	1	7	5	< 20	2	< 20	20	900	21	< 1	19	56
276408	77.74	10.02	3.69	0.038	0.12	0.26	3.55	3.44	0.220	0.03	0.80	99.90	1	5	< 5	< 20	1	< 20	20	380	22	< 1	15	95
276409	75.74	10.08	4.07	0.036	0.12	0.52	3.53	3.43	0.226	0.03	0.48	95.04	< 1	7	10	< 20	1	< 20	20	240	15	< 1	10	58
276410	77.18	9.72	3.08	0.064	0.15	0.25	0.78	7.00	0.225	0.03	1.35	99.81	< 1	4	< 5	< 20	1	< 20	10	360	15	< 1	13	230
276411	78.36	8.94	3.72	0.035	0.07	0.23	1.65	5.28	0.193	0.05	1.40	99.92	1	5	< 5	< 20	2	< 20	10	730	14	< 1	10	187

Activation Laboratories Ltd. Report: A07-5818

Analyte Symbol	SiO2	Al2O3	Fe2O3(T)	MnO	MgO	CaO	Na2O	K2O	TiO2	P2O5	LOI	Total	Sc	Be	V	Cr	Co	Ni	Cu	Zn	Ga	Ge	As	Rb
Unit Symbol	%	%	%	%	%	%	%	%	%	%	%	%	ppm	ppm	ppm	ppm	ppm	ppm	ppm	ppm	ppm	ppm	ppm	ppm
Detection Limit	0.01	0.01	0.01	0.001	0.01	0.01	0.01	0.01	0.001	0.01	0.01	0.01	1	1	5	20	1	20	10	30	1	1	5	2
Analysis Method	FUS-ICP	FUS-ICP	FUS-ICP	FUS-ICP	FUS-ICP	FUS-ICP	FUS-ICP	FUS-ICP	FUS-ICP	FUS-ICP	FUS-ICP	FUS-ICP	FUS-ICP	FUS-ICP	FUS-ICP	FUS-MS	FUS-MS	FUS-MS	FUS-MS	FUS-MS	FUS-MS	FUS-MS	FUS-MS	FUS-MS
276412	77.83	8.69	4.59	0.024	0.06	0.30	1.91	4.54	0.176	0.04	1.59	99.74	< 1	9	< 5	< 20	2	< 20	< 10	430	13	< 1	24	135
276413	77.28	9.84	3.65	0.022	0.05	0.28	1.87	5.61	0.208	0.02	0.97	99.80	< 1	5	< 5	< 20	1	< 20	< 10	370	14	< 1	19	170
276414	76.75	9.88	3.69	0.028	0.05	0.25	2.04	5.50	0.206	0.04	1.06	99.49	< 1	5	< 5	< 20	1	< 20	10	360	15	< 1	20	185
276415	77.46	8.71	5.92	0.032	0.11	0.37	1.81	5.45	0.188	0.05	1.07	101.0	< 1	7	5	< 20	1	< 20	10	300	15	< 1	31	145
276416	67.14	13.42	5.60	0.043	0.17	0.68	1.16	9.33	0.274	0.05	0.65	98.52	2	8	23	< 20	1	< 20	40	200	16	< 1	6	299
276418	75.93	9.66	4.21	0.026	0.08	0.28	0.66	7.19	0.217	0.03	0.78	99.05	1	4	5	< 20	2	< 20	30	460	13	< 1	14	233
276419	67.35	13.39	6.72	0.039	0.18	0.47	3.09	7.04	0.271	0.04	0.35	98.94	1	6	9	< 20	1	< 20	20	140	19	< 1	< 5	194
276420	75.90	9.23	6.20	0.037	0.14	0.28	1.88	4.97	0.205	0.02	0.00	100.7	1	6	5	< 20	2	< 20	20	260	13	< 1	7	156
276422	79.46	9.66	3.15	0.027	0.07	0.26	2.33	5.02	0.212	0.02	0.77	101.0	1	4	6	< 20	2	< 20	20	460	14	< 1	15	154
276423	78.29	10.02	3.88	0.025	0.07	0.28	3.06	4.22	0.220	0.03	0.74	100.8	< 1	4	6	< 20	2	< 20	20	410	25	< 1	15	127
276424	78.93	10.11	3.24	0.018	0.08	0.52	4.86	1.14	0.231	0.04	1.63	100.9	1	3	8	< 20	2	< 20	30	260	25	< 1	11	32
276425	77.54	9.97	3.25	0.026	0.07	0.26	2.47	4.98	0.218	0.04	0.65	99.46	< 1	2	8	< 20	1	< 20	20	180	21	< 1	14	140
276426	78.01	10.20	3.29	0.020	0.04	0.38	1.80	5.91	0.225	0.08	0.93	100.9	< 1	2	9	< 20	1	< 20	< 10	190	20	< 1	19	189
276427	77.62	10.15	3.40	0.029	0.15	0.34	2.04	5.49	0.233	0.05	0.18	99.58	1	2	6	< 20	2	< 20	10	100	22	< 1	< 5	164
276428	76.13	11.46	3.82	0.024	0.32	0.62	4.73	2.62	0.323	0.06	0.79	99.90	3	3	18	< 20	3	< 20	20	240	26	< 1	11	73
276429	78.35	9.63	3.17	0.023	0.05	0.26	2.16	5.15	0.213	0.05	0.75	99.81	1	2	< 5	20	1	< 20	40	570	19	< 1	13	180
276430	77.91	9.49	3.06	0.023	0.06	0.36	1.85	5.35	0.210	0.05	1.13	99.51	< 1	2	5	< 20	1	< 20	80	930	20	< 1	20	168
276431	78.51	9.65	3.20	0.030	0.10	0.27	1.76	5.55	0.209	0.05	1.16	98.50	< 1	2	5	20	< 1	< 20	20	490	21	< 1	43	170
276432	78.12	9.58	2.99	0.026	0.06	0.28	1.86	5.55	0.208	0.06	1.14	99.95	< 1	2	8	< 20	< 1	< 20	30	240	18	< 1	56	157
276433	78.39	9.79	3.59	0.034	0.22	0.44	3.28	3.35	0.389	0.07	1.40	100.9	3	2	26	< 20	2	< 20	20	300	22	< 1	33	96
276434	79.75	9.58	3.08	0.023	0.08	0.22	3.66	2.33	0.212	0.04	1.17	100.4	1	2	14	< 20	2	< 20	50	290	22	< 1	37	63
276435	78.88	9.88	3.13	0.025	0.07	0.23	4.29	2.09	0.217	0.04	1.33	99.96	1	2	6	< 20	2	< 20	40	300	22	< 1	37	55
276438	43.03	14.65	15.08	0.338	6.22	9.41	2.90	0.90	2.903	0.41	3.80	99.63	33	3	351	90	50	70	40	350	25	2	< 5	42
276441	75.65	11.93	3.60	0.053	0.17	1.23	5.98	0.98	0.233	0.06	0.91	101.0	< 1	4	12	< 20	2	< 20	50	270	34	1	5	18
276443	75.87	9.21	1.88	0.033	0.29	3.40	0.20	6.86	0.159	0.03	2.67	100.6	2	2	20	< 20	3	< 20	20	150	11	< 1	< 5	269
276444	74.94	11.64	2.00	0.040	0.57	0.97	0.15	6.66	0.196	0.03	2.22	99.82	4	4	27	< 20	3	< 20	20	190	22	< 1	15	348
276446	71.84	14.37	2.36	0.029	0.51	1.06	0.11	6.89	0.286	0.04	3.23	100.7	5	4	25	< 20	4	< 20	20	340	25	< 1	79	379
276447	72.17	13.89	2.54	0.021	0.38	0.24	0.12	7.89	0.323	0.05	2.76	100.2	6	3	24	< 20	5	< 20	10	290	22	< 1	99	373
276448	73.46	12.46	1.99	0.035	0.22	0.38	0.16	6.77	0.238	0.05	0.69	96.66	5	2	15	< 20	3	< 20	20	70	15	< 1	9	355
276449	73.32	13.13	2.45	0.040	0.26	0.42	0.16	6.75	0.266	0.05	0.97	99.81	5	2	19	< 20	4	< 20	< 10	110	18	< 1	< 5	370
276450	73.77	13.54	2.21	0.040	0.41	0.28	0.14	7.88	0.263	0.05	1.56	100.2	5	3	20	< 20	3	< 20	< 10	80	23	< 1	< 5	372
276452	76.55	12.34	1.92	0.031	0.40	0.19	0.13	6.74	0.223	0.04	1.48	100.0	4	3	15	< 20	3	< 20	< 10	50	23	< 1	< 5	356
276453	74.23	13.34	2.16	0.027	0.45	0.27	0.14	6.93	0.261	0.04	2.09	99.94	4	3	18	< 20	3	< 20	50	180	22	< 1	28	371
276454	71.89	13.39	2.25	0.024	0.45	0.25	0.14	8.14	0.254	0.04	2.02	98.93	4	3	16	< 20	3	< 20	30	130	18	< 1	44	354
276455	75.13	12.59	2.11	0.020	0.47	0.44	0.13	7.03	0.207	0.03	2.39	100.6	4	3	16	< 20	2	< 20	< 10	120	19	< 1	51	334
276456	73.23	13.45	2.51	0.019	0.36	0.29	0.13	7.81	0.347	0.06	0.82	98.83	5	3	22	< 20	4	< 20	10	310	22	< 1	74	362
276457	75.13	11.97	3.01	0.026	0.27	0.32	0.17	7.41	0.366	0.07	2.26	101.0	6	2	29	< 20	5	< 20	20	220	17	< 1	58	324
276458	75.46	12.43	2.16	0.027	0.25	0.21	0.17	7.18	0.259	0.05	1.87	100.1	4	3	18	< 20	4	< 20	10	150	20	< 1	20	326
276459	79.22	9.34	1.83	0.022	0.20	0.26	0.17	7.27	0.192	0.03	1.71	100.2	3	2	21	< 20	2	< 20	50	70	12	< 1	< 5	250
276461	78.25	10.98	2.05	0.031	0.32	0.39	0.19	7.65	0.224	0.05	0.87	101.0	4	2	16	< 20	3	< 20	30	90	14	< 1	< 5	302
276462	75.96	11.21	2.41	0.040	0.30	0.33	0.17	7.45	0.231	0.05	0.90	99.04	4	2	14	< 20	3	< 20	20	70	16	< 1	< 5	314
276463	75.08	11.30	2.11	0.037	0.25	0.32	0.19	7.84	0.217	0.04	1.06	98.44	4	3	14	< 20	3	< 20	30	70	16	< 1	< 5	312
276464	76.24	12.42	1.93	0.029	0.25	0.18	0.21	7.58	0.286	0.03	1.26	100.4	5	3	11	< 20	2	< 20	20	70	22	< 1	< 5	350
276465	76.89	11.59	1.34	0.033	0.21	0.30	0.26	9.26	0.124	0.02	0.75	100.8	3	2	7	< 20	1	< 20	< 10	40	17	< 1	< 5	318
276467	72.26	13.67	2.47	0.054	0.36	0.25	0.28	9.50	0.209	0.03	0.90	99.98	2	3	14	< 20	2	< 20	< 10	90	37	< 1	< 5	400
276468	72.28	13.12	2.79	0.062	0.40	0.49	0.84	9.41	0.175	0.03	0.67	100.2	1	2	10	< 20	2	< 20	< 10	110	30	< 1	< 5	312
276469	72.08	12.78	2.91	0.051	0.35	0.45	1.72	7.78	0.149	0.02	0.48	98.77	1	2	11	< 20	2	< 20	30	110	30	< 1	< 5	252
276470	75.44	11.43	2.38	0.042	0.32	1.39	1.46	6.43	0.124	0.02	0.78	99.82	1	2	18	< 20	2	< 20	20	60	29	< 1	< 5	197
276471	73.77	11.63	2.95	0.036	0.15	2.51	0.30	7.74	0.172	0.04	0.60	99.90	2	2	29	< 20	2	< 20	30	120	24	1	< 5	260
276472	77.11	10.47	2.17	0.024	0.05	0.27	0.24	8.45	0.102	0.03	0.18	99.08	< 1	3	6	< 20	< 1	< 20	20	100	18	< 1	< 5	298
276473	77.75	10.82	2.52	0.042	0.06	0.29	0.18	8.94	0.103	0.03	0.11	100.8	< 1	3	7	< 20	1	< 20	10	140	21	< 1	7	310
276474	77.12	10.70	2.32	0.048	0.07	0.22	0.17	8.71	0.101	0.03	0.37	99.86	< 1	4	8	< 20	< 1	< 20	20	380	22	< 1	22	318

Activation Laboratories Ltd. Report: A07-5818

Analyte Symbol	SiO2	Al2O3	Fe2O3(T)	MnO	MgO	CaO	Na2O	K2O	TiO2	P2O5	LOI	Total	Sc	Be	V	Cr	Co	Ni	Cu	Zn	Ga	Ge	As	Rb
Unit Symbol	%	%	%	%	%	%	%	%	%	%	%	%	ppm	ppm	ppm	ppm	ppm	ppm	ppm	ppm	ppm	ppm	ppm	ppm
Detection Limit	0.01	0.01	0.01	0.001	0.01	0.01	0.01	0.01	0.001	0.01	0.01	0.01	1	1	5	20	1	20	10	30	1	1	5	2
Analysis Method	FUS-ICP	FUS-ICP	FUS-ICP	FUS-ICP	FUS-ICP	FUS-ICP	FUS-ICP	FUS-ICP	FUS-ICP	FUS-ICP	FUS-ICP	FUS-ICP	FUS-ICP	FUS-ICP	FUS-ICP	FUS-MS	FUS-MS	FUS-MS	FUS-MS	FUS-MS	FUS-MS	FUS-MS	FUS-MS	FUS-MS
276475	76.12	10.86	2.27	0.028	0.04	0.28	0.17	8.96	0.103	0.03	1.05	99.90	< 1	3	16	< 20	< 1	< 20	20	450	21	< 1	21	321
276476	66.62	11.51	5.93	0.098	1.58	2.46	1.06	7.20	1.038	0.21	1.52	99.20	13	4	127	40	13	< 20	30	310	22	1	9	229
276477	75.84	11.07	2.48	0.045	0.11	0.48	0.16	8.90	0.116	0.03	0.42	99.64	1	2	9	< 20	2	< 20	20	160	21	< 1	6	317
276478	74.76	11.10	2.34	0.046	0.10	0.27	0.19	9.26	0.109	0.02	0.60	98.79	< 1	3	6	< 20	< 1	< 20	20	310	21	< 1	64	318
276479	77.56	10.82	2.30	0.040	0.09	0.19	0.17	9.00	0.103	0.02	0.66	100.9	< 1	4	7	< 20	1	< 20	30	190	22	< 1	42	316
276480	76.08	11.00	2.12	0.038	0.07	0.28	0.15	8.93	0.103	0.02	0.61	99.41	< 1	3	6	< 20	1	< 20	20	320	23	< 1	54	321
276481	76.46	10.82	2.26	0.029	0.05	0.24	0.16	8.87	0.101	0.03	0.35	99.37	< 1	3	< 5	20	1	< 20	10	390	22	< 1	40	318
276482	75.89	10.90	2.26	0.042	0.07	0.45	0.17	8.72	0.099	0.02	0.56	99.19	< 1	3	6	< 20	1	< 20	10	290	23	< 1	24	313
276483	78.23	9.83	2.13	0.019	0.04	0.18	0.16	8.18	0.092	0.03	0.25	99.14	< 1	3	< 5	< 20	1	< 20	20	130	17	< 1	< 5	294
276484	79.04	9.36	1.83	0.019	0.05	0.17	0.14	7.82	0.094	0.03	0.35	98.91	< 1	3	7	< 20	< 1	< 20	20	110	16	1	< 5	275
276485	76.59	9.94	2.33	0.036	0.11	0.42	0.18	8.98	0.097	0.03	0.48	99.18	< 1	2	8	< 20	1	< 20	20	190	17	< 1	< 5	286
276486	79.26	8.99	2.13	0.035	0.12	0.51	0.12	7.28	0.088	0.03	0.30	98.84	< 1	3	10	< 20	1	< 20	10	180	17	< 1	< 5	258
276487	79.47	9.68	2.25	0.040	0.17	0.33	0.15	7.71	0.109	0.03	0.28	100.2	1	3	12	< 20	2	< 20	20	150	18	< 1	< 5	273
276488	72.53	13.36	2.82	0.044	0.16	0.27	3.72	5.68	0.158	0.03	0.32	99.10	1	5	7	< 20	2	< 20	20	180	26	< 1	< 5	199
276489	78.22	10.98	2.34	0.054	0.19	0.26	3.31	4.26	0.104	0.02	0.21	99.94	< 1	4	8	< 20	1	< 20	10	200	23	< 1	< 5	139
276490	78.78	11.76	2.25	0.029	0.12	0.31	5.56	1.84	0.132	0.03	0.15	100.9	1	5	6	< 20	2	< 20	20	120	30	< 1	< 5	52
276491	76.24	11.65	2.60	0.025	0.13	0.32	5.24	2.41	0.151	0.04	0.11	98.95	2	6	8	< 20	2	< 20	20	100	27	< 1	< 5	68
276492	76.45	12.53	2.53	0.042	0.24	1.22	6.29	0.75	0.137	0.03	0.66	100.9	< 1	6	10	< 20	2	< 20	10	160	35	< 1	< 5	21
276493	77.59	11.20	2.00	0.027	0.13	0.70	5.10	1.83	0.109	0.02	0.37	99.07	< 1	4	8	< 20	1	< 20	10	50	28	1	< 5	48
276494	45.08	12.77	16.51	0.613	5.03	8.82	2.23	2.08	3.687	0.78	2.33	99.90	41	3	448	50	43	30	60	460	25	2	17	105
276495	46.01	12.84	15.72	0.662	4.91	8.18	2.32	1.94	3.627	0.84	1.63	98.49	41	3	409	60	48	30	50	450	27	2	9	83
276496	78.55	9.40	3.14	0.041	0.15	0.66	2.71	3.65	0.248	0.05	0.73	99.33	1	2	20	< 20	2	< 20	20	190	20	< 1	36	101
276497	45.35	13.27	15.52	0.335	5.15	7.84	3.90	0.45	2.982	0.63	3.23	98.73	40	5	364	70	38	50	110	510	35	2	< 5	16
276498	46.03	12.68	16.44	0.436	5.00	8.57	2.29	2.14	3.601	0.72	2.16	100.0	40	4	446	50	39	40	40	410	26	2	12	112
276499	77.33	11.34	2.48	0.037	0.17	0.58	3.36	4.61	0.172	0.03	0.36	100.5	1	5	13	< 20	2	< 20	< 10	60	27	< 1	< 5	181

Activation Laboratories Ltd. Report: A07-5818

Analyte Symbol	Sr	Y	Zr	Nb	Mo	Ag	In	Sn	Sb	Cs	Ba	La	Ce	Pr	Nd	Sm	Eu	Gd	Tb	Dy	Ho	Er	Tm	Yb
Unit Symbol	ppm	ppm	ppm	ppm	ppm	ppm	ppm	ppm	ppm	ppm	ppm	ppm	ppm	ppm	ppm	ppm	ppm	ppm	ppm	ppm	ppm	ppm	ppm	ppm
Detection Limit	2	2	4	1	2	0.5	0.2	1	0.5	0.5	3	0.1	0.1	0.05	0.1	0.1	0.05	0.1	0.1	0.1	0.1	0.1	0.05	0.1
Analysis Method	FUS-ICP	FUS-ICP	FUS-ICP	FUS-MS	FUS-MS	FUS-MS	FUS-MS	FUS-MS	FUS-MS	FUS-MS	FUS-ICP	FUS-MS	FUS-MS	FUS-MS	FUS-MS	FUS-MS	FUS-MS	FUS-MS	FUS-MS	FUS-MS	FUS-MS	FUS-MS	FUS-MS	FUS-MS
276301	48	90	660	53	7	< 0.5	< 0.2	5	< 0.5	1.7	60	83.2	179	21.0	74.9	16.7	0.74	15.2	2.7	16.6	3.5	10.3	1.57	10.3
276303	127	179	752	121	5	< 0.5	< 0.2	17	< 0.5	1.4	119	53.3	129	15.9	65.8	18.0	0.55	21.0	4.2	30.0	6.6	20.5	3.05	19.7
276315	65	159	1202	89	< 2	< 0.5	< 0.2	7	1.1	< 0.5	11	138	302	34.9	124	28.7	1.10	25.5	4.6	28.6	6.0	17.9	2.71	17.7
276317	33	118	931	69	7	< 0.5	< 0.2	5	1.8	< 0.5	20	109	245	28.1	98.3	21.4	0.91	19.9	3.5	21.9	4.6	13.7	2.08	13.7
276325	183	108	836	69	10	< 0.5	< 0.2	11	1.3	0.9	181	101	223	26.2	93.0	20.1	1.13	19.3	3.4	20.6	4.3	12.5	1.89	12.4
276327	77	93	696	55	11	0.5	< 0.2	7	1.2	1.1	103	66.3	166	22.2	79.1	17.5	0.85	16.4	2.9	17.6	3.7	11.1	1.68	11.0
276330	73	133	1037	77	3	0.5	< 0.2	7	5.0	1.3	142	123	269	31.5	114	24.7	1.12	23.1	4.1	25.0	5.3	15.7	2.39	15.7
276332	102	268	903	97	13	< 0.5	0.3	13	6.6	< 0.5	6	256	595	81.4	315	62.1	4.07	60.5	11.6	61.4	10.3	25.8	3.39	20.6
276333	60	158	1077	80	< 2	< 0.5	< 0.2	6	1.6	< 0.5	8	132	289	34.5	123	27.0	1.27	25.7	4.6	28.2	6.0	18.0	2.72	17.6
276339	133	41	262	21	3	< 0.5	< 0.2	1	2.8	12.7	288	29.3	64.1	7.84	28.6	6.7	2.02	6.8	1.2	7.2	1.5	4.1	0.60	3.8
276341	370	48	351	21	3	< 0.5	1.1	29	< 0.5	6.7	25	37.9	78.0	8.83	33.2	7.8	2.21	7.2	1.3	7.9	1.6	4.5	0.65	4.0
276344	32	44	308	25	11	< 0.5	< 0.2	2	< 0.5	17.9	258	44.1	85.6	10.8	38.1	8.3	1.87	7.9	1.3	7.9	1.6	4.6	0.68	4.4
276345	24	38	285	22	< 2	< 0.5	< 0.2	2	< 0.5	19.9	199	36.8	74.7	9.00	31.1	6.6	1.26	6.5	1.1	6.4	1.3	3.6	0.53	3.4
276346	35	32	259	22	9	< 0.5	< 0.2	4	< 0.5	25.4	189	34.0	69.1	8.53	29.5	6.1	0.91	5.9	1.0	6.0	1.2	3.5	0.54	3.5
276347	170	159	554	167	45	< 0.5	0.7	73	4.6	3.8	428	31.5	74.6	9.57	40.7	11.3	0.96	14.6	3.2	24.5	5.7	18.5	2.82	17.9
276348	54	149	490	140	7	< 0.5	0.3	47	1.7	0.8	110	21.4	55.5	7.35	35.1	10.1	0.33	12.7	2.8	21.4	4.9	15.7	2.38	15.0
276349	62	130	429	116	9	< 0.5	0.5	129	< 0.5	0.8	149	30.2	74.8	9.57	41.5	11.9	0.41	14.6	3.0	21.0	4.6	14.1	2.10	13.1
276351	44	119	378	97	3	< 0.5	0.4	102	2.6	2.1	101	26.7	63.8	7.94	37.8	11.1	0.38	13.0	2.6	18.8	4.1	12.7	1.86	11.4
276354	37	229	667	166	9	< 0.5	0.8	156	< 0.5	13.7	200	43.8	109	14.7	65.9	19.0	0.60	24.3	5.1	36.8	8.0	24.5	3.57	21.9
276356	85	123	401	107	6	0.6	1.8	578	4.8	6.3	65	36.4	64.4	10.1	45.7	13.8	1.03	16.9	3.0	21.1	4.5	13.7	2.00	12.7
276361	55	127	774	66	< 2	1.6	0.6	198	8.6	< 0.5	18	94.9	207	25.0	90.3	20.4	1.71	19.6	3.5	22.2	4.8	13.8	2.03	13.1
276368	82	113	821	61	< 2	< 0.5	1.4	253	< 0.5	< 0.5	11	116	237	28.3	95.4	21.5	0.82	19.1	3.4	21.2	4.5	13.3	1.97	12.7
276369	72	91	678	44	4	< 0.5	0.7	174	4.2	< 0.5	6	69.5	159	22.2	80.0	17.2	0.71	15.9	2.8	17.4	3.7	10.9	1.64	10.6
276371	204	152	1112	72	2	< 0.5	1.6	300	5.0	< 0.5	6	130	282	33.5	119	26.6	1.13	25.1	4.5	28.5	5.9	17.5	2.63	17.0
276373	101	156	1211	76	< 2	< 0.5	0.7	206	6.2	< 0.5	9	149	319	37.6	132	28.6	1.19	28.2	4.7	29.4	6.2	18.7	2.82	18.5
276374	91	148	1118	76	< 2	< 0.5	0.6	170	6.7	< 0.5	7	138	301	34.8	124	27.2	1.18	24.9	4.5	27.9	5.9	17.5	2.66	17.6
276379	88	60	541	41	< 2	< 0.5	0.5	68	9.4	0.9	20	62.2	137	16.6	60.9	14.0	1.67	13.5	2.4	15.2	3.2	9.5	1.42	9.2
276380	298	129	849	76	< 2	< 0.5	1.7	83	1.9	< 0.5	11	103	226	27.2	96.8	22.1	1.82	21.7	3.9	24.2	4.9	14.2	2.15	14.1
276381	227	49	323	32	41	< 0.5	< 0.2	8	2.3	2.5	150	38.8	88.4	10.9	42.0	10.0	2.15	9.7	1.7	10.0	2.0	5.7	0.84	5.4
276382	130	143	1031	76	3	< 0.5	0.3	7	6.5	< 0.5	13	114	250	28.9	103	23.0	1.09	22.2	4.0	25.3	5.3	15.9	2.39	15.5
276383	122	181	1175	73	12	< 0.5	0.2	7	3.2	< 0.5	8	140	290	35.1	124	26.9	1.19	26.2	4.7	29.0	6.0	17.8	2.66	17.4
276385	111	135	967	63	< 2	8.6	< 0.2	8	4.6	< 0.5	16	116	256	30.3	109	23.9	1.13	22.5	4.0	24.4	5.2	15.5	2.35	15.4
276386	56	111	822	62	5	< 0.5	< 0.2	6	2.2	< 0.5	23	96.7	206	25.0	88.6	19.2	0.80	18.3	3.3	20.4	4.3	13.1	1.96	12.9
276387	42	99	733	57	10	< 0.5	< 0.2	4	< 0.5	< 0.5	62	66.7	196	22.9	81.9	17.5	0.71	16.7	3.0	18.5	3.9	11.4	1.72	11.2
276388	51	109	670	61	5	< 0.5	< 0.2	6	1.3	< 0.5	53	83.4	196	24.3	87.0	20.0	0.93	19.4	3.4	20.9	4.2	12.1	1.80	11.6
276393	42	87	673	58	6	< 0.5	< 0.2	5	< 0.5	< 0.5	31	78.5	166	21.0	74.9	16.4	0.87	15.6	2.7	16.8	3.5	10.4	1.59	10.5
276395	51	90	694	61	24	< 0.5	< 0.2	5	1.3	1.2	95	62.7	173	21.2	74.5	16.2	0.70	15.6	2.8	17.3	3.5	9.7	1.42	9.0
276396	64	114	865	72	12	< 0.5	< 0.2	6	2.0	< 0.5	25	94.8	198	23.8	82.8	18.3	0.84	18.5	3.4	21.5	4.5	13.2	2.01	13.2
276397	41	93	689	64	12	< 0.5	< 0.2	5	1.7	1.3	83	86.0	181	21.9	77.2	16.3	0.69	15.8	2.8	18.0	3.7	10.6	1.58	9.9
276399	38	93	719	61	21	< 0.5	< 0.2	5	1.4	0.8	57	81.3	188	21.0	72.7	16.2	0.74	15.7	2.8	17.5	3.8	10.4	1.57	10.3
276400	63	82	820	56	12	< 0.5	< 0.2	5	7.1	1.2	81	75.7	159	19.5	69.0	14.8	0.80	14.0	2.5	15.8	3.2	9.3	1.39	9.1
276401	53	80	591	61	19	< 0.5	< 0.2	5	0.9	1.2	81	73.3	157	19.1	67.4	14.8	0.78	14.2	2.5	15.2	3.1	9.0	1.35	8.8
276402	48	87	538	53	15	< 0.5	< 0.2	3	< 0.5	0.6	38	68.9	150	17.4	62.1	13.3	0.72	12.5	2.2	12.9	2.6	7.3	1.06	7.1
276403	160	75	558	56	9	< 0.5	< 0.2	6	2.2	1.4	115	75.0	157	19.0	67.0	14.6	0.77	14.1	2.4	14.7	2.9	8.3	1.24	8.1
276404	260	188	121	62	4	< 0.5	< 0.2	6	5.8	< 0.5	7	93.9	205	25.5	97.3	23.4	1.39	28.0	5.5	34.2	6.7	18.1	2.56	15.5
276405	67	103	686	51	8	< 0.5	< 0.2	5	4.9	< 0.5	7	79.0	170	20.4	72.5	16.5	0.85	16.7	3.0	19.2	3.9	11.2	1.64	10.5
276406	100	128	787	53	2	< 0.5	< 0.2	4	6.4	< 0.5	6	85.0	187	22.8	82.7	19.7	1.07	20.8	3.8	24.3	4.9	13.8	2.02	12.8
276407	49	121	611	54	8	< 0.5	< 0.2	3	< 0.5	0.9	55	107	250	32.2	121	27.9	1.26	26.4	4.3	24.1	4.5	11.8	1.69	10.5
276408	40	102	619	56	19	< 0.5	< 0.2	4	< 0.5	0.9	61	89.5	209	26.4	96.6	21.5	0.99	20.2	3.4	20.1	3.9	10.8	1.59	10.2
276409	53	133	583	46	36	0.5	< 0.2	5	1.1	0.9	83	87.7	205	25.1	105	25.4	1.10	24.9	4.2	24.3	4.8	13.3	1.86	11.5
276410	53	85	628	45	19	0.8	< 0.2	4	< 0.5	1.6	101	76.1	172	20.1	80.6	19.1	0.82	18.1	3.1	17.7	3.6	10.4	1.52	9.6
276411	44	113	549	39	16	< 0.5	< 0.2	2	< 0.5	1.4	82	78.7	180	22.7	93.5	22.9	0.97	22.7	3.7	21.2	4.2	11.4	1.62	9.9

Activation Laboratories Ltd. Report: A07-5818

Analyte Symbol	Sr	Y	Zr	Nb	Mo	Ag	In	Sn	Sb	Cs	Ba	La	Ce	Pr	Nd	Sm	Eu	Gd	Tb	Dy	Ho	Er	Tm	Yb
Unit Symbol	ppm	ppm	ppm	ppm	ppm	ppm	ppm	ppm	ppm	ppm	ppm	ppm	ppm	ppm	ppm	ppm	ppm	ppm	ppm	ppm	ppm	ppm	ppm	ppm
Detection Limit	2	2	4	1	2	0.5	0.2	1	0.5	0.5	3	0.1	0.1	0.05	0.1	0.1	0.05	0.1	0.1	0.1	0.1	0.1	0.05	0.1
Analysis Method	FUS-ICP	FUS-ICP	FUS-ICP	FUS-MS	FUS-MS	FUS-MS	FUS-MS	FUS-MS	FUS-MS	FUS-MS	FUS-ICP	FUS-MS	FUS-MS	FUS-MS	FUS-MS	FUS-MS	FUS-MS	FUS-MS	FUS-MS	FUS-MS	FUS-MS	FUS-MS	FUS-MS	FUS-MS
276412	51	163	482	33	33	< 0.5	< 0.2	3	< 0.5	1.2	61	107	262	34.7	148	38.1	1.51	36.3	5.7	30.5	5.6	14.3	1.93	11.2
276413	51	120	584	41	25	< 0.5	< 0.2	2	< 0.5	1.5	69	90.4	213	25.8	104	24.4	1.03	22.8	3.8	22.0	4.3	12.0	1.71	10.5
276414	51	115	575	41	24	< 0.5	< 0.2	3	< 0.5	1.5	69	111	277	36.2	151	34.0	1.33	29.2	4.5	23.0	4.4	11.4	1.62	9.6
276415	53	148	484	35	36	< 0.5	< 0.2	5	< 0.5	1.3	97	159	407	51.7	217	49.3	1.99	40.8	5.8	30.6	5.4	14.0	1.90	11.0
276416	92	194	790	55	20	0.7	< 0.2	6	< 0.5	2.6	328	112	254	32.9	136	32.2	1.44	31.9	5.5	33.3	6.7	18.7	2.61	15.6
276418	46	120	588	42	72	0.7	< 0.2	4	< 0.5	2.1	115	79.4	190	22.2	92.7	22.3	1.01	22.3	3.6	22.0	4.3	11.9	1.69	10.3
276419	51	161	750	48	> 100	< 0.5	< 0.2	6	1.3	1.2	148	94.1	212	25.8	104	25.3	1.17	24.9	4.4	27.0	5.5	16.0	2.28	14.0
276420	37	124	553	46	> 100	0.6	< 0.2	4	< 0.5	1.2	88	40.0	96.6	12.4	50.4	13.6	0.81	16.4	3.2	22.1	4.7	14.2	2.05	12.7
276422	40	112	620	42	25	1.0	< 0.2	5	1.4	1.3	78	75.4	178	21.9	89.3	20.4	0.89	19.8	3.4	20.1	4.1	11.8	1.68	10.5
276423	46	97	617	43	18	0.6	< 0.2	3	3.9	1.1	80	67.0	191	23.3	91.9	20.1	0.92	19.9	3.3	18.5	3.8	10.8	1.58	10.0
276424	49	84	525	39	3	< 0.5	< 0.2	3	4.4	< 0.5	37	71.5	147	16.3	62.6	14.7	0.72	14.3	2.5	15.6	3.3	9.6	1.39	8.6
276425	40	81	590	39	6	< 0.5	< 0.2	4	3.1	1.1	95	70.2	150	17.3	67.2	14.5	0.70	14.9	2.5	15.1	3.1	9.1	1.33	8.5
276426	56	87	566	42	27	0.6	< 0.2	4	5.7	1.3	120	78.1	158	17.6	68.1	15.7	0.77	15.2	2.7	16.2	3.4	9.9	1.45	9.2
276427	49	82	596	43	8	0.6	< 0.2	4	6.3	1.2	150	69.9	151	17.2	66.6	14.6	0.73	14.5	2.5	15.2	3.2	9.3	1.37	8.7
276428	48	94	608	43	13	0.6	< 0.2	5	4.8	0.7	72	76.8	158	17.4	67.6	15.4	0.79	15.3	2.7	17.2	3.6	10.7	1.55	9.7
276429	41	88	611	41	61	< 0.5	< 0.2	3	5.2	1.4	113	68.7	149	16.9	65.4	14.2	0.69	14.5	2.5	15.3	3.2	9.7	1.44	9.2
276430	55	83	604	41	35	< 0.5	< 0.2	3	4.2	1.3	115	66.7	143	16.3	63.6	13.8	0.65	14.2	2.5	15.0	3.2	9.5	1.39	8.8
276431	43	83	568	42	33	< 0.5	< 0.2	3	6.1	1.3	109	64.9	143	16.6	64.6	13.9	0.68	14.2	2.5	15.1	3.2	9.4	1.37	8.7
276432	41	84	561	38	> 100	0.6	< 0.2	3	3.4	1.3	117	70.1	144	15.8	61.6	14.2	0.67	13.5	2.4	14.9	3.2	9.5	1.39	8.9
276433	59	78	568	40	51	< 0.5	< 0.2	2	1.8	1.1	69	63.6	136	15.3	59.1	12.6	0.74	12.9	2.3	13.7	2.9	8.6	1.31	8.4
276434	44	80	594	39	38	0.7	< 0.2	2	3.7	0.7	53	64.6	137	15.4	58.6	12.5	0.61	12.8	2.1	13.6	3.0	9.1	1.35	8.7
276435	37	87	613	43	21	0.6	< 0.2	3	4.3	0.7	48	67.1	146	16.5	64.2	13.8	0.66	14.0	2.4	15.1	3.3	9.9	1.47	9.5
276436	323	37	194	20	< 2	< 0.5	< 0.2	1	8.1	1.1	209	20.1	46.6	5.82	26.0	7.1	2.52	7.5	1.3	7.7	1.5	4.1	0.58	3.5
276441	62	99	791	49	7	0.9	< 0.2	4	5.1	0.7	31	78.7	170	19.2	74.4	15.8	0.66	16.1	2.7	16.9	3.6	10.9	1.61	10.3
276443	80	42	166	24	50	< 0.5	< 0.2	2	8.0	2.5	442	35.9	76.3	8.10	29.2	6.3	0.37	6.5	1.1	7.1	1.5	4.4	0.66	4.2
276444	39	56	222	29	69	0.6	< 0.2	5	3.9	6.6	580	39.9	83.4	8.83	32.1	7.9	0.46	7.7	1.4	9.0	1.9	5.9	0.87	5.6
276446	31	47	211	29	24	< 0.5	< 0.2	4	7.3	12.3	464	44.9	98.5	10.3	38.2	7.3	0.51	7.1	1.2	7.7	1.7	5.1	0.76	4.9
276447	43	46	211	28	26	< 0.5	< 0.2	4	9.9	9.8	305	46.9	101	10.5	38.2	7.4	0.57	7.5	1.3	8.0	1.7	5.1	0.76	4.9
276448	67	42	170	22	11	< 0.5	< 0.2	3	7.1	3.8	292	40.6	87.5	9.11	31.9	6.5	0.51	6.4	1.1	6.8	1.5	4.4	0.65	4.2
276449	66	46	200	26	> 100	< 0.5	< 0.2	4	6.9	3.9	289	45.3	98.1	9.91	35.0	7.1	0.52	7.2	1.3	7.6	1.6	4.9	0.73	4.7
276450	46	45	204	26	16	< 0.5	< 0.2	4	21.3	6.8	260	48.2	104	10.7	37.6	7.6	0.49	7.2	1.2	7.5	1.6	4.9	0.74	4.9
276452	34	43	175	26	5	< 0.5	< 0.2	5	8.3	7.1	195	42.3	91.1	9.47	33.8	6.9	0.42	6.7	1.2	7.2	1.5	4.7	0.70	4.6
276453	35	51	212	31	40	< 0.5	< 0.2	4	6.4	6.6	236	46.4	101	10.7	37.4	7.9	0.47	7.8	1.4	8.4	1.8	5.6	0.84	5.4
276454	41	44	180	26	20	< 0.5	< 0.2	4	6.0	7.5	264	47.3	95.4	9.61	33.9	7.4	0.47	6.7	1.2	7.6	1.6	4.9	0.73	4.8
276455	42	43	173	26	10	< 0.5	< 0.2	4	6.0	7.1	237	45.4	93.8	9.48	32.9	7.3	0.45	6.5	1.2	7.3	1.6	4.8	0.72	4.6
276456	50	50	204	29	47	< 0.5	< 0.2	3	5.3	7.5	294	43.7	94.5	10.1	36.0	7.4	0.60	7.6	1.3	8.3	1.6	5.3	0.79	5.1
276457	61	47	204	29	8	< 0.5	< 0.2	3	3.8	4.3	271	41.9	90.4	9.44	33.6	7.2	0.52	7.3	1.3	7.8	1.7	5.0	0.75	4.9
276458	43	50	206	30	7	< 0.5	< 0.2	4	6.7	4.5	233	42.6	93.4	10.00	35.9	7.6	0.47	7.9	1.4	8.4	1.8	5.4	0.81	5.3
276459	53	42	160	27	33	< 0.5	< 0.2	4	4.7	2.2	215	40.9	85.1	8.83	30.9	7.2	0.38	6.7	1.2	7.3	1.5	4.6	0.68	4.4
276461	70	47	189	28	22	< 0.5	< 0.2	4	4.5	2.4	274	42.2	91.8	9.68	34.9	7.5	0.43	7.5	1.3	8.0	1.7	5.1	0.77	5.0
276462	64	50	202	32	25	< 0.5	< 0.2	4	14.8	2.9	254	43.0	93.8	10.0	35.9	7.7	0.46	7.7	1.3	8.5	1.8	5.5	0.81	5.2
276463	62	51	200	30	11	< 0.5	< 0.2	4	6.2	3.4	233	44.2	96.0	10.2	36.0	7.8	0.43	8.0	1.4	8.6	1.8	5.5	0.82	5.3
276464	60	44	197	31	24	< 0.5	< 0.2	5	10.2	7.0	255	45.4	98.6	10.3	35.8	7.5	0.41	7.1	1.2	7.4	1.6	4.9	0.75	5.0
276465	83	43	111	24	82	< 0.5	< 0.2	4	6.0	2.4	197	43.4	88.8	8.97	31.2	7.1	0.31	6.1	1.1	7.2	1.6	4.8	0.72	4.7
276467	79	114	459	65	> 100	< 0.5	< 0.2	6	7.9	3.4	201	89.3	197	22.6	85.7	19.6	0.51	19.8	3.3	20.8	4.4	12.9	1.90	12.1
276468	84	129	490	70	75	< 0.5	< 0.2	7	4.0	2.0	156	98.4	214	24.6	93.6	21.5	0.43	22.0	3.7	22.9	4.7	13.7	2.00	12.8
276469	74	96	388	71	36	< 0.5	< 0.2	6	1.5	2.0	125	84.2	180	24.0	83.6	18.5	0.36	18.4	3.0	18.6	3.8	11.2	1.65	10.5
276470	117	84	349	61	10	< 0.5	< 0.2	6	1.4	1.6	151	73.9	158	21.1	72.6	16.2	0.32	16.2	2.8	16.4	3.4	9.8	1.45	9.3
276471	171	85	350	60	2	< 0.5	< 0.2	5	< 0.5	2.4	145	73.3	155	20.8	72.0	16.1	0.32	16.1	2.8	16.3	3.3	9.7	1.42	9.1
276472	57	81	334	63	2	< 0.5	< 0.2	4	4.4	3.0	71	68.9	150	19.6	68.9	15.3	0.25	15.1	2.6	15.6	3.2	9.2	1.38	8.7
276473	65	84	344	61	7	< 0.5	< 0.2	6	0.9	3.3	65	73.8	159	21.1	73.0	16.2	0.25	15.9	2.7	16.3	3.4	9.8	1.46	9.4
276474	61	92	344	63	14	< 0.5	< 0.2	5	1.7	3.6	59	72.5	156	20.9	73.3	18.6	0.29	16.9	2.9	17.6	3.6	10.4	1.52	9.6

Activation Laboratories Ltd. Report: A07-5818

Analyte Symbol	Sr	Y	Zr	Nb	Mo	Ag	In	Sn	Sb	Cs	Ba	La	Ce	Pr	Nd	Sm	Eu	Gd	Tb	Dy	Ho	Er	Tm	Yb
Unit Symbol	ppm	ppm	ppm	ppm	ppm	ppm	ppm	ppm	ppm	ppm	ppm	ppm	ppm	ppm	ppm	ppm	ppm	ppm	ppm	ppm	ppm	ppm	ppm	ppm
Detection Limit	2	2	4	1	2	0.5	0.2	1	0.5	0.5	3	0.1	0.1	0.05	0.1	0.1	0.05	0.1	0.1	0.1	0.1	0.1	0.05	0.1
Analysis Method	FUS-ICP	FUS-ICP	FUS-ICP	FUS-MS	FUS-MS	FUS-MS	FUS-MS	FUS-MS	FUS-MS	FUS-MS	FUS-ICP	FUS-MS	FUS-MS	FUS-MS	FUS-MS	FUS-MS	FUS-MS	FUS-MS	FUS-MS	FUS-MS	FUS-MS	FUS-MS	FUS-MS	FUS-MS
276475	70	85	336	62	57	< 0.5	< 0.2	4	1.1	4.0	78	71.4	153	20.2	70.6	16.0	0.26	15.8	2.7	16.0	3.3	9.6	1.42	9.0
276476	118	68	293	47	10	< 0.5	< 0.2	4	5.9	4.1	191	60.4	128	15.8	57.7	14.2	1.16	13.3	2.3	13.8	2.8	8.1	1.16	7.4
276477	83	84	348	64	6	< 0.5	< 0.2	5	< 0.5	3.9	125	75.6	164	21.5	75.6	16.8	0.33	16.6	2.8	16.8	3.5	10.0	1.48	9.4
276478	70	82	320	54	7	< 0.5	< 0.2	5	5.3	3.3	68	71.8	154	18.4	68.5	16.3	0.26	15.4	2.7	16.1	3.3	9.7	1.41	8.9
276479	62	85	343	63	4	< 0.5	< 0.2	5	4.6	3.7	66	70.1	151	20.4	71.2	15.8	0.27	15.7	2.7	16.1	3.3	9.5	1.42	9.1
276480	73	84	345	65	4	< 0.5	< 0.2	5	2.3	3.9	84	74.4	160	21.3	73.0	16.5	0.27	16.3	2.8	16.5	3.4	9.9	1.45	9.2
276481	69	83	344	63	11	< 0.5	< 0.2	5	1.8	3.9	79	72.1	157	20.8	72.8	16.3	0.26	16.3	2.7	16.6	3.4	9.6	1.44	9.2
276482	91	86	349	62	14	< 0.5	< 0.2	5	< 0.5	3.7	85	71.5	156	20.9	72.7	16.5	0.27	16.6	2.8	16.9	3.5	9.8	1.47	9.4
276483	58	75	312	55	3	< 0.5	< 0.2	4	< 0.5	3.4	77	65.8	142	18.9	66.3	14.6	0.24	14.6	2.4	14.6	3.0	8.8	1.31	8.4
276484	59	71	296	54	< 2	< 0.5	< 0.2	4	< 0.5	3.1	78	60.6	131	17.3	60.5	13.6	0.24	13.3	2.3	13.5	2.8	8.2	1.22	7.9
276485	76	74	315	50	< 2	< 0.5	< 0.2	5	3.0	2.4	101	59.3	127	15.0	55.7	13.9	0.24	12.8	2.2	13.9	2.9	8.4	1.23	7.8
276486	95	74	273	49	< 2	< 0.5	< 0.2	4	2.8	2.2	102	55.0	118	15.6	58.0	12.8	0.25	12.5	2.1	13.7	2.8	8.3	1.23	7.9
276487	76	84	305	57	3	< 0.5	< 0.2	5	1.3	2.4	124	57.0	123	16.4	58.9	13.7	0.26	13.6	2.4	15.2	3.2	9.4	1.39	9.0
276488	57	108	413	77	< 2	< 0.5	< 0.2	6	0.8	1.4	90	78.7	164	22.0	78.7	18.4	0.34	17.8	3.1	19.6	4.1	11.9	1.77	11.3
276489	58	94	364	73	< 2	< 0.5	< 0.2	6	2.6	1.1	78	68.0	146	19.7	69.5	16.3	0.26	15.6	2.8	17.3	3.8	10.5	1.57	10.2
276490	41	85	347	64	< 2	< 0.5	< 0.2	6	< 0.5	< 0.5	42	55.0	119	15.9	56.2	13.4	0.27	13.5	2.4	14.8	3.1	9.1	1.36	8.7
276491	39	84	329	69	< 2	< 0.5	< 0.2	6	1.4	0.6	59	47.9	105	14.1	50.5	12.8	0.31	13.0	2.4	15.1	3.2	9.3	1.37	8.7
276492	69	102	340	68	< 2	< 0.5	< 0.2	7	4.7	< 0.5	25	61.8	133	16.3	61.3	16.5	0.30	16.5	3.0	18.8	3.9	11.4	1.65	10.4
276493	57	89	328	62	< 2	< 0.5	< 0.2	6	3.8	< 0.5	36	52.4	114	13.9	52.1	13.8	0.24	13.5	2.5	15.8	3.3	9.9	1.43	9.0
276494	272	49	270	29	< 2	< 0.5	< 0.2	2	4.0	4.2	733	27.6	63.5	8.64	36.8	9.4	3.21	9.7	1.7	9.7	1.9	5.2	0.73	4.5
276495	292	47	295	34	< 2	< 0.5	< 0.2	2	4.7	4.8	544	28.5	62.3	9.21	37.8	9.1	3.13	9.7	1.6	9.6	1.9	5.2	0.74	4.6
276496	76	79	560	44	14	< 0.5	< 0.2	4	3.3	1.0	108	65.0	135	15.9	59.4	13.6	0.69	12.5	2.3	14.4	3.0	9.0	1.34	8.6
276497	258	45	194	16	2	< 0.5	< 0.2	5	< 0.5	< 0.5	51	23.2	51.9	6.56	30.2	8.0	2.92	8.4	1.5	8.8	1.7	4.8	0.68	4.1
276498	255	46	277	25	< 2	< 0.5	< 0.2	2	2.6	4.5	722	27.2	63.3	8.50	36.2	9.5	3.19	9.6	1.6	9.7	1.9	5.2	0.73	4.4
276499	37	106	387	94	3	< 0.5	< 0.2	6	< 0.5	2.0	68	55.1	124	16.7	63.5	15.3	0.17	16.4	3.0	19.1	4.0	11.6	1.74	11.1

Analyte Symbol	Lu	Hf	Ta	W	Tl	Pb	Bi	Th	U	U	Mass
Unit Symbol	ppm	ppm	ppm	ppm	ppm	ppm	ppm	ppm	ppm	ppm	g
Detection Limit	0.04	0.2	0.1	1	0.1	5	0.4	0.1	0.1	0.1	
Analysis Method	FUS-MS	FUS-MS	FUS-MS	FUS-MS	FUS-MS	FUS-MS	FUS-MS	FUS-MS	FUS-MS	DNC	DNC
276301	1.46	16.6	2.5	< 1	1.8	61	< 0.4	16.6	2.9	2.7	1.057
276303	2.64	25.6	7.6	< 1	1.0	21	< 0.4	37.7	10.6	10.8	1.059
276315	2.51	28.8	4.8	< 1	< 0.1	7	< 0.4	27.9	10.9	10.7	1.010
276317	1.98	21.8	3.7	1	0.2	78	< 0.4	21.8	16.2	16.5	1.033
276325	1.80	20.7	3.6	1	1.1	131	0.6	22.5	12.7	12.8	1.046
276327	1.56	17.3	2.7	1	1.7	89	< 0.4	19.5	10.1	9.4	1.011
276330	2.24	23.6	4.3	1	1.9	26	< 0.4	28.0	13.8	13.8	1.077
276332	2.75	22.3	4.1	3	< 0.1	39	1.3	26.3	8.0	7.5	1.044
276333	2.52	25.2	4.3	1	< 0.1	16	0.5	25.2	6.9	7.5	1.015
276339	0.55	6.7	1.1	1	1.8	7	< 0.4	6.6	2.0	2.4	1.009
276341	0.57	9.2	1.6	2	2.2	36	5.1	8.4	2.1	1.9	1.090
276344	0.63	8.0	1.2	1	3.4	27	< 0.4	9.2	2.5	2.2	1.024
276345	0.50	7.2	1.3	2	2.6	25	< 0.4	9.7	2.4	2.6	1.068
276346	0.61	6.9	1.2	2	4.1	44	< 0.4	10.0	2.5	2.6	1.051
276347	2.51	26.7	12.1	2	4.3	138	4.7	42.6	12.9	12.8	1.061
276348	2.13	21.3	8.7	< 1	1.4	72	1.1	32.5	10.4	10.4	1.036
276349	1.83	18.4	6.3	1	1.7	246	9.7	27.6	7.9	7.6	1.059
276351	1.58	16.5	7.0	2	2.4	35	26.4	25.0	7.2	7.8	1.060
276354	2.94	29.1	11.8	2	5.6	19	8.3	42.4	13.8	13.7	1.070
276356	1.71	18.8	7.2	2	4.9	43	265	27.2	8.0	8.3	1.051
276361	1.84	19.3	4.1	< 1	0.3	16	33.2	20.8	16.7	19.2	1.030
276368	1.80	22.2	3.8	< 1	< 0.1	9	7.0	22.5	35.7	36.3	1.020
276369	1.50	16.4	3.0	< 1	< 0.1	141	26.2	17.5	6.3	7.0	1.079
276371	2.41	26.7	4.7	1	< 0.1	97	21.0	28.2	87.6	97.0	1.039
276373	2.61	28.1	4.9	2	< 0.1	26	12.6	29.3	38.7	42.5	1.014
276374	2.51	28.6	4.7	1	< 0.1	17	10.1	28.1	29.9	30.6	1.062
276379	1.30	13.1	2.4	7	0.1	57	59.7	12.1	13.1	14.6	1.080
276380	2.06	21.0	4.0	2	< 0.1	25	4.8	21.4	21.4	22.9	1.024
276381	0.78	8.0	1.6	4	0.6	117	1.5	5.9	9.9	10.0	1.062
276382	2.19	24.1	4.2	2	< 0.1	17	2.1	28.1	80.7	79.2	1.085
276383	2.49	28.3	4.9	2	< 0.1	63	3.1	28.2	51.3	55.6	1.017
276385	2.19	23.3	4.0	1	< 0.1	364	8.7	26.1	52.2	57.2	1.087
276386	1.84	20.4	3.0	1	0.1	45	< 0.4	22.8	25.9	24.0	1.029
276387	1.59	18.7	2.8	1	0.6	84	< 0.4	20.6	13.2	12.8	1.064
276388	1.66	18.3	3.2	2	0.4	73	< 0.4	21.1	22.3	21.9	1.079
276393	1.55	17.1	2.5	2	0.3	82	0.5	14.9	13.2	12.7	1.059
276395	1.29	17.6	2.5	1	1.8	115	< 0.4	16.8	2.5	2.8	1.072
276396	1.85	21.4	3.2	1	0.4	114	0.6	22.0	28.8	27.3	1.034
276397	1.39	16.6	2.7	1	1.7	47	< 0.4	16.6	3.2	3.1	1.062
276399	1.51	17.5	2.5	1	1.2	35	< 0.4	22.5	7.1	7.2	1.078
276400	1.33	15.2	2.3	1	1.6	37	< 0.4	23.0	3.5	3.4	1.062
276401	1.26	15.8	2.2	1	1.5	44	< 0.4	13.9	2.6	2.5	1.035
276402	1.10	13.6	2.1	1	0.8	44	< 0.4	11.4	5.3	5.5	1.079
276403	1.18	14.0	2.3	1	1.3	143	0.8	12.6	4.2	4.5	1.010
276404	2.14	19.5	3.6	2	< 0.1	34	1.8	21.3	15.0	15.7	1.081
276405	1.50	16.3	3.0	1	< 0.1	36	1.4	17.3	6.5	6.9	1.028
276406	1.82	18.4	3.3	2	< 0.1	23	0.7	19.2	8.2	8.4	1.064
276407	1.47	15.3	2.3	1	0.9	55	< 0.4	15.1	4.2	3.9	1.072
276408	1.47	15.8	2.3	1	1.0	56	< 0.4	17.4	4.4	4.0	1.085
276409	1.57	14.7	2.7	1	1.2	60	< 0.4	17.2	5.1	5.1	1.081
276410	1.35	15.0	2.6	1	1.8	52	< 0.4	17.6	3.7	3.7	1.074
276411	1.35	13.1	2.3	< 1	0.7	190	< 0.4	16.0	3.7	3.3	1.061

Analyte Symbol	Lu	Hf	Ta	W	Tl	Pb	Bi	Th	U	U	Mass
Unit Symbol	ppm	ppm	ppm	ppm	ppm	ppm	ppm	ppm	ppm	ppm	g
Detection Limit	0.04	0.2	0.1	1	0.1	5	0.4	0.1	0.1	0.1	
Analysis Method	FUS-MS	FUS-MS	FUS-MS	FUS-MS	FUS-MS	FUS-MS	FUS-MS	FUS-MS	FUS-MS	DNC	DNC
276412	1.48	11.3	1.9	1	1.2	45	< 0.4	14.4	3.4	2.6	1.045
276413	1.43	13.8	2.4	1	1.3	32	< 0.4	17.5	3.8	3.5	1.038
276414	1.35	13.9	2.4	1	1.5	125	< 0.4	15.9	3.7	3.1	1.067
276415	1.46	12.6	2.2	1	1.7	83	0.5	14.3	3.5	3.8	1.030
276416	2.11	19.3	3.3	2	3.2	82	< 0.4	20.0	5.4	5.8	1.014
276418	1.42	14.8	2.5	< 1	2.4	75	< 0.4	16.5	3.8	3.4	1.018
276419	1.89	18.0	3.9	< 1	2.9	48	1.6	19.8	6.5	6.9	1.071
276420	1.72	13.6	2.3	1	1.9	28	0.6	17.8	4.6	4.0	1.047
276422	1.45	15.0	2.6	< 1	1.9	35	< 0.4	17.7	5.6	4.5	1.036
276423	1.38	15.8	2.7	1	1.2	68	< 0.4	16.3	4.6	4.5	1.040
276424	1.17	14.3	2.5	2	0.4	49	< 0.4	16.1	8.7	8.9	1.039
276425	1.19	14.4	2.9	1	1.7	116	< 0.4	14.4	8.5	8.2	1.046
276426	1.27	15.3	2.7	1	2.3	64	< 0.4	16.6	14.4	13.5	1.062
276427	1.20	15.0	2.7	1	1.8	40	< 0.4	15.4	7.2	7.3	1.063
276428	1.34	16.3	2.8	2	1.0	63	< 0.4	16.1	23.0	22.3	1.073
276429	1.28	15.0	2.7	3	2.0	273	< 0.4	16.5	16.6	15.7	1.025
276430	1.24	14.9	2.6	2	2.1	706	< 0.4	15.5	14.6	14.6	1.012
276431	1.21	14.7	2.7	1	2.7	264	< 0.4	15.8	12.4	11.9	1.037
276432	1.25	14.3	2.5	< 1	2.6	75	< 0.4	15.5	18.2	18.6	1.052
276433	1.17	14.2	2.6	2	1.5	42	< 0.4	14.8	12.8	12.5	1.047
276434	1.20	14.5	2.4	1	1.2	32	< 0.4	16.3	16.3	16.2	1.037
276435	1.32	15.2	2.6	1	1.2	33	< 0.4	16.9	15.4	14.2	1.069
276438	0.48	6.5	1.3	1	0.4	67	< 0.4	1.2	0.5	0.5	1.046
276441	1.45	17.8	3.1	1	0.2	125	0.4	18.7	10.2	10.0	1.005
276443	0.59	5.9	1.8	1	3.4	341	0.7	16.0	4.8	4.8	1.066
276444	0.77	7.8	3.2	1	4.4	133	2.5	21.5	6.8	7.2	1.040
276446	0.69	7.0	2.4	2	3.2	223	0.8	24.3	7.4	8.7	1.070
276447	0.69	7.0	2.3	2	3.4	154	< 0.4	22.5	7.4	7.4	1.004
276448	0.59	5.8	1.9	1	4.1	55	< 0.4	20.0	5.7	6.0	1.045
276449	0.67	6.7	2.2	1	4.6	42	0.4	23.1	9.1	8.8	1.030
276450	0.69	6.9	2.3	1	3.8	37	< 0.4	24.7	7.5	7.5	1.015
276452	0.64	6.2	2.2	< 1	3.3	32	< 0.4	22.1	6.6	5.8	1.057
276453	0.75	7.3	2.6	1	3.1	119	< 0.4	24.7	7.8	7.0	1.049
276454	0.66	6.4	2.2	1	3.4	92	< 0.4	22.3	6.4	6.5	1.051
276455	0.66	6.4	2.2	< 1	3.1	97	< 0.4	22.2	6.2	6.5	1.039
276456	0.71	6.7	2.2	1	2.9	64	< 0.4	22.5	7.0	6.8	1.075
276457	0.70	6.9	2.1	2	2.5	79	< 0.4	21.4	6.6	6.3	1.075
276458	0.75	7.0	2.4	1	3.0	70	< 0.4	22.7	6.9	6.9	1.023
276459	0.63	6.1	2.1	< 1	2.6	64	0.6	19.9	5.7	6.1	1.069
276461	0.70	6.5	2.3	< 1	2.9	59	0.4	22.4	6.4	6.0	1.073
276462	0.73	7.1	2.3	1	3.3	62	0.6	22.0	7.4	7.0	1.026
276463	0.75	6.9	2.3	1	3.0	37	< 0.4	22.0	8.2	7.9	1.063
276464	0.72	6.7	2.6	1	3.4	35	0.5	23.8	9.8	9.6	1.027
276465	0.68	4.4	2.3	< 1	3.5	39	1.1	26.8	7.2	7.9	1.046
276467	1.68	16.1	4.2	1	4.2	59	1.1	26.8	9.6	8.4	1.071
276468	1.74	16.5	4.5	< 1	3.4	59	0.6	28.3	9.0	8.2	1.060
276469	1.47	14.2	4.1	< 1	2.7	78	0.6	25.8	7.5	6.8	1.039
276470	1.30	12.8	3.7	< 1	1.5	47	0.7	22.9	5.8	5.6	1.088
276471	1.25	12.5	3.6	< 1	2.6	92	1.8	22.2	4.9	4.4	1.053
276472	1.21	11.9	3.5	< 1	3.1	49	< 0.4	21.5	4.3	4.0	1.000
276473	1.32	12.4	3.7	< 1	3.3	97	< 0.4	22.7	4.4	4.2	1.057
276474	1.31	12.2	3.6	< 1	3.3	225	< 0.4	22.3	4.6	4.3	1.002

Analyte Symbol	Lu	Hf	Ta	W	Tl	Pb	Bi	Th	U	U	Mass
Unit Symbol	ppm	ppm	ppm	ppm	ppm	ppm	ppm	ppm	ppm	ppm	g
Detection Limit	0.04	0.2	0.1	1	0.1	5	0.4	0.1	0.1	0.1	
Analysis Method	FUS-MS	FUS-MS	FUS-MS	FUS-MS	FUS-MS	FUS-MS	FUS-MS	FUS-MS	FUS-MS	DNC	DNC
276475	1.24	11.9	3.6	< 1	3.4	231	< 0.4	21.5	4.9	4.6	1.054
276476	1.02	10.6	2.8	1	2.4	90	< 0.4	15.2	3.3	3.5	1.054
276477	1.31	12.6	3.8	< 1	2.8	50	< 0.4	23.0	4.2	3.7	1.024
276478	1.23	12.1	3.5	< 1	3.6	118	< 0.4	20.8	4.0	4.2	1.065
276479	1.26	12.1	3.7	1	3.2	100	< 0.4	21.5	4.4	4.2	1.037
276480	1.28	12.8	3.6	< 1	3.2	142	< 0.4	22.5	4.3	3.8	1.083
276481	1.29	12.6	3.8	< 1	3.4	124	< 0.4	22.6	4.6	4.7	1.007
276482	1.31	12.4	3.7	< 1	2.8	60	< 0.4	22.3	4.7	4.7	1.001
276483	1.17	11.2	3.4	< 1	3.0	43	< 0.4	20.2	4.6	4.2	1.056
276484	1.10	10.4	3.2	< 1	3.0	48	< 0.4	19.2	4.5	4.3	1.015
276485	1.10	11.2	3.0	< 1	3.6	80	0.6	20.1	4.2	3.6	1.009
276486	1.14	10.0	3.1	< 1	2.8	50	0.4	19.6	4.4	3.6	1.025
276487	1.27	11.7	2.9	< 1	2.6	59	< 0.4	21.3	8.0	6.9	1.046
276488	1.58	15.0	4.3	1	2.1	53	0.4	28.0	7.9	6.5	1.050
276489	1.45	13.6	3.9	< 1	1.8	59	0.6	25.8	6.6	5.4	1.057
276490	1.23	12.7	3.7	< 1	0.5	35	0.5	21.6	6.6	5.9	1.058
276491	1.21	12.4	3.8	1	0.7	45	1.5	21.0	6.8	5.9	1.053
276492	1.44	14.1	4.0	< 1	0.2	57	2.3	23.7	7.1	6.3	1.060
276493	1.23	12.0	3.9	< 1	0.4	44	1.9	21.1	6.3	6.2	1.017
276494	0.63	7.3	1.6	< 1	1.6	196	< 0.4	2.2	0.8	0.6	1.083
276495	0.64	7.4	1.5	< 1	1.0	175	< 0.4	2.4	0.9	1.2	1.083
276496	1.24	14.9	2.5	1	1.5	57	< 0.4	17.0	11.6	10.9	1.076
276497	0.58	5.4	1.0	3	0.1	36	0.5	1.6	1.1	0.9	1.061
276498	0.63	7.2	1.7	< 1	1.7	199	< 0.4	2.1	1.2	0.5	1.062
276499	1.54	14.1	5.0	< 1	1.2	10	< 0.4	21.3	5.8	5.8	1.039

Quality Control

Analyte Symbol	SiO2	Al2O3	Fe2O3(T)	MnO	MgO	CaO	Na2O	K2O	TiO2	P2O5	LOI	Total	Sc	Be	V	Cr	Co	Ni	Cu	Zn	Ga	Ge	As	Rb
Unit Symbol	%	%	%	%	%	%	%	%	%	%	%	%	ppm	ppm	ppm	ppm	ppm	ppm	ppm	ppm	ppm	ppm	ppm	ppm
Detection Limit	0.01	0.01	0.01	0.001	0.01	0.01	0.01	0.01	0.001	0.01	0.01	0.01	1	1	5	20	1	20	10	30	1	1	5	2
Analysis Method	FUS-ICP	FUS-ICP	FUS-ICP	FUS-ICP	FUS-ICP	FUS-ICP	FUS-ICP	FUS-ICP	FUS-ICP	FUS-ICP	FUS-ICP	FUS-ICP	FUS-ICP	FUS-ICP	FUS-ICP	FUS-MS	FUS-MS	FUS-MS	FUS-MS	FUS-MS	FUS-MS	FUS-MS	FUS-MS	FUS-MS
GXR-1 Meas																< 20	7	30	1110	780	17		429	3
GXR-1 Cert																12.0	8.20	41.0	1110	780	13.8		427	14.0
WMG-1 Meas																800	200	2460	5460	120	11		7	
WMG-1 Cert																770	200	2700	5900	110	10.3		7.00	
DH-1a Meas																								
DH-1a Cert																								
DH-1a Meas																								
DH-1a Cert																								
NIST 694 Meas	11.24	1.91	0.71	0.011	0.33	43.30	0.86	0.57	0.109	30.16					1667									
NIST 694 Cert	11.2	1.80	0.790	0.0116	0.330	43.6	0.860	0.510	0.110	30.2					1740									
NIST 694 Meas	11.65	1.95	0.73	0.011	0.33	43.49	0.93	0.59	0.119	30.17					1695									
NIST 694 Cert	11.2	1.80	0.790	0.0116	0.330	43.6	0.860	0.510	0.110	30.2					1740									
DNC-1 Meas	46.69	18.33	9.80	0.148	10.15	11.27	1.90	0.20	0.476	0.07			31	< 1	155	280	56	250	100	80	15	1	< 5	4
DNC-1 Cert	47.0	18.3	9.93	0.149	10.1	11.3	1.87	0.234	0.480	0.0900			31.0	1.00	148	285	54.7	247	96.0	66.0	15.0	1.30	0.200	4.50
DNC-1 Meas	46.66	19.12	10.44	0.150	10.35	11.44	1.95	0.24	0.495	0.07			32	< 1	157									
DNC-1 Cert	47.0	18.3	9.93	0.149	10.1	11.3	1.87	0.234	0.480	0.0900			31.0	1.00	148									
BIR-1 Meas	48.62	15.66	11.26	0.176	9.82	13.49	1.86	0.02	0.982	0.03			44	< 1	342	400	51	170	130	100	17	1	< 5	< 2
BIR-1 Cert	47.8	15.4	11.3	0.171	9.68	13.2	1.75	0.0300	0.960	0.0500			44.0	0.580	313	382	51.4	166	126	71.0	18.0	1.50	0.440	0.250
BIR-1 Meas	48.62	15.23	11.26	0.166	9.28	12.89	1.75	0.04	0.941	0.03			42	1	321									
BIR-1 Cert	47.8	15.4	11.3	0.171	9.68	13.2	1.75	0.0300	0.960	0.0500			44.0	0.580	313									
GXR-2 Meas																30	8	< 20	80	550	35		11	80
GXR-2 Cert																36.0	8.60	21.0	78.0	530	37.0		25.0	78.0
FK-N Meas	62.99	16.07	0.12	0.002	< 0.01	0.10	2.39	12.54	0.007	0.02			< 1	< 1	< 5									
FK-N Cert	65.0	16.6	0.0900	0.00500	0.0100	0.110	2.58	12.6	0.0200	0.0240			1.00	1.00	5.00									
FK-N Meas	58.15	16.78	0.08	0.002	< 0.01	0.09	2.22	11.95	0.004	0.01			< 1	1	< 5									
FK-N Cert	65.0	16.6	0.0900	0.00500	0.0100	0.110	2.58	12.6	0.0200	0.0240			1.00	1.00	5.00									
LKSD-3 Meas																70	29	40	30	150			17	76
LKSD-3 Cert																67.0	30.0	47.0	35.0	152			27.0	78.0
MAG-1 (Depleted) Meas																60	20	40	30	140	21		6	142
MAG-1 (Depleted) Cert																97.0	20.4	53.0	30.0	130	20.4		9.20	149
NIST 1633b Meas	49.71	28.87	10.94	0.018	0.78	2.17	0.27	2.44	1.317	0.58			41		309									
NIST 1633b Cert	49.2	28.4	11.1	0.0200	0.800	2.11	0.270	2.35	1.32	0.530			41.0		296									
NIST 1633b Meas	48.90	28.42	11.29	0.018	0.79	2.14	0.36	2.43	1.291	0.56			40		298									
NIST 1633b Cert	49.2	28.4	11.1	0.0200	0.800	2.11	0.270	2.35	1.32	0.530			41.0		296									
SY-2 Meas																								
SY-2 Cert																								
SY-2 Meas																								
SY-2 Cert																								
SY-3 Meas	59.50	11.80	6.00	0.317	2.56	7.87	4.22	4.58	0.134	0.45			7	22	49									
SY-3 Cert	59.6	11.8	6.49	0.320	2.67	8.25	4.12	4.23	0.150	0.540			7.00	20.0	50.0									
SY-3 Meas	63.56	12.67	6.66	0.328	2.73	8.24	4.30	5.05	0.144	0.48			7	22	52									
SY-3 Cert	59.6	11.8	6.49	0.320	2.67	8.25	4.12	4.23	0.150	0.540			7.00	20.0	50.0									
W-2a Meas	52.65	15.39	10.55	0.167	6.32	10.92	2.28	0.65	1.079	0.14			35	1	279	90	42	60	110	100	18	2	< 5	21
W-2a Cert	52.4	15.4	10.7	0.163	6.37	10.9	2.14	0.626	1.06	0.130			36.0	1.30	262	92.0	43.0	70.0	110	80.0	17.0	1.00	1.20	21.0
W-2a Meas	51.77	15.24	10.58	0.168	6.32	10.82	2.19	0.52	1.074	0.18			35	2	279									
W-2a Cert	52.4	15.4	10.7	0.163	6.37	10.9	2.14	0.626	1.06	0.130			36.0	1.30	262									
W-2a Meas	51.77	15.24	10.58	0.168	6.32	10.82	2.19	0.52	1.074	0.18			35	2	279									
W-2a Cert	52.4	15.4	10.7	0.163	6.37	10.9	2.14	0.626	1.06	0.130			36.0	1.30	262									
NIST 696 Meas	3.72	53.53	8.34	0.004	0.02	0.02		< 0.01	2.592	0.05					397									
NIST 696 Cert	3.79	54.5	8.70	0.00400	0.0120	0.0180		0.00900	2.64	0.0500					403									
NIST 696 Meas	3.58	51.72	8.33	0.004	0.01	0.02		< 0.01	2.478	0.05					377									
NIST 696 Cert	3.79	54.5	8.70	0.00400	0.0120	0.0180		0.00900	2.64	0.0500					403									
BL-4a Meas																								
BL-4a Cert																								
JSD-3 Meas	76.04	9.79	4.22	0.145	1.13	0.56	0.41	2.00	0.414	0.09														
JSD-3 Cert	76.000	9.908	4.365	0.148	1.17	0.56	0.411	1.971	0.403	0.0517														
JSD-3 Meas	77.16	10.02	4.15	0.142	1.16	0.56	0.48	2.07	0.411	0.09														

Quality Control

Analyte Symbol	SiO2	Al2O3	Fe2O3(T)	MnO	MgO	CaO	Na2O	K2O	TiO2	P2O5	LOI	Total	Sc	Be	V	Cr	Co	Ni	Cu	Zn	Ga	Ge	As	Rb
Unit Symbol	%	%	%	%	%	%	%	%	%	%	%	%	ppm	ppm	ppm	ppm	ppm	ppm	ppm	ppm	ppm	ppm	ppm	ppm
Detection Limit	0.01	0.01	0.01	0.001	0.01	0.01	0.01	0.01	0.001	0.01	0.01	0.01	1	1	5	20	1	20	10	30	1	1	5	2
Analysis Method	FUS-ICP	FUS-ICP	FUS-ICP	FUS-ICP	FUS-ICP	FUS-ICP	FUS-ICP	FUS-ICP	FUS-ICP	FUS-ICP	FUS-ICP	FUS-ICP	FUS-ICP	FUS-ICP	FUS-ICP	FUS-MS	FUS-MS	FUS-MS	FUS-MS	FUS-MS	FUS-MS	FUS-MS	FUS-MS	FUS-MS
JSD-3 Cert	76.000	9.908	4.368	0.148	1.17	0.56	0.411	1.971	0.403	0.0817														
CTA-AC-1 Meas																	< 1		60	40				
CTA-AC-1 Cert																	2.72		54.0	38.0				
276347 Orig	69.08	12.78	4.16	0.050	1.58	1.90	1.65	5.39	0.451	0.07	1.90	99.02	7	5	58	30	12	< 20	80	160	30	2	< 5	212
276347 Dup	68.97	12.75	4.16	0.050	1.58	1.90	1.65	5.27	0.449	0.07	1.90	98.74	6	5	58	30	11	< 20	60	160	30	2	5	211
276382 Split	61.80	17.90	4.06	0.074	0.24	3.80	9.09	0.06	0.355	0.19	1.42	98.98	1	4	47	< 20	2	< 20	40	30	55	2	< 5	2
276382 Split	61.82	18.04	3.99	0.075	0.22	3.54	9.09	0.43	0.349	0.17	1.42	99.14	2	4	43	< 20	2	< 20	40	30	55	2	< 5	2
276382 Split	61.82	18.04	3.99	0.075	0.22	3.54	9.09	0.43	0.349	0.17	1.42	99.14	2	4	43									
276385 Orig	60.91	15.99	4.53	0.085	0.56	5.18	7.88	0.13	0.406	0.12	3.89	99.48	3	4	39	20	6	< 20	40	170	38	1	11	2
276385 Dup	62.41	15.13	4.33	0.084	0.52	4.87	7.58	0.39	0.376	0.10	3.89	99.48	2	3	35	< 20	6	< 20	30	150	39	1	10	< 2
276406 Orig	78.18	10.08	3.57	0.036	0.12	0.26	3.59	3.38	0.218	0.03	0.80	100.3	1	5	< 5	< 20	1	< 20	20	380	22	< 1	14	92
276406 Dup	77.29	9.96	3.80	0.040	0.12	0.27	3.52	3.50	0.221	0.03	0.80	99.54	1	5	12	< 20	1	< 20	20	390	23	< 1	16	97
276409 Split	74.72	10.40	4.19	0.040	0.12	0.57	3.65	3.57	0.234	0.04	0.94	98.48	< 1	7	8	< 20	2	< 20	30	200	25	< 1	14	98
276409 Split	75.80	10.56	4.07	0.036	0.12	0.53	3.64	3.61	0.227	0.04	0.94	99.58	2	7	9									
276420 Split	75.46	9.00	6.34	0.036	0.14	0.29	1.82	5.36	0.204	0.02	0.00	98.66	< 1	6	6	< 20	2	< 20	20	260	18	< 1	11	153
276420 Split	76.29	9.33	6.33	0.036	0.14	0.28	1.91	5.08	0.207	0.02	0.80	100.2	1	6	< 5									
276425 Orig	78.46	10.02	3.26	0.026	0.06	0.25	2.45	4.89	0.221	0.03	0.65	100.3	< 1	2	6	< 20	1	< 20	10	190	23	< 1	12	148
276425 Dup	76.61	9.91	3.25	0.026	0.07	0.27	2.49	5.07	0.214	0.04	0.65	98.60	< 1	2	6	< 20	1	< 20	20	170	20	< 1	17	132
276448 Orig	73.58	12.50	1.99	0.035	0.22	0.35	0.16	8.86	0.242	0.05	0.69	98.68	5	2	16	< 20	3	< 20	20	70	15	< 1	8	361
276448 Dup	73.37	12.48	1.99	0.036	0.22	0.37	0.18	8.89	0.235	0.05	0.69	98.47	5	2	14	< 20	3	< 20	20	70	14	< 1	10	350
276456 Split	73.88	12.33	2.23	0.027	0.27	0.25	0.17	8.07	0.264	0.05	2.00	99.53	4	3	20	< 20	3	< 20	10	130	21	< 1	40	316
276466 Orig	72.69	12.97	2.72	0.061	0.39	0.48	0.82	9.04	0.174	0.03	0.67	100.0	1	2	10	< 20	2	< 20	< 10	120	30	< 1	< 5	328
276466 Dup	71.83	13.26	2.86	0.063	0.41	0.50	0.87	9.78	0.176	0.02	0.67	100.5	1	2	10	< 20	2	< 20	10	110	30	< 1	< 5	297
276483 Orig	78.68	9.86	2.14	0.019	0.04	0.18	0.16	8.23	0.094	0.03	0.25	99.68	1	3	7	< 20	1	< 20	30	130	17	< 1	< 5	292
276483 Dup	77.77	9.81	2.13	0.019	0.04	0.16	0.16	8.13	0.090	0.03	0.25	98.60	< 1	3	< 5	< 20	1	< 20	10	140	17	1	< 5	296
276490 Split	76.35	11.73	2.24	0.028	0.12	0.31	5.55	1.83	0.133	0.03	0.65	101.0	1	5	7	20	2	< 20	20	110	28	< 1	< 5	50
276499 Split	76.40	11.25	2.45	0.038	0.17	0.57	3.36	4.46	0.167	0.03	0.79	99.70	1	5	7	< 20	2	< 20	10	80	28	1	< 5	192
Method Blank Method Blank																< 20	< 1	< 20	< 10	< 30	< 1	< 1	< 5	< 2
Method Blank Method Blank																								

Quality Control

Analyte Symbol	Sr	Y	Zr	Nb	Mo	Ag	In	Sn	Sb	Cs	Ba	La	Ce	Pr	Nd	Sm	Eu	Gd	Tb	Dy	Ho	Er	Tm	Yb
Unit Symbol	ppm	ppm	ppm	ppm	ppm	ppm	ppm	ppm	ppm	ppm	ppm	ppm	ppm	ppm	ppm	ppm	ppm	ppm	ppm	ppm	ppm	ppm	ppm	ppm
Detection Limit	2	2	4	1	2	0.5	0.2	1	0.5	0.5	3	0.1	0.1	0.05	0.1	0.1	0.05	0.1	0.1	0.1	0.1	0.1	0.05	0.1
Analysis Method	FUS-ICP	FUS-ICP	FUS-ICP	FUS-MS	FUS-MS	FUS-MS	FUS-MS	FUS-MS	FUS-MS	FUS-MS	FUS-ICP	FUS-MS	FUS-MS	FUS-MS	FUS-MS	FUS-MS	FUS-MS	FUS-MS	FUS-MS	FUS-MS	FUS-MS	FUS-MS	FUS-MS	FUS-MS
GXR-1 Meas				2	16	32.6	0.8	54	122	3.0		8.2	18.3		8.4	2.9	0.65	4.0	0.9	5.1			0.44	2.3
GXR-1 Cert				0.800	18.0	31.0	0.770	54.0	122	3.00		7.50	17.0		18.0	2.70	0.690	4.20	0.830	4.30			0.430	1.90
WMG-1 Meas				7	< 2	0.6		2	2.8	< 0.5		8.5	17.9		9.2	2.4	0.78		0.5	2.8	0.5		0.23	1.4
WMG-1 Cert				6.00	1.40	2.70		2.20	1.80	0.480		8.20	18.0		9.00	2.30	0.820		0.300	2.80	0.500		0.200	1.30
DH-1a Meas																								
DH-1a Cert																								
DH-1a Meas																								
DH-1a Cert																								
NIST 694 Meas																								
NIST 694 Cert																								
NIST 694 Meas																								
NIST 694 Cert																								
DNC-1 Meas	140	17	43	2	< 2	< 0.5			1.4	< 0.5	108	3.9	8.6	1.17	4.8	1.5	0.64	2.1	0.5	2.9	0.6	2.1	0.35	2.1
DNC-1 Cert	145	16.0	41.0	3.00	0.700	0.0270			0.950	0.340	114	3.80	10.6	1.30	4.90	1.38	0.590	2.00	0.410	2.70	0.620	2.00	0.380	2.01
DNC-1 Meas	148	17	38								110													
DNC-1 Cert	145	16.0	41.0								114													
BIR-1 Meas	109	15	19	< 1	< 2	< 0.5		< 1	0.8	< 0.5	8	0.7	2.2	0.41	2.3	1.1	0.56	1.9	0.4	2.8	0.8	1.8	0.30	1.8
BIR-1 Cert	108	16.0	16.0	0.600	0.600	0.0360		0.650	0.580	0.00500	7.00	0.620	1.95	0.380	2.50	1.10	0.540	1.85	0.360	2.50	0.570	1.70	0.250	1.65
BIR-1 Meas	105	15	16								10													
BIR-1 Cert	108	16.0	16.0								7.00													
GXR-2 Meas				11	< 2	14.4	< 0.2	2	28.4	5.4		25.5	51.8		18.2	3.5	0.75	2.9	0.5	2.6			0.28	1.7
GXR-2 Cert				11.0	2.10	17.0	0.252	1.70	49.0	5.20		25.6	51.4		19.0	3.50	0.810	3.30	0.480	3.30			0.300	2.04
FK-N Meas	38	< 2	6								203													
FK-N Cert	39.0	0.500	13.0								200													
FK-N Meas	34	< 2	< 4								184													
FK-N Cert	39.0	0.500	13.0								200													
LKSD-3 Meas				10	< 2	1.4		2	< 0.5	2.4		51.6	99.8		41.8	7.7	1.45		1.0	5.0				2.7
LKSD-3 Cert				8.00	2.00	2.70		3.00	1.30	2.30		52.0	90.0		44.0	8.00	1.50		1.00	4.90				2.70
MAG-1 (Depleted) Meas				11	< 2	< 0.5	< 0.2	3	< 0.5	6.4		39.2	78.5	9.07	30.8	6.2	1.25	5.1	0.9	4.5	0.8	2.4	0.37	2.2
MAG-1 (Depleted) Cert				12.0	1.60	0.0600	0.160	3.60	0.960	8.60		43.0	86.0	9.30	36.0	7.50	1.60	5.60	0.960	6.20	1.02	3.00	0.430	2.60
NIST 1633b Meas	1051										718													
NIST 1633b Cert	1040										709													
NIST 1633b Meas	1030										694													
NIST 1633b Cert	1040										709													
SY-2 Meas																								
SY-2 Cert																								
SY-2 Meas																								
SY-2 Cert																								
SY-3 Meas	288	134	285								453													
SY-3 Cert	302	718	320								450													
SY-3 Meas	287	134	312								463													
SY-3 Cert	302	718	320								450													
W-2a Meas	195	21	91	10	< 2	< 0.5			2.2	1.0	177	11.8	25.4		12.8	3.3	1.15		0.7	4.1	0.8	2.4	0.37	2.1
W-2a Cert	190	24.0	94.0	7.90	0.800	0.0480			0.790	0.990	182	10.0	23.0		13.0	3.30	1.00		0.630	3.80	0.760	2.50	0.360	2.10
W-2a Meas	193	21	92								171													
W-2a Cert	190	24.0	94.0								182													
W-2a Meas	193	21	92								171													
W-2a Cert	190	24.0	94.0								182													
NIST 698 Meas			1044																					
NIST 698 Cert			1040																					
NIST 698 Meas			1014																					
NIST 698 Cert			1040																					
BL-4a Meas																								
BL-4a Cert																								
JSD-3 Meas																								
JSD-3 Cert																								
JSD-3 Meas																								

Quality Control

Analyte Symbol	Sr	Y	Zr	Nb	Mo	Ag	In	Sn	Sb	Cs	Ba	La	Ce	Pr	Nd	Sm	Eu	Gd	Tb	Dy	Ho	Er	Tm	Yb
Unit Symbol	ppm	ppm	ppm	ppm	ppm	ppm	ppm	ppm	ppm	ppm	ppm	ppm	ppm	ppm	ppm	ppm	ppm	ppm	ppm	ppm	ppm	ppm	ppm	ppm
Detection Limit	2	2	4	1	2	0.5	0.2	1	0.5	0.5	3	0.1	0.1	0.05	0.1	0.1	0.05	0.1	0.1	0.1	0.1	0.1	0.05	0.1
Analysis Method	FUS-ICP	FUS-ICP	FUS-ICP	FUS-MS	FUS-MS	FUS-MS	FUS-MS	FUS-MS	FUS-MS	FUS-MS	FUS-ICP	FUS-MS	FUS-MS	FUS-MS	FUS-MS	FUS-MS	FUS-MS	FUS-MS	FUS-MS	FUS-MS	FUS-MS	FUS-MS	FUS-MS	FUS-MS
JSD-3 Cert																								
CTA-AC-1 Meas												> 2000	> 3000		1090	182	48.7	125	16.2					11.5
CTA-AC-1 Cert												2176	3326		1087	162	48.7	124	13.9					11.4
276347 Orig	170	159	583	189	45	< 0.5	0.7	73	2.9	3.8	424	31.5	74.1	9.56	41.2	11.4	0.98	14.7	3.2	24.6	5.7	18.7	2.84	18.1
276347 Dup	170	159	585	188	45	0.5	0.7	72	6.7	3.8	427	31.8	75.2	9.57	40.3	11.2	0.95	14.4	3.2	24.4	5.6	18.4	2.80	17.7
276382 Split	133	149	974	82	3	< 0.5	0.3	7	3.3	< 0.5	12	107	221	26.9	107	23.1	1.10	23.6	4.2	26.2	5.5	16.3	2.41	15.4
276382 Split	135	144	1052	82	3	< 0.5	0.3	7	3.3	< 0.5	12	107	221	29.9	107	23.1	1.10	23.6	4.2	26.2	5.5	16.3	2.41	15.4
276382 Split	135	144	1052								12													
276385 Orig	112	136	961	83	< 2	0.1	< 0.2	6	5.3	< 0.5	17	117	255	30.2	109	24.0	1.13	22.7	4.0	24.5	5.2	15.6	2.38	15.4
276385 Dup	110	133	972	83	< 2	0.1	< 0.2	6	4.0	< 0.5	15	119	258	30.5	108	23.7	1.13	22.3	3.9	24.2	5.1	15.4	2.35	15.5
276408 Orig	40	102	621	54	19	< 0.5	< 0.2	3	< 0.5	0.9	60	67.1	204	25.8	94.9	21.0	0.84	19.8	3.3	19.6	3.8	10.6	1.56	9.9
276408 Dup	41	101	617	57	20	< 0.5	< 0.2	4	2.3	0.9	61	92.0	215	27.0	98.2	22.0	1.03	20.7	3.5	20.6	4.0	11.0	1.62	10.4
276409 Split	57	136	583	56	37	< 0.5	< 0.2	5	1.5	0.9	61	90.0	196	27.9	107	24.4	1.13	24.9	4.2	25.1	5.0	14.0	2.00	12.3
276409 Split	56	135	640								61													
276420 Split	37	126	538	52	> 100	< 0.5	< 0.2	5	3.5	1.3	84	41.7	96.5	13.6	52.4	13.5	0.82	15.9	3.1	21.6	4.6	14.0	2.04	12.8
276420 Split	38	124	580								88													
276425 Orig	40	83	612	41	6	0.6	< 0.2	3	4.3	1.1	98	72.2	154	17.8	68.6	14.9	0.72	15.4	2.6	15.5	3.2	9.3	1.37	8.7
276425 Dup	39	80	568	38	6	< 0.5	< 0.2	4	1.9	1.1	93	68.3	147	16.9	65.7	14.0	0.67	14.3	2.5	14.7	3.0	8.9	1.30	8.2
276448 Orig	67	42	175	23	11	< 0.5	< 0.2	3	6.3	3.9	292	41.7	89.6	9.34	32.5	6.6	0.53	6.5	1.1	6.9	1.5	4.4	0.65	4.2
276448 Dup	66	42	166	21	11	< 0.5	< 0.2	3	7.8	3.9	292	39.4	85.2	8.88	31.3	6.4	0.49	6.2	1.1	6.8	1.4	4.3	0.65	4.2
276458 Split	43	48	186	32	7	< 0.5	< 0.2	5	5.4	4.3	219	45.0	92.2	10.4	36.2	8.3	0.48	7.4	1.3	8.5	1.8	5.4	0.80	5.2
276468 Orig	84	127	498	72	80	< 0.5	< 0.2	7	6.2	2.0	157	97.6	216	25.0	94.2	21.7	0.43	21.9	3.8	23.1	4.8	13.8	2.01	12.7
276468 Dup	84	130	482	68	71	< 0.5	< 0.2	7	1.9	2.0	156	95.2	211	24.2	93.0	21.3	0.42	22.0	3.6	22.7	4.7	13.6	1.98	12.5
276483 Orig	58	75	313	55	4	< 0.5	< 0.2	4	< 0.5	3.3	77	65.0	141	16.6	64.6	14.5	0.24	14.2	2.4	14.3	3.0	8.7	1.29	8.3
276483 Dup	58	75	311	54	3	< 0.5	< 0.2	4	< 0.5	3.4	77	66.6	143	19.2	66.0	14.8	0.25	14.9	2.5	14.9	3.1	8.9	1.32	8.5
276490 Split	40	83	344	64	< 2	< 0.5	< 0.2	6	< 0.5	< 0.5	40	58.7	120	16.0	57.6	13.6	0.29	13.7	2.4	15.1	3.2	9.3	1.38	8.9
276499 Split	36	105	383	98	3	< 0.5	< 0.2	7	1.2	2.0	65	57.2	125	17.1	65.2	15.7	0.15	16.6	3.0	19.3	4.0	12.0	1.76	11.2
Method Blank Method Blank				< 1	< 2	< 0.5	< 0.2	< 1	< 0.5	< 0.5		< 0.1	< 0.1	< 0.05	< 0.1	< 0.1	< 0.05	< 0.1	< 0.1	< 0.1	< 0.1	< 0.1	< 0.05	< 0.1
Method Blank Method Blank																								

Quality Control

Analyte Symbol	Lu	Hf	Ta	W	Tl	Pb	Bi	Th	U	U	Mass
Unit Symbol	ppm	ppm	ppm	ppm	ppm	ppm	ppm	ppm	ppm	ppm	g
Detection Limit	0.04	0.2	0.1	1	0.1	5	0.4	0.1	0.1	0.1	
Analysis Method	FUS-MS	FUS-MS	FUS-MS	FUS-MS	FUS-MS	FUS-MS	FUS-MS	FUS-MS	FUS-MS	DNC	DNC
GXR-1 Meas	0.33	0.9	< 0.1	164	0.5	730	1380	2.7	34.9		
GXR-1 Cert	0.280	0.960	0.175	164	0.390	730	1380	2.44	34.9		
WMG-1 Meas	0.21	1.6	0.3	< 1		12		1.2	0.7		
WMG-1 Cert	0.210	1.30	0.500	1.30		15.0		1.10	0.650		
DH-1a Meas										2650	
DH-1a Cert										2630	
DH-1a Meas										2610	
DH-1a Cert										2630	
NIST 694 Meas											
NIST 694 Cert											
NIST 694 Meas											
NIST 694 Cert											
DNC-1 Meas	0.33	1.1	< 0.1	< 1	< 0.1	6	< 0.4	0.3	< 0.1		
DNC-1 Cert	0.320	1.01	0.0980	0.200	0.0260	6.30	0.0200	0.200	0.100		
DNC-1 Meas											
DNC-1 Cert											
BIR-1 Meas	0.27	0.6	< 0.1	< 1	< 0.1	6	< 0.4	< 0.1	< 0.1		
BIR-1 Cert	0.260	0.600	0.0400	0.0700	0.0100	3.00	0.0200	0.0300	0.0100		
BIR-1 Meas											
BIR-1 Cert											
GXR-2 Meas	0.27	5.8	0.8	1	1.0	612	< 0.4	8.3	2.9		
GXR-2 Cert	0.270	6.30	0.900	1.90	1.03	690	0.690	8.60	2.90		
FK-N Meas											
FK-N Cert											
FK-N Meas											
FK-N Cert											
LKSD-3 Meas	0.42	4.2	0.7	1		25		11.0	4.7		
LKSD-3 Cert	0.400	4.60	0.700	2.00		29.0		11.4	4.60		
MAG-1 (Depleted) Meas	0.32	2.3	0.9	1	0.5	23	< 0.4	10.1	2.5		
MAG-1 (Depleted) Cert	0.400	3.70	1.10	1.40	0.590	24.0	0.340	11.9	2.70		
NIST 1633b Meas											
NIST 1633b Cert											
NIST 1633b Meas											
NIST 1633b Cert											
SY-2 Meas										282	
SY-2 Cert										284	
SY-2 Meas										283	
SY-2 Cert										284	
SY-3 Meas											
SY-3 Cert											
SY-3 Meas											
SY-3 Cert											
W-2a Meas	0.32	2.6	0.5	< 1	0.1	8	< 0.4	2.2	0.5		
W-2a Cert	0.330	2.60	0.500	0.300	0.200	9.30	0.0300	2.40	0.530		
W-2a Meas											
W-2a Cert											
W-2a Meas											
W-2a Cert											
NIST 696 Meas											
NIST 696 Cert											
NIST 696 Meas											
NIST 696 Cert											
BL-4a Meas										1280	
BL-4a Cert										1250	
JSD-3 Meas											
JSD-3 Cert											
JSD-3 Meas											

Quality Control

Analyte Symbol	Lu	Hf	Ta	W	Tl	Pb	Bi	Th	U	U	Mass
Unit Symbol	ppm	ppm	ppm	ppm	ppm	ppm	ppm	ppm	ppm	ppm	g
Detection Limit	0.04	0.2	0.1	1	0.1	5	0.4	0.1	0.1	0.1	
Analysis Method	FUS-MS	FUS-MS	FUS-MS	FUS-MS	FUS-MS	FUS-MS	FUS-MS	FUS-MS	FUS-MS	DNC	DNC
JSD-3 Cert											
CTA-AC-1 Meas	1.09	2.2	2.6					23.2	4.2		
CTA-AC-1 Cert	1.08	1.13	2.65					21.6	4.4		
276347 Orig	2.53	26.5	11.9	2	4.3	134	4.5	43.0	12.9		
276347 Dup	2.50	26.9	12.2	2	4.3	138	5.0	42.3	12.9		
276382 Split	2.16	26.8	4.3	2	< 0.1	14	1.1	29.3	84.5	75.6	1.058
276382 Split	2.16	26.8	4.3	2	< 0.1	14	1.1	29.3	84.5		
276382 Split											
276385 Orig	2.17	23.1	3.9	1	< 0.1	402	9.1	25.8	51.8		
276385 Dup	2.21	23.4	4.1	1	< 0.1	328	10.2	26.3	52.7		
276408 Orig	1.43	15.3	2.2	1	0.9	50	< 0.4	16.7	4.3		
276408 Dup	1.50	16.2	2.4	1	1.1	61	< 0.4	18.0	4.4		
276409 Split	1.71	16.5	2.9	1	1.1	63	< 0.4	19.5	5.2	5.1	1.052
276409 Split											
276420 Split	1.77	15.0	2.5	1	2.0	42	0.9	18.6	4.9	4.7	1.079
276420 Split											
276425 Orig	1.22	14.6	2.6	1	1.6	71	< 0.4	14.7	8.6		
276425 Dup	1.15	14.0	3.0	1	1.8	161	8.7	14.1	8.2		
276446 Orig	0.58	5.7	1.9	1	4.1	55	< 0.4	19.6	5.7		
276446 Dup	0.60	5.6	1.9	1	4.2	55	< 0.4	20.3	5.8		
276458 Split	0.73	6.9	2.4	< 1	3.3	79	0.7	24.0	6.8	6.6	1.013
276468 Orig	1.75	16.6	4.6	< 1	3.4	56	0.5	28.5	9.0		
276468 Dup	1.73	16.3	4.4	< 1	3.5	63	0.6	28.1	9.0		
276483 Orig	1.16	11.2	3.4	< 1	2.9	39	< 0.4	20.1	4.5		
276483 Dup	1.17	11.2	3.4	< 1	3.2	47	< 0.4	20.3	4.6		
276490 Split	1.24	13.9	3.2	1	0.5	32	0.5	20.6	6.2	5.6	1.086
276499 Split	1.54	14.1	5.1	< 1	1.5	16	0.4	20.9	5.6	5.0	1.079
Method Blank Method Blank	< 0.04	< 0.2	< 0.1	< 1	< 0.1	< 5	< 0.4	< 0.1	< 0.1		
Method Blank Method Blank										< 0.1	1.000

Appendix III

Assay Results

Quality Analysis ...



Innovative Technologies

Date Submitted: 25-Oct-07
Invoice No.: A07-5302
Invoice Date: 05-Mar-08
Your Reference:

Tripple Uranium Resources
108-F Trider Crescent
Dartmouth NS B3B 1R6
Canada

ATTN: Neil Downey-Results

CERTIFICATE OF ANALYSIS

239 Rock samples were submitted for analysis.

The following analytical package was requested: Code 4LITHO (1-10) Major Elements Fusion ICP(WRA)/Trace Elements Fusion ICP/MS(WRA4B2)

REPORT **A07-5302**

This report may be reproduced without our consent. If only selected portions of the report are reproduced, permission must be obtained. If no instructions were given at time of sample submittal regarding excess material, it will be discarded within 90 days of this report. Our liability is limited solely to the analytical cost of these analyses. Test results are representative only of material submitted for analysis.

Notes:
We recommend using option 4B1 for accurate levels of the base metals Cu, Pb, Zn, Ni and Ag. Option 4B-INAA for As, Sb, high W >100ppm, Cr >1000ppm and Sn >50ppm by Code 5D. Values for these elements provided by Fusion ICP/MS, are order of magnitude only and are provided for general information. Mineralized samples should have the Quant option selected or request assays for values which exceed the range of option 4B1. Total includes all elements in % oxide to the left of total.

CERTIFIED BY :

Eric Hoffman, Ph.D.
President/General Manager

ACTIVATION LABORATORIES LTD.

1336 Sandhill Drive, Ancaster, Ontario Canada L9G 4V5 TELEPHONE +1.905.648.9611 or +1.888.228.5227 FAX +1.905.648.9613
E-MAIL ancaster@actlabsint.com ACTLABS GROUP WEBSITE http://www.actlabsint.com

Analyte Symbol	SiO2	Al2O3	Fe2O3(T)	MnO	MgO	CaO	Na2O	K2O	TiO2	P2O5	LOI	Total	Sc	Be	V	Cr	Co	Ni	Cu	Zn	Ga	Ge	As	Rb
Unit Symbol	%	%	%	%	%	%	%	%	%	%	%	%	ppm	ppm	ppm	ppm	ppm	ppm	ppm	ppm	ppm	ppm	ppm	ppm
Detection Limit	0.01	0.01	0.01	0.001	0.01	0.01	0.01	0.01	0.001	0.01		0.01	1	1	5	20	1	20	10	30	1	1	5	2
Analysis Method	FUS-ICP	FUS-ICP	FUS-ICP	FUS-ICP	FUS-ICP	FUS-ICP	FUS-ICP	FUS-ICP	FUS-ICP	FUS-ICP	FUS-ICP	FUS-ICP	FUS-ICP	FUS-ICP	FUS-ICP	FUS-MS	FUS-MS	FUS-MS	FUS-MS	FUS-MS	FUS-MS	FUS-MS	FUS-MS	FUS-MS

Analyte Symbol	SiO2	Al2O3	Fe2O3(T)	MnO	MgO	CaO	Na2O	K2O	TiO2	P2O5	LOI	Total	Sc	Be	V	Cr	Co	Ni	Cu	Zn	Ga	Ge	As	Rb
Unit Symbol	%	%	%	%	%	%	%	%	%	%	%	%	ppm	ppm	ppm	ppm	ppm	ppm	ppm	ppm	ppm	ppm	ppm	ppm
Detection Limit	0.01	0.01	0.01	0.001	0.01	0.01	0.01	0.01	0.001	0.01		0.01	1	1	5	20	1	20	10	30	1	1	5	2
Analysis Method	FUS-ICP	FUS-ICP	FUS-ICP	FUS-ICP	FUS-ICP	FUS-ICP	FUS-ICP	FUS-ICP	FUS-ICP	FUS-ICP	FUS-ICP	FUS-ICP	FUS-ICP	FUS-ICP	FUS-ICP	FUS-MS	FUS-MS	FUS-MS	FUS-MS	FUS-MS	FUS-MS	FUS-MS	FUS-MS	FUS-MS

Analyte Symbol	SiO2	Al2O3	Fe2O3(T)	MnO	MgO	CaO	Na2O	K2O	TiO2	P2O5	LOI	Total	Sc	Be	V	Cr	Co	Ni	Cu	Zn	Ga	Ge	As	Rb
Unit Symbol	%	%	%	%	%	%	%	%	%	%	%	%	ppm	ppm	ppm	ppm	ppm	ppm	ppm	ppm	ppm	ppm	ppm	ppm
Detection Limit	0.01	0.01	0.01	0.001	0.01	0.01	0.01	0.01	0.001	0.01		0.01	1	1	5	20	1	20	10	30	1	1	5	2
Analysis Method	FUS-ICP	FUS-ICP	FUS-ICP	FUS-ICP	FUS-ICP	FUS-ICP	FUS-ICP	FUS-ICP	FUS-ICP	FUS-ICP	FUS-ICP	FUS-ICP	FUS-ICP	FUS-ICP	FUS-ICP	FUS-MS	FUS-MS	FUS-MS	FUS-MS	FUS-MS	FUS-MS	FUS-MS	FUS-MS	FUS-MS
276117	78.80	9.41	3.29	0.025	0.10	1.19	2.37	4.23	0.206	0.06	1.24	100.9	< 1	3	7	< 20	2	< 20	60	490	21	< 1	6	105
276118	79.37	9.32	3.32	0.021	0.11	0.67	3.07	3.54	0.203	0.09	0.61	100.5	< 1	3	6	< 20	1	< 20	20	210	21	< 1	5	92
276119	76.16	10.58	2.61	0.024	0.16	0.93	5.55	0.91	0.223	0.05	1.08	98.48	< 1	3	10	< 20	1	< 20	20	150	33	< 1	8	24
276120	77.57	9.89	2.77	0.022	0.23	0.83	4.12	2.90	0.203	0.05	1.13	99.70	2	3	12	< 20	1	< 20	30	330	23	< 1	7	76
276121	77.86	11.23	1.76	0.025	0.08	0.51	3.30	5.01	0.100	0.02	0.39	100.4	1	6	10	30	< 1	< 20	10	90	26	1	< 5	181
276122	79.38	9.57	2.57	0.034	0.24	1.34	4.62	0.26	0.204	0.03	0.57	98.84	< 1	3	29	40	2	< 20	20	130	27	2	24	13
276123	78.40	7.92	2.59	0.038	0.25	4.06	3.53	0.11	0.168	0.06	2.91	100.1	< 1	3	35	50	2	20	30	120	23	1	25	4
276125	79.37	10.09	3.06	0.028	0.06	0.28	5.60	0.57	0.207	0.03	0.61	99.92	< 1	5	< 5	< 20	< 1	< 20	20	110	28	< 1	5	13
276126	78.38	9.92	2.99	0.036	0.10	0.67	5.66	0.04	0.204	0.04	0.50	98.53	< 1	3	12	< 20	1	< 20	10	110	24	< 1	< 5	< 2
276129	49.41	15.16	11.60	0.285	4.26	9.06	3.72	1.41	2.181	0.33	2.47	99.89	32	5	301	160	34	50	10	200	28	2	< 5	74
276130	78.61	10.91	1.68	0.030	0.07	0.49	3.13	4.58	0.089	0.02	0.71	100.5	< 1	6	< 5	< 20	< 1	< 20	10	70	26	1	< 5	171
276131	78.02	11.49	2.10	0.033	0.09	0.46	3.27	4.84	0.139	0.02	0.98	99.45	< 1	5	9	< 20	< 1	< 20	< 10	100	28	1	< 5	203
276132	77.45	11.65	2.03	0.026	0.03	0.42	3.27	5.10	0.124	0.02	0.76	100.9	< 1	5	6	< 20	< 1	< 20	< 10	70	23	1	< 5	200
276133	77.18	11.40	2.07	0.033	0.05	0.31	3.21	4.94	0.122	< 0.01	0.75	100.1	< 1	6	< 5	< 20	< 1	< 20	10	150	27	2	8	209
276134	75.94	11.26	1.99	0.035	0.04	0.40	3.20	4.78	0.116	0.01	0.60	98.56	< 1	6	17	< 20	< 1	< 20	< 10	100	28	1	< 5	188
276135	66.77	13.34	5.67	0.106	1.49	2.30	4.10	3.06	0.999	0.17	1.58	99.58	10	6	82	20	14	30	10	120	31	2	< 5	135
276136	80.16	9.44	2.88	0.032	0.11	0.48	5.86	0.05	0.170	0.04	0.67	99.87	< 1	3	< 5	< 20	< 1	< 20	30	210	23	< 1	9	2

Activation Laboratories Ltd. Report: A07-5302

Analyte Symbol	SiO2	Al2O3	Fe2O3(T)	MnO	MgO	CaO	Na2O	K2O	TiO2	P2O5	LOI	Total	Sc	Be	V	Cr	Co	Ni	Cu	Zn	Ga	Ge	As	Rb
Unit Symbol	%	%	%	%	%	%	%	%	%	%	%	%	ppm	ppm	ppm	ppm	ppm	ppm	ppm	ppm	ppm	ppm	ppm	ppm
Detection Limit	0.01	0.01	0.01	0.001	0.01	0.01	0.01	0.01	0.001	0.01		0.01	1	1	5	20	1	20	10	30	1	1	5	2
Analysis Method	FUS-ICP	FUS-ICP	FUS-ICP	FUS-ICP	FUS-ICP	FUS-ICP	FUS-ICP	FUS-ICP	FUS-ICP	FUS-ICP	FUS-ICP	FUS-ICP	FUS-ICP	FUS-ICP	FUS-ICP	FUS-MS	FUS-MS	FUS-MS	FUS-MS	FUS-MS	FUS-MS	FUS-MS	FUS-MS	FUS-MS
276139	61.70	13.03	6.29	0.131	1.16	3.70	4.16	3.33	1.221	0.62	1.35	98.80	14	4	50	< 20	9	< 20	30	120	29	2	6	132
276140	62.83	13.55	6.06	0.128	1.08	3.35	4.40	3.61	1.182	0.48	1.18	99.80	13	4	43	< 20	8	< 20	< 10	100	29	2	< 5	130
276141	66.56	8.64	1.88	0.033	0.19	1.52	2.80	0.13	0.122	0.05	0.78	100.7	1	3	33	20	1	< 20	10	60	18	< 1	< 5	4
276142	83.69	7.75	1.49	0.028	0.14	0.92	4.06	0.06	0.074	0.02	0.59	98.83	< 1	3	15	50	1	< 20	10	40	21	< 1	< 5	< 2
276143	65.00	17.04	3.15	0.146	0.31	3.78	8.60	0.10	0.155	0.05	1.06	99.60	1	4	56	< 20	1	< 20	10	30	50	2	< 5	5
276144	80.76	8.84	1.56	0.038	0.14	1.17	4.90	0.07	0.077	0.03	0.80	98.40	< 1	3	18	40	1	< 20	20	30	25	< 1	< 5	< 2
276145	82.63	9.37	1.53	0.037	0.12	1.08	5.16	0.03	0.061	0.03	0.84	100.9	< 1	2	18	< 20	< 1	< 20	10	50	27	< 1	< 5	< 2
276146	77.49	11.09	2.33	0.060	0.33	1.48	5.95	0.09	0.127	0.04	0.45	99.48	1	4	39	< 20	2	< 20	20	70	34	< 1	8	4
276147	69.60	15.14	3.09	0.078	0.45	1.12	8.69	0.07	0.272	0.08	0.78	99.58	3	6	36	< 20	3	< 20	20	100	41	< 1	< 5	2
276148	74.16	13.09	2.34	0.061	0.44	2.20	6.91	0.07	0.191	0.05	0.90	100.4	2	5	31	< 20	4	< 20	< 10	160	33	< 1	< 5	< 2
276149	60.76	19.01	3.31	0.068	0.25	4.92	9.15	0.09	0.204	0.06	1.13	98.93	2	4	65	< 20	2	< 20	< 10	90	55	1	< 5	< 2
276150	57.20	18.99	5.73	0.142	0.75	7.74	7.51	0.04	0.305	0.08	1.43	99.93	4	5	90	< 20	6	< 20	< 10	100	63	2	< 5	< 2
276151	75.96	12.62	2.58	0.035	0.17	0.81	6.99	0.10	0.210	0.06	0.54	99.58	3	5	15	20	2	< 20	10	80	32	< 1	6	4
276152	73.38	13.46	2.88	0.038	0.18	0.54	7.76	0.07	0.263	0.07	0.58	99.23	4	5	17	20	3	< 20	< 10	90	36	< 1	< 5	< 2
276153	75.01	12.55	2.45	0.041	0.18	0.45	7.07	0.18	0.191	0.05	0.55	98.74	2	4	15	< 20	3	< 20	< 10	70	29	< 1	< 5	6
276154	74.85	12.53	2.66	0.046	0.27	1.03	6.85	0.13	0.175	0.04	0.73	99.31	2	4	17	40	3	< 20	30	60	34	< 1	< 5	2
276155	73.46	12.22	2.33	0.049	0.17	1.97	6.00	0.17	0.168	0.05	0.69	97.27	3	4	20	30	3	< 20	10	60	35	< 1	< 5	6
276156	73.31	13.23	3.06	0.059	0.18	2.66	6.45	0.05	0.235	0.07	0.83	100.3	4	4	17	< 20	3	< 20	< 10	40	37	< 1	< 5	< 2
276161	71.80	12.99	3.65	0.107	0.76	2.82	6.79	0.08	0.449	0.09	0.89	100.0	6	6	42	30	6	< 20	< 10	130	39	1	< 5	< 2
276162	76.94	11.53	1.82	0.028	0.14	0.51	6.78	0.05	0.124	0.06	0.51	98.50	1	5	12	< 20	1	< 20	10	40	31	< 1	< 5	< 2
276167	71.69	12.94	2.64	0.029	0.11	4.27	5.54	0.09	0.075	0.03	0.71	98.12	< 1	4	29	30	1	< 20	10	40	42	2	< 5	4
276168	76.18	12.20	2.19	0.035	0.30	2.53	5.05	1.36	0.249	0.07	0.75	100.9	3	6	48	< 20	3	< 20	10	40	31	< 1	< 5	44
276169	74.09	11.41	2.62	0.036	0.26	3.31	4.82	0.43	0.183	0.05	0.66	97.84	2	6	42	< 20	2	< 20	< 10	60	33	1	< 5	12
276170	75.17	11.61	1.93	0.024	0.04	3.11	6.23	0.05	0.183	0.06	0.66	99.60	2	6	22	< 20	< 1	< 20	< 10	< 30	35	2	< 5	< 2
276171	73.94	11.79	2.31	0.033	0.36	2.61	6.10	0.17	0.339	0.09	0.83	98.59	5	5	29	30	4	< 20	10	70	33	1	< 5	10
276172	64.25	16.44	3.44	0.049	0.09	7.25	8.33	0.05	0.231	0.06	1.76	102.0	3	6	28	< 20	< 1	< 20	< 10	40	49	2	6	3
276173	67.46	13.49	3.24	0.050	0.09	6.73	6.11	0.08	0.231	0.06	1.08	98.63	3	4	32	20	1	< 20	10	60	35	2	7	< 2
276174	64.70	14.19	3.01	0.104	0.14	12.06	5.26	< 0.01	0.170	0.06	2.05	101.6	1	26	24	< 20	1	160	30	80	39	2	7	4
276175	64.44	12.69	4.30	0.123	0.20	11.11	5.01	0.09	0.330	0.05	1.46	100.00	2	24	31	< 20	2	< 20	< 10	90	41	3	9	2
276176	64.14	14.84	3.76	0.103	0.28	6.43	7.46	0.12	0.520	0.10	0.78	98.62	3	6	31	< 20	2	< 20	< 10	80	44	2	6	< 2
276177	70.36	11.39	3.51	0.106	0.24	6.73	5.44	0.11	0.465	0.08	1.61	100.0	4	5	42	< 20	2	< 20	10	100	31	2	< 5	4
276178	68.38	11.55	3.78	0.112	0.34	5.75	4.13	2.17	0.548	0.09	1.18	98.03	5	5	27	30	3	< 20	20	110	28	2	5	65
276179	67.86	12.05	4.30	0.116	0.68	4.35	2.50	5.65	0.538	0.09	1.12	99.56	5	5	31	30	5	< 20	< 10	120	28	2	< 5	163
276180	65.02	13.47	5.39	0.158	0.96	5.35	5.02	2.76	0.604	0.10	1.20	100.0	6	6	47	< 20	7	< 20	< 10	230	32	3	< 5	83
276181	75.04	9.84	3.49	0.087	0.56	1.69	2.03	4.97	0.301	0.04	0.94	98.95	2	3	15	< 20	3	< 20	50	350	20	1	< 5	139
276182	75.46	10.79	3.45	0.071	0.44	1.75	2.67	5.31	0.331	0.05	0.76	101.0	3	3	21	< 20	3	< 20	20	160	21	1	< 5	143
276300	71.16	10.71	3.36	0.064	0.10	0.48	2.19	6.42	0.240	0.03	1.15	95.90	1	4	9	30	1	< 20	20	210	24	< 1	21	198
276302	70.91	10.49	2.28	0.017	0.03	0.42	3.64	3.83	0.108	0.01	0.98	92.73	< 1	14	7	< 20	< 1	< 20	< 10	40	32	< 1	< 5	174
276306	66.00	16.61	4.05	0.044	0.16	1.16	9.54	0.15	0.292	0.06	0.97	99.06	< 1	5	17	< 20	1	< 20	20	120	45	2	< 5	6
276316	73.39	10.85	3.77	0.044	0.16	1.03	5.07	1.87	0.295	0.06	1.29	97.81	2	4	11	< 20	1	< 20	70	300	26	< 1	< 5	49
276318	76.77	11.29	3.72	0.032	0.12	0.40	5.31	1.92	0.230	0.04	0.97	100.8	< 1	4	13	< 20	1	< 20	70	300	29	< 1	6	54
276319	76.17	11.26	3.62	0.036	0.18	0.40	5.34	2.09	0.239	0.04	0.93	100.2	< 1	4	8	40	1	< 20	20	110	30	< 1	< 5	53
276320	77.04	10.13	3.12	0.040	0.18	0.35	4.08	2.78	0.206	0.03	0.93	98.93	< 1	4	< 5	40	1	< 20	40	150	26	< 1	7	78
276321	66.43	13.97	6.65	0.055	0.28	1.26	7.46	0.58	0.340	0.41	0.87	98.33	1	6	18	< 20	1	< 20	40	80	36	1	< 5	15
276322	69.56	11.82	5.51	0.093	1.30	2.21	4.88	1.83	0.765	0.12	1.12	99.01	6	4	74	40	10	20	20	220	27	1	8	61
276326	60.69	18.70	5.73	0.267	1.14	5.70	5.65	2.55	0.343	0.07	1.22	100.3	1	6	45	< 20	5	< 20	20	140	49	2	< 5	85
276328	75.25	10.21	3.34	0.063	0.18	0.66	2.78	4.74	0.244	0.04	0.71	98.23	< 1	3	10	40	2	< 20	40	370	20	< 1	< 5	138
276329	73.17	11.65	3.64	0.066	0.18	0.62	3.51	5.10	0.255	0.04	0.54	98.97	1	4	11	20	2	< 20	40	230	23	< 1	87	144
276331	53.58	15.79	16.63	0.117	0.42	2.60	8.42	0.08	1.418	0.51	1.00	100.6	8	10	42	< 20	5	30	10	210	41	1	< 5	< 2
276334	72.30	11.62	5.82	0.095	2.12	0.60	0.37	4.30	0.940	0.05	2.91	101.3	12	4	73	80	16	50	250	130	21	< 1	< 5	220
276335	69.08	12.07	5.82	0.115	2.35	0.72	0.31	4.19	0.923	0.06	3.41	99.05	13	4	103	80	13	40	< 10	90	21	< 1	< 5	205
276336	69.41	12.38	5.62	0.134	2.09	0.70	0.35	4.54	0.904	0.07	3.18	99.37	12	4	91	70	13	30	40	70	22	< 1	< 5	211

Activation Laboratories Ltd. Report: A07-5302

Analyte Symbol	SiO2	Al2O3	Fe2O3(T)	MnO	MgO	CaO	Na2O	K2O	TiO2	P2O5	LOI	Total	Sc	Be	V	Cr	Co	Ni	Cu	Zn	Ga	Ge	As	Rb
Unit Symbol	%	%	%	%	%	%	%	%	%	%	%	%	ppm	ppm	ppm	ppm	ppm	ppm	ppm	ppm	ppm	ppm	ppm	ppm
Detection Limit	0.01	0.01	0.01	0.001	0.01	0.01	0.01	0.01	0.001	0.01		0.01	1	1	5	20	1	20	10	30	1	1	5	2
Analysis Method	FUS-ICP	FUS-ICP	FUS-ICP	FUS-ICP	FUS-ICP	FUS-ICP	FUS-ICP	FUS-ICP	FUS-ICP	FUS-ICP	FUS-ICP	FUS-ICP	FUS-ICP	FUS-ICP	FUS-ICP	FUS-MS	FUS-MS	FUS-MS	FUS-MS	FUS-MS	FUS-MS	FUS-MS	FUS-MS	FUS-MS
276337	67.15	11.96	6.66	0.130	1.60	0.76	0.55	4.14	0.976	0.06	3.96	97.95	13	3	139	70	22	30	780	600	21	< 1	14	217
276338	57.71	12.81	10.33	0.269	3.16	1.89	1.13	3.58	1.847	0.19	2.11	94.82	18	5	230	70	33	40	380	240	21	< 1	5	161
276340	71.48	9.37	4.77	0.059	2.20	3.21	0.50	2.80	0.775	0.11	2.29	97.56	10	5	93	60	14	30	20	110	13	1	< 5	181
276342	41.64	17.67	13.51	0.193	4.76	10.03	0.30	3.91	2.483	0.40	3.74	98.63	27	7	255	30	38	60	30	250	27	2	12	200
276343	48.95	17.21	13.00	0.158	3.16	3.01	0.49	8.20	2.458	0.38	3.96	101.0	25	13	274	60	50	60	150	300	25	< 1	29	456
276350	78.54	10.47	1.47	0.020	0.33	0.57	4.59	1.71	0.201	0.05	1.18	99.13	2	5	22	20	3	< 20	30	40	27	< 1	< 5	58
276352	78.93	10.91	0.86	0.011	0.48	0.45	4.41	1.33	0.238	0.04	1.38	99.04	3	6	22	40	2	< 20	30	30	27	1	< 5	72
276353	76.28	13.09	0.60	0.008	0.24	0.38	5.26	2.16	0.218	0.05	1.24	99.50	3	6	23	20	< 1	< 20	20	< 30	25	< 1	< 5	76
276355	69.58	14.43	2.18	0.029	0.93	0.75	2.11	7.01	0.316	0.05	1.91	99.30	4	6	37	40	6	< 20	1000	530	31	1	< 5	271
276357	57.20	18.37	0.81	0.010	0.71	12.50	0.65	4.88	0.874	0.15	6.00	99.94	8	3	87	< 20	1	30	30	30	25	1	< 5	282
276358	60.11	17.18	0.45	0.006	0.11	7.82	5.62	2.49	0.801	0.21	4.59	98.97	6	4	39	< 20	< 1	< 20	20	< 30	42	< 1	< 5	120
276360	64.05	17.12	0.40	0.004	0.02	5.56	10.11	0.19	0.395	0.38	2.48	100.7	3	4	19	< 20	< 1	< 20	30	< 30	43	< 1	< 5	6
276362	68.10	16.10	0.61	0.004	< 0.01	2.70	9.28	0.26	0.451	0.12	1.76	97.39	5	4	34	< 20	< 1	< 20	20	< 30	31	< 1	< 5	8
276363	68.69	17.98	0.61	0.006	0.02	1.60	10.33	0.24	0.402	0.07	1.27	99.43	3	4	20	< 20	< 1	< 20	< 10	< 30	40	< 1	< 5	7
276364	70.16	16.25	1.44	0.014	0.05	1.84	7.68	1.85	0.336	0.09	1.11	100.8	< 1	3	19	20	< 1	< 20	50	< 30	35	2	< 5	73
276365	75.94	10.71	1.83	0.017	0.08	2.64	5.72	0.22	0.232	0.04	1.02	98.47	< 1	2	18	< 20	< 1	< 20	30	< 30	29	1	< 5	4
276366	75.66	10.52	3.91	0.027	0.15	1.18	5.36	0.11	0.231	0.04	0.52	97.71	< 1	3	19	20	1	< 20	50	180	28	1	< 5	4
276367	69.40	13.02	3.04	0.025	0.12	3.92	6.19	0.18	0.265	0.05	0.97	97.19	< 1	2	23	< 20	< 1	< 20	40	< 30	36	2	< 5	4
276370	66.61	16.93	3.10	0.022	0.22	2.12	9.02	0.03	0.347	0.08	0.66	99.79	< 1	3	26	< 20	1	< 20	20	< 30	45	2	< 5	< 2
276372	67.57	16.11	3.11	0.027	0.06	3.60	7.90	0.05	0.337	0.13	0.61	99.70	< 1	3	34	< 20	< 1	< 20	< 10	< 30	46	3	< 5	< 2
276375	63.72	17.67	5.06	0.036	0.38	2.16	9.10	0.11	0.375	0.17	0.83	99.41	2	3	44	< 20	3	< 20	< 10	50	52	2	< 5	3
276376	79.48	11.02	1.84	0.016	0.06	2.84	5.77	0.13	0.235	0.05	0.59	101.8	< 1	2	11	< 20	3	< 20	< 10	40	48	1	< 5	2
276377	59.78	17.60	6.84	0.102	0.75	2.31	9.10	0.09	1.354	0.37	1.13	99.42	10	4	54	< 20	7	< 20	20	110	43	1	< 5	2
276378	63.10	18.20	5.40	0.039	0.48	1.15	9.86	0.10	0.507	0.34	0.86	99.85	4	5	34	< 20	4	< 20	20	60	43	< 1	< 5	< 2
276384	61.43	12.87	3.75	0.058	0.12	8.36	6.85	0.18	0.272	0.12	6.03	99.85	< 1	4	27	< 20	1	< 20	20	70	33	< 1	< 5	7
276389	65.64	17.49	5.32	0.079	0.29	1.30	9.62	0.10	0.358	0.26	1.02	101.5	2	4	24	< 20	1	< 20	20	90	43	< 1	< 5	< 2
276390	66.40	16.10	4.52	0.061	0.29	0.88	8.87	0.05	0.364	0.22	0.56	98.32	2	5	19	< 20	1	< 20	20	120	39	< 1	< 5	< 2
276391	70.87	14.75	4.21	0.070	0.35	0.75	8.31	0.08	0.354	0.26	0.27	98.19	2	7	32	< 20	1	< 20	30	120	34	< 1	< 5	< 2
276392	73.05	13.74	3.85	0.069	0.24	0.79	7.65	0.64	0.316	0.19	0.40	100.9	1	5	14	30	< 1	< 20	40	150	35	< 1	< 5	14
276394	76.54	10.98	4.21	0.114	0.23	0.52	4.64	2.41	0.257	0.11	0.71	100.7	< 1	5	11	30	< 1	< 20	20	210	24	< 1	< 5	80
276398	66.39	16.24	4.19	0.107	0.27	1.36	8.62	0.55	0.333	0.24	1.13	99.42	1	6	16	20	< 1	< 20	20	120	42	< 1	< 5	13

Analyte Symbol	Sr	Y	Zr	Nb	Mo	Ag	In	Sn	Sb	Cs	Ba	La	Ce	Pr	Nd	Sm	Eu	Gd	Tb	Dy	Ho	Er	Tm	Yb
Unit Symbol	ppm	ppm	ppm	ppm	ppm	ppm	ppm	ppm	ppm	ppm	ppm	ppm	ppm	ppm	ppm	ppm	ppm	ppm	ppm	ppm	ppm	ppm	ppm	ppm
Detection Limit	2	2	4	1	2	0.5	0.2	1	0.5	0.5	3	0.1	0.1	0.05	0.1	0.1	0.05	0.1	0.1	0.1	0.1	0.1	0.05	0.1
Analysis Method	FUS-ICP	FUS-ICP	FUS-ICP	FUS-MS	FUS-MS	FUS-MS	FUS-MS	FUS-MS	FUS-MS	FUS-MS	FUS-ICP	FUS-MS	FUS-MS	FUS-MS	FUS-MS	FUS-MS	FUS-MS	FUS-MS	FUS-MS	FUS-MS	FUS-MS	FUS-MS	FUS-MS	FUS-MS

Analyte Symbol	Sr	Y	Zr	Nb	Mo	Ag	In	Sn	Sb	Cs	Ba	La	Ce	Pr	Nd	Sm	Eu	Gd	Tb	Dy	Ho	Er	Tm	Yb
Unit Symbol	ppm	ppm	ppm	ppm	ppm	ppm	ppm	ppm	ppm	ppm	ppm	ppm	ppm	ppm	ppm	ppm	ppm	ppm	ppm	ppm	ppm	ppm	ppm	ppm
Detection Limit	2	2	4	1	2	0.5	0.2	1	0.5	0.5	3	0.1	0.1	0.05	0.1	0.1	0.05	0.1	0.1	0.1	0.1	0.1	0.05	0.1
Analysis Method	FUS-ICP	FUS-ICP	FUS-ICP	FUS-MS	FUS-MS	FUS-MS	FUS-MS	FUS-MS	FUS-MS	FUS-MS	FUS-ICP	FUS-MS	FUS-MS	FUS-MS	FUS-MS	FUS-MS	FUS-MS	FUS-MS	FUS-MS	FUS-MS	FUS-MS	FUS-MS	FUS-MS	FUS-MS

Activation Laboratories Ltd. Report: A07-5302

Analyte Symbol	Sr	Y	Zr	Nb	Mo	Ag	In	Sn	Sb	Cs	Ba	La	Ce	Pr	Nd	Sm	Eu	Gd	Tb	Dy	Ho	Er	Tm	Yb
Unit Symbol	ppm	ppm	ppm	ppm	ppm	ppm	ppm	ppm	ppm	ppm	ppm	ppm	ppm	ppm	ppm	ppm	ppm	ppm	ppm	ppm	ppm	ppm	ppm	ppm
Detection Limit	2	2	4	1	2	0.5	0.2	1	0.5	0.5	3	0.1	0.1	0.05	0.1	0.1	0.05	0.1	0.1	0.1	0.1	0.1	0.05	0.1
Analysis Method	FUS-ICP	FUS-ICP	FUS-ICP	FUS-MS	FUS-MS	FUS-MS	FUS-MS	FUS-MS	FUS-MS	FUS-MS	FUS-ICP	FUS-MS	FUS-MS	FUS-MS	FUS-MS	FUS-MS	FUS-MS	FUS-MS	FUS-MS	FUS-MS	FUS-MS	FUS-MS	FUS-MS	FUS-MS
276117	85	82	546	38	11	< 0.5	< 0.2	3	< 0.5	1.2	240	88.1	151	20.4	78.5	15.4	0.74	15.3	2.8	15.4	3.2	9.2	1.34	8.4
276118	43	82	582	39	5	< 0.5	< 0.2	3	< 0.5	1.0	111	37.6	87.6	12.8	51.3	11.0	0.53	12.0	2.2	14.4	3.2	9.8	1.45	9.3
276119	24	68	558	41	10	< 0.5	< 0.2	4	2.7	0.5	30	38.5	84.7	12.2	47.7	9.8	0.52	10.7	1.9	12.1	2.6	8.1	1.21	7.9
276120	38	65	540	46	8	< 0.5	< 0.2	4	2.4	1.5	62	57.6	120	13.6	54.7	11.9	0.61	10.7	1.8	11.4	2.5	7.6	1.16	7.6
276121	45	108	357	89	4	< 0.5	< 0.2	6	3.4	1.6	78	60.5	136	15.2	65.6	16.2	0.10	17.5	3.2	19.9	4.2	12.2	1.79	11.4
276122	96	93	660	38	12	0.5	< 0.2	12	11.9	< 0.5	16	77.7	166	19.4	73.1	13.8	0.59	14.9	2.7	16.7	3.5	10.2	1.51	9.7
276123	129	84	578	31	8	0.5	0.3	16	9.6	< 0.5	21	82.3	134	15.7	60.6	12.0	0.56	13.4	2.4	15.1	3.1	8.8	1.31	8.4
276125	18	97	881	41	8	< 0.5	< 0.2	5	1.9	< 0.5	15	76.5	156	21.4	81.4	15.7	0.71	17.0	3.0	17.8	3.7	10.8	1.57	9.6
276126	48	89	665	43	< 2	< 0.5	< 0.2	5	< 0.5	< 0.5	6	75.4	150	20.5	78.9	15.6	0.59	15.3	2.7	16.0	3.3	9.7	1.42	8.9
276129	566	30	165	15	3	< 0.5	< 0.2	9	< 0.5	0.9	189	16.8	39.3	5.56	23.7	5.7	2.05	6.2	1.0	6.1	1.2	3.2	0.45	2.7
276130	29	111	364	88	3	< 0.5	< 0.2	6	2.7	1.4	33	56.4	128	14.1	61.7	15.5	0.09	16.6	3.0	19.5	4.1	12.3	1.79	11.3
276131	30	112	377	83	2	< 0.5	< 0.2	9	< 0.5	1.7	35	57.9	130	17.4	72.4	16.8	0.10	17.7	3.2	20.3	4.2	12.4	1.78	11.1
276132	32	120	402	93	4	0.6	< 0.2	7	< 0.5	1.2	40	60.8	138	18.4	76.3	17.5	0.08	19.0	3.4	21.5	4.5	13.1	1.88	11.5
276133	25	109	358	88	3	< 0.5	< 0.2	10	4.0	1.7	32	53.1	121	14.0	61.4	15.6	0.09	15.5	2.9	19.4	4.0	11.8	1.70	10.7
276134	29	114	376	84	3	< 0.5	< 0.2	8	< 0.5	1.5	28	55.8	128	16.6	69.7	16.3	0.09	17.3	3.1	19.9	4.2	12.3	1.75	11.1
276135	105	103	429	65	3	< 0.5	< 0.2	15	< 0.5	1.9	85	54.9	122	16.4	67.1	15.1	0.94	15.8	2.9	18.2	3.8	11.3	1.63	10.1
276136	30	91	657	51	4	< 0.5	< 0.2	6	5.3	< 0.5	5	73.5	155	18.7	67.3	14.6	0.59	14.6	2.6	15.6	3.3	9.8	1.46	9.4

Activation Laboratories Ltd. Report: A07-5302

Analyte Symbol	Sr	Y	Zr	Nb	Mo	Ag	In	Sn	Sb	Cs	Ba	La	Ce	Pr	Nd	Sm	Eu	Gd	Tb	Dy	Ho	Er	Tm	Yb
Unit Symbol	ppm	ppm	ppm	ppm	ppm	ppm	ppm	ppm	ppm	ppm	ppm	ppm	ppm	ppm	ppm	ppm	ppm	ppm	ppm	ppm	ppm	ppm	ppm	ppm
Detection Limit	2	2	4	1	2	0.5	0.2	1	0.5	0.5	3	0.1	0.1	0.05	0.1	0.1	0.05	0.1	0.1	0.1	0.1	0.1	0.05	0.1
Analysis Method	FUS-ICP	FUS-ICP	FUS-ICP	FUS-MS	FUS-MS	FUS-MS	FUS-MS	FUS-MS	FUS-MS	FUS-MS	FUS-ICP	FUS-MS	FUS-MS	FUS-MS	FUS-MS	FUS-MS	FUS-MS	FUS-MS	FUS-MS	FUS-MS	FUS-MS	FUS-MS	FUS-MS	FUS-MS
276139	219	93	835	62	11	< 0.5	< 0.2	6	< 0.5	2.6	506	70.9	157	21.3	84.8	18.0	4.07	18.0	3.1	18.1	3.7	10.4	1.50	9.4
276140	207	99	903	65	4	< 0.5	< 0.2	6	< 0.5	1.3	623	77.7	168	22.7	89.5	18.6	4.08	18.6	3.2	18.5	3.8	10.8	1.56	9.8
276141	123	62	230	42	< 2	< 0.5	< 0.2	4	3.2	< 0.5	14	32.8	72.3	7.82	33.3	8.5	0.23	9.4	1.7	10.4	2.2	6.4	0.92	5.8
276142	65	70	279	40	3	< 0.5	< 0.2	9	6.1	< 0.5	10	40.0	90.8	10.9	44.2	9.7	0.13	11.3	2.1	13.1	2.7	8.0	1.18	7.3
276143	153	169	581	100	3	0.5	0.2	15	< 0.5	< 0.5	12	69.7	199	25.9	112	26.1	0.35	26.5	4.7	29.5	6.1	17.6	2.51	14.9
276144	53	80	308	40	3	< 0.5	< 0.2	8	12.6	< 0.5	8	44.2	99.8	12.1	48.7	10.6	0.14	12.4	2.3	14.4	3.0	8.8	1.30	8.2
276145	58	78	310	52	< 2	< 0.5	< 0.2	5	< 0.5	< 0.5	6	44.6	98.8	12.9	53.6	12.4	0.14	12.3	2.2	13.6	2.8	8.3	1.21	7.8
276146	139	154	430	96	< 2	< 0.5	< 0.2	19	5.1	< 0.5	10	25.8	67.6	8.66	45.4	14.3	0.29	16.8	3.4	24.7	5.3	16.1	2.30	14.2
276147	88	172	516	144	< 2	0.6	< 0.2	13	3.5	0.8	7	28.8	76.5	9.48	48.9	15.2	0.40	19.4	3.8	26.1	5.7	17.4	2.53	15.8
276148	145	148	436	109	< 2	< 0.5	< 0.2	13	< 0.5	< 0.5	9	26.8	75.2	10.7	51.9	15.0	0.37	18.2	3.6	24.4	5.2	15.6	2.21	13.5
276149	229	202	593	139	< 2	< 0.5	< 0.2	13	< 0.5	< 0.5	8	36.6	95.6	13.8	67.4	19.7	0.52	24.4	4.6	32.7	7.0	20.9	2.98	18.4
276150	423	174	537	126	< 2	< 0.5	0.2	18	4.3	< 0.5	7	32.3	79.5	9.74	50.1	15.6	0.69	19.6	3.8	25.4	5.4	16.1	2.34	14.7
276151	69	119	367	61	< 2	< 0.5	< 0.2	10	2.4	< 0.5	11	28.1	69.6	8.71	42.6	12.6	0.45	14.3	2.8	19.7	4.2	12.5	1.78	11.0
276152	58	116	374	91	< 2	< 0.5	< 0.2	8	1.9	< 0.5	11	29.2	74.2	9.93	45.3	12.1	0.47	14.7	2.9	19.4	4.2	12.8	1.84	11.5
276153	46	117	368	77	< 2	< 0.5	< 0.2	8	< 0.5	< 0.5	24	26.2	67.2	9.36	44.0	12.2	0.38	14.3	2.8	18.7	4.0	12.0	1.74	10.8
276154	62	131	403	105	< 2	< 0.5	< 0.2	8	< 0.5	< 0.5	10	31.4	80.5	10.9	50.9	14.0	0.37	17.0	3.3	22.3	4.8	14.4	2.15	13.2
276155	101	120	408	86	< 2	< 0.5	< 0.2	10	2.5	< 0.5	14	30.3	75.8	9.93	45.6	12.3	0.37	16.1	3.1	21.0	4.4	13.1	1.95	11.9
276156	116	116	375	75	< 2	< 0.5	< 0.2	10	< 0.5	< 0.5	8	29.9	73.8	10.5	48.7	13.3	0.50	15.3	2.9	18.7	3.9	11.8	1.70	10.3
276161	115	157	462	112	< 2	< 0.5	< 0.2	21	< 0.5	< 0.5	8	27.4	71.9	10.4	50.4	14.8	0.47	17.7	3.5	23.9	5.1	15.3	2.23	13.4
276162	47	134	383	92	< 2	< 0.5	< 0.2	11	< 0.5	< 0.5	10	21.2	57.5	6.30	41.0	12.2	0.23	15.1	2.9	20.1	4.3	12.9	1.88	11.4
276167	134	166	467	95	3	< 0.5	1.4	71	4.0	0.7	9	28.3	77.0	10.5	52.4	15.7	0.26	21.6	4.3	28.6	6.1	17.7	2.55	15.1
276168	138	133	407	99	4	< 0.5	0.5	25	< 0.5	< 0.5	124	25.6	65.7	9.39	44.8	12.6	0.41	15.4	3.0	20.5	4.4	13.2	1.93	11.5
276169	184	122	368	83	4	< 0.5	0.9	42	< 0.5	< 0.5	37	24.3	61.3	8.85	40.6	11.4	0.33	13.9	2.7	19.0	4.1	12.3	1.78	10.7
276170	88	124	349	86	29	0.5	0.4	20	1.0	< 0.5	8	26.0	64.2	8.77	42.7	12.4	0.35	15.0	3.0	20.4	4.4	13.1	1.88	11.3
276171	76	115	331	77	4	0.8	< 0.2	13	1.7	< 0.5	27	25.9	65.5	9.15	42.9	11.9	0.48	13.8	2.7	19.0	4.0	12.1	1.73	10.2
276172	104	187	511	154	< 2	< 0.5	0.3	24	1.7	< 0.5	7	33.3	87.4	12.3	59.5	17.2	0.51	21.7	4.3	30.1	6.5	19.9	2.89	17.5
276173	105	165	518	114	6	< 0.5	< 0.2	20	2.6	< 0.5	10	29.8	78.4	10.4	50.3	14.5	0.42	19.4	3.8	26.6	5.7	17.0	2.48	15.2
276174	98	169	484	148	3	1.4	< 0.2	16	3.1	< 0.5	7	29.5	77.9	10.9	53.0	15.3	0.37	20.0	4.0	27.6	6.0	18.4	2.69	16.6
276175	99	124	776	72	10	< 0.5	0.2	10	4.0	< 0.5	8	86.5	169	24.7	97.3	20.2	1.02	19.1	3.5	21.9	4.6	13.8	2.03	12.9
276176	132	117	784	63	3	< 0.5	< 0.2	8	2.6	< 0.5	8	94.5	201	28.5	103	21.1	1.35	19.4	3.4	21.1	4.4	13.0	1.93	12.4
276177	122	81	521	43	9	< 0.5	< 0.2	5	0.6	< 0.5	12	61.0	132	17.0	67.8	14.5	1.04	13.8	2.4	15.0	3.1	9.2	1.36	8.6
276178	173	75	477	37	3	< 0.5	< 0.2	5	5.1	0.9	135	56.6	129	15.2	59.5	12.2	1.01	12.9	2.2	13.8	2.8	8.1	1.19	7.6
276179	156	82	543	43	< 2	< 0.5	< 0.2	5	2.9	1.7	280	63.4	138	17.6	69.4	14.4	1.04	13.7	2.4	14.9	3.1	9.1	1.35	8.6
276180	194	89	549	45	< 2	< 0.5	< 0.2	6	3.9	0.8	170	65.6	142	18.2	72.7	15.6	1.13	14.6	2.6	16.2	3.4	9.8	1.44	9.0
276181	114	78	520	36	4	< 0.5	< 0.2	4	< 0.5	1.4	208	62.2	133	16.9	66.9	14.1	0.88	13.2	2.3	14.2	3.0	8.7	1.28	8.0
276182	112	80	546	41	2	< 0.5	< 0.2	5	< 0.5	1.7	212	63.8	136	17.3	68.2	14.2	0.86	13.4	2.3	14.6	3.1	9.2	1.35	8.4
276300	59	90	666	42	6	< 0.5	< 0.2	5	3.8	1.7	74	82.7	177	21.1	80.9	15.9	0.73	16.6	2.9	17.6	3.6	10.5	1.55	9.6
276302	41	175	788	91	12	< 0.5	< 0.2	20	1.3	1.4	31	48.8	120	14.6	64.4	16.0	0.42	21.3	4.4	29.5	6.4	19.4	2.85	17.8
276305	73	128	680	73	6	0.7	< 0.2	6	3.5	< 0.5	7	110	224	28.6	109	21.3	0.89	21.2	3.7	23.3	5.0	15.0	2.24	14.0
276316	42	94	883	45	19	< 0.5	< 0.2	4	< 0.5	0.6	59	74.6	182	20.7	81.1	16.6	0.90	15.5	2.6	17.7	3.7	11.0	1.63	10.3
276318	30	103	793	48	11	< 0.5	< 0.2	5	< 0.5	0.5	34	87.1	181	20.6	80.7	16.5	0.68	16.8	2.9	17.8	3.7	11.0	1.62	10.1
276319	32	107	770	62	10	0.7	< 0.2	5	< 0.5	0.6	35	90.5	195	24.2	92.9	18.3	0.76	17.6	3.1	19.5	4.1	12.3	1.83	11.6
276320	38	99	718	58	8	< 0.5	< 0.2	6	2.2	0.9	50	83.8	179	22.2	85.1	16.7	0.68	16.3	2.9	17.6	3.8	11.5	1.72	10.9
276321	87	172	1197	85	3	< 0.5	0.3	9	3.8	< 0.5	19	130	275	33.8	133	27.9	1.26	31.4	5.3	33.1	6.7	18.9	2.77	17.5
276322	98	94	715	57	8	0.6	< 0.2	6	3.7	1.0	77	77.2	169	20.8	79.6	15.7	1.05	16.3	2.8	17.3	3.7	10.9	1.64	10.4
276326	350	116	643	73	4	0.7	0.3	20	2.4	0.6	105	97.7	214	26.4	101	20.0	0.97	19.7	3.4	21.1	4.5	13.5	2.01	12.7
276328	54	89	857	42	10	< 0.5	< 0.2	6	2.2	1.1	89	79.7	171	20.2	78.2	15.6	0.75	16.3	2.8	17.3	3.6	10.4	1.54	9.8
276329	58	94	739	44	12	< 0.5	< 0.2	6	2.5	1.2	91	72.6	156	17.8	68.8	14.4	0.67	14.3	2.4	15.0	3.1	9.2	1.36	8.5
276331	112	169	763	95	22	0.6	0.3	30	< 0.5	< 0.5	7	117	245	31.2	136	34.1	2.32	40.8	6.5	35.4	6.2	16.4	2.28	13.6
276334	50	26	341	23	5	< 0.5	< 0.2	3	6.2	12.3	335	34.7	75.6	9.07	33.9	6.3	1.22	5.6	0.9	5.4	1.1	3.2	0.49	3.2
276335	46	27	331	18	11	0.5	< 0.2	3	< 0.5	15.1	253	35.1	75.9	8.09	30.7	6.0	1.18	5.7	0.9	5.3	1.1	3.1	0.46	2.9
276336	45	26	337	18	3	< 0.5	< 0.2	3	< 0.5	16.0	226	35.6	77.6	8.52	31.6	5.7	1.19	5.4	0.9	5.3	1.1	3.2	0.48	3.1

Activation Laboratories Ltd. Report: A07-5302

Analyte Symbol	Sr	Y	Zr	Nb	Mo	Ag	In	Sn	Sb	Cs	Ba	La	Ce	Pr	Nd	Sm	Eu	Gd	Tb	Dy	Ho	Er	Tm	Yb
Unit Symbol	ppm	ppm	ppm	ppm	ppm	ppm	ppm	ppm	ppm	ppm	ppm	ppm	ppm	ppm	ppm	ppm	ppm	ppm	ppm	ppm	ppm	ppm	ppm	ppm
Detection Limit	2	2	4	1	2	0.5	0.2	1	0.5	0.5	3	0.1	0.1	0.05	0.1	0.1	0.05	0.1	0.1	0.1	0.1	0.1	0.05	0.1
Analysis Method	FUS-ICP	FUS-ICP	FUS-ICP	FUS-MS	FUS-MS	FUS-MS	FUS-MS	FUS-MS	FUS-MS	FUS-MS	FUS-ICP	FUS-MS	FUS-MS	FUS-MS	FUS-MS	FUS-MS	FUS-MS	FUS-MS	FUS-MS	FUS-MS	FUS-MS	FUS-MS	FUS-MS	FUS-MS
276337	54	26	357	18	5	< 0.5	< 0.2	3	5.4	11.2	369	40.7	86.1	9.68	36.1	6.6	1.27	6.1	1.0	5.5	1.1	3.1	0.46	3.0
276338	93	37	327	18	14	< 0.5	< 0.2	2	4.1	15.0	264	29.3	64.5	7.76	30.3	6.2	1.79	6.7	1.2	7.0	1.4	3.9	0.58	3.7
276340	76	22	322	15	2	< 0.5	< 0.2	12	< 0.5	12.2	151	31.9	66.4	7.57	28.3	5.2	1.05	4.6	0.7	4.3	0.9	2.4	0.36	2.3
276342	308	64	224	21	5	< 0.5	0.8	32	< 0.5	15.0	238	27.8	59.5	7.24	30.6	7.3	2.77	8.6	1.5	9.7	2.0	5.5	0.77	4.6
276343	127	60	276	29	59	< 0.5	0.2	6	< 0.5	20.4	758	35.2	73.1	8.97	36.6	8.3	2.58	9.0	1.6	9.4	1.9	5.4	0.77	4.6
276350	50	116	388	88	4	< 0.5	0.5	133	< 0.5	1.2	114	27.3	67.2	7.60	37.4	10.7	0.37	13.0	2.8	18.5	4.0	12.4	1.80	11.4
276352	35	121	393	107	< 2	< 0.5	0.4	93	1.1	3.1	71	24.1	59.8	8.18	37.7	10.2	0.39	13.5	2.7	19.1	4.1	12.7	1.87	11.9
276353	58	122	414	81	4	< 0.5	0.4	99	0.9	2.2	77	26.4	64.4	8.32	38.1	10.3	0.41	13.7	2.8	19.3	4.1	12.4	1.81	11.4
276355	105	159	540	113	19	< 0.5	1.0	333	2.6	8.5	301	34.7	80.8	9.74	46.4	13.2	0.62	16.2	3.5	23.4	5.1	15.7	2.27	14.3
276357	27	146	425	111	19	< 0.5	0.4	158	< 0.5	13.8	48	38.2	88.3	10.5	51.4	15.0	0.98	18.3	3.6	24.6	5.2	15.4	2.19	13.5
276358	62	127	378	92	14	< 0.5	0.4	149	3.1	3.6	39	44.6	105	12.0	55.0	14.7	0.72	16.6	3.2	21.4	4.6	13.9	1.98	12.2
276360	65	101	758	76	7	1.1	0.3	98	1.3	< 0.5	19	91.9	202	25.0	96.8	19.5	1.20	20.0	3.3	19.7	4.0	11.4	1.74	11.4
276362	53	112	829	51	9	2.8	0.3	94	0.7	< 0.5	21	89.5	192	21.2	86.0	19.0	1.15	18.0	3.0	18.5	3.8	11.0	1.63	10.4
276363	59	97	818	55	< 2	< 0.5	0.4	131	2.0	< 0.5	17	90.1	194	21.3	84.1	17.6	0.96	16.8	2.7	16.9	3.6	10.7	1.62	10.6
276364	98	127	967	59	< 2	< 0.5	0.7	212	1.0	0.6	107	114	246	28.9	110	21.5	0.85	22.4	3.7	23.1	4.8	13.8	2.07	13.4
276365	73	100	745	48	8	< 0.5	0.7	157	2.1	< 0.5	13	95.5	202	23.4	89.9	17.8	0.71	18.1	3.1	19.4	4.0	11.8	1.77	11.4
276366	64	99	767	43	17	< 0.5	1.2	302	3.5	< 0.5	14	90.3	193	22.5	86.4	17.0	0.69	17.3	3.0	18.6	3.9	11.2	1.68	10.8
276367	136	124	844	50	< 2	< 0.5	1.6	225	0.8	< 0.5	8	105	228	26.6	102	20.1	0.83	20.4	3.5	22.0	4.5	13.2	1.95	12.5
276370	109	151	1212	59	< 2	< 0.5	0.8	114	0.8	< 0.5	7	139	287	32.1	127	26.6	1.04	25.2	4.2	25.6	5.2	15.1	2.22	14.1
276372	138	155	1122	71	< 2	< 0.5	1.1	204	3.0	< 0.5	9	152	316	36.8	143	29.0	1.26	28.4	4.9	28.8	5.8	16.7	2.47	15.7
276375	134	153	1209	69	< 2	< 0.5	0.4	102	6.2	< 0.5	8	130	279	32.8	126	25.1	1.08	25.1	4.4	27.3	5.7	16.9	2.55	16.6
276376	74	102	799	68	< 2	< 0.5	< 0.2	20	0.7	< 0.5	10	134	289	34.2	131	25.5	1.09	25.6	4.5	27.9	5.9	17.5	2.62	17.0
276377	99	105	721	61	8	< 0.5	0.2	85	3.0	< 0.5	12	73.5	162	19.6	77.1	16.0	1.29	17.1	3.0	16.9	4.0	11.6	1.76	11.3
276378	82	137	1020	65	3	< 0.5	< 0.2	34	1.4	< 0.5	11	102	226	27.0	106	21.6	1.45	22.5	4.0	24.4	5.2	16.0	2.49	16.8
276384	84	132	934	55	3	< 0.5	< 0.2	8	3.8	< 0.5	9	108	241	27.7	108	21.9	0.95	22.9	4.0	24.5	5.0	14.3	2.10	13.3
276389	54	117	985	59	2	< 0.5	< 0.2	8	2.9	< 0.5	7	99.1	222	26.0	101	20.4	1.04	21.2	3.7	22.4	4.5	12.9	1.91	12.2
276390	35	132	971	57	3	36.7	< 0.2	8	1.0	< 0.5	7	103	227	26.5	104	21.1	1.09	21.8	3.9	24.1	5.0	14.6	2.18	14.1
276391	38	130	906	52	12	< 0.5	< 0.2	5	2.0	< 0.5	6	89.3	203	21.1	86.0	19.1	0.99	18.4	3.3	20.8	4.4	13.2	1.96	12.6
276392	43	110	763	50	9	3.7	< 0.2	6	3.6	< 0.5	32	82.6	195	21.9	84.7	16.9	0.84	17.6	3.2	19.6	4.2	12.9	1.95	12.8
276394	43	93	623	38	13	< 0.5	< 0.2	5	1.1	0.8	62	69.3	157	18.1	71.0	14.6	0.68	15.1	2.7	16.4	3.3	9.3	1.36	8.5
276398	42	140	931	64	3	< 0.5	< 0.2	6	3.3	0.8	15	121	254	30.7	119	23.9	1.01	25.9	4.5	27.3	5.3	14.6	2.04	12.3

Analyte Symbol	Lu	Hf	Ta	W	Tl	Pb	Bi	Th	U	U	Mass
Unit Symbol	ppm	ppm	ppm	ppm	ppm	ppm	ppm	ppm	ppm	ppm	g
Detection Limit	0.04	0.2	0.1	1	0.1	5	0.4	0.1	0.1	0.1	
Analysis Method	FUS-MS	FUS-MS	FUS-MS	FUS-MS	FUS-MS	FUS-MS	FUS-MS	FUS-MS	FUS-MS	ONC	ONC

Analyte Symbol	Lu	Hf	Ta	W	Tl	Pb	Bi	Th	U	U	Mass
Unit Symbol	ppm	ppm	ppm	ppm	ppm	ppm	ppm	ppm	ppm	ppm	g
Detection Limit	0.04	0.2	0.1	1	0.1	5	0.4	0.1	0.1	0.1	
Analysis Method	FUS-MS	FUS-MS	FUS-MS	FUS-MS	FUS-MS	FUS-MS	FUS-MS	FUS-MS	FUS-MS	DNC	DNC

Analyte Symbol	Lu	Hf	Ta	W	Tl	Pb	Bi	Th	U	U	Mass
Unit Symbol	ppm	ppm	ppm	ppm	ppm	ppm	ppm	ppm	ppm	ppm	g
Detection Limit	0.04	0.2	0.1	1	0.1	5	0.4	0.1	0.1	0.1	
Analysis Method	FUS-MS	FUS-MS	FUS-MS	FUS-MS	FUS-MS	FUS-MS	FUS-MS	FUS-MS	FUS-MS	DNC	DNC

276117	1.14	13.7	2.4	2	1.1	239	< 0.4	14.4	8.8	7.6	1.088
276118	1.26	14.9	2.7	2	0.8	61	< 0.4	16.0	10.1	9.4	1.034
276119	1.11	14.5	2.7	2	0.3	77	< 0.4	15.7	9.5	9.2	1.064
276120	1.09	12.6	1.9	< 1	0.8	170	< 0.4	14.2	8.2	8.3	1.049
276121	1.55	12.4	3.5	1	1.1	61	0.8	18.6	5.2	4.4	1.037
276122	1.36	15.6	2.6	2	0.2	155	19.5	16.4	6.0	6.3	1.007
276123	1.20	12.9	2.1	1	< 0.1	141	12.8	15.0	10.7	11.8	1.071
276125	1.34	18.4	2.7	2	0.2	67	< 0.4	20.2	10.8	10.6	1.021
276126	1.26	16.3	3.0	< 1	< 0.1	43	0.5	17.1	6.2	5.9	1.021
276129	0.37	4.3	0.9	2	0.7	28	1.3	2.3	0.7	0.8	1.066
276130	1.50	12.2	3.7	< 1	1.0	35	0.6	18.1	4.8	4.8	1.030
276131	1.49	13.5	5.5	1	1.7	57	0.7	19.5	5.6	4.8	1.038
276132	1.55	14.5	6.0	1	2.3	95	1.5	20.2	5.3	5.2	1.043
276133	1.45	13.3	5.2	5	1.4	71	2.2	19.3	4.8	4.9	1.043
276134	1.49	13.5	5.4	2	1.3	28	< 0.4	18.7	5.2	5.1	1.021
276135	1.37	12.9	4.2	8	1.4	57	39.6	15.1	10.4	10.5	1.030
276138	1.33	15.0	2.0	1	< 0.1	132	1.2	17.2	8.1	8.0	1.011

Analyte Symbol	Lu	Hf	Ta	W	Tl	Pb	Bi	Th	U	U	Mass
Unit Symbol	ppm	ppm	ppm	ppm	ppm	ppm	ppm	ppm	ppm	ppm	g
Detection Limit	0.04	0.2	0.1	1	0.1	5	0.4	0.1	0.1	0.1	
Analysis Method	FUS-MS	FUS-MS	FUS-MS	FUS-MS	FUS-MS	FUS-MS	FUS-MS	FUS-MS	FUS-MS	DNC	DNC
276139	1.33	19.4	3.6	19	1.5	28	2.2	13.2	4.5	4.3	1.048
276140	1.37	20.3	3.6	3	1.6	16	1.5	13.5	3.8	3.8	1.065
276141	0.77	6.6	1.6	2	< 0.1	15	0.6	11.4	3.3	3.3	1.041
276142	1.02	9.5	2.8	< 1	< 0.1	21	1.1	13.9	4.4	4.9	1.078
276143	2.08	21.3	6.6	7	< 0.1	147	3.0	33.0	10.7	10.4	1.033
276144	1.14	10.7	3.1	< 1	< 0.1	83	2.2	15.5	5.2	5.6	1.067
276145	1.04	10.7	3.6	< 1	< 0.1	20	< 0.4	16.9	5.0	5.0	1.055
276146	1.85	19.9	6.9	5	< 0.1	17	2.3	34.4	9.3	9.3	1.027
276147	2.03	20.4	7.1	1	< 0.1	20	0.8	32.3	10.8	12.1	1.046
276148	1.72	19.0	7.6	< 1	< 0.1	44	1.2	30.2	9.4	8.6	1.055
276149	2.41	26.5	10.8	1	< 0.1	15	1.6	42.0	12.9	11.6	1.080
276150	1.92	19.5	7.3	< 1	< 0.1	69	3.4	30.7	9.9	10.8	1.075
276151	1.44	15.5	5.8	1	0.1	111	1.2	23.1	7.6	8.1	1.028
276152	1.48	15.5	5.4	< 1	< 0.1	24	< 0.4	21.0	7.7	7.2	1.038
276153	1.39	15.0	5.7	1	< 0.1	31	0.6	22.5	8.3	7.7	1.060
276154	1.71	17.8	6.5	< 1	< 0.1	13	0.6	23.5	8.7	8.7	1.067
276155	1.59	16.6	5.8	2	< 0.1	20	1.0	22.8	9.2	8.9	1.067
276156	1.34	14.6	6.5	< 1	< 0.1	19	1.9	21.8	8.5	8.0	1.047
276161	1.76	19.4	8.0	1	< 0.1	16	1.6	29.6	9.5	8.6	1.041
276162	1.52	16.0	6.8	< 1	< 0.1	16	< 0.4	25.8	9.0	9.0	1.051
276167	1.88	20.2	8.4	1	< 0.1	72	3.8	29.9	11.4	11.5	1.069
276168	1.49	16.3	6.5	< 1	0.5	24	0.6	24.7	8.5	8.3	1.022
276169	1.39	14.4	6.2	< 1	0.2	45	3.3	23.4	7.4	7.2	1.061
276170	1.50	16.2	6.9	1	< 0.1	202	4.3	24.0	7.7	7.2	1.060
276171	1.38	14.5	5.8	2	0.1	68	2.3	21.3	7.0	7.2	1.051
276172	2.32	23.5	9.8	1	< 0.1	62	2.8	33.0	11.8	12.3	1.060
276173	2.07	20.8	8.9	2	< 0.1	103	5.6	31.8	11.0	11.2	1.083
276174	2.19	22.5	9.1	2	0.2	194	6.4	32.6	11.2	11.2	1.071
276175	1.76	20.6	4.0	2	< 0.1	114	4.4	21.0	7.9	8.0	1.051
276176	1.74	20.1	4.0	2	< 0.1	49	2.5	21.1	8.6	8.0	1.022
276177	1.18	14.3	2.9	3	< 0.1	117	1.5	15.7	4.1	4.1	1.050
276178	1.07	12.6	2.5	2	0.1	38	1.6	13.0	3.9	3.7	1.020
276179	1.19	14.5	2.9	2	2.1	45	1.7	15.2	3.7	3.7	1.047
276180	1.28	14.7	3.1	2	1.0	67	2.3	16.1	5.1	5.1	1.071
276181	1.15	13.4	2.7	2	1.8	265	1.0	14.4	6.4	6.3	1.011
276182	1.22	14.7	3.0	2	1.5	70	0.5	15.4	7.2	6.5	1.053
276300	1.40	15.6	3.1	2	1.4	109	0.9	16.3	3.4	3.1	1.065
276302	2.42	24.6	8.6	1	0.4	22	< 0.4	36.7	11.2	11.1	1.055
276306	1.98	23.1	4.1	2	< 0.1	65	0.7	22.4	39.7	40.4	1.061
276318	1.48	16.7	3.1	2	0.6	190	< 0.4	20.0	10.9	10.5	1.028
276318	1.44	16.2	2.4	2	0.5	74	< 0.4	19.0	13.5	14.2	1.065
276319	1.65	19.6	3.5	1	0.2	42	< 0.4	19.0	10.3	10.4	1.052
276320	1.54	18.3	3.3	1	0.8	98	< 0.4	17.3	7.1	7.7	1.011
276321	2.46	27.1	4.7	1	< 0.1	13	< 0.4	30.8	37.8	36.0	1.026
276322	1.48	17.5	3.1	1	0.3	63	0.4	17.1	7.4	7.3	1.080
276326	1.83	21.7	4.0	2	0.1	92	1.1	24.5	17.3	17.3	1.058
276328	1.41	15.9	3.0	2	0.8	68	0.7	17.7	11.1	10.8	1.054
276329	1.21	13.0	2.1	2	1.5	80	0.5	16.0	5.1	5.9	1.057
276331	1.64	18.6	3.5	5	< 0.1	40	1.0	27.9	7.2	6.8	1.073
276334	0.47	9.3	1.3	21	1.4	63	4.7	10.4	2.4	2.5	1.066
276335	0.43	8.3	1.2	2	1.4	39	< 0.4	10.2	2.5	2.3	1.028
276336	0.45	8.1	1.3	1	1.2	18	0.4	10.3	2.4	2.3	1.035

Analyte Symbol	Lu	Hf	Ta	W	Tl	Pb	Bi	Th	U	U	Mass
Unit Symbol	ppm	ppm	ppm	ppm	ppm	ppm	ppm	ppm	ppm	ppm	g
Detection Limit	0.04	0.2	0.1	1	0.1	5	0.4	0.1	0.1	0.1	
Analysis Method	FUS-MS	FUS-MS	FUS-MS	FUS-MS	FUS-MS	FUS-MS	FUS-MS	FUS-MS	FUS-MS	DNC	DNC
276337	0.45	8.5	1.4	3	1.4	546	3.2	11.1	2.9	2.7	1.083
276338	0.53	8.0	1.3	3	0.7	121	0.8	6.8	2.2	1.8	1.042
276340	0.34	6.4	1.1	2	5.2	19	1.8	8.9	1.9	1.7	1.001
276342	0.60	5.4	1.3	4	5.4	62	3.0	2.7	1.6	1.8	1.077
276343	0.65	6.3	1.2	4	6.3	182	4.8	4.8	2.3	2.3	1.020
276350	1.52	15.9	6.8	< 1	1.6	113	30.8	24.8	7.2	7.4	1.038
276352	1.61	16.3	7.3	2	1.5	16	10.1	25.0	7.3	7.5	1.025
276353	1.53	15.9	7.1	< 1	1.9	21	13.9	24.5	7.4	7.0	1.034
276355	1.87	19.1	7.8	1	17.1	499	66.2	28.9	9.3	10.4	1.073
276357	1.72	16.3	7.4	2	4.8	15	18.4	27.5	10.5	11.1	1.022
276358	1.55	15.4	5.6	1	2.2	9	8.2	23.4	9.6	10.2	1.016
276360	1.66	19.7	3.8	< 1	0.4	33	5.1	20.8	21.5	20.3	1.059
276362	1.46	15.6	3.1	< 1	0.2	58	1.0	17.3	32.4	38.1	1.080
276363	1.54	17.6	3.3	< 1	0.2	14	1.3	19.4	33.8	36.1	1.048
276364	1.93	22.8	4.2	1	0.4	110	3.0	24.4	55.7	55.9	1.061
276365	1.66	19.3	3.5	1	< 0.1	37	5.0	20.3	24.2	23.2	1.046
276366	1.55	17.4	3.2	1	0.1	341	22.0	19.2	17.2	17.5	1.076
276367	1.76	20.9	3.8	< 1	< 0.1	11	3.9	22.1	31.8	32.6	1.079
276370	2.00	24.4	3.7	< 1	< 0.1	20	4.7	26.3	35.9	38.6	1.077
276372	2.22	26.9	4.5	1	< 0.1	33	3.9	28.2	41.7	42.1	1.043
276375	2.42	27.3	4.9	2	< 0.1	32	5.2	28.3	28.1	28.8	1.065
276376	2.44	28.0	5.1	2	< 0.1	10	0.9	29.4	42.4	40.5	1.065
276377	1.81	17.5	3.8	6	< 0.1	37	2.0	19.7	25.1	23.5	1.068
276378	2.51	23.8	4.7	3	< 0.1	8	0.6	34.3	47.0	43.9	1.025
276384	1.86	21.4	3.9	2	< 0.1	71	1.0	25.0	46.1	43.8	1.084
276389	1.78	22.8	4.1	2	< 0.1	16	< 0.4	20.0	44.1	41.6	1.048
276390	2.01	21.6	4.0	2	< 0.1	638	3.2	20.8	34.0	34.6	1.063
276391	1.76	17.3	3.3	2	0.1	39	< 0.4	20.3	38.4	40.1	1.077
276392	1.85	17.9	3.5	2	< 0.1	64	0.5	18.3	26.5	24.9	1.041
276394	1.20	14.2	2.7	2	0.4	107	< 0.4	15.7	6.3	6.6	1.025
276398	1.68	22.8	4.4	2	< 0.1	22	< 0.4	22.3	27.9	26.4	1.076

Quality Control

Analyte Symbol	SiO2	Al2O3	Fe2O3(T)	MnO	MgO	CaO	Na2O	K2O	TiO2	P2O5	LOI	Total	Sc	Be	V	Cr	Co	Ni	Cu	Zn	Ga	Ge	As	Rb
Unit Symbol	%	%	%	%	%	%	%	%	%	%	%	%	ppm	ppm	ppm	ppm	ppm	ppm	ppm	ppm	ppm	ppm	ppm	ppm
Detection Limit	0.01	0.01	0.01	0.001	0.01	0.01	0.01	0.01	0.001	0.01		0.01	1	1	5	20	1	20	10	30	1	1	5	2
Analysis Method	FUS-ICP	FUS-ICP	FUS-ICP	FUS-ICP	FUS-ICP	FUS-ICP	FUS-ICP	FUS-ICP	FUS-ICP	FUS-ICP	FUS-ICP	FUS-ICP	FUS-ICP	FUS-ICP	FUS-ICP	FUS-MS	FUS-MS	FUS-MS	FUS-MS	FUS-MS	FUS-MS	FUS-MS	FUS-MS	FUS-MS
GXR-1 Meas																< 20	7	40	1110	750	17		427	3
GXR-1 Cert																12.0	8.20	41.0	1110	760	13.8		427	14.0
WMG-1 Meas																810	197	2540	5770	120	11		7	
WMG-1 Cert																770	200	2700	5900	110	10.3		7.00	
DH-1a Meas																								
DH-1a Cert																								
DH-1a Meas																								
DH-1a Cert																								
NIST 694 Meas	11.22	1.69	0.71	0.011	0.32	42.97	0.86	0.51	0.112	30.10					1592									
NIST 694 Cert	11.2	1.80	0.790	0.0116	0.330	43.6	0.860	0.510	0.110	30.2					1740									
DNC-1 Meas	48.40	18.23	9.52	0.148	10.11	11.29	1.89	0.22	0.485	0.08			31	< 1	186	280	56	250	110	80	15	1	< 5	4
DNC-1 Cert	47.0	18.3	9.93	0.149	10.1	11.3	1.87	0.234	0.480	0.0900			31.0	1.00	148	285	54.7	247	98.0	66.0	15.0	1.30	0.200	4.50
BIR-1 Meas	48.50	15.88	11.26	0.173	9.61	13.55	1.85	< 0.01	0.995	0.03			44	1	360	380	50	170	130	80	16	1	< 5	< 2
BIR-1 Cert	47.8	15.4	11.3	0.171	9.68	13.2	1.75	0.0300	0.960	0.0500			44.0	0.580	313	382	51.4	166	126	71.0	16.0	1.50	0.440	0.250
GXR-2 Meas																30	7	< 20	80	530	33		14	76
GXR-2 Cert																36.0	8.60	21.0	76.0	530	37.0		25.0	78.0
FK-N Meas	65.77	18.54	0.11	0.002	< 0.01	0.08	2.45	12.73	0.001	0.02														
FK-N Cert	65.0	18.6	0.0900	0.00500	0.0100	0.110	2.58	12.8	0.0200	0.0240			< 1	1	< 5									
LKSD-3 Meas													1.00	1.00	5.00									
LKSD-3 Cert																70	30	50	40	80			22	80
MAG-1 (Depleted) Meas																87.0	30.0	47.0	35.0	152			27.0	76.0
MAG-1 (Depleted) Cert																90	21	50	30	140	23		7	155
NIST 1633b Meas	49.24	28.42	10.97	0.017	0.78	2.17	0.27	2.34	1.311	0.59						97.0	20.4	53.0	30.0	130	20.4		9.20	149
NIST 1633b Cert	49.2	28.4	11.1	0.0200	0.800	2.11	0.270	2.35	1.32	0.530			41		300									
SY-2 Meas													41.0		298									
SY-2 Cert																								
SY-2 Meas																								
SY-2 Cert																								
SY-2 Meas																								
SY-2 Cert																								
SY-3 Meas	60.19	12.08	6.18	0.322	2.61	8.10	4.28	4.64	0.137	0.48			7	22	67									
SY-3 Cert	59.6	11.8	6.49	0.320	2.67	8.25	4.12	4.23	0.150	0.540			7.00	20.0	50.0									
W-2a Meas	52.20	15.27	10.58	0.166	6.36	10.99	2.22	0.64	1.070	0.14			35	2	265	90	43	70	120	100	19	2	< 5	22
W-2a Cert	52.4	15.4	10.7	0.183	6.37	10.9	2.14	0.626	1.06	0.130			36.0	1.30	262	92.0	43.0	70.0	110	80.0	17.0	1.00	1.20	21.0
NIST 696 Meas	3.82	53.39	8.31	0.004	< 0.01	< 0.01		0.02	2.593	0.05					387									
NIST 696 Cert	3.79	54.5	8.70	0.00400	0.0120	0.0160		0.00900	2.64	0.0500					403									
BL-4a Meas																								
BL-4a Cert																								
JSD-3 Meas	75.13	9.72	4.16	0.142	1.12	0.54	0.40	1.90	0.410	0.09														
JSD-3 Cert	76.000	9.908	4.368	0.148	1.17	0.56	0.411	1.971	0.403	0.0817														
CTA-AC-1 Meas																	< 1		80	50				
CTA-AC-1 Cert																	2.72		54.0	38.0				

Quality Control

Analyte Symbol	SiO2	Al2O3	Fe2O3(T)	MnO	MgO	CaO	Na2O	K2O	TiO2	P2O5	LOI	Total	Sc	Be	V	Cr	Co	Ni	Cu	Zn	Ga	Ge	As	Rb
Unit Symbol	%	%	%	%	%	%	%	%	%	%	%	%	ppm	ppm	ppm	ppm	ppm	ppm	ppm	ppm	ppm	ppm	ppm	ppm
Detection Limit	0.01	0.01	0.01	0.001	0.01	0.01	0.01	0.01	0.001	0.01		0.01	1	1	5	20	1	20	10	30	1	1	5	2
Analysis Method	FUS-ICP	FUS-ICP	FUS-ICP	FUS-ICP	FUS-ICP	FUS-ICP	FUS-ICP	FUS-ICP	FUS-ICP	FUS-ICP	FUS-ICP	FUS-ICP	FUS-ICP	FUS-ICP	FUS-ICP	FUS-MS	FUS-MS	FUS-MS	FUS-MS	FUS-MS	FUS-MS	FUS-MS	FUS-MS	FUS-MS
276125 Orig	79.98	10.13	3.08	0.028	0.06	0.28	5.60	0.57	0.207	0.04	0.61	100.6	< 1	5	< 5	< 20	< 1	< 20	20	110	27	< 1	5	13
276125 Dup	78.78	10.05	3.08	0.028	0.06	0.28	5.59	0.57	0.206	0.03	0.61	99.26	< 1	5	6	20	< 1	< 20	20	110	28	< 1	6	13
276130 Split																								
276144 Orig	79.00	8.82	1.54	0.037	0.14	1.15	4.97	0.08	0.079	0.03	0.60	96.64	< 1	3	20	40	1	< 20	20	30	25	< 1	< 5	< 2
276144 Dup	82.52	8.87	1.57	0.038	0.15	1.20	4.84	0.06	0.078	0.03	0.60	100.2	< 1	3	18	30	1	< 20	20	30	26	< 1	6	< 2
276169 Orig	73.37	11.32	2.52	0.038	0.27	3.31	4.73	0.41	0.163	0.05	0.86	97.03	2	6	43	< 20	2	< 20	< 10	60	32	1	< 5	12
276169 Dup	74.80	11.50	2.53	0.035	0.25	3.32	4.90	0.45	0.164	0.04	0.86	98.86	2	6	40	30	2	< 20	< 10	60	33	1	< 5	12
276170 Split																								
276318 Orig	74.21	11.03	3.82	0.046	0.15	1.04	5.21	1.83	0.303	0.07	1.26	98.97	1	4	9	< 20	1	< 20	70	310	26	1	10	49
276318 Dup	72.58	10.66	3.72	0.043	0.16	1.01	4.92	1.91	0.287	0.06	1.26	96.64	2	4	12	< 20	1	< 20	60	300	26	< 1	< 5	50
276338 Split																								
276340 Orig	72.98	9.56	4.85	0.059	2.22	3.24	0.51	2.82	0.789	0.11	2.29	99.42	10	6	102	60	15	40	20	110	14	1	< 5	193
276340 Dup	69.98	9.19	4.68	0.058	2.19	3.17	0.50	2.78	0.780	0.11	2.29	95.70	10	6	85	60	14	20	10	110	12	1	< 5	170
276372 Orig	67.98	15.99	3.10	0.027	0.05	3.64	8.02	0.07	0.338	0.13	0.81	100.2	< 1	3	38	< 20	< 1	< 20	< 10	< 30	48	2	< 5	< 2
276372 Dup	67.15	16.24	3.12	0.027	0.06	3.57	7.78	0.02	0.336	0.13	0.81	99.24	< 1	3	30	< 20	< 1	< 20	< 10	< 30	48	3	< 5	< 2
276398 Split																								
Method Blank Method Blank																< 20	< 1	< 20	< 10	< 30	< 1	< 1	< 5	< 2
Method Blank Method Blank																								

Quality Control																								
Analyte Symbol	Br	Y	Zr	Nb	Mo	Ag	In	Sn	Sb	Cs	Ba	La	Ce	Pr	Nd	Sm	Eu	Gd	Tb	Dy	Ho	Er	Tm	Yb
Unit Symbol	ppm	ppm	ppm	ppm	ppm	ppm	ppm	ppm	ppm	ppm	ppm	ppm	ppm	ppm	ppm	ppm	ppm	ppm	ppm	ppm	ppm	ppm	ppm	ppm
Detection Limit	2	2	4	1	2	0.5	0.2	1	0.5	0.5	3	0.1	0.1	0.05	0.1	0.1	0.05	0.1	0.1	0.1	0.1	0.1	0.05	0.1
Analysis Method	FUS-ICP	FUS-ICP	FUS-ICP	FUS-MS	FUS-MS	FUS-MS	FUS-MS	FUS-MS	FUS-MS	FUS-MS	FUS-ICP	FUS-MS	FUS-MS	FUS-MS	FUS-MS	FUS-MS	FUS-MS	FUS-MS	FUS-MS	FUS-MS	FUS-MS	FUS-MS	FUS-MS	FUS-MS
GXR-1 Meas				2	17	32.0	0.8	54	114	2.9		8.0	15.7		6.0	2.6	0.64	3.9	0.6	4.7			0.40	2.1
GXR-1 Cert				0.800	16.0	31.0	0.770	54.0	122	3.00		7.50	17.0		16.0	2.70	0.690	4.20	0.630	4.30			0.430	1.90
WMG-1 Meas				6	< 2	1.6		2	3.3	< 0.5		8.3	17.7		9.0	2.3	0.78		0.4	2.5	0.5		0.22	1.2
WMG-1 Cert				6.00	1.40	2.70		2.20	1.80	0.480		8.20	16.0		9.00	2.30	0.820		0.300	2.80	0.500		0.200	1.30
DH-1a Meas																								
DH-1a Cert																								
DH-1a Meas																								
DH-1a Cert																								
NIST 694 Meas																								
NIST 694 Cert																								
DNC-1 Meas	141	17	34	2	< 2	< 0.5			< 0.5	< 0.5	107	3.7	8.6	1.14	4.6	1.4	0.60	2.0	0.4	2.7	0.6	2.0	0.32	1.6
DNC-1 Cert	145	18.0	41.0	3.00	0.700	0.0270			0.060	0.340	114	3.80	10.6	1.30	4.90	1.38	0.590	2.00	0.410	2.70	0.620	2.00	0.360	2.01
BIR-1 Meas	109	14	11	< 1	< 2	< 0.5		< 1	< 0.5	< 0.5	10	0.6	2.0	0.38	2.2	1.1	0.53	1.8	0.4	2.5	0.6	1.8	0.28	1.8
BIR-1 Cert	108	16.0	16.0	0.600	0.590	0.0360		0.650	0.580	0.00500	7.00	0.620	1.95	0.380	2.50	1.10	0.540	1.85	0.360	2.50	0.570	1.70	0.260	1.65
GXR-2 Meas				8	< 2	14.9	< 0.2	2	20.2	4.9		23.2	47.8		16.7	3.3	0.70	2.9	0.5	2.6			0.26	1.5
GXR-2 Cert				11.0	2.10	17.0	0.252	1.70	49.0	5.20		25.6	51.4		19.0	3.50	0.810	3.30	0.460	3.30			0.300	2.04
FK-N Meas	38	< 2	< 4								208													
FK-N Cert	39.0	0.500	13.0								200													
LKSD-3 Meas				10	< 2	1.0		2	1.1	2.3		49.3	93.5		40.6	7.8	1.47		0.9	4.9				2.6
LKSD-3 Cert				8.00	2.00	2.70		3.00	1.30	2.30		52.0	90.0		44.0	8.00	1.50		1.00	4.90				2.70
MAG-1 (Depleted) Meas				14	< 2	< 0.5	< 0.2	3	< 0.5	6.8		41.8	87.0	10.3	34.4	7.1	1.46	6.0	1.0	4.9	0.9	2.8	0.42	2.4
MAG-1 (Depleted) Cert				12.0	1.60	0.0800	0.180	3.60	0.960	6.60		43.0	88.0	9.30	36.0	7.50	1.60	5.80	0.960	5.20	1.02	3.00	0.430	2.60
NIST 1633b Meas	1044										709													
NIST 1633b Cert	1040										709													
SY-2 Meas																								
SY-2 Cert																								
SY-2 Meas																								
SY-2 Cert																								
SY-2 Meas																								
SY-2 Cert																								
SY-3 Meas	276	135	288								481													
SY-3 Cert	302	718	320								450													
W-2a Meas	195	21	89	8	< 2	< 0.5			1.0	0.9	173	11.0	24.4		12.1	3.3	1.16		0.7	3.9	0.8	2.3	0.35	2.0
W-2a Cert	190	24.0	84.0	7.90	0.600	0.0460			0.790	0.990	182	10.0	23.0		13.0	3.30	1.00		0.630	3.80	0.780	2.50	0.380	2.10
NIST 696 Meas			1051																					
NIST 696 Cert			1040																					
BL-4a Meas																								
BL-4a Cert																								
JSD-3 Meas																								
JSD-3 Cert																								
CTA-AC-1 Meas												> 2000	> 3000		1090	174	49.7	142	17.2					11.6
CTA-AC-1 Cert												2178	3326		1087	162	46.7	124	13.9					11.4

Quality Control																								
Analyte Symbol	Sr	Y	Zr	Nb	Mo	Ag	In	Sn	Sb	Cs	Ba	La	Ce	Pr	Nd	Sm	Eu	Gd	Tb	Dy	Ho	Er	Tm	Yb
Unit Symbol	ppm	ppm	ppm	ppm	ppm	ppm	ppm	ppm	ppm	ppm	ppm	ppm	ppm	ppm	ppm	ppm	ppm	ppm	ppm	ppm	ppm	ppm	ppm	ppm
Detection Limit	2	2	4	1	2	0.5	0.2	1	0.5	0.5	3	0.1	0.1	0.05	0.1	0.1	0.05	0.1	0.1	0.1	0.1	0.1	0.05	0.1
Analysis Method	FUS-ICP	FUS-ICP	FUS-ICP	FUS-MS	FUS-MS	FUS-MS	FUS-MS	FUS-MS	FUS-MS	FUS-MS	FUS-ICP	FUS-MS	FUS-MS	FUS-MS	FUS-MS	FUS-MS	FUS-MS	FUS-MS	FUS-MS	FUS-MS	FUS-MS	FUS-MS	FUS-MS	FUS-MS
276125 Orig	19	98	690	41	8	< 0.5	< 0.2	5	1.5	< 0.5	18	76.5	157	21.5	81.5	15.6	0.71	16.9	2.9	17.9	3.7	10.8	1.57	9.9
276125 Dup	18	96	673	41	8	< 0.5	< 0.2	5	2.3	< 0.5	15	76.5	158	21.3	81.4	15.6	0.72	17.1	3.0	17.6	3.7	10.8	1.58	9.8
276130 Split																								
276144 Orig	51	81	302	39	3	< 0.5	< 0.2	6	12.6	< 0.5	6	42.8	97.2	11.6	47.7	10.4	0.14	12.0	2.2	14.0	2.9	8.5	1.26	8.0
276144 Dup	55	79	315	41	4	< 0.5	< 0.2	6	12.7	< 0.5	10	45.6	102	12.3	49.7	10.9	0.14	12.7	2.3	14.9	3.1	9.1	1.33	8.5
276169 Orig	183	122	379	80	4	< 0.5	0.9	40	< 0.5	< 0.5	39	23.8	60.2	8.54	40.3	11.3	0.32	13.6	2.7	16.7	4.0	12.1	1.76	10.5
276169 Dup	185	123	357	86	4	< 0.5	0.9	43	< 0.5	< 0.5	36	24.8	62.4	8.76	41.4	11.6	0.34	14.1	2.8	19.3	4.1	12.4	1.80	10.9
276170 Split																								
276316 Orig	43	96	672	44	19	< 0.5	< 0.2	5	11.1	0.6	60	73.2	182	20.6	81.2	16.5	0.89	15.4	2.7	17.6	3.7	10.9	1.62	10.4
276316 Dup	42	91	693	46	19	< 0.5	< 0.2	4	< 0.5	0.6	59	76.0	183	20.6	81.0	16.7	0.91	15.6	2.8	17.8	3.7	11.1	1.63	10.2
276336 Split																								
276340 Orig	77	22	340	16	3	0.6	< 0.2	12	< 0.5	12.5	153	32.6	70.6	7.59	28.5	5.3	1.07	4.9	0.8	4.3	0.9	2.4	0.36	2.3
276340 Dup	74	22	304	14	2	< 0.5	< 0.2	11	1.8	11.8	148	31.0	66.2	7.55	28.1	5.1	1.03	4.8	0.7	4.2	0.9	2.4	0.37	2.4
276372 Orig	137	154	1074	73	< 2	< 0.5	1.0	194	0.7	< 0.5	9	154	319	35.8	142	29.7	1.29	28.4	4.8	28.3	5.7	16.4	2.42	15.4
276372 Dup	140	156	1169	88	< 2	< 0.5	1.1	214	5.3	< 0.5	9	150	318	37.7	144	28.3	1.24	28.5	4.9	29.4	6.0	17.0	2.51	16.1
276398 Split																								
Method Blank Method Blank				< 1	< 2	< 0.5	< 0.2	< 1	< 0.5	< 0.5		< 0.1	< 0.1	< 0.05	< 0.1	< 0.1	< 0.05	< 0.1	< 0.1	< 0.1	< 0.1	< 0.1	< 0.05	< 0.1
Method Blank Method Blank																								

Quality Control

Analyte Symbol	Lu	Hf	Ta	W	Tl	Pb	Bi	Th	U	U	Mass
Unit Symbol	ppm	ppm	ppm	ppm	ppm	ppm	ppm	ppm	ppm	ppm	g
Detection Limit	0.04	0.2	0.1	1	0.1	5	0.4	0.1	0.1	0.1	
Analysis Method	FUS-MS	FUS-MS	FUS-MS	FUS-MS	FUS-MS	FUS-MS	FUS-MS	FUS-MS	FUS-MS	DNC	DNC
GXR-1 Meas	0.28	0.8	< 0.1	184	0.5	731	1380	2.7	34.8		
GXR-1 Cert	0.260	0.960	0.175	184	0.390	730	1380	2.44	34.9		
WMG-1 Meas	0.19	1.5	0.3	< 1		17		1.2	0.7		
WMG-1 Cert	0.210	1.30	0.500	1.30		15.0		1.10	0.650		
DH-1a Meas										2820	
DH-1a Cert										2630	
DH-1a Meas										2830	
DH-1a Cert										2630	
NIST 694 Meas											
NIST 694 Cert											
DNC-1 Meas	0.28	1.0	< 0.1	< 1	< 0.1	< 5	< 0.4	0.3	< 0.1		
DNC-1 Cert	0.320	1.01	0.0980	0.200	0.0260	6.30	0.0200	0.200	0.100		
BIR-1 Meas	0.23	0.5	< 0.1	< 1	< 0.1	< 5	< 0.4	< 0.1	< 0.1		
BIR-1 Cert	0.260	0.600	0.0400	0.0700	0.0100	3.00	0.0200	0.0300	0.0100		
GXR-2 Meas	0.23	5.2	0.7	1	1.0	593	< 0.4	8.0	2.7		
GXR-2 Cert	0.270	8.30	0.900	1.90	1.03	590	0.690	8.80	2.90		
FK-N Meas											
FK-N Cert											
LKSD-3 Meas	0.40	4.6	0.7	< 1		< 5		11.5	4.8		
LKSD-3 Cert	0.400	4.60	0.700	2.00		29.0		11.4	4.60		
MAG-1 (Depleted) Meas	0.35	3.3	1.2	2	0.4	20	< 0.4	12.3	2.9		
MAG-1 (Depleted) Cert	0.400	3.70	1.10	1.40	0.590	24.0	0.340	11.9	2.70		
NIST 1633b Meas											
NIST 1633b Cert											
SY-2 Meas										284	
SY-2 Cert										284	
SY-2 Meas										279	
SY-2 Cert										284	
SY-2 Meas										286	
SY-2 Cert										284	
SY-3 Meas											
SY-3 Cert											
W-2a Meas	0.29	2.5	0.5	< 1	0.1	10	< 0.4	2.3	0.5		
W-2a Cert	0.330	2.60	0.500	0.300	0.200	9.30	0.0300	2.40	0.530		
NIST 696 Meas											
NIST 696 Cert											
BL-4a Meas										1260	
BL-4a Cert										1250	
JSD-3 Meas											
JSD-3 Cert											
CTA-AC-1 Meas	1.11	1.9	3.0					26.0	4.5		
CTA-AC-1 Cert	1.08	1.13	2.65					21.8	4.4		

Quality Control

Analyte Symbol	Lu	Hf	Ta	W	Tl	Pb	Bi	Th	U	U	Mass
Unit Symbol	ppm	ppm	ppm	ppm	ppm	ppm	ppm	ppm	ppm	ppm	g
Detection Limit	0.04	0.2	0.1	1	0.1	5	0.4	0.1	0.1	0.1	
Analysis Method	FUS-MS	FUS-MS	FUS-MS	FUS-MS	FUS-MS	FUS-MS	FUS-MS	FUS-MS	FUS-MS	DNC	DNC
276125 Orig	1.35	16.5	2.7	2	0.2	66	< 0.4	20.2	10.9		
276125 Dup	1.34	16.3	2.7	2	0.2	69	< 0.4	20.2	10.8		
276130 Split										5.2	1.027
276144 Orig	1.11	10.4	3.0	< 1	< 0.1	52	1.8	15.1	5.1		
276144 Dup	1.17	11.0	3.1	1	< 0.1	75	2.5	16.0	5.3		
276169 Orig	1.38	13.7	5.9	< 1	0.2	45	3.3	23.1	7.2		
276169 Dup	1.43	15.0	6.5	< 1	0.2	48	3.3	23.8	7.7		
276170 Split										7.0	1.067
276316 Orig	1.48	18.2	3.0	2	0.6	232	< 0.4	19.8	10.7		
276316 Dup	1.47	17.3	3.1	2	0.5	148	< 0.4	20.2	11.0		
276338 Split										1.3	1.036
276340 Orig	0.34	8.6	1.1	2	5.3	19	1.7	9.2	2.0		
276340 Dup	0.34	8.1	1.1	2	5.0	19	1.8	8.6	1.9		
276372 Orig	2.18	27.0	4.1	1	< 0.1	33	3.7	28.2	39.8		
276372 Dup	2.27	26.9	4.9	1	< 0.1	33	4.1	28.2	43.4		
276398 Split										28.9	1.048
Method Blank Method Blank	< 0.04	< 0.2	< 0.1	< 1	< 0.1	< 5	< 0.4	< 0.1	< 0.1		
Method Blank Method Blank										< 0.1	1.000

Quality Analysis ...



Innovative Technologies

Date Submitted: 11-Oct-07
Invoice No.: A07-4941
Invoice Date: 11-Dec-07
Your Reference:

Tripple Uranium Resources
108-F Trider Crescent
Dartmouth NS B3B 1R6
Canada

ATTN: Neil Downey-Results

CERTIFICATE OF ANALYSIS

168 Rock samples were submitted for analysis.

The following analytical package was requested: Code 4LITHO (11+) Major Elements Fusion ICP(WRA)/Trace Elements Fusion ICP/MS(WRA4B2)

REPORT **A07-4941**

This report may be reproduced without our consent. If only selected portions of the report are reproduced, permission must be obtained. If no instructions were given at time of sample submittal regarding excess material, it will be discarded within 90 days of this report. Our liability is limited solely to the analytical cost of these analyses. Test results are representative only of material submitted for analysis.

Notes:
We recommend using option 4B1 for accurate levels of the base metals Cu, Pb, Zn, Ni and Ag. Option 4B-INAA for As, Sb, high W >100ppm, Cr >1000ppm and Sn >50ppm by Code 5D. Values for these elements provided by Fusion ICP/MS, are order of magnitude only and are provided for general information. Mineralized samples should have the Quant option selected or request assays for values which exceed the range of option 4B1. Total includes all elements in % oxide to the left of total.

CERTIFIED BY :

Eric Hoffman, Ph.D.
President/General Manager

ACTIVATION LABORATORIES LTD.

1336 Sandhill Drive, Ancaster, Ontario Canada L9G 4V5 TELEPHONE +1.905.648.9611 or +1.888.228.5227 FAX +1.905.648.9613
E-MAIL ancaster@actlabsint.com ACTLABS GROUP WEBSITE http://www.actlabsint.com

Analyte Symbol	SiO2	Al2O3	Fe2O3(T)	MnO	MgO	CaO	Na2O	K2O	TiO2	P2O5	LOI	Total	Sc	Be	V	Ba	Sr	Y	Zr	Cr	Co	Ni	Cu	Zn
Unit Symbol	%	%	%	%	%	%	%	%	%	%	%	%	ppm	ppm	ppm	ppm	ppm	ppm	ppm	ppm	ppm	ppm	ppm	ppm
Detection Limit	0.01	0.01	0.01	0.001	0.01	0.01	0.01	0.01	0.001	0.01	0.01	0.01	1	1	5	3	2	2	4	20	1	20	10	30
Analysis Method	FUS-ICP	FUS-ICP	FUS-ICP	FUS-ICP	FUS-ICP	FUS-ICP	FUS-ICP	FUS-ICP	FUS-ICP	FUS-ICP	FUS-ICP	FUS-ICP	FUS-ICP	FUS-ICP	FUS-ICP	FUS-ICP	FUS-ICP	FUS-ICP	FUS-ICP	FUS-MS	FUS-MS	FUS-MS	FUS-MS	FUS-MS
276101	58.22	9.83	3.86	0.099	0.82	11.06	3.40	2.35	0.557	0.09	8.06	99.37	5	3	55	190	131	76	507	< 20	7	< 20	50	320
276102	75.43	10.82	3.07	0.056	0.17	1.90	4.68	2.21	0.234	0.05	1.83	100.3	< 1	3	17	95	52	92	628	< 20	2	< 20	70	400
276103	72.49	11.04	2.97	0.071	0.51	3.96	4.44	1.83	0.326	0.05	3.03	100.7	2	4	29	68	113	78	606	< 20	4	< 20	20	130
276104	71.44	11.44	5.12	0.106	0.48	0.88	4.71	2.22	0.549	0.19	0.75	97.88	5	2	34	157	47	77	423	< 20	7	< 20	30	200
276105	62.51	18.40	6.69	0.071	0.34	1.06	10.15	0.11	0.575	0.37	0.51	100.8	4	5	37	7	33	157	911	< 20	4	< 20	20	100
276106	64.50	18.29	5.41	0.060	0.25	0.61	10.53	0.11	0.369	0.15	0.58	100.9	< 1	6	17	7	21	193	1171	< 20	1	< 20	< 10	60

Activation Laboratories Ltd. Report: A07-4941

Analyte Symbol	SiO2	Al2O3	Fe2O3(T)	MnO	MgO	CaO	Na2O	K2O	TiO2	P2O5	LOI	Total	Sc	Be	V	Ba	Sr	Y	Zr	Cr	Co	Ni	Cu	Zn
Unit Symbol	%	%	%	%	%	%	%	%	%	%	%	%	ppm	ppm	ppm	ppm	ppm	ppm	ppm	ppm	ppm	ppm	ppm	ppm
Detection Limit	0.01	0.01	0.01	0.001	0.01	0.01	0.01	0.01	0.001	0.01	0.01	0.01	1	1	5	3	2	2	4	20	1	20	10	30
Analysis Method	FUS-ICP	FUS-ICP	FUS-ICP	FUS-ICP	FUS-ICP	FUS-ICP	FUS-ICP	FUS-ICP	FUS-ICP	FUS-ICP	FUS-ICP	FUS-ICP	FUS-ICP	FUS-ICP	FUS-ICP	FUS-ICP	FUS-ICP	FUS-ICP	FUS-ICP	FUS-MS	FUS-MS	FUS-MS	FUS-MS	FUS-MS
276107	74.27	12.35	4.23	0.048	0.14	0.40	6.84	0.52	0.261	0.10	0.52	99.48	< 1	3	11	18	22	150	957	< 20	1	< 20	20	120
276108	72.27	12.22	4.47	0.048	0.12	1.37	6.45	0.84	0.267	0.45	0.64	99.33	< 1	3	14	28	34	175	953	150	2	60	50	100
276109	66.80	16.63	5.48	0.087	0.30	0.58	8.41	0.93	0.253	0.07	0.85	100.1	1	5	18	23	46	185	1045	< 20	1	< 20	20	120
276110	75.66	10.17	3.82	0.066	0.28	0.39	3.86	2.77	0.281	0.06	0.65	98.21	1	3	15	60	31	113	687	30	1	< 20	20	200
276111	80.39	8.80	2.43	0.034	0.16	0.83	3.24	2.48	0.201	0.10	0.77	99.45	< 1	2	13	113	49	118	670	< 20	1	< 20	40	110
276112	77.02	10.96	3.16	0.050	0.21	0.56	3.88	3.36	0.221	0.10	0.50	100.0	< 1	3	13	79	59	111	688	< 20	5	70	30	100
276113	74.58	12.47	2.32	0.035	0.17	2.19	5.99	0.62	0.265	0.14	1.07	99.89	2	2	32	44	99	123	848	30	1	< 20	140	70
276114	71.58	12.09	4.59	0.058	0.57	2.38	5.65	0.98	0.317	0.11	1.57	99.85	1	4	21	156	119	182	844	< 20	3	< 20	< 10	120
276115	68.23	15.89	4.60	0.028	0.16	0.87	8.91	0.12	0.299	0.26	0.46	99.84	< 1	6	10	13	30	199	1062	< 20	< 1	< 20	20	90
276116	79.12	9.21	3.13	0.042	0.23	1.02	1.81	5.12	0.208	0.04	0.65	100.6	< 1	2	11	188	105	97	692	50	1	20	10	60
276124	63.30	17.55	5.83	0.058	0.31	0.89	9.56	0.24	0.368	0.13	0.42	98.46	1	6	17	22	55	145	1139	< 20	2	< 20	< 10	110
276127	60.72	9.96	3.01	0.030	0.06	0.62	5.74	0.13	0.206	0.04	0.36	100.9	< 1	3	6	6	42	91	681	30	1	< 20	10	90
276128	76.52	11.05	3.69	0.035	0.13	0.72	5.93	< 0.01	0.225	0.04	0.36	100.7	1	3	10	6	77	104	801	< 20	1	< 20	10	110
276136	74.27	11.39	4.06	0.081	0.57	2.65	5.40	0.21	0.488	0.10	0.97	100.4	5	3	44	10	135	95	671	40	4	< 20	20	60
276137	79.16	10.04	3.47	0.302	0.12	0.75	5.56	0.21	0.213	0.05	0.47	100.4	< 1	3	11	21	45	98	679	30	2	< 20	20	70
276157	72.54	13.49	3.11	0.059	0.17	3.65	6.03	0.12	0.177	0.05	0.46	99.85	2	4	14	8	129	146	444	20	1	< 20	20	30
276158	75.25	12.59	2.68	0.034	0.15	1.27	6.35	0.07	0.151	0.05	0.30	98.89	2	4	8	9	78	133	437	20	2	< 20	< 10	70
276159	74.93	13.27	2.82	0.030	0.15	0.46	7.38	0.26	0.120	0.04	0.20	99.84	< 1	6	11	15	42	143	440	20	2	< 20	10	50
276163	71.21	15.12	2.92	0.041	0.26	0.42	7.60	0.84	0.143	0.06	0.83	99.25	2	6	11	39	43	184	516	20	2	< 20	10	60
276164	77.66	12.30	2.16	0.022	0.17	0.61	6.81	0.20	0.119	0.04	0.41	100.7	< 1	5	7	12	43	140	437	20	2	< 20	10	< 30
276165	71.36	15.03	2.47	0.024	0.23	1.19	8.05	0.50	0.138	0.05	0.50	99.55	1	6	14	27	82	182	526	< 20	2	< 20	20	60
276166	65.32	18.38	2.61	0.025	0.12	4.01	8.91	0.03	0.119	0.03	0.70	100.2	1	5	28	10	167	238	707	< 20	< 1	< 20	< 10	50
276169	44.66	14.69	13.72	0.256	7.09	7.98	2.11	3.05	2.357	0.42	3.43	99.75	38	6	292	621	223	32	182	180	43	60	140	420
276200	71.66	11.93	4.13	0.084	0.59	3.45	4.02	4.02	0.401	0.07	0.59	100.9	4	5	31	210	149	82	537	40	5	< 20	20	100
276201	66.49	12.22	5.70	0.122	1.03	4.56	3.82	4.13	0.666	0.11	0.47	99.35	7	6	44	271	164	79	495	50	10	30	20	140
276202	58.55	13.74	7.22	0.169	1.02	8.74	5.61	1.53	1.115	0.17	0.75	98.61	15	6	84	116	230	61	395	70	11	40	10	250
276203	63.11	15.12	5.47	0.119	0.37	7.72	7.58	0.24	0.426	0.07	0.89	100.9	4	10	38	12	131	108	813	< 20	2	< 20	10	90
276204	61.35	13.82	4.77	0.115	0.84	11.17	4.81	1.08	0.440	0.04	0.66	99.10	3	12	39	41	192	189	1262	< 20	< 1	< 20	10	180
276205	41.81	22.64	10.23	0.083	2.53	2.10	0.58	8.24	1.939	0.21	7.47	98.13	28	13	190	772	223	95	840	130	35	50	110	1170
276206	39.19	22.63	13.25	0.343	3.38	2.18	0.20	7.98	2.768	0.37	7.36	99.61	33	8	292	586	109	51	518	100	52	80	190	400
276207	40.96	17.14	14.69	0.239	4.98	8.71	0.73	5.35	2.501	0.43	2.97	98.70	26	4	261	283	419	32	219	30	49	60	10	220
276208	47.53	12.88	12.47	0.216	6.12	12.11	3.15	0.79	2.432	0.38	1.43	99.49	39	18	299	99	368	34	163	190	36	60	60	350
276209	76.37	11.48	3.45	0.078	0.25	0.47	3.42	4.48	0.245	0.05	0.89	101.0	< 1	4	8	43	42	115	741	< 20	1	< 20	60	130
276210	75.58	10.24	3.51	0.041	0.12	0.25	2.01	6.11	0.225	0.04	1.17	99.30	1	3	8	54	31	105	612	< 20	< 1	< 20	30	120
276211	76.31	10.53	3.51	0.042	0.11	0.28	3.08	4.48	0.225	0.06	0.44	99.09	< 1	4	6	40	31	113	797	40	< 1	< 20	30	110
276212	74.12	10.60	3.69	0.059	0.10	0.31	1.79	6.77	0.235	0.08	0.48	98.23	< 1	4	7	42	33	118	832	30	< 1	< 20	40	380
276213	72.55	12.41	3.75	0.052	0.11	0.45	2.10	7.81	0.274	0.19	0.61	100.3	< 1	5	7	70	43	128	858	< 20	< 1	< 20	20	210
276214	75.33	11.24	3.54	0.048	0.11	0.30	1.80	7.45	0.234	0.07	0.62	100.7	< 1	4	8	62	36	102	725	< 20	< 1	< 20	10	120
276215	73.65	12.35	3.58	0.041	0.08	0.59	3.00	6.32	0.242	0.31	0.64	100.8	< 1	4	7	58	50	125	887	< 20	< 1	< 20	30	180
276216	77.10	8.36	3.62	0.065	0.08	2.11	1.02	5.56	0.217	0.05	0.73	99.89	1	2	16	62	138	108	782	< 20	< 1	< 20	40	90
276217	76.17	10.52	3.48	0.038	0.07	0.30	1.57	7.03	0.222	0.06	0.34	99.80	< 1	4	7	54	36	101	710	< 20	< 1	< 20	30	250
276227	63.23	17.60	4.74	0.031	0.25	1.89	10.24	0.12	0.374	0.73	0.60	100.0	1	6	36	9	105	176	1189	< 20	1	< 20	20	< 30
276228	61.68	18.27	7.20	0.054	0.68	1.46	9.94	0.12	0.733	0.27	0.57	101.0	5	6	59	13	57	160	1187	< 20	2	< 20	< 10	40
276229	64.51	17.97	5.17	0.025	0.26	0.60	10.06	0.12	0.347	0.07	0.30	99.63	< 1	5	35	8	35	146	1128	< 20	1	< 20	< 10	< 30
276230	65.18	19.05	3.16	0.012	0.09	0.82	10.77	0.05	0.369	0.07	0.30	99.89	< 1	4	23	6	33	161	1219	< 20	< 1	< 20	< 10	< 30
276231	64.14	19.19	4.27	0.049	0.36	0.75	10.53	0.10	0.394	0.09	0.29	100.2	< 1	4	37	7	43	178	1363	< 20	< 1	< 20	20	70
276232	63.01	19.04	3.94	0.051	0.48	0.80	10.46	0.08	0.420	0.21	0.33	98.80	< 1	3	28	6	39	166	1404	< 20	1	< 20	< 10	30
276233	65.71	19.23	2.46	0.031	0.32	0.95	10.49	0.08	0.455	0.22	0.40	100.3	2	4	21	8	49	141	1027	< 20	< 1	< 20	20	< 30
276234	76.31	11.21	2.87	0.029	0.15	0.37	6.19	0.08	0.258	0.05	0.23	99.74	< 1	4	13	7	24	66	659	< 20	1	< 20	90	190
276235	76.87	11.53	2.87	0.031	0.18	0.58	6.35	0.06	0.268	0.07	0.20	99.01	1	4	13	7	33	95	679	20	< 1	< 20	30	150
276239	79.14	11.06	3.20	0.033	0.13	0.33	6.08	0.03	0.272	0.05	0.65	101.0	2	4	8	8	26	84	570	< 20	1	< 20	20	210
276240	76.74	11.87	4.23	0.045	0.14	0.44	6.33	0.05	0.379	0.08	0.46	100.6	3	3	10	9	23	84	593	< 20	2	< 20	50	160

Activation Laboratories Ltd. Report: A07-4941

Analyte Symbol	SiO2	Al2O3	Fe2O3(T)	MnO	MgO	CaO	Na2O	K2O	TiO2	P2O5	LOI	Total	Sc	Be	V	Ba	Sr	Y	Zr	Cr	Co	Ni	Cu	Zn
Unit Symbol	%	%	%	%	%	%	%	%	%	%	%	%	ppm	ppm	ppm	ppm	ppm	ppm	ppm	ppm	ppm	ppm	ppm	ppm
Detection Limit	0.01	0.01	0.01	0.001	0.01	0.01	0.01	0.01	0.001	0.01	0.01	0.01	1	1	5	3	2	2	4	20	1	20	10	30
Analysis Method	FUS-ICP	FUS-ICP	FUS-ICP	FUS-ICP	FUS-ICP	FUS-ICP	FUS-ICP	FUS-ICP	FUS-ICP	FUS-ICP	FUS-ICP	FUS-ICP	FUS-ICP	FUS-ICP	FUS-ICP	FUS-ICP	FUS-ICP	FUS-ICP	FUS-ICP	FUS-MS	FUS-MS	FUS-MS	FUS-MS	FUS-MS
276241	77.01	11.81	2.71	0.039	0.14	0.32	5.33	0.06	0.297	0.05	0.30	98.90	2	3	9	5	16	90	627	< 20	1	< 20	40	170
276242	70.12	15.43	2.81	0.048	0.23	0.47	5.37	0.05	0.381	0.12	0.30	95.33	2	4	14	13	22	135	801	< 20	2	< 20	50	70
276243	76.50	12.04	2.99	0.039	0.15	0.34	6.91	0.06	0.297	0.05	0.56	99.85	< 1	3	9	5	20	105	638	30	2	< 20	60	250
276244	56.41	19.01	6.11	0.172	0.77	9.10	7.06	0.11	0.598	0.55	0.96	100.9	5	4	61	17	447	142	1027	40	4	< 20	< 10	40
276245	57.62	18.64	7.27	0.164	0.69	8.21	7.79	0.07	0.410	0.15	0.75	99.96	< 1	5	25	11	394	173	1253	< 20	5	< 20	50	130
276248	56.29	17.89	10.49	0.128	1.11	1.89	6.05	0.78	0.739	0.19	0.96	96.52	2	6	44	77	175	322	2447	< 20	10	< 20	190	280
276247	69.91	13.44	5.18	0.116	0.96	0.68	2.56	5.00	0.405	0.04	1.21	99.70	1	6	33	403	154	166	1303	< 20	4	< 20	90	270
276248	73.86	12.22	3.70	0.069	0.72	0.58	2.69	4.73	0.299	0.05	1.04	100.1	< 1	5	14	283	110	130	972	< 20	1	< 20	20	160
276249	68.34	15.50	4.57	0.084	0.35	1.46	7.63	0.59	0.332	0.11	0.55	99.50	< 1	5	14	34	111	139	1063	< 20	1	< 20	80	290
276250	63.50	18.39	5.95	0.063	0.26	1.08	9.78	0.11	0.342	0.11	0.23	99.82	< 1	4	14	11	80	154	1105	< 20	2	< 20	30	60
276251	71.47	12.13	4.98	0.125	0.32	3.50	5.21	0.08	0.254	0.05	0.73	98.85	< 1	5	29	7	222	121	618	< 20	< 1	< 20	20	160
276252	65.79	16.61	4.59	0.037	0.10	1.91	9.37	0.06	0.317	0.14	0.52	99.45	< 1	3	13	11	120	153	1003	< 20	< 1	< 20	20	60
276253	75.17	12.57	3.56	0.033	0.12	0.58	6.18	1.87	0.257	0.07	0.29	100.7	< 1	3	7	63	56	114	863	50	2	< 20	30	220
276254	73.81	12.61	3.82	0.061	0.17	1.10	5.38	2.22	0.258	0.04	0.40	99.67	1	3	11	68	79	115	796	< 20	1	< 20	70	150
276255	70.92	14.75	4.62	0.048	0.25	0.68	7.99	0.09	0.313	0.11	0.31	100.1	< 1	4	7	10	58	141	968	< 20	2	< 20	30	340
276256	77.61	10.30	3.27	0.035	0.15	0.34	6.00	0.10	0.218	0.04	0.52	98.48	< 1	4	6	7	47	100	695	20	2	< 20	20	660
276304	66.23	17.18	4.84	0.061	0.19	0.92	9.59	0.07	0.346	0.16	0.27	99.86	1	4	14	7	47	150	1058	< 20	1	< 20	10	90
276305	63.52	18.15	5.46	0.052	0.16	1.10	10.02	0.04	0.342	0.21	0.34	99.39	< 1	5	11	7	43	169	1132	< 20	1	< 20	< 10	60
276306	64.59	17.51	4.87	0.103	0.28	1.85	9.43	0.07	0.338	0.10	0.47	99.62	< 1	5	16	6	47	182	1171	< 20	1	< 20	< 10	60
276307	64.34	17.63	4.92	0.078	0.14	2.19	9.34	< 0.01	0.370	0.20	0.28	99.69	1	4	19	6	83	147	1057	< 20	< 1	< 20	10	60
276309	75.52	11.77	3.67	0.052	0.19	1.48	6.16	< 0.01	0.239	0.04	0.67	99.85	< 1	4	12	6	60	102	723	< 20	1	< 20	20	330
276310	63.56	18.84	5.67	0.092	0.51	2.54	8.63	0.04	0.385	0.06	0.47	98.80	1	5	26	6	146	167	1246	< 20	2	< 20	10	70
276311	61.73	17.54	4.78	0.236	0.37	5.98	8.74	0.04	0.341	0.05	0.26	100.1	< 1	6	38	8	126	159	1079	< 20	< 1	< 20	10	30
276312	61.69	18.02	5.38	0.147	0.38	3.46	9.21	0.03	0.378	0.04	0.33	99.06	< 1	6	38	7	121	158	1120	< 20	5	150	50	50
276313	70.92	14.39	4.27	0.057	0.25	0.99	6.78	1.71	0.300	0.04	0.47	100.2	< 1	5	14	33	62	133	964	< 20	1	< 20	20	250
276314	78.69	9.87	3.27	0.031	0.10	0.73	3.67	3.03	0.227	0.03	0.64	100.3	< 1	3	8	84	41	104	787	30	1	< 20	40	400
276323	63.13	17.57	5.66	0.073	0.28	1.64	9.88	0.10	0.335	0.11	0.63	99.41	< 1	5	21	9	80	160	1201	< 20	1	< 20	30	130
276324	62.06	17.78	5.21	0.179	0.84	3.99	8.48	0.19	0.430	0.05	0.84	99.82	1	6	48	10	235	150	1445	< 20	3	< 20	30	80
276359	62.83	16.23	0.52	0.010	0.13	8.76	2.56	3.83	0.398	0.47	4.71	100.5	< 1	4	49	70	68	147	837	< 20	< 1	< 20	60	< 30
276442	68.40	11.98	2.52	0.052	0.87	4.48	0.36	8.51	0.265	0.05	3.59	100.9	5	2	36	710	90	54	221	< 20	4	< 20	10	150
276445	72.18	13.81	2.45	0.024	0.52	0.58	0.16	7.66	0.292	0.06	2.70	100.4	5	4	25	298	35	45	199	< 20	3	< 20	30	240

Activation Laboratories Ltd. Report: A07-4941

Analyte Symbol	SiO2	Al2O3	Fe2O3(T)	MnO	MgO	CaO	Na2O	K2O	TiO2	P2O5	LOI	Total	Sc	Be	V	Ba	Sr	Y	Zr	Cr	Co	Ni	Cu	Zn
Unit Symbol	%	%	%	%	%	%	%	%	%	%	%	%	ppm	ppm	ppm	ppm	ppm	ppm	ppm	ppm	ppm	ppm	ppm	ppm
Detection Limit	0.01	0.01	0.01	0.001	0.01	0.01	0.01	0.01	0.001	0.01	0.01	0.01	1	1	5	3	2	2	4	20	1	20	10	30
Analysis Method	FUS-ICP	FUS-ICP	FUS-ICP	FUS-ICP	FUS-ICP	FUS-ICP	FUS-ICP	FUS-ICP	FUS-ICP	FUS-ICP	FUS-ICP	FUS-ICP	FUS-ICP	FUS-ICP	FUS-ICP	FUS-ICP	FUS-ICP	FUS-ICP	FUS-ICP	FUS-MS	FUS-MS	FUS-MS	FUS-MS	FUS-MS

Analyte Symbol	Ga	Ge	As	Rb	Nb	Mo	Ag	In	Sn	Sb	Cs	La	Ce	Pr	Nd	Sm	Eu	Gd	Tb	Dy	Ho	Er	Tm	Yb
Unit Symbol	ppm	ppm	ppm	ppm	ppm	ppm	ppm	ppm	ppm	ppm	ppm	ppm	ppm	ppm	ppm	ppm	ppm	ppm	ppm	ppm	ppm	ppm	ppm	ppm
Detection Limit	1	1	5	2	1	2	0.5	0.2	1	0.5	0.5	0.1	0.1	0.05	0.1	0.1	0.05	0.1	0.1	0.1	0.1	0.1	0.05	0.1
Analysis Method	FUS-MS	FUS-MS	FUS-MS	FUS-MS	FUS-MS	FUS-MS	FUS-MS	FUS-MS	FUS-MS	FUS-MS	FUS-MS	FUS-MS	FUS-MS	FUS-MS	FUS-MS	FUS-MS	FUS-MS	FUS-MS	FUS-MS	FUS-MS	FUS-MS	FUS-MS	FUS-MS	FUS-MS
276101	21	1	9	79	32	7	1.4	< 0.2	6	2.0	1.2	62.0	126	14.9	64.5	13.9	1.03	11.4	2.1	12.9	2.6	8.2	1.25	7.7
276102	22	< 1	13	67	37	14	2.3	< 0.2	4	< 0.5	2.6	66.2	137	16.4	69.9	15.2	0.74	13.7	2.6	15.1	3.1	9.6	1.44	9.0
276103	24	< 1	6	45	32	5	2.4	< 0.2	4	< 0.5	1.7	64.4	127	14.4	58.4	12.4	0.76	12.9	2.4	13.9	2.7	8.3	1.29	8.1
276104	21	< 1	< 5	50	28	2	< 0.5	< 0.2	4	< 0.5	1.4	60.3	131	16.4	66.3	12.5	1.03	13.9	2.2	11.8	2.4	7.0	1.04	6.4
276105	45	< 1	< 5	2	66	9	3.3	< 0.2	5	< 0.5	< 0.5	124	251	29.6	124	29.9	1.52	30.7	4.9	26.1	5.0	15.1	2.26	13.6
276106	41	< 1	< 5	< 2	64	< 2	0.8	< 0.2	4	1.8	< 0.5	133	257	30.1	123	26.6	1.13	26.8	4.7	27.7	5.7	16.3	2.60	17.2

Activation Laboratories Ltd. Report: A07-4941

Analyte Symbol	Ga	Ge	As	Rb	Nb	Mo	Ag	In	Sn	Sb	Cs	La	Ce	Pr	Nd	Sm	Eu	Gd	Tb	Dy	Ho	Er	Tm	Yb
Unit Symbol	ppm	ppm	ppm	ppm	ppm	ppm	ppm	ppm	ppm	ppm	ppm	ppm	ppm	ppm	ppm	ppm	ppm	ppm	ppm	ppm	ppm	ppm	ppm	ppm
Detection Limit	1	1	5	2	1	2	0.5	0.2	1	0.5	0.5	0.1	0.1	0.05	0.1	0.1	0.05	0.1	0.1	0.1	0.1	0.1	0.05	0.1
Analysis Method	FUS-MS	FUS-MS	FUS-MS	FUS-MS	FUS-MS	FUS-MS	FUS-MS	FUS-MS	FUS-MS	FUS-MS	FUS-MS	FUS-MS	FUS-MS	FUS-MS	FUS-MS	FUS-MS	FUS-MS	FUS-MS	FUS-MS	FUS-MS	FUS-MS	FUS-MS	FUS-MS	FUS-MS
276107	28	< 1	6	12	48	7	2.6	< 0.2	4	0.7	< 0.5	108	211	24.3	99.1	21.3	0.87	21.0	3.8	23.4	4.9	15.2	2.28	14.6
276108	24	< 1	12	17	48	15	0.6	< 0.2	4	0.7	< 0.5	108	212	24.4	102	23.1	1.00	24.5	4.5	26.8	5.6	17.5	2.66	16.7
276109	41	< 1	10	24	52	6	2.5	< 0.2	4	2.2	0.6	116	219	26.5	108	23.3	0.99	23.9	4.3	26.3	5.5	17.1	2.57	15.6
276110	21	< 1	10	65	37	2	0.5	< 0.2	4	1.6	0.9	79.7	157	18.1	75.7	16.3	0.73	15.6	2.6	16.7	3.5	10.7	1.60	9.9
276111	15	< 1	< 5	64	34	< 2	0.6	< 0.2	3	0.9	2.8	92.6	184	21.3	88.2	18.8	0.78	17.4	3.1	18.3	3.8	12.0	1.80	10.9
276112	23	< 1	6	84	37	2	1.6	< 0.2	4	< 0.5	0.9	101	197	22.7	92.0	19.1	0.83	17.7	3.0	17.5	3.5	11.0	1.64	10.3
276113	26	1	9	13	37	< 2	0.9	0.2	12	1.2	< 0.5	151	285	32.9	131	26.2	1.24	23.5	3.6	19.8	3.8	11.6	1.72	10.5
276114	31	< 1	6	21	51	94	1.5	< 0.2	5	2.0	0.7	108	209	23.6	97.2	21.4	0.97	23.0	4.0	23.5	5.1	15.4	2.29	14.2
276115	38	< 1	< 5	< 2	57	5	1.7	< 0.2	6	1.7	< 0.5	116	226	25.6	106	24.3	1.04	27.1	4.8	29.4	6.2	19.1	2.83	17.5
276116	16	< 1	< 5	121	36	4	1.5	< 0.2	3	0.6	1.3	83.4	161	18.0	72.6	15.1	0.63	14.3	2.6	14.9	3.0	9.1	1.38	8.6
276124	44	< 1	< 5	5	62	< 2	2.2	< 0.2	5	2.6	< 0.5	144	265	31.1	124	25.4	1.03	23.3	4.0	23.4	4.8	15.4	2.48	15.7
276127	23	< 1	< 5	< 2	38	5	1.3	< 0.2	5	< 0.5	< 0.5	90.2	172	19.1	77.0	16.0	0.66	15.2	2.6	15.6	3.1	9.8	1.45	8.9
276128	26	< 1	< 5	2	41	3	1.5	< 0.2	7	< 0.5	< 0.5	96.5	176	20.8	82.9	17.2	0.73	16.3	2.9	16.9	3.3	10.2	1.53	9.2
276136	25	1	5	5	40	6	1.1	0.2	9	< 0.5	< 0.5	82.3	166	17.9	72.4	15.4	0.67	14.0	2.6	15.5	3.2	9.9	1.49	9.3
276137	26	< 1	< 5	< 2	37	6	1.2	0.2	8	< 0.5	< 0.5	85.7	171	18.6	75.5	16.0	0.65	14.8	2.7	16.2	3.4	10.4	1.58	9.9
276157	42	1	< 5	< 2	75	< 2	0.7	0.3	19	< 0.5	< 0.5	37.8	87.0	10.6	50.1	14.8	0.40	17.4	3.7	23.3	4.8	14.2	2.07	13.0
276158	37	< 1	< 5	2	67	< 2	0.5	< 0.2	9	< 0.5	< 0.5	31.9	74.5	9.06	42.8	13.0	0.32	15.4	3.2	20.2	4.1	12.2	1.79	11.3
276159	38	< 1	< 5	6	73	< 2	0.6	< 0.2	8	< 0.5	< 0.5	33.2	77.8	9.48	44.9	13.9	0.28	16.5	3.5	21.9	4.4	13.6	2.07	12.6
276163	43	< 1	< 5	34	82	4	0.8	< 0.2	11	< 0.5	1.0	37.4	87.9	10.8	53.7	16.4	0.32	20.7	4.5	28.7	6.0	18.3	2.69	16.1
276164	30	< 1	< 5	5	71	< 2	0.5	< 0.2	7	< 0.5	< 0.5	31.5	75.2	9.31	43.8	13.4	0.24	15.8	3.2	20.9	4.3	13.2	1.98	12.0
276165	37	< 1	< 5	12	87	< 2	0.6	< 0.2	17	< 0.5	< 0.5	36.3	86.7	10.8	53.4	16.6	0.31	20.7	4.4	27.8	5.8	17.1	2.54	15.5
276166	52	2	< 5	< 2	125	2	1.3	1.9	94	0.7	< 0.5	41.2	102	12.9	64.5	20.7	0.33	28.2	5.6	36.6	7.3	22.6	3.39	20.5
276169	25	1	5	140	14	< 2	< 0.5	< 0.2	2	< 0.5	6.9	17.9	39.5	4.93	23.2	5.8	2.05	6.1	1.1	6.2	1.2	3.4	0.48	2.9
276200	21	2	< 5	93	35	< 2	0.7	< 0.2	5	< 0.5	1.3	58.9	118	13.2	54.5	11.9	0.86	11.2	2.1	12.2	2.5	7.7	1.19	7.4
276201	21	2	< 5	108	34	< 2	0.7	< 0.2	5	< 0.5	1.4	55.3	112	12.7	52.6	11.6	1.02	11.2	2.1	12.5	2.4	7.5	1.12	7.1
276202	29	4	< 5	36	28	< 2	0.5	< 0.2	5	< 0.5	< 0.5	41.0	93.7	12.1	41.7	9.3	1.16	10.1	1.7	9.9	2.1	6.1	0.94	5.9
276203	42	3	11	5	45	< 2	2.6	< 0.2	6	1.5	< 0.5	90.7	182	20.5	83.8	17.9	1.13	16.5	3.0	16.0	3.5	11.0	1.68	10.8
276204	45	4	8	27	86	< 2	1.1	0.3	17	< 0.5	< 0.5	148	266	32.8	133	28.8	1.26	27.3	5.0	30.5	6.3	19.4	2.90	18.0
276205	36	< 1	80	473	43	13	1.1	< 0.2	3	0.6	30.7	63.7	121	14.2	57.3	13.0	2.13	12.7	2.6	16.1	3.0	9.1	1.39	8.4
276206	31	1	120	416	28	28	1.0	< 0.2	3	3.9	31.2	53.1	105	12.1	50.5	10.7	2.66	9.4	1.8	9.1	1.8	5.4	0.79	5.0
276207	24	2	8	150	18	< 2	< 0.5	< 0.2	2	< 0.5	8.0	21.6	48.8	6.31	25.4	6.0	2.06	6.3	1.0	5.8	1.1	3.3	0.47	2.9
276208	34	3	7	37	14	< 2	< 0.5	1.5	92	< 0.5	1.1	15.2	37.0	5.01	21.6	5.7	2.12	6.4	1.0	6.1	1.3	3.6	0.52	3.1
276209	24	1	6	116	38	3	1.1	0.2	6	< 0.5	1.5	83.1	175	19.2	80.5	17.1	0.72	15.3	2.6	16.4	3.5	10.8	1.58	9.8
276210	20	< 1	11	175	39	4	1.0	< 0.2	5	< 0.5	1.5	86.8	180	20.2	85.1	17.9	0.73	16.7	2.8	17.0	3.5	11.4	1.69	10.7
276211	22	< 1	9	120	38	5	0.9	< 0.2	5	< 0.5	1.3	88.5	182	21.3	85.4	18.3	0.76	17.7	3.2	18.9	3.9	12.0	1.81	11.3
276212	23	< 1	7	188	42	> 100	1.1	< 0.2	5	< 0.5	1.8	97.8	201	22.7	96.3	20.8	0.87	18.9	3.3	19.8	4.1	12.6	1.82	11.6
276213	25	< 1	16	211	44	35	1.2	< 0.2	5	< 0.5	1.8	93.0	197	23.7	87.1	18.9	0.81	19.1	3.3	19.2	4.1	12.4	1.87	11.9
276214	21	< 1	14	193	41	8	1.0	< 0.2	3	< 0.5	1.7	78.8	173	21.6	73.6	15.1	0.64	15.6	2.7	15.9	3.4	10.5	1.59	10.2
276215	28	< 1	24	194	44	14	1.1	< 0.2	5	< 0.5	1.8	89.2	192	21.2	88.8	19.9	0.85	18.6	3.4	20.5	4.4	13.8	2.03	13.0
276216	26	2	13	172	37	28	1.1	0.6	16	< 0.5	3.0	91.5	188	20.9	87.2	18.2	0.72	15.5	2.8	16.9	3.6	11.0	1.64	10.4
276217	21	< 1	16	200	38	24	0.8	< 0.2	3	< 0.5	1.7	84.4	184	21.1	77.9	16.7	0.69	16.0	2.7	16.1	3.4	10.6	1.58	10.0
276227	42	< 1	< 5	2	61	5	1.0	< 0.2	18	< 0.5	0.5	132	270	36.0	118	26.3	1.17	28.1	4.4	25.8	5.6	17.3	2.59	16.1
276228	43	1	< 5	< 2	58	2	< 0.5	< 0.2	53	< 0.5	< 0.5	127	280	32.2	118	25.0	1.40	25.4	4.2	24.7	5.2	16.4	2.49	15.8
276229	39	< 1	< 5	2	70	3	< 0.5	< 0.2	46	1.5	< 0.5	121	236	30.4	111	23.9	1.03	22.6	4.1	23.6	5.0	16.1	2.45	15.5
276230	43	< 1	< 5	< 2	64	< 2	< 0.5	< 0.2	54	< 0.5	< 0.5	132	294	33.6	118	25.6	1.03	25.0	4.3	24.6	5.3	16.8	2.58	16.4
276231	49	1	< 5	< 2	71	< 2	< 0.5	< 0.2	28	< 0.5	< 0.5	153	338	38.7	135	25.9	1.21	28.7	4.7	27.9	6.0	19.0	2.91	18.5
276232	48	< 1	< 5	< 2	72	3	< 0.5	< 0.2	18	< 0.5	< 0.5	152	334	38.1	134	29.0	1.22	29.2	4.9	28.4	6.1	19.6	2.97	19.1
276233	47	< 1	< 5	< 2	67	< 2	< 0.5	< 0.2	65	< 0.5	< 0.5	111	253	29.1	102	23.2	1.19	24.1	4.1	22.6	4.8	15.0	2.36	15.3
276234	27	< 1	< 5	4	39	11	< 0.5	< 0.2	60	< 0.5	< 0.5	70.8	161	18.5	65.4	14.1	0.67	14.3	2.3	13.1	2.9	9.4	1.46	9.5
276235	28	< 1	< 5	< 2	38	8	< 0.5	0.2	76	< 0.5	< 0.5	76.4	169	19.5	70.7	15.1	0.72	15.1	2.5	14.7	3.1	10.0	1.49	9.5
276239	24	< 1	8	< 2	34	6	< 0.5	< 0.2	19	< 0.5	< 0.5	62.9	146	16.5	60.0	13.1	0.80	13.4	2.3	13.3	2.8	8.9	1.32	8.3
276240	25	< 1	9	< 2	35	20	< 0.5	< 0.2	31	< 0.5	< 0.5	68.3	135	17.4	61.8	13.9	0.93	14.4	2.4	13.3	2.8	8.5	1.26	8.2

Activation Laboratories Ltd. Report: A07-4941

Analyte Symbol	Ga	Ge	As	Rb	Nb	Mo	Ag	In	Sn	Sb	Cs	La	Ce	Pr	Nd	Sm	Eu	Gd	Tb	Dy	Ho	Er	Tm	Yb
Unit Symbol	ppm	ppm	ppm	ppm	ppm	ppm	ppm	ppm	ppm	ppm	ppm	ppm	ppm	ppm	ppm	ppm	ppm	ppm	ppm	ppm	ppm	ppm	ppm	ppm
Detection Limit	1	1	5	2	1	2	0.5	0.2	1	0.5	0.5	0.1	0.1	0.05	0.1	0.1	0.05	0.1	0.1	0.1	0.1	0.1	0.05	0.1
Analysis Method	FUS-MS	FUS-MS	FUS-MS	FUS-MS	FUS-MS	FUS-MS	FUS-MS	FUS-MS	FUS-MS	FUS-MS	FUS-MS	FUS-MS	FUS-MS	FUS-MS	FUS-MS	FUS-MS	FUS-MS	FUS-MS	FUS-MS	FUS-MS	FUS-MS	FUS-MS	FUS-MS	FUS-MS
276241	26	< 1	< 5	< 2	35	25	< 0.5	0.3	112	< 0.5	< 0.5	87.6	170	17.5	61.4	13.9	0.87	14.7	2.5	14.7	3.1	9.3	1.40	8.7
276242	37	< 1	< 5	< 2	49	17	< 0.5	< 0.2	57	< 0.5	< 0.5	87.9	189	23.2	84.6	18.8	1.15	20.7	3.5	20.4	4.4	13.9	2.13	13.4
276243	28	< 1	11	< 2	39	18	< 0.5	< 0.2	63	< 0.5	< 0.5	80.2	179	20.5	74.2	15.6	0.91	16.1	2.7	15.9	3.4	10.9	1.62	10.0
276244	43	2	5	3	53	29	< 0.5	< 0.2	6	< 0.5	< 0.5	112	248	28.5	101	22.9	1.33	23.6	3.9	22.1	4.6	14.2	2.18	13.7
276245	42	2	< 5	< 2	70	34	< 0.5	0.3	8	< 0.5	< 0.5	146	320	37.1	130	29.0	1.32	29.3	4.9	27.6	5.8	17.9	2.70	17.0
276246	39	1	7	22	138	99	< 0.5	0.3	11	< 0.5	1.4	277	603	69.4	243	54.1	2.23	53.4	8.9	50.6	10.8	34.5	5.22	32.7
276247	34	< 1	< 5	121	69	72	< 0.5	0.3	14	< 0.5	4.7	139	308	35.1	122	26.2	1.10	26.2	4.4	25.4	5.5	17.3	2.88	16.9
276248	28	< 1	< 5	104	52	27	< 0.5	< 0.2	10	< 0.5	2.4	114	255	28.7	99.5	21.7	0.88	21.7	3.8	21.0	4.4	13.8	2.11	13.4
276249	38	< 1	< 5	13	56	40	< 0.5	0.2	10	< 0.5	< 0.5	117	260	29.7	103	22.4	0.92	22.7	3.7	21.6	4.7	14.9	2.30	14.3
276250	41	< 1	< 5	2	57	4	1.0	< 0.2	8	< 0.5	< 0.5	118	259	29.5	105	23.4	0.98	24.3	4.1	24.3	5.2	16.5	2.54	15.9
276251	37	2	5	< 2	44	12	< 0.5	0.2	8	< 0.5	< 0.5	102	218	25.2	87.6	19.4	0.83	18.9	3.2	19.3	4.1	12.7	1.93	12.0
276252	40	1	< 5	< 2	54	2	< 0.5	< 0.2	7	< 0.5	< 0.5	121	263	28.5	104	23.0	0.93	23.4	4.0	23.3	4.9	15.4	2.38	14.9
276253	26	< 1	6	40	42	7	< 0.5	< 0.2	6	< 0.5	0.5	85.3	187	21.5	75.1	16.4	0.67	16.6	2.6	16.3	3.5	11.2	1.69	10.7
276254	27	1	6	49	45	4	< 0.5	< 0.2	7	< 0.5	0.5	99.6	216	24.9	87.5	19.0	0.81	19.2	3.2	18.6	4.0	12.7	1.90	11.6
276255	32	< 1	< 5	< 2	57	6	< 0.5	< 0.2	5	< 0.5	< 0.5	123	265	31.0	109	24.0	0.95	24.0	4.0	22.8	4.9	15.5	2.35	14.9
276256	23	< 1	12	< 2	37	8	< 0.5	< 0.2	4	< 0.5	< 0.5	85.0	182	19.9	72.5	15.2	0.61	14.9	2.6	15.5	3.3	10.5	1.65	10.1
276304	38	< 1	< 5	< 2	58	< 2	< 0.5	< 0.2	9	< 0.5	< 0.5	113	246	28.5	102	22.5	0.92	22.8	3.9	23.3	5.0	16.0	2.44	15.4
276305	42	< 1	< 5	< 2	60	< 2	< 0.5	< 0.2	8	< 0.5	< 0.5	122	274	31.2	110	24.6	1.04	26.3	4.6	27.0	5.9	19.0	2.90	17.9
276306	42	2	< 5	< 2	59	3	< 0.5	< 0.2	10	< 0.5	< 0.5	127	280	32.0	112	24.6	1.00	25.2	4.3	25.5	5.4	17.2	2.62	16.6
276307	43	2	< 5	< 2	59	9	< 0.5	< 0.2	9	< 0.5	< 0.5	118	265	30.3	108	23.3	1.06	23.8	4.0	24.1	5.0	15.6	2.40	15.5
276309	30	< 1	9	< 2	41	13	< 0.5	< 0.2	5	< 0.5	< 0.5	87.8	186	22.2	79.7	17.1	0.69	17.1	2.8	16.3	3.5	10.8	1.63	10.4
276310	42	1	< 5	< 2	67	3	< 0.5	< 0.2	8	< 0.5	< 0.5	142	315	36.4	129	27.8	1.15	27.1	4.6	26.4	5.7	18.0	2.82	17.9
276311	44	3	7	< 2	55	6	< 0.5	< 0.2	14	< 0.5	< 0.5	120	265	30.1	106	23.7	1.04	24.7	4.2	24.8	5.3	16.7	2.55	16.4
276312	48	2	< 5	< 2	60	3	< 0.5	< 0.2	6	< 0.5	< 0.5	131	288	33.3	117	25.6	1.07	25.8	4.3	25.3	5.3	16.3	2.52	16.1
276313	33	1	< 5	39	50	9	< 0.5	< 0.2	8	< 0.5	0.7	110	240	27.6	96.8	21.3	0.85	21.5	3.7	21.4	4.4	13.5	2.04	12.8
276314	16	< 1	6	71	37	11	< 0.5	< 0.2	4	< 0.5	0.6	84.4	182	21.4	77.3	16.1	0.66	16.4	2.6	16.7	3.5	10.6	1.64	10.5
276323	38	1	< 5	< 2	57	15	< 0.5	< 0.2	9	1.5	0.6	131	289	31.3	113	24.7	0.98	25.1	4.4	25.4	5.3	16.2	2.44	15.4
276324	46	3	< 5	< 2	71	31	< 0.5	0.4	16	1.5	< 0.5	159	347	40.4	145	30.3	1.26	29.7	5.0	29.6	6.1	18.4	2.76	18.0
276359	46	< 1	< 5	151	62	7	< 0.5	0.5	182	0.7	4.9	90.4	204	23.0	85.6	19.4	0.86	20.0	3.4	20.6	4.4	13.6	2.07	13.3
276442	15	< 1	< 5	272	25	41	< 0.5	< 0.2	5	< 0.5	3.2	43.7	94.9	10.7	35.9	7.6	0.45	7.6	1.3	8.2	1.7	5.3	0.83	5.4
276445	21	< 1	50	303	23	34	< 0.5	< 0.2	4	0.5	10.9	44.3	94.8	10.6	35.4	7.2	0.44	6.8	1.2	7.0	1.5	4.6	0.73	4.8

Activation Laboratories Ltd. Report: A07-4941

Analyte Symbol	Ga	Ge	As	Rb	Nb	Mo	Ag	In	Sn	Sb	Cs	La	Ce	Pr	Nd	Sm	Eu	Gd	Tb	Dy	Ho	Er	Tm	Yb
Unit Symbol	ppm	ppm	ppm	ppm	ppm	ppm	ppm	ppm	ppm	ppm	ppm	ppm	ppm	ppm	ppm	ppm	ppm	ppm	ppm	ppm	ppm	ppm	ppm	ppm
Detection Limit	1	1	5	2	1	2	0.5	0.2	1	0.5	0.5	0.1	0.1	0.05	0.1	0.1	0.05	0.1	0.1	0.1	0.1	0.1	0.05	0.1
Analysis Method	FUS-MS	FUS-MS	FUS-MS	FUS-MS	FUS-MS	FUS-MS	FUS-MS	FUS-MS	FUS-MS	FUS-MS	FUS-MS	FUS-MS	FUS-MS	FUS-MS	FUS-MS	FUS-MS	FUS-MS	FUS-MS	FUS-MS	FUS-MS	FUS-MS	FUS-MS	FUS-MS	FUS-MS

Analyte Symbol	Lu	Hf	Ta	W	Tl	Pb	Bi	Th	U
Unit Symbol	ppm	ppm	ppm	ppm	ppm	ppm	ppm	ppm	ppm
Detection Limit	0.04	0.2	0.1	1	0.1	5	0.4	0.1	0.1
Analysis Method	FUS-MS	FUS-MS	FUS-MS	FUS-MS	FUS-MS	FUS-MS	FUS-MS	FUS-MS	FUS-MS
276101	1.19	13.4	2.4	2	1.4	179	3.0	12.8	7.0
276102	1.40	15.8	2.8	2	1.1	160	1.7	15.6	11.3
276103	1.22	13.8	2.3	2	0.7	80	2.8	14.8	3.6
276104	0.95	11.2	2.3	3	0.5	43	0.5	15.9	8.7
276105	2.00	22.8	4.3	3	< 0.1	23	0.9	26.9	23.9
276106	2.53	28.6	4.9	2	< 0.1	12	< 0.4	28.7	27.8

Analyte Symbol	Lu	Hf	Ta	W	Tl	Pb	Bi	Th	U
Unit Symbol	ppm	ppm	ppm	ppm	ppm	ppm	ppm	ppm	ppm
Detection Limit	0.04	0.2	0.1	1	0.1	5	0.4	0.1	0.1
Analysis Method	FUS-MS	FUS-MS	FUS-MS	FUS-MS	FUS-MS	FUS-MS	FUS-MS	FUS-MS	FUS-MS
276107	2.15	21.5	3.4	2	0.2	37	0.8	22.5	30.6
276108	2.49	22.1	3.5	2	0.3	35	< 0.4	24.7	41.5
276109	2.32	24.1	3.7	2	0.4	46	0.8	24.1	33.8
276110	1.46	18.3	2.7	2	0.8	141	0.6	13.8	14.1
276111	1.62	16.1	2.7	4	0.7	65	16.1	14.5	17.3
276112	1.51	15.9	2.7	1	1.4	45	0.5	16.2	13.7
276113	1.51	15.4	2.7	2	0.2	58	0.7	17.3	18.7
276114	2.10	23.1	3.7	2	0.1	29	0.8	20.4	34.1
276115	2.56	22.8	3.7	2	< 0.1	43	0.5	23.3	44.8
276116	1.29	16.7	2.6	1	1.2	76	0.6	14.9	5.6
276124	2.28	26.0	4.4	2	< 0.1	16	0.6	29.2	19.1
276127	1.31	17.0	2.6	1	< 0.1	106	1.9	15.6	5.9
276128	1.32	17.3	2.9	1	< 0.1	67	1.5	15.9	6.6
276136	1.40	18.6	2.8	2	< 0.1	37	1.9	15.6	11.6
276137	1.48	17.3	2.6	2	< 0.1	93	1.9	17.0	12.6
276157	1.74	18.6	6.3	< 1	< 0.1	22	1.5	23.9	6.8
276158	1.53	16.5	5.6	< 1	< 0.1	13	1.3	22.2	7.6
276159	1.70	19.1	6.7	1	< 0.1	16	0.5	24.3	8.6
276163	2.20	22.9	7.8	1	0.4	39	0.9	29.0	10.8
276164	1.64	18.2	6.7	1	< 0.1	26	0.6	23.7	8.4
276165	2.09	22.5	7.9	< 1	0.2	42	1.2	28.4	10.3
276166	2.76	29.6	10.4	< 1	< 0.1	66	6.5	38.9	13.6
276169	0.43	4.7	0.9	2	1.8	207	0.4	1.3	0.5
276200	1.10	13.7	2.8	2	0.9	22	1.8	13.3	4.2
276201	1.05	12.8	2.5	3	1.1	38	1.7	12.1	3.3
276202	0.88	10.2	1.9	4	0.4	30	2.9	8.7	4.5
276203	1.60	19.7	3.4	2	< 0.1	18	3.1	18.5	15.2
276204	2.63	32.3	5.8	2	0.2	7	4.0	34.6	12.1
276205	1.22	17.1	2.9	4	2.2	131	4.7	16.9	6.7
276206	0.77	13.3	2.2	4	3.0	97	1.3	11.3	3.4
276207	0.43	5.7	1.3	4	2.0	17	0.9	2.2	0.8
276208	0.44	4.4	0.9	4	0.4	126	13.9	1.5	0.6
276209	1.39	17.1	3.1	2	1.5	42	2.9	14.5	9.6
276210	1.53	17.8	3.0	1	1.8	27	1.1	15.6	14.0
276211	1.63	17.5	2.7	1	1.5	54	0.9	15.2	19.2
276212	1.63	16.7	3.0	1	2.6	197	1.5	16.0	18.1
276213	1.71	19.9	3.3	1	2.2	32	0.9	14.6	29.4
276214	1.53	17.4	3.1	1	2.6	18	0.5	14.1	17.8
276215	1.83	18.6	3.3	< 1	2.3	37	1.9	16.7	26.3
276216	1.44	16.1	2.8	< 1	2.3	32	1.2	17.4	12.6
276217	1.47	17.5	3.0	1	1.9	94	< 0.4	15.6	11.6
276227	2.40	29.5	4.7	< 1	< 0.1	8	0.6	25.5	67.3
276228	2.29	28.4	5.6	2	< 0.1	11	0.6	24.9	33.4
276229	2.34	29.3	5.0	< 1	< 0.1	< 5	0.6	26.2	21.1
276230	2.40	29.7	5.9	< 1	< 0.1	13	2.6	27.4	19.2
276231	2.66	33.7	6.6	< 1	< 0.1	46	5.1	30.4	28.7
276232	2.76	32.6	6.5	< 1	< 0.1	9	1.0	31.0	37.5
276233	2.23	24.8	5.3	< 1	< 0.1	6	0.8	26.7	16.4
276234	1.41	16.2	3.4	3	0.2	264	3.6	16.1	9.4
276235	1.37	16.7	3.5	1	0.1	236	5.7	16.1	7.4
276239	1.23	14.3	2.9	1	0.2	85	1.3	13.3	15.2
276240	1.25	14.7	3.1	2	0.2	141	1.7	11.8	17.1

Analyte Symbol	Lu	Hf	Ta	W	Tl	Pb	Bi	Th	U
Unit Symbol	ppm	ppm	ppm	ppm	ppm	ppm	ppm	ppm	ppm
Detection Limit	0.04	0.2	0.1	1	0.1	5	0.4	0.1	0.1
Analysis Method	FUS-MS	FUS-MS	FUS-MS	FUS-MS	FUS-MS	FUS-MS	FUS-MS	FUS-MS	FUS-MS
276241	1.29	15.3	3.2	1	0.3	225	11.2	13.3	23.9
276242	1.92	20.4	4.4	2	0.1	125	13.6	20.9	47.3
276243	1.48	17.6	2.9	4	0.2	184	18.2	16.1	22.0
276244	1.97	25.2	5.0	< 1	< 0.1	14	1.4	22.2	21.0
276245	2.49	31.1	6.2	< 1	< 0.1	73	1.5	27.6	24.5
276246	4.80	60.2	12.2	2	0.3	103	1.1	55.5	65.4
276247	2.45	31.6	6.2	2	1.3	78	0.6	29.0	27.0
276248	1.94	24.2	4.8	1	1.2	52	0.5	22.1	22.0
276249	2.11	26.3	5.2	1	0.2	107	1.2	24.0	40.5
276250	2.37	29.1	5.5	1	< 0.1	24	0.5	27.5	43.9
276251	1.75	21.2	4.1	1	< 0.1	82	0.7	19.7	18.9
276252	2.20	26.9	4.8	< 1	< 0.1	29	0.6	25.2	83.3
276253	1.58	21.6	3.5	1	0.4	86	0.8	19.1	22.4
276254	1.70	21.4	4.4	< 1	0.6	141	< 0.4	20.2	14.2
276255	2.14	28.2	5.2	1	< 0.1	143	0.4	25.6	35.1
276256	1.49	19.4	3.4	1	< 0.1	184	< 0.4	16.2	16.3
276304	2.25	26.6	5.0	2	< 0.1	35	0.6	25.1	39.1
276305	2.56	28.2	5.5	1	< 0.1	23	0.6	34.7	69.4
276306	2.39	29.3	5.5	1	< 0.1	48	0.8	27.4	43.1
276307	2.26	26.0	5.3	1	< 0.1	18	0.7	24.4	38.2
276309	1.52	19.5	3.8	1	< 0.1	146	0.7	17.3	16.6
276310	2.65	32.4	6.3	1	< 0.1	32	0.6	30.2	18.3
276311	2.37	27.7	5.1	1	< 0.1	28	1.1	28.5	20.3
276312	2.39	29.7	4.9	1	0.6	41	0.8	27.6	15.7
276313	1.96	24.9	4.1	< 1	0.4	84	< 0.4	22.9	11.6
276314	1.59	19.3	3.1	< 1	0.6	229	0.6	16.9	16.6
276323	2.31	29.4	4.6	< 1	0.2	158	3.2	29.1	34.4
276324	2.71	35.7	5.8	1	0.1	106	1.7	36.8	13.5
276359	1.96	24.9	5.0	< 1	1.7	49	6.1	23.3	16.6
276442	0.80	7.6	2.5	1	2.6	364	0.7	21.2	6.4
276445	0.72	7.2	2.2	1	2.4	120	< 0.4	21.2	6.7

Analyte Symbol	Lu	Hf	Ta	W	Tl	Pb	Bi	Th	U
Unit Symbol	ppm	ppm	ppm	ppm	ppm	ppm	ppm	ppm	ppm
Detection Limit	0.04	0.2	0.1	1	0.1	5	0.4	0.1	0.1
Analysis Method	FUS-MS	FUS-MS	FUS-MS	FUS-MS	FUS-MS	FUS-MS	FUS-MS	FUS-MS	FUS-MS

Quality Control																							
Analyte Symbol	SiO2	Al2O3	Fe2O3(T)	MnO	MgO	CaO	Na2O	K2O	TiO2	P2O5	LOI	Total	Sc	Be	V	Ba	Sr	Y	Zr	Cr	Co	Ni	Cu	Zn
Unit Symbol	%	%	%	%	%	%	%	%	%	%	%	%	ppm	ppm	ppm	ppm	ppm	ppm	ppm	ppm	ppm	ppm	ppm	ppm
Detection Limit	0.01	0.01	0.01	0.001	0.01	0.01	0.01	0.01	0.001	0.01	0.01	0.01	1	1	5	3	2	2	4	20	1	20	10	30
Analysis Method	FUS-ICP	FUS-ICP	FUS-ICP	FUS-ICP	FUS-ICP	FUS-ICP	FUS-ICP	FUS-ICP	FUS-ICP	FUS-ICP	FUS-ICP	FUS-ICP	FUS-ICP	FUS-ICP	FUS-ICP	FUS-ICP	FUS-ICP	FUS-ICP	FUS-ICP	FUS-MS	FUS-MS	FUS-MS	FUS-MS	FUS-MS
GXR-1 Meas																				< 20	4	20	550	420
GXR-1 Cert																				12.0	6.20	41.0	1110	760
WMG-1 Meas																				760	191	2460	5190	140
WMG-1 Cert																				770	200	2700	5900	110
NIST 694 Meas	11.21	1.94	0.74	0.012	0.35	44.38	0.90	0.57	0.116	30.17					1655									
NIST 694 Cert	11.2	1.80	0.790	0.0116	0.330	43.6	0.860	0.510	0.110	30.2					1740									
DNC-1 Meas	47.70	19.28	10.23	0.153	10.62	11.54	2.02	0.23	0.511	0.07			32	< 1	172	111	147	16	37	270	54	240	100	80
DNC-1 Cert	47.0	18.3	9.93	0.149	10.1	11.3	1.87	0.234	0.480	0.0900			31.0	1.00	148	114	145	15.0	41.0	285	54.7	247	96.0	66.0
BIR-1 Meas	48.23	15.60	11.26	0.170	9.64	12.93	1.84	0.05	0.981	0.03			45	< 1	334	9	107	15	12	400	52	170	120	90
BIR-1 Cert	47.8	15.4	11.3	0.171	9.68	13.2	1.75	0.0300	0.960	0.0500			44.0	0.580	313	7.00	108	16.0	16.0	382	51.4	166	126	71.0
MICA-FE Meas																				80	25	40	< 10	1280
MICA-FE Cert																				90.0	23.0	35.0	5.00	1300
GXR-2 Meas																				30	8	< 20	70	580
GXR-2 Cert																				38.0	8.60	21.0	76.0	530
FK-N Meas	60.07	17.79	0.08	0.002	< 0.01	0.10	2.44	12.37	0.003	0.02			< 1	1	54	200	37	< 2	< 4					
FK-N Cert	65.0	18.8	0.0900	0.00500	0.0100	0.110	2.58	12.8	0.0200	0.0240			1.00	1.00	5.00	200	39.0	0.500	13.0					
LKSD-3 Meas																				80	30	50	30	80
LKSD-3 Cert																				87.0	30.0	47.0	35.0	152
MAG-1 Meas																				90	21	50	30	150
MAG-1 Cert																				97.0	20.4	53.0	30.0	130
NIST 1633b Meas	49.86	29.66	11.63	0.016	0.61	2.21	0.29	2.50	1.366	0.58			43		309	735	1065							
NIST 1633b Cert	49.2	28.4	11.1	0.0200	0.600	2.11	0.270	2.35	1.32	0.530			41.0		296	709	1040							
SY-3 Meas	60.66	12.19	6.48	0.332	2.76	6.30	4.28	4.77	0.137	0.46			7	22	68	459	274	133	284					
SY-3 Cert	59.6	11.8	6.49	0.320	2.67	6.25	4.12	4.23	0.150	0.540			7.00	20.0	50.0	450	302	716	320					
W-2a Meas	45.84	13.75	9.77	0.153	5.79	9.68	2.04	0.57	0.969	0.12			33	1	288	156	172	19	80	90	42	70	100	100
W-2a Cert	52.4	15.4	10.7	0.163	6.37	10.9	2.14	0.628	1.06	0.130			36.0	1.30	262	182	190	24.0	94.0	92.0	43.0	70.0	110	80.0
NIST 696 Meas	3.65	54.38	8.62	0.004	0.01	0.02		0.03	2.657	0.05					420				1074					
NIST 696 Cert	3.79	54.5	8.70	0.00400	0.0120	0.0150		0.00900	2.64	0.0500					403				1040					
JSD-3 Meas	75.09	9.79	4.17	0.144	1.12	0.54	0.41	1.98	0.415	0.09														
JSD-3 Cert	76.000	9.908	4.366	0.148	1.17	0.56	0.411	1.971	0.403	0.0817														
CTA-AC-1 Meas																					< 1		70	40
CTA-AC-1 Cert																					2.72		64.0	38.0
276102 Orig	75.92	10.70	3.08	0.055	0.17	1.91	4.72	2.23	0.235	0.06	1.83	100.9	< 1	3	16	96	53	93	631	< 20	2	< 20	80	420
276102 Dup	74.94	10.55	3.06	0.056	0.17	1.89	4.63	2.19	0.234	0.05	1.83	99.59	< 1	3	15	93	52	92	620	< 20	2	< 20	70	380
276104 Split	73.80	11.48	5.37	0.112	0.49	0.98	4.68	2.17	0.623	0.20	0.88	100.8	6	2	35	163	51	81	449	< 20	7	< 20	30	200
276114 Split	71.86	12.10	4.60	0.059	0.57	2.38	5.60	0.99	0.319	0.11	1.80	100.2	1	5	20	157	119	182	949	< 20	3	< 20	10	120
276115 Orig	68.11	15.78	4.59	0.028	0.16	0.87	8.83	0.10	0.297	0.27	0.46	99.48	< 1	6	11	13	30	197	1042	< 20	< 1	< 20	20	80
276115 Dup	68.38	16.01	4.61	0.028	0.16	0.87	9.00	0.14	0.301	0.26	0.46	100.2	< 1	6	9	13	31	201	1062	< 20	< 1	< 20	20	90
276202 Orig	58.80	13.60	7.25	0.169	1.01	8.62	5.61	1.52	1.121	0.17	0.75	98.82	15	5	83	116	233	62	403	70	11	40	10	250
276202 Dup	58.31	13.67	7.20	0.170	1.02	8.65	5.62	1.53	1.108	0.17	0.75	98.41	14	5	84	114	227	61	387	70	10	40	10	240
276214 Split	75.24	11.21	3.47	0.047	0.11	0.29	1.79	7.12	0.235	0.07	0.54	100.1	< 1	4	6	63	38	101	718	< 20	< 1	< 20	20	140
276227 Orig	63.38	17.84	4.77	0.031	0.26	1.88	10.28	0.13	0.375	0.72	0.60	100.3	1	6	35	9	104	175	1191	< 20	1	< 20	20	< 30
276227 Dup	63.08	17.77	4.70	0.031	0.25	1.90	10.21	0.10	0.374	0.74	0.60	99.75	1	6	36	9	105	175	1187	< 20	1	< 20	20	< 30
276245 Orig	58.18	18.72	7.33	0.165	0.69	6.26	7.83	0.07	0.412	0.15	0.75	100.6	< 1	5	25	10	395	174	1259	20	5	50	60	140
276245 Dup	57.47	18.56	7.20	0.162	0.69	6.16	7.75	0.06	0.408	0.15	0.75	99.35	< 1	5	24	11	393	173	1248	< 20	4	< 20	40	130
276256 Split	76.37	10.72	3.40	0.035	0.16	0.33	5.82	0.09	0.227	0.03	0.53	100.7	< 1	4	5	6	48	100	707	< 20	2	< 20	30	650
276309 Orig	76.21	11.93	3.71	0.053	0.19	1.50	6.24	< 0.01	0.238	0.04	0.67	100.6	< 1	4	11	6	61	104	730	< 20	1	< 20	30	350
276309 Dup	74.84	11.60	3.63	0.051	0.19	1.46	6.13	0.09	0.241	0.04	0.67	98.94	< 1	5	13	6	59	100	717	< 20	1	< 20	20	320

Quality Control																								
Analyte Symbol	SiO2	Al2O3	Fe2O3(T)	MnO	MgO	CaO	Na2O	K2O	TiO2	P2O5	LOI	Total	Sc	Be	V	Ba	Sr	Y	Zr	Cr	Co	Ni	Cu	Zn
Unit Symbol	%	%	%	%	%	%	%	%	%	%	%	%	ppm	ppm	ppm	ppm	ppm	ppm	ppm	ppm	ppm	ppm	ppm	ppm
Detection Limit	0.01	0.01	0.01	0.001	0.01	0.01	0.01	0.01	0.001	0.01	0.01	0.01	1	1	5	3	2	2	4	20	1	20	10	30
Analysis Method	FUS-ICP	FUS-ICP	FUS-ICP	FUS-ICP	FUS-ICP	FUS-ICP	FUS-ICP	FUS-ICP	FUS-ICP	FUS-ICP	FUS-ICP	FUS-ICP	FUS-ICP	FUS-ICP	FUS-ICP	FUS-ICP	FUS-ICP	FUS-ICP	FUS-ICP	FUS-MS	FUS-MS	FUS-MS	FUS-MS	FUS-MS
Method Blank Method Blank																				< 20	< 1	< 20	< 10	< 30

Quality Control																								
Analyte Symbol	Ga	Ge	As	Rb	Nb	Mo	Ag	In	Sn	Sb	Cs	La	Ce	Pr	Nd	Sm	Eu	Gd	Tb	Dy	Ho	Er	Tm	Yb
Unit Symbol	ppm	ppm	ppm	ppm	ppm	ppm	ppm	ppm	ppm	ppm	ppm	ppm	ppm	ppm	ppm	ppm	ppm	ppm	ppm	ppm	ppm	ppm	ppm	ppm
Detection Limit	1	1	5	2	1	2	0.5	0.2	1	0.5	0.5	0.1	0.1	0.05	0.1	0.1	0.05	0.1	0.1	0.1	0.1	0.1	0.05	0.1
Analysis Method	FUS-MS	FUS-MS	FUS-MS	FUS-MS	FUS-MS	FUS-MS	FUS-MS	FUS-MS	FUS-MS	FUS-MS	FUS-MS	FUS-MS	FUS-MS	FUS-MS	FUS-MS	FUS-MS	FUS-MS	FUS-MS	FUS-MS	FUS-MS	FUS-MS	FUS-MS	FUS-MS	FUS-MS
GXR-1 Meas	7		210	< 2	< 1	9	15.1	0.4	27	59.8	1.8	4.3	8.1		4.6	1.5	0.34	2.1	0.4	2.7			0.21	1.2
GXR-1 Cert	13.8		427	14.0	0.800	18.0	31.0	0.770	54.0	122	3.00	7.50	17.0		18.0	2.70	0.690	4.20	0.830	4.30			0.430	1.90
WMG-1 Meas	11		14		5	< 2	2.0		2	5.3	0.5	8.9	17.9		9.7	2.4	0.78		0.4	2.5	0.5		0.21	1.3
WMG-1 Cert	10.3		7.00		6.00	1.40	2.70		2.20	1.80	0.480	8.20	18.0		9.00	2.30	0.820		0.300	2.80	0.500		0.200	1.30
NIST 694 Meas																								
NIST 694 Cert																								
DNC-1 Meas	14	1	< 5	4	1	< 2	< 0.5			< 0.5	< 0.5	3.9	8.5	1.08	4.9	1.4	0.62	1.9	0.4	2.6	0.6	2.0	0.30	2.0
DNC-1 Cert	15.0	1.30	0.200	4.50	3.00	0.700	0.0270			0.960	0.340	3.80	10.6	1.30	4.90	1.36	0.590	2.00	0.410	2.70	0.620	2.00	0.380	2.01
BIR-1 Meas	17	2	< 5	< 2	< 1	< 2	< 0.5		< 1	1.4	< 0.5	0.7	2.1	0.39	2.5	1.1	0.57	1.8	0.4	2.8	0.6	1.9	0.28	1.7
BIR-1 Cert	16.0	1.50	0.440	0.250	0.600	0.500	0.0360		0.650	0.580	0.00500	0.620	1.95	0.380	2.50	1.10	0.540	1.85	0.380	2.50	0.570	1.70	0.260	1.65
MICA-FE Meas	97	3	< 5	> 1000	270	< 2		0.6	70		180	205	419	51.5	188	35.0	0.65	22.0	2.7	11.1	1.4	4.0	0.55	3.6
MICA-FE Cert	95.0	3.20	3.00	2200	270	1.20		0.600	70.0		180	200	420	49.0	180	33.0	0.700	21.0	2.70	11.0	1.60	3.80	0.480	3.50
GXR-2 Meas	30		32	69	5	< 2	17.3	< 0.2	1	21.6	4.8	23.7	46.8		17.9	3.2	0.72	2.6	0.5	2.6			0.24	1.5
GXR-2 Cert	37.0		25.0	78.0	11.0	2.10	17.0	0.252	1.70	49.0	5.20	25.6	51.4		19.0	3.50	0.810	3.30	0.480	3.30			0.300	2.04
FK-N Meas																								
FK-N Cert																								
LKSD-3 Meas			40	78	8	< 2	1.6		2	1.8	2.6	51.0	92.9		44.6	8.0	1.53		0.9	5.2				2.9
LKSD-3 Cert			27.0	78.0	8.00	2.00	2.70		3.00	1.30	2.30	52.0	90.0		44.0	8.00	1.50		1.00	4.90				2.70
MAG-1 Meas	23		11	150	13	< 2	< 0.5	< 0.2	3	< 0.5	9.3	43.4	88.5	9.79	37.1	7.1	1.48	5.7	1.0	5.1	0.9	2.9	0.40	2.6
MAG-1 Cert	20.4		9.20	149	12.0	1.60	0.0800	0.160	3.80	0.960	6.60	43.0	88.0	9.30	38.0	7.50	1.60	5.80	0.960	5.20	1.02	3.00	0.430	2.60
NIST 1633b Meas																								
NIST 1633b Cert																								
SY-3 Meas																								
SY-3 Cert																								
W-2a Meas	18	2	< 5	21	7	< 2	< 0.5			< 0.5	1.0	12.1	25.2		13.4	3.4	1.18		0.7	4.0	0.8	2.3	0.33	2.1
W-2a Cert	17.0	1.00	1.20	21.0	7.90	0.600	0.0480			0.790	0.990	10.0	23.0		13.0	3.30	1.00		0.630	3.60	0.760	2.50	0.380	2.10
NIST 696 Meas																								
NIST 696 Cert																								
JSD-3 Meas																								
JSD-3 Cert																								
CTA-AC-1 Meas												> 2000	> 3000		1090	162	46.7	124	15.5					11.4
CTA-AC-1 Cert												2178	3326		1087	162	46.7	124	13.9					11.4
276102 Orig	23	< 1	13	67	38	14	2.1	< 0.2	4	< 0.5	2.7	68.1	141	16.8	71.6	15.6	0.77	13.6	2.6	15.6	3.2	9.7	1.48	9.2
276102 Dup	22	< 1	14	66	36	14	2.5	< 0.2	4	< 0.5	2.6	64.2	132	15.9	68.2	14.7	0.71	13.6	2.5	14.7	3.0	9.5	1.41	8.8
276104 Split	21	< 1	5	48	29	2	< 0.5	< 0.2	4	< 0.5	1.4	59.8	129	16.2	66.2	12.7	1.02	14.0	2.3	12.0	2.4	7.0	1.05	6.5
276114 Split	30	< 1	6	21	52	94	1.6	< 0.2	5	1.9	0.7	109	198	22.2	97.8	21.6	1.01	24.6	4.2	24.4	5.2	15.7	2.28	14.8
276115 Orig	38	< 1	< 5	< 2	57	5	1.9	< 0.2	6	2.2	< 0.5	115	225	25.8	106	24.1	1.02	27.1	4.8	29.0	6.2	18.9	2.81	17.3
276115 Dup	38	< 1	< 5	2	57	5	1.4	< 0.2	6	1.1	< 0.5	116	226	25.8	107	24.6	1.06	27.1	5.0	29.8	6.1	19.3	2.85	17.8
276202 Orig	28	3	< 5	37	26	< 2	0.6	< 0.2	5	< 0.5	< 0.5	41.8	94.2	12.2	42.0	9.3	1.18	10.2	1.7	10.0	2.1	6.2	0.94	6.0
276202 Dup	29	4	< 5	35	25	< 2	0.5	< 0.2	5	< 0.5	< 0.5	40.4	93.1	12.0	41.5	9.3	1.19	10.0	1.7	9.7	2.0	6.1	0.93	5.8
276214 Split	21	< 1	14	169	42	8	1.0	< 0.2	3	< 0.5	1.7	78.4	173	21.4	71.3	15.1	0.64	15.8	2.7	15.8	3.4	10.2	1.61	10.2
276227 Orig	42	< 1	< 5	2	61	5	1.0	< 0.2	18	< 0.5	0.5	132	268	35.3	115	26.2	1.16	27.7	4.3	25.7	5.6	17.1	2.60	16.1
276227 Dup	41	< 1	< 5	2	61	5	1.0	< 0.2	18	< 0.5	0.5	132	272	36.7	121	26.3	1.18	28.5	4.5	26.0	5.6	17.5	2.58	16.0
276245 Orig	42	2	< 5	< 2	70	34	< 0.5	0.3	8	< 0.5	< 0.5	148	319	37.0	130	29.0	1.31	29.2	4.9	27.7	5.8	17.6	2.72	16.6
276245 Dup	41	2	< 5	< 2	69	33	< 0.5	0.3	8	< 0.5	< 0.5	148	321	37.1	129	28.9	1.32	29.5	4.8	27.4	5.8	17.9	2.68	17.1
276256 Split	23	< 1	11	< 2	38	8	< 0.5	< 0.2	4	< 0.5	< 0.5	81.6	176	20.7	71.9	15.4	0.61	15.4	2.6	15.4	3.4	10.6	1.64	10.5
276309 Orig	30	< 1	9	< 2	41	13	< 0.5	< 0.2	5	< 0.5	< 0.5	86.8	187	22.4	80.5	17.4	0.70	17.3	2.9	16.5	3.5	10.8	1.63	10.3
276309 Dup	30	< 1	9	< 2	41	13	< 0.5	< 0.2	5	< 0.5	< 0.5	86.7	184	22.0	78.9	16.7	0.68	16.9	2.8	16.2	3.5	10.9	1.64	10.4

Quality Control																							
Analyte Symbol	Ga	Ge	As	Rb	Nb	Mo	Ag	In	Sn	Sb	Cs	La	Ce	Pr	Nd	Sm	Eu	Gd	Tb	Dy	Ho	Er	Tm	Yb
Unit Symbol	ppm	ppm	ppm	ppm	ppm	ppm	ppm	ppm	ppm	ppm	ppm	ppm	ppm	ppm	ppm	ppm	ppm	ppm	ppm	ppm	ppm	ppm	ppm	ppm
Detection Limit	1	1	5	2	1	2	0.5	0.2	1	0.5	0.5	0.1	0.1	0.05	0.1	0.1	0.05	0.1	0.1	0.1	0.1	0.1	0.05	0.1
Analysis Method	FUS-MS	FUS-MS	FUS-MS	FUS-MS	FUS-MS	FUS-MS	FUS-MS	FUS-MS	FUS-MS	FUS-MS	FUS-MS	FUS-MS	FUS-MS	FUS-MS	FUS-MS	FUS-MS	FUS-MS	FUS-MS	FUS-MS	FUS-MS	FUS-MS	FUS-MS	FUS-MS	FUS-MS
Method Blank Method Blank	< 1	< 1	< 5	< 2	< 1	< 2	< 0.5	< 0.2	< 1	< 0.5	< 0.5	< 0.1	< 0.1	< 0.05	< 0.1	< 0.1	< 0.05	< 0.1	< 0.1	< 0.1	< 0.1	< 0.1	< 0.05	< 0.1

Quality Control									
Analyte Symbol	Lu	Hf	Ta	W	Tl	Pb	Bi	Th	U
Unit Symbol	ppm	ppm	ppm	ppm	ppm	ppm	ppm	ppm	ppm
Detection Limit	0.04	0.2	0.1	1	0.1	5	0.4	0.1	0.1
Analysis Method	FUS-MS	FUS-MS	FUS-MS	FUS-MS	FUS-MS	FUS-MS	FUS-MS	FUS-MS	FUS-MS
GXR-1 Meas	0.17	0.4	< 0.1	83	0.3	356	690	1.4	17.2
GXR-1 Cert	0.250	0.980	0.175	164	0.390	730	1350	2.44	34.9
WMG-1 Meas	0.20	1.6	0.3	< 1		15		1.2	0.7
WMG-1 Cert	0.210	1.30	0.500	1.30		15.0		1.10	0.650
NIST 694 Meas									
NIST 694 Cert									
DNC-1 Meas	0.30	1.1	< 0.1	< 1	< 0.1	5	< 0.4	0.2	< 0.1
DNC-1 Cert	0.329	1.01	0.0980	0.200	0.0260	6.30	0.0200	0.200	0.100
BIR-1 Meas	0.25	0.6	< 0.1	< 1	< 0.1	< 5	< 0.4	< 0.1	< 0.1
BIR-1 Cert	0.260	0.600	0.0400	0.0700	0.0100	3.00	0.0200	0.0300	0.0100
MICA-FE Meas	0.50	29.3	35.0	6	16.0	6	< 0.4	164	80.6
MICA-FE Cert	0.500	26.0	35.0	15.0	16.0	13.0	1.90	150	80.0
GXR-2 Meas	0.23	4.7	0.6	1	1.0	549	< 0.4	7.3	2.3
GXR-2 Cert	0.270	8.30	0.900	1.90	1.03	690	0.690	8.80	2.90
FK-N Meas									
FK-N Cert									
LKSD-3 Meas	0.44	4.7	0.6	< 1		6		10.6	4.2
LKSD-3 Cert	0.400	4.80	0.700	2.00		29.0		11.4	4.60
MAG-1 Meas	0.37	3.5	1.2	2	0.4	19	< 0.4	11.6	2.6
MAG-1 Cert	0.400	3.70	1.10	1.40	0.590	24.0	0.340	11.9	2.70
NIST 1633b Meas									
NIST 1633b Cert									
SY-3 Meas									
SY-3 Cert									
W-2a Meas	0.31	2.6	0.5	< 1	0.1	6	< 0.4	2.2	0.6
W-2a Cert	0.330	2.60	0.500	0.300	0.200	9.30	0.0300	2.40	0.530
NIST 696 Meas									
NIST 696 Cert									
JSD-3 Meas									
JSD-3 Cert									
CTA-AC-1 Meas	1.09	2.0	2.5					23.0	3.7
CTA-AC-1 Cert	1.08	1.13	2.65					21.8	4.4
276102 Orig	1.43	16.3	2.8	2	1.1	167	1.7	16.2	11.5
276102 Dup	1.37	15.4	2.7	2	1.0	154	1.8	15.4	11.0
276104 Split	0.94	11.0	2.2	3	0.4	40	< 0.4	15.9	8.7
276114 Split	2.17	24.1	3.9	2	0.1	27	0.6	20.5	34.9
276115 Orig	2.53	22.3	3.7	2	< 0.1	43	0.5	23.1	44.8
276115 Dup	2.58	22.9	3.7	2	< 0.1	43	0.5	23.5	44.8
276202 Orig	0.88	10.5	1.9	4	0.4	33	3.1	8.7	4.5
276202 Dup	0.85	10.0	1.9	4	0.3	28	2.8	8.6	4.6
276214 Split	1.48	17.6	3.0	< 1	2.3	18	0.5	14.0	17.1
276227 Orig	2.41	29.7	4.7	< 1	< 0.1	8	0.5	25.3	67.2
276227 Dup	2.39	29.2	4.7	< 1	< 0.1	9	0.6	25.7	67.5
276245 Orig	2.47	31.2	6.2	< 1	0.8	75	1.6	27.7	24.3
276245 Dup	2.51	31.1	6.2	< 1	< 0.1	70	1.4	27.9	24.6
276256 Split	1.53	18.6	3.8	< 1	< 0.1	275	0.5	16.5	16.9
276309 Orig	1.54	19.7	3.8	1	< 0.1	158	0.6	17.3	16.7
276309 Dup	1.51	19.3	3.8	1	< 0.1	133	0.8	17.2	16.5

Quality Control									
Analyte Symbol	Lu	Hf	Ta	W	Tl	Pb	Bi	Th	U
Unit Symbol	ppm	ppm	ppm	ppm	ppm	ppm	ppm	ppm	ppm
Detection Limit	0.04	0.2	0.1	1	0.1	5	0.4	0.1	0.1
Analysis Method	FUS-MS	FUS-MS	FUS-MS	FUS-MS	FUS-MS	FUS-MS	FUS-MS	FUS-MS	FUS-MS
Method Blank Method Blank	< 0.04	< 0.2	< 0.1	< 1	< 0.1	< 5	< 0.4	< 0.1	< 0.1

NOVA SCOTIA
Natural Resources

Map 11 E 12 A/B
Refs. Wentworth A

Form 10 - Statement of Assessment Work Expenditure

(pursuant to the *Mineral Resources Act*, S.N.S. 1990, c. 18, s. 43(1))

(Complete as necessary to substantiate the total claimed.)
Re: Licence No. 07219 Date of issue March 22, 2007

Type of Work			Amount Spent
1.	Prospecting	____ days	
2.	Geological mapping	____ days	
3.	Trenching/stripping/refilling	____ m^3 / ____ m^3	
4.	Assaying & whole rock analysis	641 #	$54,295.00
5.	Other laboratory	____ #	
6.	Grid:		
	(a) Line cutting	____ km	
	(b) Picket setting	____ km	
	(c) Flagging	____ km	
7.	Geophysical surveys **Airborne:**		
	(a) EM/VLF	____ km	
	(b) Mag or Grad	____ km	
	(c) Radiometric	____ km	
	(d) Combination	____ km	
	(e) Other ____	____ km	
8.	Geophysical surveys **Ground:**		
	(a) EM/VLF	____ km	
	(b) Seismic soundings	____ #	
	(c) Magnetic/telluric	____ km	
	(d) IP/resistivity	____ km	
	(e) Gravity	____ km	
	(f) Other ____	____ km	
9.	Geochemical surveys		
	(a) Lake, stream, spring		
	(i) Water	____ samples	
	(ii) Sediments	____ samples	
	(b) (i) Rock	____ samples	
	(ii) Core	____ samples	
	(iii) Chips	____ samples	
	(c) (i) Soil	____ samples	
	(ii) Overburden	____ samples	
	(d) Gas	____ samples	
	(e) Biogeochemistry	____ samples	
	(f) Sample collection	____ days	
	(g) Other ____		
10.	Drilling:		
	(a) Diamond (# holes/m)	10 / 2200.8 m	$342,717.47
	(b) Percussion (# holes/m)	____ / ____ m	
	(c) Rotary (# holes/m)	[illegible] / ____ m	
	(d) Auger (# holes/m)	____ / ____ m	
	(e) Reverse circulation (# holes/m)	____ / ____ m	
	(f) Logging, supervision, etc.	____ days	
	(g) Sealing (# holes)	____ #	
11.	Other (describe)		
	Camp, Fuel, Personnel and Reporting		$77,691.74
	Subtotal		$474,704.21
Overhead costs			
12.	Secretarial services		
13.	Drafting services		
14.	Office expenses (rent, heat, light, etc.)		
15.	Field supplies		
16.	Compensation paid to landowners		
17.	Legal fees		
18.	Other (describe)	10% Administration	$47,470.42
	Subtotal		$47,470.42
	Grand total		$522,174.63

List the names of the persons who conducted the work reported in the previous table and the dates during which the work was performed.

Name	Address	Dates Worked
Brian Cole PGeo	108F Trider Cres, Dartmouth, NS	August 2008
Steven Janes	108F Trider Cres, Dartmouth, NS	August 2008
Amanda Roberts	108F Trider Cres, Dartmouth, NS	August 2008
Kathryn MacFarlane	108F Trider Cres, Dartmouth, NS	August 2008
Brad Kuryluk	Sackville, NS	June - July 2007
Andy Ward	Port Hope-Simpson, Labrador	June - July 2007
Craig Hunt	St. John's, NL	June - July 2007
Dane McKean Smith	Charleston, South Caroline, USA	June - July 2007
Jacqueline Smith	St. John's, NL	June - July 2007
James Miller	Charleston, South Caroline, USA	June - July 2007
Jerry Furlong Jr	St. John's, NL	June - July 2007
Jessica Thompson	Indiana, USA	June - July 2007
Joe Monks	Rapid City, South Dakota, USA	June - July 2007
Jose Texidor Carlsson	Dartmouth, NS	June - July 2007
Mike Bowser	Sackville, NS	June - July 2007
Mike Kuryluk	Sackville, NS	June - July 2007
Neil Downey	Dartmouth, NS	June - July 2007
Rick Bachman	Reno, Nevada, USA	June - July 2007
Tyler Power	St. John's, NL	June - July 2007

I hereby certify that the information in this form is true and correct, that it has not before been submitted for assessment work credit and that it is the total of all work conducted on the licence during the past licensed year.

As Claims Coordinator I am duly authorized to make this certification.
(position in company or licensee)

Dated at Dartmouth in the Province of Nova Scotia on August 13, 2008.

Name and address of licensee: Tripple Uranium Resources Inc. 108-F Trider Crescent, Dartmouth, NS B3B 1R6

Signature

For further information, contact the Registrar of Mineral and Petroleum Titles at 1-902-424-4068.