


# Nova Scotia TRAPPERS

## Newsletter

ISSN 0705-4832

Number 41

2005



**Collections required this year:** Fisher, otter and incidental catches of marten and lynx. Submission of accidental catches of flying squirrels is voluntary.

**Regulation changes for 2005/2006**

**The major regulation changes affecting furharvesters for the 2005/2006 season are:**

1. Bear snaring season for licensed furharvesters has been extended 9 days by changing the opening date to October 1st.
2. There are new restrictions with respect to the use of conibear 160 size traps. No body gripping trap having a jaw spread greater than 4.7 inches(12cm)(e.g. conibear 160, 220 or 330) may be set for any furbearer except,
  - (a) in or over water
  - (b) in a dog proof enclosure
  - (c) where the trap is at least 5 feet off the ground.
3. There is a change from 200 to 300 yards with respect to distance from houses, etc. where most traps may be set without permission. No person shall set or place a trap (except for box traps and or submarine traps) or snare within 274m of a dwelling, school, play ground, athletic field, or place of business unless that person is the owner or occupier.
4. A change has been made to the regulations restricting the setting of traps within 15m of any designated trail or highway.

### Table of Contents

	Page
Mandatory Fur Harvester Courses .....	2
Furbearer Report .....	2
Fur Auctions Sale Dates .....	5
Average Value of Wild Fur .....	6
Harvest stats .....	7
Otter Project .....	9
Species Abundance as recorded by Furharvesters .....	9
Certified Traps - AIHTS Implementation .....	12
Black Bear in Nova Scotia .....	14
Species at Risk in Nova Scotia .....	16
Identification Reminder .....	17

Anyone seeking further information on furbearer management or wishing to provide input to the Department of Natural Resources should contact their local office, a Regional Biologist, or the Furbearer and Upland Game Section of DNR, Attn.: Mike O'Brien, 136 Exhibition Street, Kentville, N.S. B4N 4E5. By e-mail: [obrienms@gov.ns.ca](mailto:obrienms@gov.ns.ca) Phone: (902) 679-6091 Fax: (902) 679-6176. The Furbearer Section, including Trappers Newsletter, is on the Internet: <http://www.gov.ns.ca/Natr/wildlife/furbers/furbs.htm>

**Accidental catches or sightings of rare species may also be reported by calling 1 (800) 565-2224.**

## **Mandatory Fur Harvester Courses**

Courses take place each year in late September. Since 1986, 80 Fur Harvester courses have been held and there have been a total of 1697 students. Application forms are available at all local DNR offices. As well as on one of two web sites, [www.trappersassociationofnovascotia.ca](http://www.trappersassociationofnovascotia.ca) and [www.gov.ns.ca/Natr/wildlife/furbears/.htm](http://www.gov.ns.ca/Natr/wildlife/furbears/.htm), and the Trappers Association of Nova Scotia and may be submitted throughout the year. Registration and payment must be received by TANS secretary not later than August 15 in order to guarantee a place in a courses for the fall. Students registered by August 15 will receive notification of their course date and location in early September; participants are required to confirm their attendance by September 15. Anyone unable to attend must also notify DNR, Wildlife Division in Kentville, otherwise their name will be removed from the course waiting list, and their registration fee forfeited.

## **Furbearer Report**

*By Mike O'Brien and Mike Boudreau*

The number of furharvester licenses sold in the 2004-05 season decreased by 14.4 % to 1395. The level of effort by those who bought a furharvester license and caught fur has decreased from 63.9% to about 57.5 % in the 2004-05 season.

Average fur prices decreased in almost every species with the exception of muskrat and weasel, which sold at 5% and 25% higher average prices than the previous year. Although otter, bear and bobcat recorded average prices which decreased by 12.76%, 6.83% and 10.09% respectively from the previous year, these three species continue to sell at relatively high prices. Species like

otter continue to do well, but are exclusively dependent on the demand from markets like China.

## **Snowshoe Hare**

Snowshoe hares or rabbits as we Nova Scotian's call them, are an important prey species for many furbearers. Abundance rankings made by furharvesters as well as small game hunters show an overall increase in snowshoe hare across the province, with the exception of Shelburne county which had a slight drop in abundance rankings. The mandatory upland game harvest survey showed a very poor return rate for these report cards again this year. However the number of snowshoe hares harvested, increased by 22.74 % with an estimated provincial harvest of 129,096 overall.

## **Bobcat**

The bobcat harvest was down by 38 % from the previous year, with a total of 750 animals taken. Even with a 10% decrease, the price remains relatively high as compared to average prices in recent years. Undoubtedly these higher prices will continue to encourage trappers to target this species in the upcoming season. Abundance rankings for the province began to show a slight trend upward in the western end of the province with the exception of Lunenburg, Shelburne, Queens, The eastern and Cape Breton counties showed a marginal increases with the exception of Antigonish, Colchester, Guysborough, Hants, Pictou, Cape Breton, and Victoria counties, all of which continue to show a slight decrease.

## **Beaver**

The provincial beaver harvest decreased by 5.8 % to 4973 animals. This decrease in harvest may be explained in part by sagging value, with almost an 7.68%, drop in the average price. Conversely, the abundance rankings showed a slight increase on the

provincial scale, with a handful of counties reporting a slight drop in rankings. After discussions with Department field staff and trappers, the bag limits have been set at the same levels as last year in all four zones. We recognize the fact that trappers often trap other aquatic furbearers (such as muskrat, otters, and mink) over a geographic area that extends beyond the boundaries of the current beaver zone in which they permanently reside. As a result, regulations were changed to allow trappers to retain beaver taken in any zone. This is provided that they do not exceed, in total the bag limit for the zone in which they permanently reside, and do not take in any one zone more than the bag limit for that zone. It appears that this change has not resulted in any major harvest management problems, and is providing us with an improved picture of the geographic distribution of our beaver harvest.

### **Otters**

Otter harvests have decreased this year, by 11 % to a level of 619 animals. This is still in the middle of the range for harvest in recent years. The average price decreased by 12.76 % from the previous year. This represents the third highest average price paid out in recent history. Abundance rankings showed a slight increase on the provincial scale, however the bulk of the increase seem to have occurred in the western end of the province. The eastern and Cape Breton counties are showing a downward trend. Otter abundance rankings continue to remain in the low to medium range. In spite of the fact that the price has dropped for the third year in a row, the average price remains relatively high. We are again requesting that all pelts be stamped and carcasses are to be turned in to the Department of Natural Resources this year. With the information gathered we hope to continue to improve our

understanding of what is happening with the otter population. Preliminary results suggest that otter, like other fish-eating species, are being affected at least in some parts of Nova Scotia by environmental mercury contamination. The status of this species will be monitored and collections will continue, to ensure the maintenance of a sustainable harvest.

### **Muskrat**

Muskrat catches decreased by 7.03 % to reach a level of 17,980 animals. This harvest represents about half of the harvest during the 1996-97 season. The average price increased to \$3.50 which was an increase of about 5% from the previous season. Although harvest was down the provincial abundance rankings are up slightly, from the previous year.

### **Fisher**

Fisher abundance rankings, provided by licensed furharvesters took a slight increase this year. Although the abundance rankings over the last 7 seasons remain relatively unchanged. Rankings never seem to rise above the low range. While the harvest over the past nine seasons continues to be encouraging, we need to continue to monitor this species to ensure continuous population recovery and expansion. The harvest has remained fairly stable with little change from the previous year leaving the record harvest at 117 animals. As with otter, the pelt must be declared, stamped and the carcass of all fisher presented to a DNR office. Regulations remain the same as last year; trappers resident in Cumberland, Colchester and Pictou counties are permitted to retain one accidentally caught fisher, if caught in Cumberland, Colchester and Pictou counties, with the remainder of the province closed. Fisher that are accidentally caught in all other areas of the province must be turned over to D.N.R. In turn these

animals are used to illustrate proper skinning and pelt handling technics during the trapper education workshop held in March. As with all species the season and bag limits, are reviewed annually, by department biologists.

### **Raccoon**

Raccoon harvest have increased by 15 % to a level of 4916 animals. These harvest figures are about half compared to harvest figures from the mid to late 1990's. Abundance rankings increased slightly on a provincial scale as well as all counties with the exception of Pictou, Inverness and Richmond. Average price for raccoons decreased slightly from last year, and have reached levels not seen since the late 1990's. With an declining average price, trapping effort will undoubtedly start to drop, resulting in lower harvest in the next harvest season.

### **Fox**

Fox harvest decreased by 26 % to a level of 595 animals. Provincial abundance rankings dipped slightly with marginal changes in a hand full of counties. Although the average price decreased for the second year in a row, average price still remains at a relatively high level as compared to average prices paid out over the past ten years.

### **Coyote**

Coyote harvest decreased by 24.% and reached a level of 1838 animals. This harvest still remains one of the highest since coyotes made their way into the province during the late 1970's. Overall abundance rankings dropped slightly but continue to remain in the moderate to high range. The average price paid for coyotes decreased by 7.44 % this year, but still remains in around the \$30 mark.

### **Other Species**

Squirrel harvest increased significantly by 60 % to a level of 8050. Weasels on the other hand decreased again by 32 % to 1001 animals. Skunk harvest decreased by 12 % to reach a level of 132. Average price for squirrel dropped by 13.9 % and the average price for weasel increased by 25%. Lynx and marten continue to be taken accidentally each year and trappers should make every effort to avoid accidental capture of these species. In some cases the only option that furharvesters have to avoid catching these animals may be to avoid trapping in certain areas altogether.

### **Accidental Captures**

Furharvesters who accidentally catch a protected species or an animal in excess of their bag limit should try to release them alive if practical. If this is not practical, you must report your catch to an office of the Department of Natural Resources before the animal is removed from the trap site. This may be done by calling any DNR office, during normal working hours or calling the toll free number 1-800-565-2224, after hours. During the fall of 2002 trappers were given the option to take possession and transport an animal immediately, provided the accidental harvest form is completed at the trap site. These forms are now available in the Hunting and Furharvesting Summary Regulation booklet. Upon arriving at their place of residence the furharvester is required to notify a DNR office, and report their accidental catch. Your local DNR office will advise you on how to handle the situation. Furharvesters found in the position of an animal to which they are not entitled without first notifying the Department or having the appropriate form filled out may be charged. Most animals turned into DNR are used for student demonstration and pelt handling training at the TANS annual workshop, which is

usually held in early March. These pelts along with other pelts which are turned over to the Department are then given to the Trappers Association of Nova Scotia. Proceeds from the sale of pelts are used to help support trapper education.

**2006 Trappers Workshop  
and Annual Meeting**

Kentville, March 2-4, 2006

Sleeping space available - bring your own bedroll.

Contact Paul Tufts, President of the Trappers Association of Nova Scotia for details.

Phone: 742-2771. Fax: 742- 1277

The 2005 Trappers Workshop was held in Kentville. To date we have held 53 workshops with over 1,628 students.

**North American Fur  
Producers Marketing Inc.**

65 Skyway Ave., Rexdale, Ontario M9W 5C7  
Phone: 416-675-9320

Nova Scotia Representative

**Furafee Trading Inc.**

115 Brunswick St., Truro, N.S. B2N 4P6  
Phone: (902) 895-2511

**Furharvesters Auction Inc.**

Furharvesters Auction Sales Inc.  
1971 Bond St., North Bay, Ont. P1B 4V7  
Phone: 705-495-4688

Nova Scotia and Prince Edward Island  
Representative

John Richard, 3101 ROUTE 180,  
South Tetagouche, N.B.,  
Phone: (506) 548-3018  
Cell: (506) 544-6883

**2005-2006 Auction Dates:**

Sale Date: January 8<sup>th</sup>, 2006

Last Receiving Date: December 5<sup>th</sup>, 2005

Sale Date: February 12-16<sup>th</sup>, 2006

Last Receiving Date: January 9<sup>th</sup>, 2006

Sale Date: May 21-25<sup>th</sup>, 2006

Last Receiving Date: April 3<sup>rd</sup>, 2006

Sale Date: September, 2006

Last Receiving Date: June 5<sup>th</sup>, 2006

**2005-2006 Auction Dates:**

Sale Date: December 17, 2005

Last Receiving Date: December 3, 2005

Sale Date: February 20<sup>th</sup>, 2006

Last Receiving Date: January 14<sup>th</sup>, 2006

Sale Date: May 9<sup>th</sup>, 2006

Last Receiving Date: April 15<sup>th</sup>, 2006

Sale Date: June 10<sup>th</sup>, 2006

Last Receiving Date: May 20<sup>th</sup>, 2006

### Average Value of Wild Fur for Nova Scotia (Per Pelt)

Species	95/96	96/97	97/98	98/99	99/00	00/01	01/02	02/03	03/04	04/05
Beaver	\$32.37	\$43.00	\$34.90	\$25.39	\$ 31.06	\$32.16	\$27.28	\$ 26.46	\$29.14	\$26.90
Muskrat	\$ 3.82	\$ 7.06	\$ 4.32	\$ 3.17	\$ 4.22	\$4.36	\$5.58	\$ 4.39	\$3.32	\$3.50
Otter	\$63.65	\$72.42	\$72.43	\$53.50	\$ 92.19	\$90.57	\$111.58	\$ 139.34	\$128.82	\$112.37
Mink	\$19.54	\$19.09	\$18.84	\$15.70	\$ 17.85	\$14.83	\$17.00	\$ 14.52	\$18.17	\$16.92
Bobcat	\$44.32	\$76.96	\$58.95	\$48.92	\$ 54.37	\$61.86	\$128.40	\$204.66	\$125.47	\$112.80
Fox	\$24.43	\$25.59	\$23.38	\$16.79	\$ 29.16	\$30.89	\$37.83	\$ 48.06	\$30.84	\$21.53
Raccoon	\$14.62	\$23.97	\$21.53	\$12.14	\$ 8.15	\$16.66	\$19.38	\$ 17.91	\$19.78	\$12.14
Weasel	\$ 3.61	\$ 5.69	\$ 2.88	\$ 2.90	\$ 3.26	\$4.94	\$3.83	\$ 3.53	\$2.40	\$3.20
Squirrel	\$ 0.77	\$ 2.42	\$ 1.05	\$ 0.74	\$ 0.99	\$1.73	\$1.98	\$ 0.79	\$1.22	\$1.05
Skunk	\$ 4.29	\$ 4.00	\$ 1.97	\$ 4.37	\$ 1.76	\$8.85	\$8.41	\$ 5.83	\$5.34	\$4.27
Fisher	\$29.79	\$46.64	\$39.93	\$28.12	\$ 22.31	\$32.87	\$44.09	\$ 31.42	\$43.47	\$36.47
Bear	\$51.12	\$99.21	\$76.47	\$70.57	\$113.21	\$149.43	\$117.28	\$ 112.37	\$80.18	\$74.70
Coyote	\$20.00	\$33.14	\$20.25	\$20.53	\$ 25.83	\$25.02	\$31.33	\$ 43.75	\$32.66	\$30.23

### Bag Limit Changes

#### Bobcat

- 1990/91: bag limit increased to two province wide
- 1991/92: bag limit reduced to one province wide
- 1993/94: bag limit increased to two province wide
- 1994/95: bag limit reduced to one in Cumberland and Colchester Counties
- 1995/96: bag limit increased to three province wide (except Cumb/Col)
- 1996/97: bag limit increased to four province wide (except Cumb/Col)
- 1997/98: bag limit increased from one to four in Colchester County
- 1998/99: bag limit increased from four to five province wide except for Cumberland County
- 1999/00-2004/05 bag limit increased to five province wide

#### Fisher

- 1988/89 to 1994/95: season closed
- 1995/96, 1996/97 and in 1997/98: one mistake fisher allowed
- 1998/99 to 2004/05: one mistake fisher allowed in Cumberland, Colchester and Pictou Counties

#### Marten

- season closed

#### Lynx

- season closed

**Fur Bearing Animals Taken by Furharvesters from 1996-2005**

<b>Species</b>	<b>96/97</b>	<b>97/98</b>	<b>98/99</b>	<b>99/00</b>	<b>00/01</b>	<b>01/02</b>	<b>02/03</b>	<b>03/04</b>	<b>04/05</b>
<b>Beaver</b>	<b>8,642</b>	<b>6,385</b>	<b>5,807</b>	<b>4,126</b>	<b>3,828</b>	<b>5,792</b>	<b>4,166</b>	<b>5,281</b>	<b>4,973</b>
<b>Muskrat</b>	<b>36,834</b>	<b>31,531</b>	<b>26,623</b>	<b>15,859</b>	<b>13,391</b>	<b>18,779</b>	<b>15,274</b>	<b>19,340</b>	<b>17,980</b>
<b>Otter</b>	<b>765</b>	<b>555</b>	<b>478</b>	<b>440</b>	<b>447</b>	<b>625</b>	<b>591</b>	<b>696</b>	<b>619</b>
<b>Mink</b>	<b>2,168</b>	<b>1,681</b>	<b>1,724</b>	<b>1,686</b>	<b>1,267</b>	<b>1,889</b>	<b>1,811</b>	<b>2,049</b>	<b>1,708</b>
<b>Bobcat</b>	<b>976</b>	<b>1,029</b>	<b>1,103</b>	<b>1,403</b>	<b>1,163</b>	<b>1,394</b>	<b>1,193</b>	<b>1,205</b>	<b>750</b>
<b>Fox</b>	<b>1,549</b>	<b>898</b>	<b>841</b>	<b>662</b>	<b>491</b>	<b>797</b>	<b>677</b>	<b>805</b>	<b>595</b>
<b>Raccoon</b>	<b>6,490</b>	<b>6,165</b>	<b>5,577</b>	<b>2,018</b>	<b>1,409</b>	<b>2,725</b>	<b>3,019</b>	<b>3,551</b>	<b>4916</b>
<b>Weasel</b>	<b>1,037</b>	<b>602</b>	<b>468</b>	<b>1,156</b>	<b>561</b>	<b>96</b>	<b>1,179</b>	<b>1,477</b>	<b>1,001</b>
<b>Squirrel</b>	<b>6,890</b>	<b>5,199</b>	<b>6,543</b>	<b>1,486</b>	<b>2,554</b>	<b>4,251</b>	<b>5,152</b>	<b>3,161</b>	<b>8,050</b>
<b>Skunk</b>	<b>229</b>	<b>74</b>	<b>151</b>	<b>247</b>	<b>108</b>	<b>96</b>	<b>183</b>	<b>150</b>	<b>132</b>
<b>Fisher</b>	<b>217</b>	<b>184</b>	<b>131</b>	<b>115</b>	<b>84</b>	<b>128</b>	<b>138</b>	<b>138</b>	<b>117</b>
<b>Coyote</b>	<b>1,311</b>	<b>1,031</b>	<b>1,254</b>	<b>1,388</b>	<b>835</b>	<b>1,587</b>	<b>1,809</b>	<b>2,422</b>	<b>1,838</b>



### Fur Harvester License Sales

YEAR	96/97	97/98	98/99	99/00	00/01	01/02	02/03	03/04	04/05
Annapolis	96	102	77	69	66	66	65	75	67
Antigonish	82	75	68	62	67	59	66	68	63
Colchester	137	115	83	127	113	115	118	110	112
Cumberland	216	181	137	163	159	165	158	171	150
Digby	110	86	108	75	88	78	97	95	68
Guysborough	71	77	84	60	56	73	77	68	47
Halifax	190	190	104	119	90	153	152	139	142
Hants	99	107	70	40	79	72	80	82	73
Kings	111	106	97	84	82	88	74	83	74
Lunenburg	117	106	107	84	87	84	94	94	85
Pictou	169	159	140	118	109	144	128	140	116
Queens	76	76	65	44	40	59	48	59	54
Shelburne	100	94	90	74	69	69	69	81	63
Yarmouth	151	145	128	114	117	108	111	128	113
Cape Breton	97	110	83	74	73	74	82	78	73
Inverness	82	80	75	69	71	70	68	67	40
Richmond	76	70	74	58	64	60	55	64	45
Victoria	37	24	20	29	19	22	24	28	10
Total	1850	2017	1903	1649	1497	1449	1552	1630	1395

## **Otter Project 2005**

*By Sarah Spencer  
MSc. Candidate  
Acadia University*

2005 was a successful year for the otter project. Five more otter were live trapped from inland areas in southwestern Nova Scotia for a total of eleven otter. We lost two otter; one was killed in a conibear during the fall of 2004. The second otter was hit by a car in the spring of 2005, leaving nine otter to track by helicopter. GPS locations were collected on each otter to determine its home range.

A mercury level of 20 parts per million (ppm) in the fur of an otter is enough to cause sub lethal effects, such as a reduction in reproduction success. This could have a negative impact on the otter population. In this study otter living in inland habitats, had mercury levels significantly higher than those in coastal habitats. One male otter captured on the Annis River, had a fur mercury level of 92 ppm. Further research is needed to determine why these levels are so high.

Although I do not intend to live capture any more otter, work on the project continues. In 2006, using trapper provided carcasses from across the province I will look at whether the reproductive potential of female river otter is affected by mercury. I will test otter fur samples from across the province to compare mercury levels in other parts of Nova Scotia with those detected in the south west. I am currently analyzing the data I have collected thus far and hope to have concrete results by the middle of 2006.

## **Species Abundance as Recorded by Fur Harvesters**

*By Mike O'Brien and Mike Boudreau*

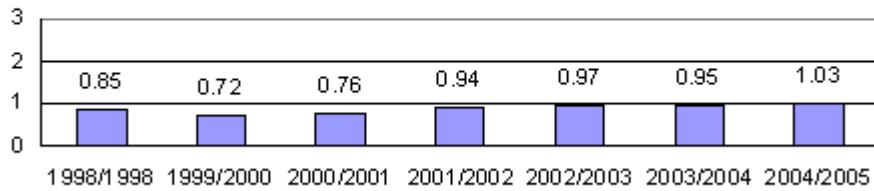
Fur harvesters were asked again last year to record their perception of population levels for 16 animal species. Population levels for five of those species have been reported for fourteen years, while population levels for the other nine species have been added more recently. This has been a very successful program as it gives us the ability to draw on hundreds of skilled observers, who tell us how abundant each species is in their area. We encourage all fur harvesters to fill in this section of their report form, as higher numbers of participants increases the accuracy of the data.

Rankings for individual counties may not provide a reliable picture of annual trends because of low response numbers from some areas. The summaries for each of the three regions, as well as the provincial totals, are considered very reliable. The table shows results for the 2004-05 season. The numbers are averages calculated by assigning values to the ranks selected by each fur harvester. The values given to the ranks are shown under the table.

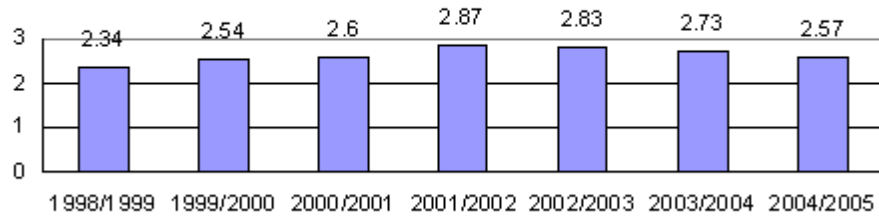
The lowest possible value for a County is "0", which means that all respondents in that County felt that none of that particular species was present in their area. The highest possible value is "4", which means that all respondents from that County felt that numbers for that species were "very high".

This type of information is most valuable when looking at changes from year to year, and graphs are presented to show the rankings for five species over a nine year period for all of Nova Scotia.

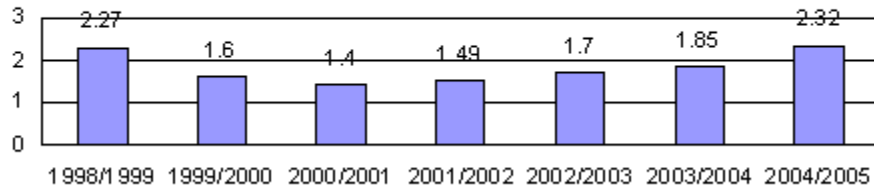
**Fisher  
Fur Harvester Abundance Ranking**



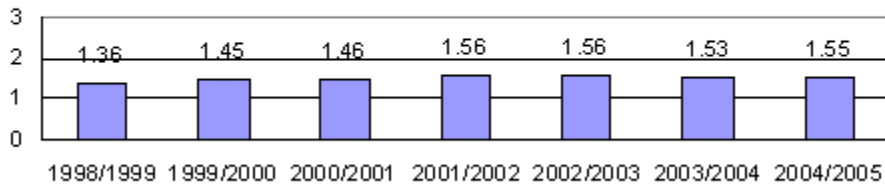
**Coyote  
Fur Harvester Abundance Ranking**



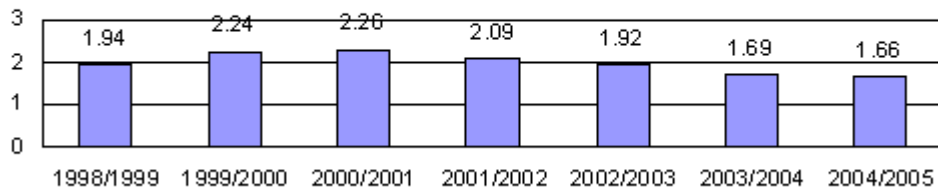
**Snowshoe Hare  
Fur Harvester Abundance Ranking**



**Otter  
Fur Harvester Abundance Ranking**



**Bobcat  
Fur Harvester Abundance Ranking**



Abundance Ranking for Furbearer Harvest  
2004-2005

County	B'ver	Mskrt	Otter	Mink	B'cat	Fox	Rac'on	Skunk	Sq'rel	Weasel	Coyote	Lynx	Marten	Fisher	Bear	Hare
Anna.	2.68	2.04	1.70	1.69	1.98	1.26	2.02	2.60	3.35	2.13	2.85	0.13	0.54	1.75	2.59	2.23
Digby	2.46	2.32	1.34	2.28	1.78	1.19	2.41	1.63	3.02	1.95	3.03	1.38	1.38	1.57	2.41	2.17
Kings	2.23	1.97	1.65	1.74	1.71	1.39	2.64	2.48	2.80	1.70	2.78	1.00	1.00	1.44	2.20	1.93
Lunen.	2.50	1.86	1.74	2.04	1.85	1.87	2.39	1.76	3.35	2.06	2.39	0.13	0.18	0.85	2.29	2.14
Queens	2.20	1.96	1.88	2.08	2.15	1.50	2.54	1.68	3.35	2.35	2.16	2.00	2.00	1.80	2.38	2.36
Shel.	1.89	1.94	1.58	1.51	2.15	1.15	2.40	0.54	3.02	2.04	2.56	0.07	0.18	0.47	2.34	1.96
Yar.	2.25	1.92	1.49	1.79	1.67	1.31	2.66	0.62	3.16	2.06	2.44	0.17	0.62	1.04	2.00	1.97
<b>Western</b>	<b>2.32</b>	<b>2.00</b>	<b>1.62</b>	<b>1.85</b>	<b>1.92</b>	<b>1.40</b>	<b>2.42</b>	<b>1.71</b>	<b>3.15</b>	<b>2.03</b>	<b>2.62</b>	<b>0.31</b>	<b>0.59</b>	<b>1.17</b>	<b>2.33</b>	<b>2.09</b>
Anti.	2.57	2.50	1.61	1.41	1.27	1.97	2.25	2.22	3.12	1.84	2.62	0.09	0.05	0.62	2.03	3.23
Col.	2.48	2.41	1.63	1.85	1.59	1.54	2.41	2.51	3.31	2.16	2.45	0.09	0.00	2.11	2.51	2.83
Cum.	2.47	2.17	1.45	1.66	1.62	1.66	2.52	2.31	3.11	1.89	2.62	0.75	0.50	1.69	2.65	2.24
Guys.	2.52	1.82	1.82	1.65	1.62	1.07	1.87	1.48	3.63	1.64	2.39	0.29	0.13	0.30	1.93	3.10
Halifax	2.36	1.82	1.59	1.85	1.81	1.31	1.95	1.97	3.04	1.98	2.31	0.10	0.05	0.39	2.13	2.47
Hants	2.33	2.20	1.44	1.91	1.56	1.21	2.20	2.27	3.04	1.98	2.46	0.08	0.20	0.70	2.02	2.29
Pictou	2.51	2.17	1.50	1.53	1.70	1.58	2.17	2.73	3.21	2.04	2.80	0.67	0.56	1.64	2.37	2.89
<b>Eastern</b>	<b>2.46</b>	<b>2.13</b>	<b>1.56</b>	<b>1.70</b>	<b>1.63</b>	<b>1.48</b>	<b>2.21</b>	<b>2.26</b>	<b>3.20</b>	<b>1.94</b>	<b>2.54</b>	<b>0.19</b>	<b>0.13</b>	<b>1.20</b>	<b>2.28</b>	<b>2.68</b>
C.B.	2.24	2.06	1.47	1.98	1.31	1.71	2.16	0.00	3.36	1.80	2.44	0.62	0.00	0.00	0.70	1.56
Inv.	2.21	2.17	1.24	1.58	1.32	1.27	1.37	0.00	3.53	2.12	2.79	0.75	0.00	0.00	2.14	1.97
Rich.	1.68	2.22	1.54	1.54	1.06	1.27	1.18	0.00	3.65	2.14	2.44	0.59	0.07	0.11	0.43	2.03
Vic.	1.58	1.33	0.82	1.77	1.13	1.40	1.27	0.00	3.64	1.86	2.57	0.50	0.22	0.00	1.85	1.40
<b>CB Region</b>	<b>2.04</b>	<b>2.07</b>	<b>1.37</b>	<b>1.72</b>	<b>1.23</b>	<b>1.44</b>	<b>1.62</b>	<b>0.00</b>	<b>3.51</b>	<b>1.99</b>	<b>2.55</b>	<b>0.63</b>	<b>0.06</b>	<b>0.04</b>	<b>1.23</b>	<b>1.78</b>
<b>Province</b>	<b>2.34</b>	<b>2.07</b>	<b>1.55</b>	<b>1.76</b>	<b>1.66</b>	<b>1.45</b>	<b>2.19</b>	<b>1.83</b>	<b>3.23</b>	<b>1.98</b>	<b>2.57</b>	<b>0.33</b>	<b>0.26</b>	<b>1.03</b>	<b>2.16</b>	<b>2.32</b>

## Certified Traps - AIHTS Implementation

**Updated March 17, 2006**

**Phase 1. STARTING IN FALL 2007** - Certified Traps to be regulated for trapping the following species:

<b>KILLING TRAPS</b>			
<b><i>SPECIES</i></b>	<b><i>CERTIFIED TRAPS TO BE REGULATED FOR USE IN FALL 2007</i></b>		
<b>BEAVER</b> Underwater and On Land	Bélisle Classic 330 Bélisle Super X 280 Bélisle Super X 330 B.M.I. 330 Body Gripper Bridger 330	LDL C280 LDL C330 Rudy 280 Rudy 330 Bridger 330	Species-Specific 330 Dislocator Half Magnum Species-Specific 440 Dislocator Half Magnum Woodstream Oneida Victor Conibear 280 Woodstream Oneida Victor Conibear 330 Sauvageau 2001-11
<b>BEAVER</b> On Land Only	Sauvageau 1000-11F		
<b>BEAVER</b> Underwater Only	Duke 330	B.M.I. 280 Body Gripper	Sauvageau 2001-8
<b>FISHER</b>	Bélisle Super X 120 Bélisle Super X 160 Bélisle Super X 220	Koro #2 LDL C160 Magnum LDL C220 Magnum	Sauvageau 2001-5 Sauvageau 2001-8
<b>MARTEN</b>	Bélisle Super X 120 B.M.I. 126 Magnum Body Gripper	LDL B120 Magnum Rudy 120	Sauvageau C120 Magnum Magnum Sauvageau 2001-5
<b>RACCOON</b>	Bélisle Classic 220 Bélisle Super X 160 Bélisle Super X 220 B.M.I. 160 Body Gripper  B.M.I. 220 Body Gripper Bridger 160 Bridger 220	Duke 220 LDL C 160 LDL C 220 LDL C 220  Rudy 160 Rudy 220	Sauvageau 2001-6 Sauvageau 2001-7 Sauvageau 2001-8 Magnum Species-Specific 220 Dislocator Half Magnum Woodstream Oneida Victor Conibear 160 Woodstream Oneida Victor Conibear 220
<b>MUSKRAT</b> On Land	Bélisle Super X 120 B.M.I. 120 B.M.I. 120 Magnum B.M.I. 126 Magnum	Bridger 120 LDL B120 Rudy 120 Magnum Sauvageau C120 Magnum	Sauvageau 2001-5 Magnum Triple M Woodstream Oneida Victor Conibear 110 Woodstream Oneida Victor Conibear 120
<b>MUSKRAT</b> Underwater	Any jaw type trap (body gripping or leghold) set as a submersion set that exerts clamping force on a muskrat and that maintains a muskrat underwater.		

<b>LEGHOLD RESTRAINING TRAPS</b>			
<b>SPECIES</b>	<b>CERTIFIED TRAPS TO BE REGULATED FOR USE IN FALL 2007</b>		
<b>LYNX</b>	Bélisle Footsnare Oneida Victor #3 Soft Catch equipped with 2 coil springs	Oneida Victor #3 Soft Catch equipped with 4 coil springs	Oneida Victor #3 equipped with a minimum of 8mm thick, non-offset steel jaws, 4 coil springs and an anchoring swivel centre mounted on a base plate

**Phase 2.** *YEAR OF IMPLEMENTATION TO BE DETERMINED* - Certified Traps to be regulated after 2007 for trapping the following species:

<b>KILLING TRAPS</b>	
<i>SPECIES</i>	<i>TRAPS CERTIFIED BUT NOT MANDATORY FOR USE IN FALL 2007</i>
<b>OTTER</b>	Woodstream Oneida Victor Conibear 330
<b>WEASEL</b>	Victor Rat Trap
<b>LYNX</b>	Woodstream Oneida Victor Conibear 330
<b>BOBCAT, BADGER</b>	No killing trap certified to date

**Phase 3.** *YEAR OF IMPLEMENTATION TO BE DETERMINED* - Cage and Box Traps to be Regulated after 2007 for live-trapping the following species:

<b>LEGHOLD RESTRAINING TRAPS</b>	
<i>SPECIES</i>	<i>TRAPS CERTIFIED BUT NOT MANDATORY FOR USE IN FALL 2007</i>
<b>COYOTE</b>	Bélisle Footsnare Oneida Victor #3 Soft Catch equipped with 2 coil springs Bridger #3 equipped with 5/16-inch offset, doubled rounded steel jaw laminations (3/16-inch on topside of jaw and 1/4-inch on underside of jaws), with 4 coil springs and an anchoring swivel centre mounted on a base plate.
<b>WOLF</b>	No leghold restraining trap certified to date
<b>BOBCAT</b>	Bélisle Footsnare

The FIC-TRDC website provides access to the most up to date published list of traps found to meet the requirements of the AIHTS. Please visit the following website periodically for new traps which may have been added to the list:

[http://www.fur.ca/index-e/trap\\_research/index.asp?action=trap\\_research&page=traps\\_certified\\_traps](http://www.fur.ca/index-e/trap_research/index.asp?action=trap_research&page=traps_certified_traps)

## Black Bear in Nova Scotia

Beginning in 2005, the bear snaring season was extended 9 days by moving the season opening date from October 10<sup>th</sup>, to October 1<sup>st</sup>. Again in 2005, hunters were not required to hunt at registered bait sites during the General Open Season for Hunting Deer. As a consequence of this change to baiting regulations (beginning in 2003) bear hunting licences have been issued through vendors, as well as at DNR offices, and the bear hunting report form was provided as a postcard type removable page in the Licence-Summary of Regulations booklet.

Although bear hunters are required by law to submit the completed report form (regardless of success) returns for fall 2003, 2004 and 2005 were dismally low. Though on-line reporting has been offered as an alternate and convenient means for hunters to report, in 2005 only 748 bear hunter reports (36% of licences issued) were received in total (659 mail-in or over the counter, and 89 on-line). A total of 118 bear snaring report forms (65% of licences issued) were received from trappers.

Consequently, there is low confidence in the harvest estimate numbers for hunting and snaring, as well as success rates, as presented in Table 3 below. This is a serious problem in that we have poor sampling on which to derive key indicators on bear age/sex ratio, the number of bears taken from specific areas and/or from the province as a whole. Without reliable data on these parameters, it is difficult to assess whether the kill is within acceptable/sustainable limits.



## BEAR HARVEST SUMMARY, 1993-2005

Year	License Res.	Licence Non-Res.	Estimated Hunter Harvest	Estimated Hunter Success	Snaring Permits	Estimated Snaring Harvest
1994	481	37	248	47.9%	181	110
1995	708	81	286	36.2%	227	91
1996	656	102	247	32.6%	184	67
1997	540	116	191	29.2%	162	65
1998	505	109	243	39.6%	142	65
1999	522	123	208	32.2%	101	33
2000	498	153	264	40.6%	127	54
2001	544	101	226	35.0%	155	54
2002	584	84	284	42.6%	197	96
2003	1322	87	393	27.9%	156	39
2004	1510	82	741	46.6%	195	101
2005	2015	86	573	27.3%	182	81

$$\text{Calculated Harvest} = \frac{\text{\#Bears Reported Harvested}}{\text{\#Reports Received}} \times \text{\# of Licenses Issued}$$

Though the summer of 2005 was the busiest on record for DNR in dealing with nuisance /problem bear situations, with 934 'Bear Wildlife Investigation Reports', hunter and snaring success rates were relatively low in the fall. This is thought to be a result of the wet, cool spring/summer which delayed the production of berries and other early summer natural foods. However, natural foods coming on stream in late summer and fall (including fruit and mast) were plentiful, which would have resulted in hunter baits being less attractive to bears,



## Species at Risk in Nova Scotia

### Wildlife Species protected under the Nova Scotia Endangered Species Act

Every fall the Minister of Natural Resources releases the names of new species to be added to the growing list of species protected under the province's Endangered Species Act. Endangered means they could become extinct in Nova Scotia if steps to remove the threats to these species are not taken.



Marten

Currently, two fur-bearing species, the Cape Breton populations of marten and lynx, are listed under the Act. Both populations are centered in the highlands of Cape Breton. However, the mainland population of marten is still "red listed" (At Risk, Maybe at Risk). Red listed species covers those species for which a formal detailed risk assessment has been completed (COSEWIC assessment or a provincial equivalent) and that have been determined to be at risk of extirpation or extinction. Species that maybe at risk of immediate extirpation or extinction and are therefore candidates for interim conservation action and detailed risk assessment by COSEWIC or the Province.

For more information on the status of wildlife in Nova Scotia visit the general status web page <http://www.gov.ns.ca/natr/wildlife/genstatus>

For up-dates on provincially listed species under the Endangered Species Act visit the endangered species list web page <http://www.gov.ns.ca/natr/wildlife/endnrd/specieslist.htm> .

As a trapper, you can help in several ways:

- Carefully release any live marten or lynx accidentally captured in a trap.
- Report and submit any lynx or marten accidentally killed in a trap to your local DNR office.
- Keep a written record of where and when you see a lynx or marten, or any sign of these species during the trapping season. Return it along with your Fur Harvester report at the end of the trapping season.

For more information on how to avoid incidental take of these animals visit <http://www.speciesatrisk.ca/martenandlynx/>

For more information contact your local DNR office or the Wildlife Division office in Kentville at 679-6091.




Lynx

# ATTENTION FUR HARVESTERS

Beginning October 15, 2006 Fur Harvesters will be required to clearly **mark their traps or snares** with their:

## *Wildlife Resources Card Number*

\* As of June 2006, the new *Wildlife Resources Card Number* is the only accepted identification for Fur Harvesters in Nova Scotia. However, trappers who held a Fur Harvester License in 2005/06 or earlier may use their old Fur Harvester Code number but only to mark their traps and snares.



Traps and snares can be marked in several ways.

Regardless of the method used, the identification number must be clearly marked.

Traps and snares set for red squirrel do not require identification.