

How's Work Going?

Nova Scotia Government Survey Results 2017

Public Service Commission



© Crown copyright, Province of Nova Scotia, 2017
How's Work Going? Report
Nova Scotia Public Service Commission
August 2017
ISBN: 978-1-55457-755-2

At a Glance

From May 11th to June 16th, 64% of Nova Scotia Government employees completed the 2017 How's Work Going survey and provided feedback about their work experience. 92% of Public Service Commission employees completed the survey.

The 2017 Engagement Index for the Public Service Commission is 73%. This is a 2-point decrease from 2015. The table below provides employee responses to the seven questions used to calculate the engagement index with a comparison to 2015 and the Nova Scotia Government overall results.

	2017	2015	+/-	Nova Scotia
Overall Engagement Indexⁱ	73	75	-2	57
1 I am inspired to give my very best	81	80	1	70
2 I am satisfied with my department	66	76	-10	49
3 Overall, I am satisfied with my work as a Government of Nova Scotia employee	73	78	-5	60
4 Overall, I feel valued as a Government of Nova Scotia employee	71	64	7	46
5 I am proud to tell people I work for the Government of Nova Scotia	73	75	-2	59
6 I would recommend the Government of Nova Scotia as a great place to work	74	65	9	55
7 I would prefer to stay with the Government of Nova Scotia, even if offered a similar job elsewhere	74	73	1	58

An Engagement Index of 60 or above indicates an Engaged Workforce

Highlights

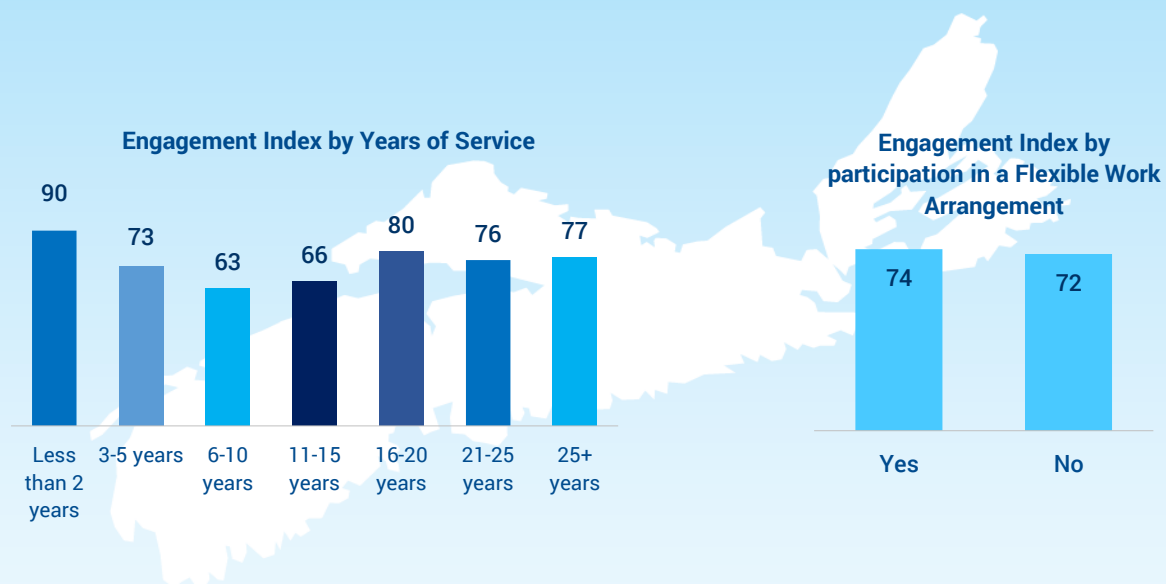


Table of Contents

At a Glance	3
Introduction	5
Lighthouse	6
Priority Matrix	7
Detailed Results	8
Job	8
Well-Being	9
Opportunities	9
Leadership	10
Appendix	11
About us	12

Introduction

The Public Service Commission, on behalf of the Nova Scotia Government, conducts the bi-annual How's Work Going survey. The survey gathers feedback on the employee work experience, measures employee engagement and monitors change over time.

The How's Work Going survey program has provided leadership with important information that has enabled the organization to better understand the work environment, start conversations and test and implement programs and strategies, based on the feedback received from employees.

In 2017, Nova Scotia updated the How's Work Going survey and significantly decreased the number of questions to better reflect and measure key elements of the work environment. A draft survey was created and focus sessions were held with leaders from across the province to test the new survey.

Nova Scotia's Employee Engagement Model

The How's Work Going survey program is developed based on the Nova Scotia Engagement Model. The model measures key elements in the work environment and drivers of engagement that have a significant impact on an employee's work experience and engagement. The Nova Scotia model is based on the Canadian Interjurisdictional Engagement Model.

The Nova Scotia Engagement Model is graphically represented on the following page by a 'Lighthouse'.

Nova Scotia is a member of a [Canadian Interjurisdictional Engagement Team](#)

Lighthouse

The Lighthouse represents the Model's three main characteristics.

- ▽ **Lens** – The engagement index is located at the top of the Lighthouse.
- ▽ **Structure** – Key elements and drivers of employee engagement measured by the model. These elements are captured under the themes of Job, Well-Being and Opportunities.
- ▽ **Foundation** – Leadership is the foundation on which the model is built.

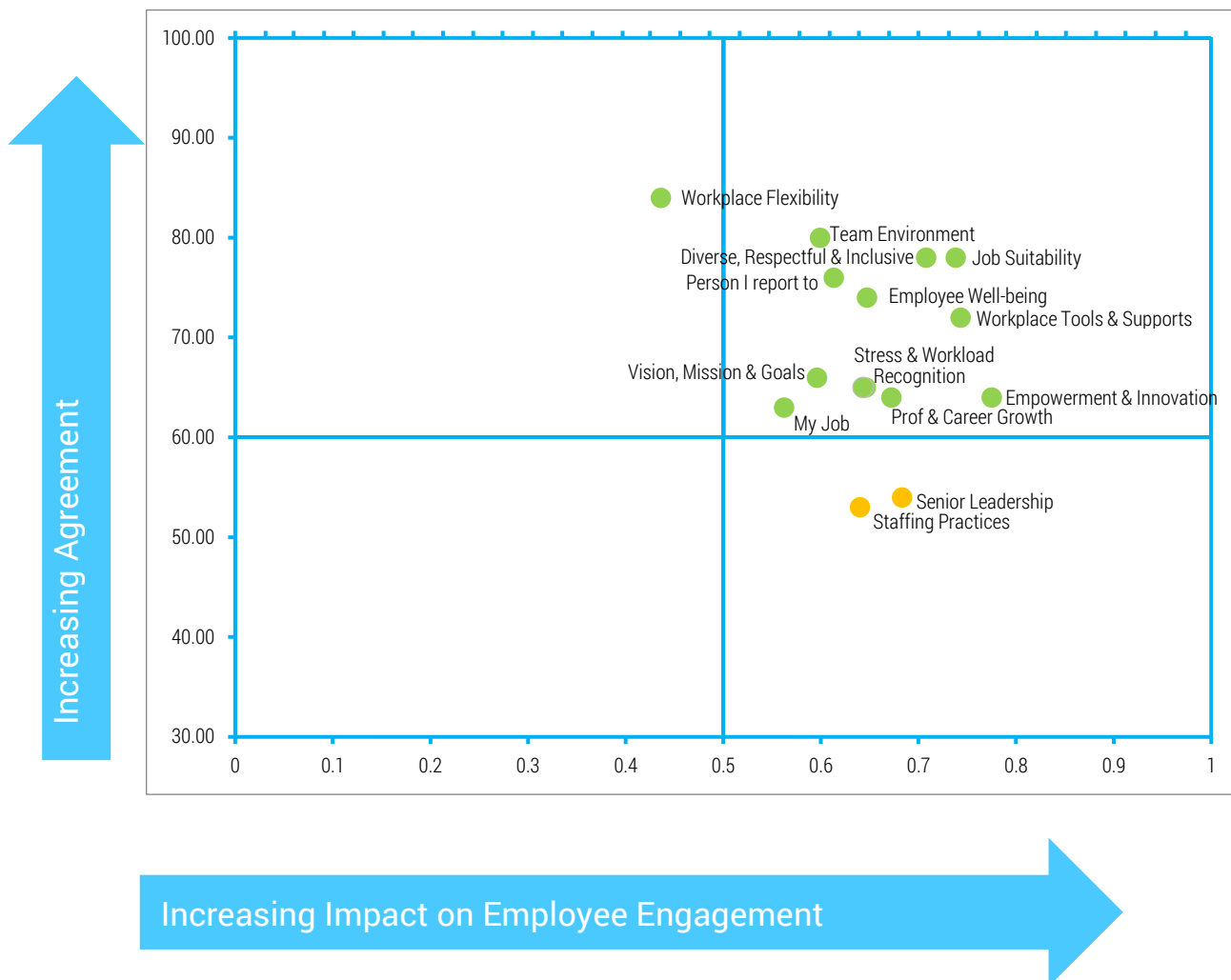
Reading the Report

The Lighthouse graphic presents driver category scores based on the questions on the 2017 How's Work Going survey. The drivers are color coded to indicate overall satisfaction with the category. A priority matrix maps the driver categories from the lighthouse with the impact they have on an employee's engagement. The priority matrix allows users to graphically pinpoint priority areas for focus as well as areas of success. To further understand success or focus areas, please refer to the remaining report pages for specific survey questions and responses.

Results 2017



Priority Matrix



Highlight

Top Success Areas

1. Empowerment & Innovation
2. Workplace Tools & Supports
3. Job Suitability

Employees feel positive when they think about...

- ▽ Having opportunities to implement new ideas in their work
- ▽ Having the tools, equipment and resources needed to do their job well
- ▽ Their job is a good fit for their skills and interests

Top Focus Areas

1. Senior Leadership
2. Staffing Practices

Employees feel less positive when they think about...

- ▽ Essential information flows effectively from senior leadership to staff
- ▽ In their department, selection of a person for a position is based on skills, knowledge and abilities

Detailed Results

Job

Area	Question	2017	2015	+/-	Nova Scotia
Job Suitability	My job is a good fit for my skills and interests	89	81	8	81
	The work I do gives me a sense of accomplishment	73	77	-4	68
	I am satisfied with my job	72	73	-1	59
Workplace Tools & Supports	I have the technology I need to do my job well	85			65
	I have the tools, equipment and resources I need to do my job well ⁱⁱ	80	69	11	57
	I have support at work to provide a high level of service	70	67	3	57
	My organization supports employees through change	52			42
Empowerment & Innovation	Innovation is valued in my work	60	68	-8	47
	I feel safe and supported by my organization to try new ideas	60			46
	I have opportunities to implement new ideas in my work	67			50
	I have opportunities to provide input into decisions that affect my work	64	71	-7	52
	Continuous improvement of processes/procedures is encouraged in my department	67			46
Vision, Mission & Goals	I know how my work contributes to the achievement of my department's goals	76	77	-1	65
	I have opportunities to provide input into the development of my department's strategic directions	56			33
My Job	I feel my job is secure	62			59
	I am paid fairly for the work I do ⁱⁱ	64	63	1	53

Well-Being

Area	Question	2017	2015	+/-	Nova Scotia
Team Environment	I have positive working relationships with my co-workers	91	91	0	87
	Communication is encouraged between my work unit and other work units we work with	69			55
Workplace Flexibility	My immediate supervisor supports the use of flexible work arrangements, if operationally possible	88			77
	I have support to balance my work and personal life	79	80	-1	70
Employee Well-being	I would describe my workplace as healthy, safe and supportive of my emotional well-being	67	72	-5	53
	I would describe my workplace as healthy, safe and supportive of my physical well-being	80			65
Recognition	I receive meaningful recognition for work well done	65	59	6	47
Stress & Workload	The amount of stress I experience at work is reasonable ⁱⁱ	67	72	-5	53
	My workload is reasonable ⁱⁱ	62	60	2	55
Diverse, Respectful & Inclusive	I am treated respectfully at work	85	89	-4	71
	In the past 12 months, my work experience has been affected by discrimination and/or harassment in the workplace ⁱⁱⁱ	11			15
	I have access to the resources and supports I need to address disrespectful behavior in the workplace	76			63
	My department implements meaningful activities and practices that support a diverse workplace	74			52

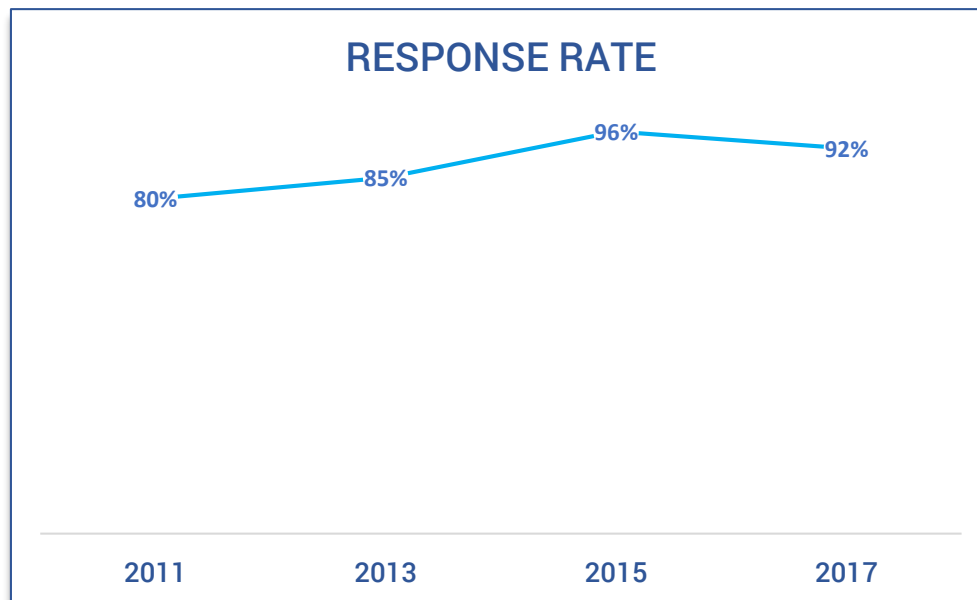
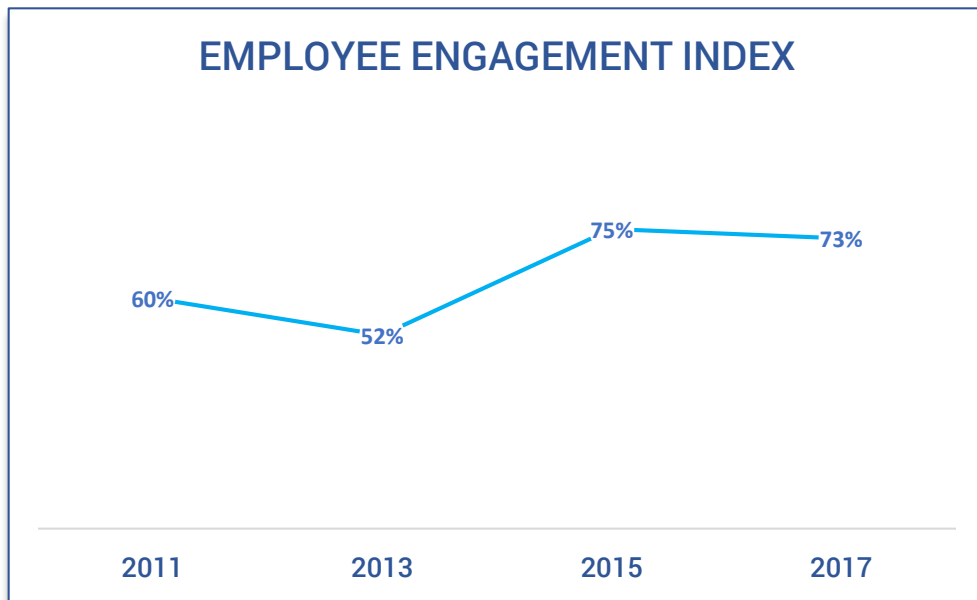
Opportunities

Area	Question	2017	2015	+/-	Nova Scotia
Professional & Career Growth	My organization supports my work-related learning & development	76	67	9	59
	My department supports innovative ways of career development	62			42
	I have opportunities for career growth within the Government of Nova Scotia	55	48	7	39
Staffing Practices	In my department, the selection of a person for a position is based on skills, knowledge and abilities	53			42

Leadership

Area	Question	2017	2015	+/-	Nova Scotia
Person I Report To	Keeps me informed of things that I need to know to do my job well	74			65
	Consults me on decisions that affect my work	75			62
	Provides clear expectations regarding my work	72			63
	Provides useful feedback about my work performance ⁱⁱ	65	78	-13	60
	Treats me with respect	87			79
	I trust the person I report to	77			68
	I am satisfied with the quality of supervision I receive	79	78	1	66
Senior Leadership	Senior Leadership in my department provides clear direction	56	58	-2	42
	Senior Leadership in my department makes timely decisions	44	51	-7	36
	Essential information flows effectively from senior leadership to staff	55	63	-8	36
	I have confidence in the senior leadership of my department	62	65	-3	46

Public Service Commission Trends



ⁱ In 2017, Nova Scotia updated its Engagement Model to include a 7th question. Overall, I feel valued as a Government of Nova Scotia employee has been included in the calculation of the Engagement Index. This update is consistent with the Canadian Interjurisdictional Engagement Model.

ⁱⁱ Question wording has changed slightly from the 2015 How's Work Going survey.

ⁱⁱⁱ This question is not included in the category average presented in the lighthouse.

About Us

For more information, support in action plan development or information regarding current engagement initiatives, please contact:

Cathy Spencer
Consultant, Workplace Engagement
Engagement & Innovation Team
Public Service Commission

Cathy.Spencer@novascotia.ca
902.233.7347