



Nova Scotia's online service for business

Easy, secure, 24/7 access to your business information

Guide to: Completing a Registry of Joint Stocks PIN renewal

Sign into Nova Scotia's online service for business. If you have not already created an account, select 'Create account' and follow the steps.

NOVA SCOTIA

NovaScotia.ca Terms of Use Frequently Asked Questions Privacy Statement Contact Help

Nova Scotia Login System

A secure way to access Government of Nova Scotia online services

Don't have an account?
Create one here.

With an account, you can

- securely access Government of Nova Scotia online services
- log in to participating online services

[Create account](#) [Learn more about the login system](#)

Cancel

Already have an account?
Log in here.

Username

[Forgot username?](#)

Password

[Forgot password?](#)

[Log in](#)

Your renewal form will provide you with a 25 Digit PIN #. Enter the PIN # in the area provided, with or without spaces between the numbers.

The screenshot displays the Nova Scotia business portal interface. At the top left is the Nova Scotia logo. Below it, a dark blue header bar contains the text "Welcome, Christopher" on the left and navigation links "1 Items" (with a shopping cart icon), "Account Settings", "Log Out", "Admin", and a help icon on the right. A left-hand sidebar contains four menu items: "Home" (with a house icon), "My Business" (with a briefcase icon), "Licences, Permits and Applications" (with a document icon), and "My Messages" (with an envelope icon and a red notification bubble containing the number 3). The main content area features a "Renew now" form with a text input field containing the PIN "1113097191111111115571122", a "Choose a role" dropdown menu, and a "Submit" button. Below the form are two tabs: "My Business" and "My Messages". Under the "My Business" tab, there is a table with columns "Name", "Action", and "Renewal Description". The table content shows "Currently no businesses." and a green "+Add a business" button.

NOVA SCOTIA

Welcome, Christopher

1 Items Account Settings Log Out Admin

Home

My Business

Licences, Permits and Applications

My Messages ³

Renew now Choose a role

My Business **My Messages**

Name	Action	Renewal Description
Currently no businesses.		

Select your role with the business as it appears with the Registry of Joint Stocks from the drop down list and click 'Submit'. If you are unsure of your role, you can visit the Registry of Joint Stocks at: <https://rjsc.gov.ns.ca/rjsc/> and view your business information.

Note: By matching your role and user profile you will gain access to your business .

NOVA SCOTIA

Welcome, Christopher

1 Items Account Settings Log Out Admin ?

Home

My Business

Licences, Permits and Applications

My Messages ³

Renew now 1113097191111111115571122

Director
Partner
Officer
Recognized Agent

My Business My Messages

Name	Action	Renewal Description
Currently no businesses.		
<input type="button" value="+Add a business"/>		

The fields marked in Red are mandatory. Review the form carefully and fill it out with the appropriate information. Once you have completed the form, select 'Submit'.

Note: For RJSC Business Renewals you are able to update your business: address and people online.

NOVA SCOTIA

Welcome, Christopher

1 Items Account Settings Log Out Admin ?

Close Print Submit

Page 1 of 2

NOVA SCOTIA

Registry of Joint Stock Companies

Information Update
Partnerships and Business Names Registration Act

Use this form to change the following:

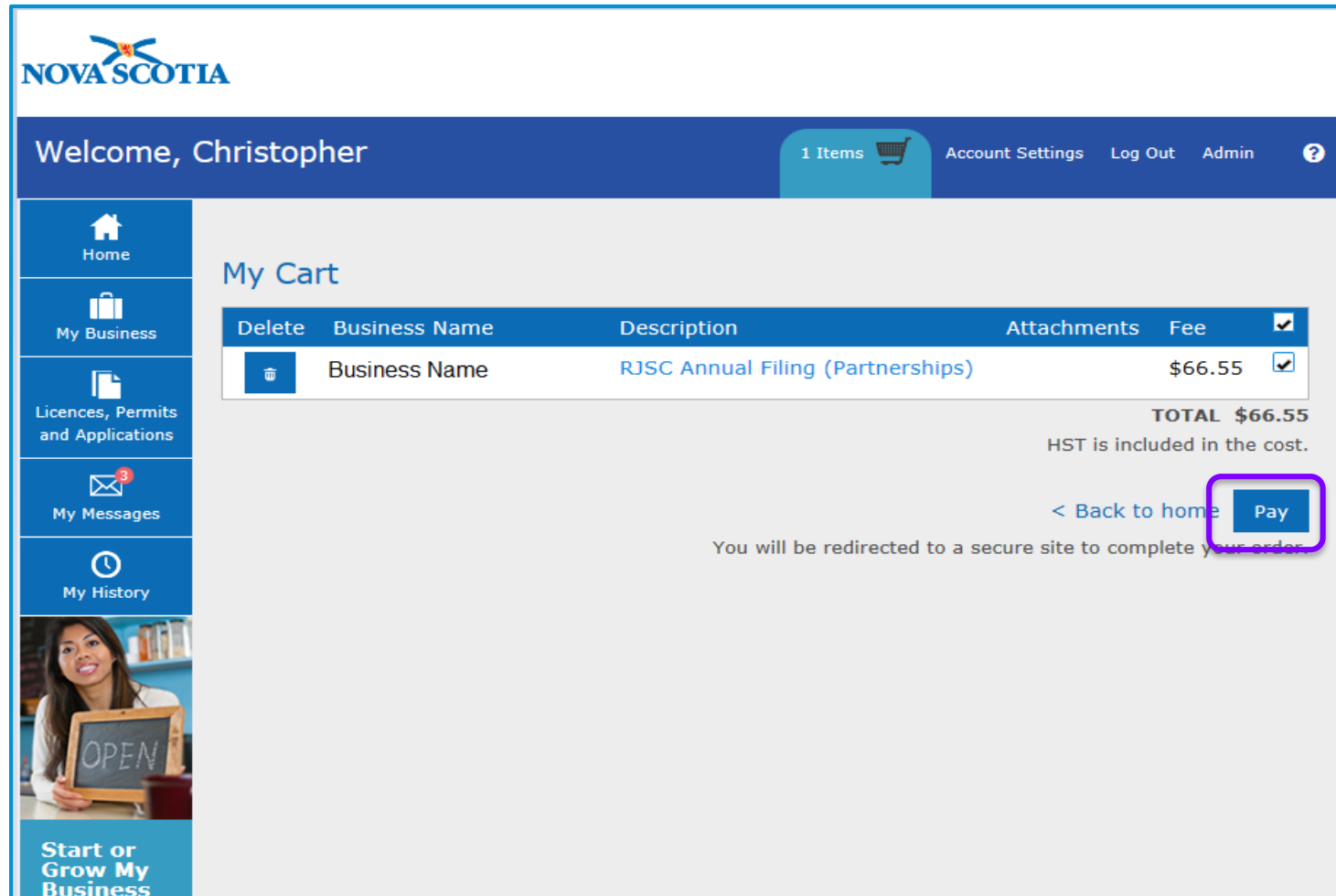
1. Registered Office address
2. Address of the Recognized Agent
3. The address of any partner

Do not use this form to change:

1. Name of Recognized Agent (This change requires an "Appointment of Recognized Agent" form.)

To pay for your application, select 'Pay'.

Note: You can edit the form by clicking on the form name, under description, or go back to the Home page to add additional forms to your cart.



The screenshot shows the Nova Scotia business portal interface. At the top left is the Nova Scotia logo. Below it, a dark blue header bar contains the text "Welcome, Christopher" on the left, and "1 Items" with a shopping cart icon, "Account Settings", "Log Out", "Admin", and a help icon on the right. A vertical sidebar on the left contains navigation links: "Home", "My Business", "Licences, Permits and Applications", "My Messages" (with a 3 message notification), and "My History". Below the sidebar is a photo of a woman holding a sign that says "OPEN" and the text "Start or Grow My Business". The main content area is titled "My Cart" and contains a table with one item:

Delete	Business Name	Description	Attachments	Fee	
	Business Name	RJSC Annual Filing (Partnerships)		\$66.55	<input checked="" type="checkbox"/>

Below the table, the total is displayed as "TOTAL \$66.55" and "HST is included in the cost." At the bottom right of the cart area, there is a "< Back to home" link and a blue "Pay" button, which is highlighted with a purple box. Below the "Pay" button, the text reads "You will be redirected to a secure site to complete your order."

Your browser may ask you to confirm the redirection to our secure online payment provider.

Once you have completed filling out your payment information select “Submit.”

Online Payment Processing


Information to process your transaction has now been collected. Before your transaction can be completed, payment must be finalized using one of the available payment card options.


Note: This service uses secure server technology to ensure that privacy and security of your information is maintained. Please see [Privacy and Security](#) for a more detailed description of the security features supported and our privacy policies.


Access Nova Scotia accepts online payments on behalf of *Nova Scotia's online Service* Please enter your payment information below:

Total Fee: \$

Payment Card:

 VISA CREDIT


 MASTERCARD

 AMEX


Card Number:
No spaces in number

CVV:

Visa/MasterCard



American Express



Your form submission is now complete.
To confirm your transaction or review the form submitted, select 'My History' and you will also receive an email confirmation.

The screenshot displays the Nova Scotia user interface. At the top left is the Nova Scotia logo. Below it, a dark blue navigation bar contains the text "Welcome, Christopher" and a shopping cart icon with "0 Items". To the right of the cart are links for "Account Settings", "Log Out", "Admin", and a help icon. A vertical sidebar on the left contains several menu items: "Home", "My Business", "Licences, Permits and Applications", "My Messages" (with a red notification badge), "My History" (highlighted with a purple box), and "Start or Grow My Business" (with a photo of a woman holding a sign that says "OPEN"). The main content area features a light blue confirmation message: "Thank you. Your payment has been received. Your form has been submitted for processing." Below this is a "My Cart" section with a table header: "Delete", "Business Name", "Description", "Attachments", and "Fee". The table body contains the text "No records found." and a "TOTAL \$0.00" label. At the bottom right of the main area are links for "< Back to home" and a "Submit" button.

SUPPORT

- Phone: 902-424-5200 or 1-800-670-4357 toll-free in North America
- Email: onlinehelp@novascotia.ca
- Additional help resources are also available from the footer on every page.

[Help](#) [Privacy](#) [Terms and Conditions](#) [Contact](#) [Feedback](#)