



Service Nova Scotia
and Municipal Relations

Annual Report

Activities of Nova Scotia Co-operatives in 2007

Co-operatives Branch
Strategy, Innovation and Registries

Co-operatives Annual Report

This report is published by the Co-operatives Branch of Service Nova Scotia and Municipal Relations. It covers the activities of registered co-operatives taken from reports submitted to this office for their financial year ending in 2007. This document provides partial fulfilment of the requirements of the *Co-operative Associations Act*, Chapter 98, Acts of 1989, Section 5(2)(d-e).

Minister

Honourable Jamie Muir

Deputy Minister

Greg Keefe

Inspector of Co-operatives

Ronald J. Skibbens

Administrative Assistant

Linda Yorke

Contact: Co-operatives Branch
Service Nova Scotia and Municipal Relations
80 Walker Street, #3
Truro, Nova Scotia
B2N 4A7

Phone: (902) 893-6190
Fax: (902) 893-6108
Email: nscoop@gov.ns.ca
Home page: www.gov.ns.ca/snsmr/coop/

Co-operative's public records are available at: www.gov.ns.ca/snsmr/rjsc/search.asp

Table of Contents

Letter to the Minister Responsible for Co-operatives	1
Letter to Nova Scotia Co-operatives	2
The International Co-operative Alliance Statement on the Co-operative Identity	3
Demographic Data	4
Demographic Summary	5
Distribution by Type and County	7
Employees and Membership by County	8
Co-operatives Incorporated in 2007	9
Anniversaries of Incorporation in 2007 and 2008	10
Co-operatives Struck in 2007	13
Financial Data	14
Financial Summary	15
67-Year Operating Results Summary	16
67-Year Balance Sheet Summary	17
Co-operative Functioning	18
Co-operative Functioning Summary	19

Letter to the Minister Responsible for Co-operatives

The Honourable Jamie Muir
Minister of Service Nova Scotia and Municipal Relations

Dear Minister Muir:

I am pleased to present the *Co-operatives Annual Report* for the year 2007, in compliance with the requirements of the *Co-operative Associations Act*. This is the 72nd report since 1935 when the first *Co-operative Act* required the Inspector to report annually to the Minister. This report summarizes the information provided by 280 (93%) of the 300 co-operatives in three areas:

Demographic data:

- 21 new co-operatives were incorporated, which is near the average of the past 15 years.
- 27 co-operatives ceased operations and were struck from the Registry, which is slightly above the average of the past 15 years.
- The net result was a small decrease in the number of co-operatives to 300.
- Membership increased for the third year in a row to 43,027.
- Full-time employment also increased for the third year in a row to 2,346.

Financial data:

- Co-operatives reported an increase in income to \$737 million, resulting in the highest net profits on record of \$10 million.
- Members' equity increased slightly to \$104 million from \$103 million in 2006.

Co-operative functioning:

- The overwhelming majority (93%) of co-operatives have all board positions filled and 97% held their required annual general members meeting.
- The majority (68%) of all co-operatives held between 4 and 12 board meetings and 73% held between 1 and 3 members' meetings.
- Co-operatives reported that an average of 7.5 members attended an educational event.

Co-operatives remain an important part of the Provincial economy. They continue to attract more members and employ more Nova Scotians, and continue to help build and maintain strong communities in Nova Scotia. I trust that this overview provides a comprehensive snapshot of the co-operative sector in 2007.

Sincerely,



Ronald Skibbens
Inspector of Co-operatives

Letter to Nova Scotian Co-operatives

Dear Co-operators,


Thanks to the good work of your directors and staff, the percentage of co-operatives complying with the *Co-operative Associations Act* remains high. Information provided by co-operatives is presented in three broad categories: demographics, finances and co-operative functioning.

The demographic data shows that the number of new co-operatives has remained flat for about 6 years, while the number of members and full-time employees continues to increase. The financial data shows that co-operatives reported the highest profits on record. Finally, the co-operative functioning data shows that co-operatives are committed to the co-operative principles. The percentage of co-operatives holding an AGM remained high, as did the number establishing quorum and having the financial report approved by the members.

Your co-operative's public information is available on our website www.rjsc.ca where you can "search our database". At that site, you can also find standard forms for all of your reporting needs to Co-operatives Branch under "forms and information". As always, copies of this report and other co-operative information is available at www.gov.ns.ca/snsmr/coop/.

As in years past, I urge you to help make the sector in Nova Scotia even stronger by being actively involved in your co-operative and following the co-operative principles listed on the following page.

Co-operatively yours,



Ronald Skibbens

Inspector of Co-operatives

The International Co-operative Alliance Statement on the Co-operative Identity

Definition

A co-operative is an autonomous association of persons united voluntarily to meet their common economic, social and cultural needs and aspirations through a jointly-owned and democratically-controlled enterprise.

Values

Co-operatives are based on the values of self-help, democracy, equality, equity, and solidarity. Co-operative members believe in the ethical values of honesty, openness, social responsibility, and caring for others.

Principles

The co-operative principles are guidelines by which co-operatives put their values into practice. The co-operative principles are:

1. Voluntary and Open Membership
2. Democratic Member Control
3. Member Economic Participation
4. Autonomy and Independence
5. Education, Training and Information
6. Co-operation among Co-operatives
7. Concern for the Community

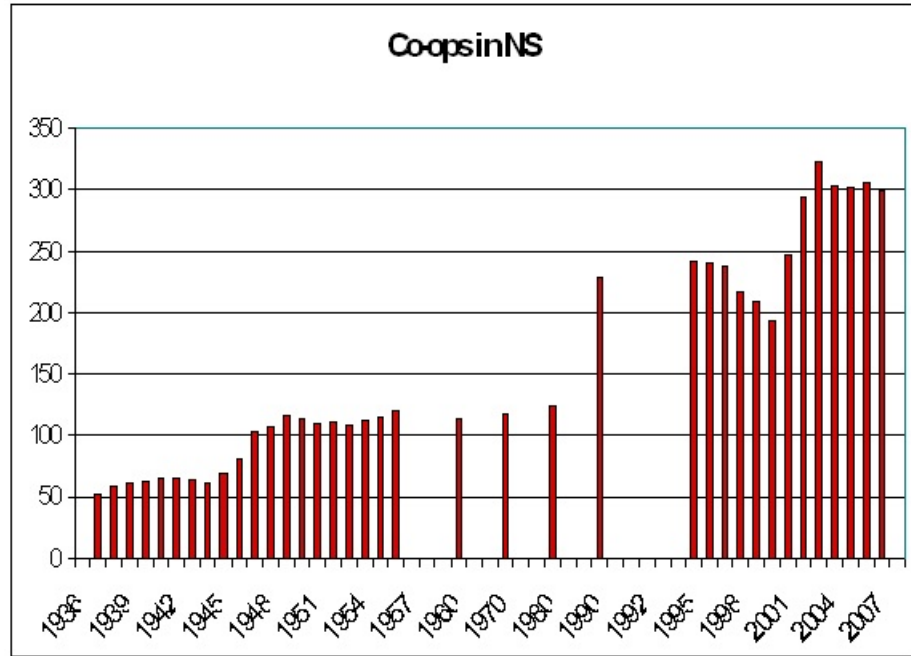
For full text see: www.ica.coop/coop/principles.html

Demographic Data

Demographic Summary

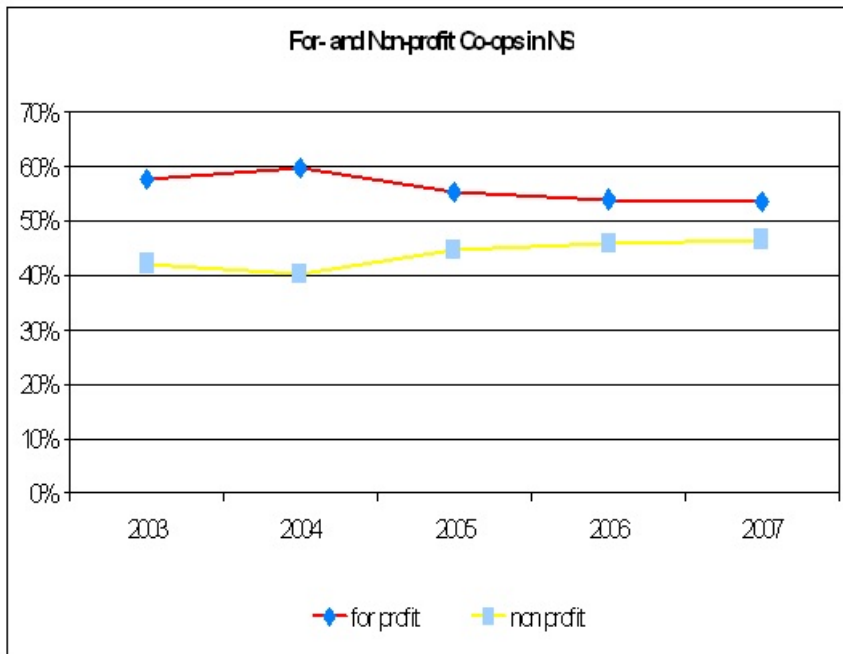
Number of Co-operatives

There were 300 co-operatives in Nova Scotia at the end of 2007. This graph shows that the number of co-operatives doubled in the 11 years after the *Co-operative Associations Act* came into effect, almost doubled again between 1980 and 1990, and since then has fluctuated from just under 200 to just over 300. The number has been relatively flat for the past 6 years except in 2003 when a new renewal process came on-stream. No co-operatives were struck in that year.



Types of Co-operatives

Co-operatives in Nova Scotia identify themselves in their incorporation documents as either for-profit or non-profit. This choice reflects the founding members' guiding principles including whether surpluses are kept with the business (non-profit) or distributed to members (for profit). The graph below shows that there has been a shift toward non-profit incorporations over the past five years.



In 2003, they made up just 41% of all co-operatives and now make up 46%. Most of the increase in non-profit registrations is due to the fact that some applicants for society registration indicate that they are planning to run a non-profit business. Over the past 7 years, staff at the Registry of Joint Stock Companies encourage those applicants to consider incorporating as co-operatives. The new society incorporation documents at www.rjsc.ca reinforce this policy.

	<i>For profit</i>	<i>Non-profit</i>	<i>Total</i>
<i>Marketing</i>	84 (28%)	24 (8%)	108 (36%)
<i>Consumer</i>	77 (26%)	115 (38%)	192 (64%)
Total	161 (54%)	139 (46%)	300 (100%)

As shown in the table above, for-profit co-operatives are almost evenly split between marketing and consumer groups. However, non-profits are overwhelmingly consumer groups and make up the largest sub-group of co-ops at 38% of the total. Within that group 84 are housing co-operatives which were all formed to provide affordable continuing social housing. For the life of their first mortgages, housing co-operatives and their members receive subsidy from the Department of Community Services. Three of them, with a total of 106 units, paid off their mortgages in 2008, and so no longer receive any funding from the provincial government.

Geographic Location of Co-operatives, Employment and Membership

The demographic data on the next page shows that the largest number of co-operatives are in Halifax County (n = 93). In a change from the 2006 report, Colchester County reported 33 co-operatives which moved it ahead of Cape Breton County (n = 29) for the second largest number of co-operatives. Overall, housing co-operatives were the largest sub-type with 84 (28%) of the total, followed by service co-operatives and worker co-operatives.

The data on page 8 shows that Kings County had the most co-operative employees at 965, followed by Pictou County with 837 and Halifax County with 749. The total number of employees was 3,338, with 2,346 full time and 992 part time. The same table shows that there were 8,215 members in Colchester County followed by 7,965 members in Inverness County, and 5,353 members in Halifax County. The total number of members was 43,027 in 2007.

New Co-operatives, Significant Anniversaries and Struck Co-operatives

On page 9 is a list of the 21 new co-operatives (including one amalgamation) that were incorporated in 2007. Co-operatives Branch warmly welcomes them to the sector and wishes them every success in their endeavors. That number of new co-operatives is equal to the average of the past 15 years. In 2007, 27 co-operatives were struck and another 5 amalgamated into one new co-operative.

In recognition of their service and commitment to their communities, the co-operatives with significant anniversaries in 2007 and 2008 are listed starting on page 10.

Distribution by Type and County

	Housing	Investment	Retail	Service	Total Consumer	Agriculture	Craft	Fishery	Timber	Worker	Total Marketing	<i>Total #</i>	<i>Coops %</i>
Annapolis	0	0	1	0	1	0	0	0	0	1	1	2	1%
Antigonish	4	0	2	3	9	1	0	1	0	1	3	12	4%
Cape Breton	6	4	1	5	16	2	0	0	1	10	13	29	10%
Colchester	3	8	3	5	19	7	1	0	0	6	14	33	11%
Cumberland	1	0	3	3	7	3	0	0	2	1	6	13	4%
Digby	1	2	1	1	5	1	0	0	0	0	1	6	2%
Guysborough	0	0	2	1	3	0	0	2	0	0	2	5	2%
Halifax	55	3	3	13	74	5	2	1	0	11	19	93	31%
Hants	0	0	0	1	1	2	0	0	0	1	3	4	1%
Inverness	2	2	5	7	16	1	1	2	0	4	8	24	8%
Kings	3	1	1	7	12	5	0	0	0	10	15	27	9%
Lunenburg	1	0	2	2	5	1	2	0	1	1	5	10	3%
Pictou	4	1	0	1	6	1	1	1	1	1	5	11	4%
Queens	1	0	0	1	2	0	0	0	0	1	1	3	1%
Richmond	0	0	3	3	6	0	0	2	0	2	4	10	3%
Shelburne	0	0	0	0	0	0	0	0	0	0	0	0	0%
Victoria	0	1	4	1	6	1	0	1	1	2	5	11	4%
Yarmouth	3	0	1	0	4	0	0	3	0	0	3	7	2%
Total #	84	22	32	54	192	30	7	13	6	52	108	300	100%
Total %	28%	7%	11%	18%	64%	10%	2%	4%	2%	17%	36%		

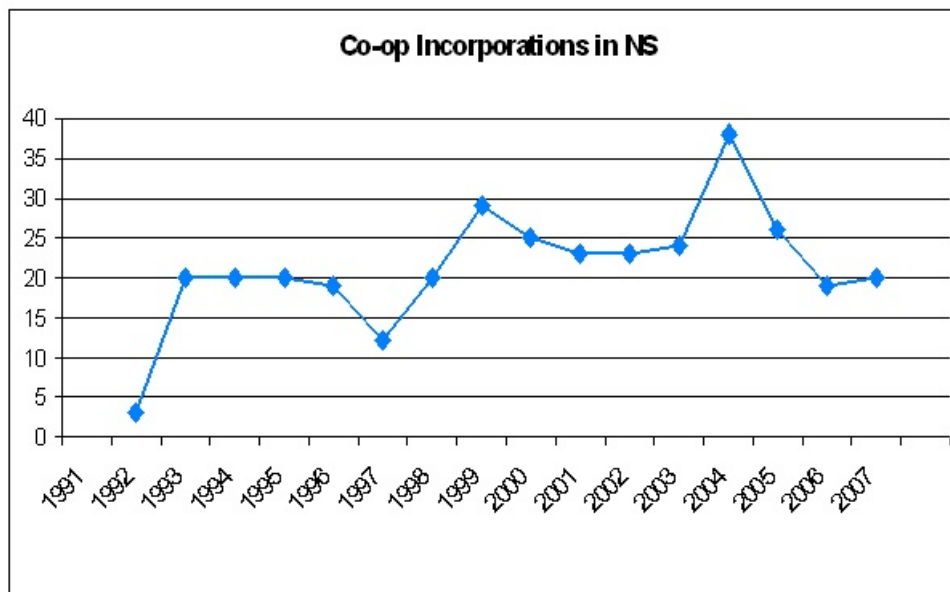
Co-operatives Branch groups co-operatives into two types: consumer and marketing. Consumer co-operatives are organized for the benefit of buyers and marketing co-operatives are organized for the benefit of sellers. Both consumer and marketing are sub-divided further as above. Of special note are worker co-operatives, where labourers organize to market their services.

Employees and Membership By County

	Full-time	Part-time	Total Employees	Membership
Annapolis	0	0	0	10
Antigonish	6	14	20	435
Cape Breton	16	32	48	2,828
Colchester	31	64	95	8,215
Cumberland	42	28	70	5,023
Digby	3	112	115	181
Guysborough	14	13	27	868
Halifax	531	218	749	5,353
Hants	0	1	1	13
Inverness	96	86	182	7,965
Kings	808	157	965	3,627
Lunenburg	24	9	33	789
Pictou	682	155	837	516
Queens	4	0	4	165
Richmond	35	34	69	1,874
Shelburne	0	0	0	0
Victoria	38	45	83	3,914
Yarmouth	16	24	40	1,251
Total 2007	2,346	992	3,338	43,027
2006	2,244	1,104	3,348	42,831
2005	2,309	1,012	3,321	40,340
2004	2,219	1,124	3,343	37,948
Change from 2004 to 2007	6%	-12%	0%	13%

Twenty-one Co-operatives Incorporated in 2007

The number of new co-operatives in 2007 increased by one from the previous year. This matches exactly the average number of new incorporations over the past 15 years. As shown in the list below, we are seeing a trend toward farm markets, health-related and investment co-operatives. Overall, the incorporations were evenly split with 11 for-profits and 10 non-profits. Note that the list below also includes one new co-operative formed by the amalgamation of 5 housing co-operatives.



Name	For Profit /Non Profit	Location	Registry ID #
Cape Breton Farmers' Market Co-operative Limited	NP	North West Arm, Cape Breton	3218201
Cape Breton Music Industry Co-operative Limited	NP	Sydney, Cape Breton	3222050
Coastal Growth Management Co-operative Limited	FP	Sydney, Cape Breton	3224641
Connecting People for Health Co-operative Limited	FP	Truro, Colchester	3217793
Connecting People for Health Investment Co-operative Limited	FP	Truro, Colchester	3221078
Elmsdale Farmers' Market Cooperative Limited	FP	Milford Station, Hants	3221712
Farmers' Market Investment Cooperative Limited	FP	Bedford, Halifax	3209553
Grass Roots Bio Energy Co-operative Limited	FP	Middle Musquodoboit, Halifax	3217436
Gulf Aquarium and Marine Station Cooperative Ltd. Coopérative De Recherche Marine et Aquarium du Golf Ltée	NP	Cheticamp, Inverness	3224429
Hands on Projects Etc. (H.O.P.E.) Co-operative Limited	NP	Halifax, Halifax	3221782

Name	For Profit /Non Profit	Location	Registry ID #
Healthwise Holdings Co-operative Limited	FP	Bible Hill, Colchester	3222622
Hubbards Nursery School Co-operative Limited	NP	Hubbards, Queens	3223356
Leighton Roofing Co-operative Ltd.	FP	Shubenacadie, Hants	3215875
Metro Student Living Co-operative Limited	NP	Halifax, Halifax	3222461
New Armdale Westside Housing Co-operative Limited	NP	Dartmouth, Halifax	3217679
Off Highway Vehicle Closed Course Co-operative Limited	NP	Brookfield, Colchester	3208752
Seaspray Atlantic Organic Farmers Co-operative Limited	FP	Newport, Hants	3204433
Strait Area Transit Co-operative Ltd.	NP	Port Hawkesbury, Inverness	3216455
Tatamagouche Community Land Co-operative Ltd.	NP	Tatamagouche, Colchester	3217645
Truro Farmers' Market Co-operative Limited	FP	Truro, Colchester	3215055
Whycocomagh Investment Co-operative Limited	FP	Whycocomagh, Victoria	3223969

Anniversaries of Incorporation in 2007 and 2008

The data for this report is not available until the Fall of each year and so we present anniversaries for both 2007 and 2008. We congratulate the members and boards of directors for their continued commitment to co-operation and member services.

Anniversaries in 2007

- 70th 1937 Canso Co-operative Limited
 La Co-operative De Cheticamp Limitee
 Lemoyne Cooperative Society Limited
 Margaree Co-operative Society Limited
 The Louisdale Cooperative Society Limited
 West Arichat Co-operative Limited
- 50th 1957 Port Maitland Co-operative Lobster Company, Limited
 Scotian Gold Co-operative Limited
- 45th 1962 Paturage Co-operatif De Cheticamp Limite
- 40th 1967 Dean Produce Co-operative Limited
 Minas Seed Co-operative Limited
- 35th 1972 Hall's Harbour Water Co-operative Limited
- 30th 1977 Athol Forestry Cooperative Limited
 Black Rose Co-operative Limited
 Lake City Co-operative Limited
 Mira Pasture Co-operative Limited

- 25th 1982 Albro Court Housing Co-operative Limited
 Cranberry Lake Housing Co-operative Limited
 Fairwest Housing Co-operative Limited
 Fallout Housing Co-operative Limited
 Highfield Park Housing Co-operative Limited
 Kabuki Housing Co-operative Limited
 Maria's Housing Co-operative Limited
 Northumberland Lamb Marketing Co-operative Limited
 Rooftops Housing Co-operative Limited
 Vihara Housing Co-operative Limited
- 20th 1987 Atlantis Housing Co-operative Limited
 Future Forestry Services Co-operative Limited
 Longhouse Housing Co-operative Limited
 Needham Housing Co-operative Limited
- 15th 1992 Breakthrough Leaders in Personal and Professional Resource Development
 Co-operative Limited
 La Cooperative Radio Cheticamp Limitee
 Resources 2000 Co-op Ltd.
 True North Housing Co-operative Limited
- 10th 1997 Canso Trawlermen's Cooperative Ltd.
 Colchester Transportation Cooperative Ltd.
 Glendale Area Community Cooperative Ltd. (Co-chomunn Bhràigh Na
 H-aibhneadh)
 Minudie Pasture Cooperative Limited
 Municipal Electric Utilities of Nova Scotia Cooperative Ltd.
 Old Railway Cabins Cooperative Ltd.
 Sydney Mines Investment Co-operative Limited
 Team Work Cooperative Limited
 West Nova Investment Cooperative Ltd.
- 5th 2002 Acadia Cinema Cooperative Ltd.
 Crystal Grange Housing Co-operative Limited
 Islands Wind Power Investment Co-operative Limited
 Just Us! Fair Trade Investment Co-operative Limited
 North Wind Farm and Food Co-operative Limited
 Peer Gallery Co-operative Limited

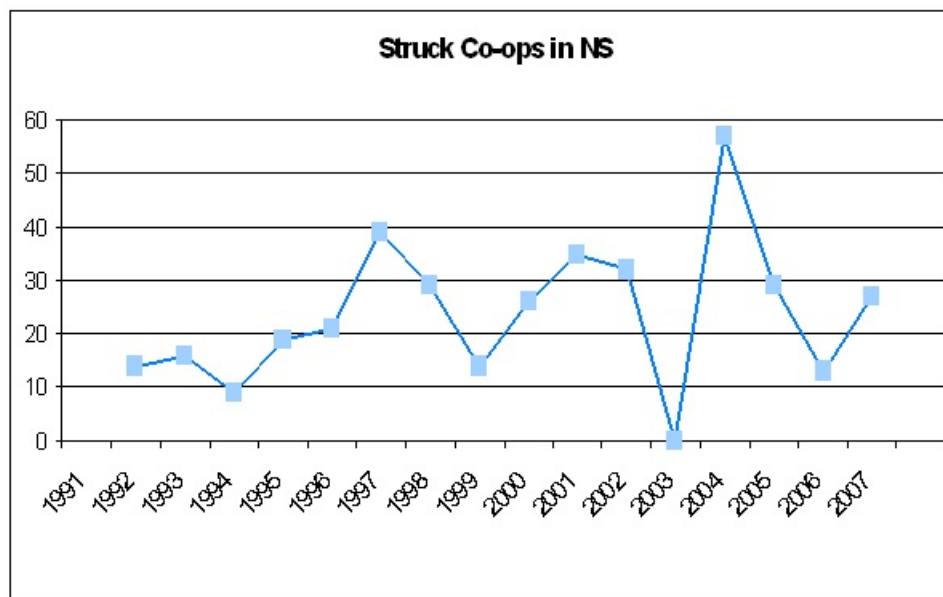
Anniversaries in 2008

- 70th 1938 Musquodoboit Valley Co-operative Limited
 Port Hood Cooperative Limited
 Whycocomagh Cooperative Limited
- 65th 1943 ACA Co-operative Limited
 River Hebert Cooperative Service Limited
- 45th 1963 Co-operative Artisanale De Cheticamp Limited

- 35th 1973 Baddeck Valley Wood Producers Co-operative Ltd.
Black Duck Handcraft Cooperative Limited
Chegoggin Dyke Co-operative Limited
- 30th 1978 Central Spryfield Housing Co-operative Limited
- 25th 1983 Anathoth Housing Co-operative Limited
Apple Blossom Housing Co-operative Limited
Charles Court Housing Co-operative Limited
Fresh Start Housing Co-operative Limited
Gimmie Shelter Continuing Housing Co-operative Limited
Privateer Housing Co-operative Limited
Rocky Road Housing Co-operative Limited
Samson Co-operative Limited
The Cross-Roads Housing Co-operative Limited
The Trillium Housing Co-operative Limited
Topshee Housing Co-operative Limited
- 20th 1988 Canso Co-operative Health Centre Limited
Central Dartmouth Housing Co-operative Limited
Dunbrack Housing Co-operative Limited
Green Stem Co-operative Limited
Johnstown Community Development Co-operative Limited
Nova Heights Continuing Housing Co-operative Limited
Pictou County Home Health Care Co-operative Limited
The Birches Housing Co-operative Limited
The Greenhouse Co-operative Limited
- 15th 1993 Arimathea Funeral Co-operative Limited
Chignecto Manor Co-operative Ltd.
City Market of Halifax Co-operative Ltd.
SSG Support Services Group Co-operative Ltd.
- 10th 1998 340 Rancher's Co-operative Limited
BCA Investment Co-operative Limited
Bras D'or Producers Co-operative Limited
C.A.J. Woodworkers Co-operative Limited
Curl up & Dye Co-operative Limited
Northumberland Fish Cooperative Limited
Richmond Community Management Fishery Co-operative Limited
- 5th 2003 Co & Co Communication Design Co-operative Limited
Coastal Community Radio Co-operative Limited
Coopérative Radio-Halifax-Métro Limitée
Deep Roots Music Co-operative Limited
Destination Richmond Tourism Co-operative Limited
Investing in Nova Scotia Enterprises Co-operative Limited
La Résidence Acadienne Co-operative Limited
Missing Lint Co-operative Limited
Tatamagouche Farmers' Market Co-op Ltd.
Wickwire Co-operative Limited

Co-operatives Struck in 2007

In 2007, there were 27 co-operatives struck. This is slightly above the average of 24 over the past 15 years. As shown in this graph, during the first year of the new renewal process, no co-operatives were struck, resulting in double the usual number being struck in the following year.



Ansviews Co-op Limited	East Preston, Halifax	3098976
C & T Racing Co-operative Ltd.	Dartmouth, Halifax	3141551
Co-op Taxi & Limousine Ltd.	Dartmouth, Halifax	3074791
Community First Services Co-operative Limited	Halifax, Halifax	3120597
Elm Court Housing Co-operative Limited	New Glasgow, Pictou	1629379
Fire 'N Water Hot Tubs Co-operative Limited	Berwick, Kings	3027068
Fleet Co-operative Limited	Dartmouth, Halifax	1351790
Galerie Saule Co-opérative Limitée	Little Brook, Digby	3094859
Guitarfest Cape Breton Co-operative Limited	Sydney, Cape Breton	3143471
Guysco Development Co-operative Limited	Canso, Guysborough	3105635
Heritage Tourism Atlantic Co-op Limited	Sydney, Cape Breton	3101069
Independent Wholesale Co-operative (NS) Limited	Dartmouth, Halifax	3060294
Island Continuing Housing Co-operative Limited	Sydney, Cape Breton	1524432
Island Music Centre Co-operative Limited	Sydney, Cape Breton	3126244
Johnson Water Co-operative Limited	Wolfville, Kings	1350997
Lunenburg Performing Arts Co-operative Limited	Lunenburg, Lunenburg	3105637
Maritime Biodiesel Co-op Ltd.	Halifax, Halifax	3086893
Maritime Lobster Processors Co-operative Limited	Tatamagouche, Colchester	3048406
Maritime Organic Blueberry Growers Co-operative Limited	Southampton, Cumberland	3090972
Northumberland Media Co-operative Limited	Marshville, Colchester	3128964
Nouvelle Investment Cooperative Group Ltd.	Dartmouth, Halifax	3152332
Radio Tatamagouche Co-op Ltd.	Tatamagouche, Colchester	3148452
Rags to Riches Recycling Co-operative Limited	D'Escousse, Richmond	3082752
Rising Tide Co-operative Limited	Antigonish, Antigonish	3024290
Salmonid Propagation Associates Co-operative Limited	Richmond, Richmond	1852384
Spanish Bay Snap Marketing Co-operative Limited	Gabarus, Cape Breton	3081915
Yes! Café Co-operative Limited	Windsor, Hants	3172893

Financial Data

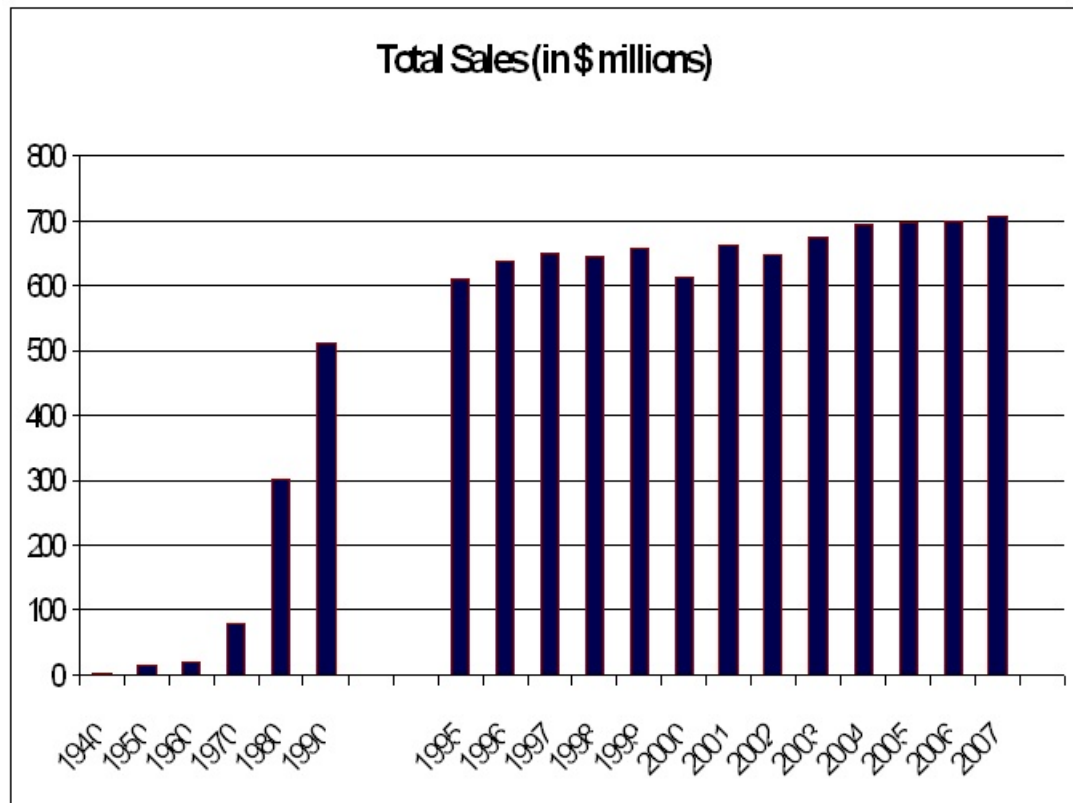
Financial Summary

Co-operatives reported \$708 million in sales and \$10 million in profits in 2007, which are the highest ever reported.

Most co-operatives' income comes from sales (96% of total income in 2007). As this chart shows,

the annual total sales for all co-operatives in the Province has shown a gradual increase since the major jump from 1970-1990.

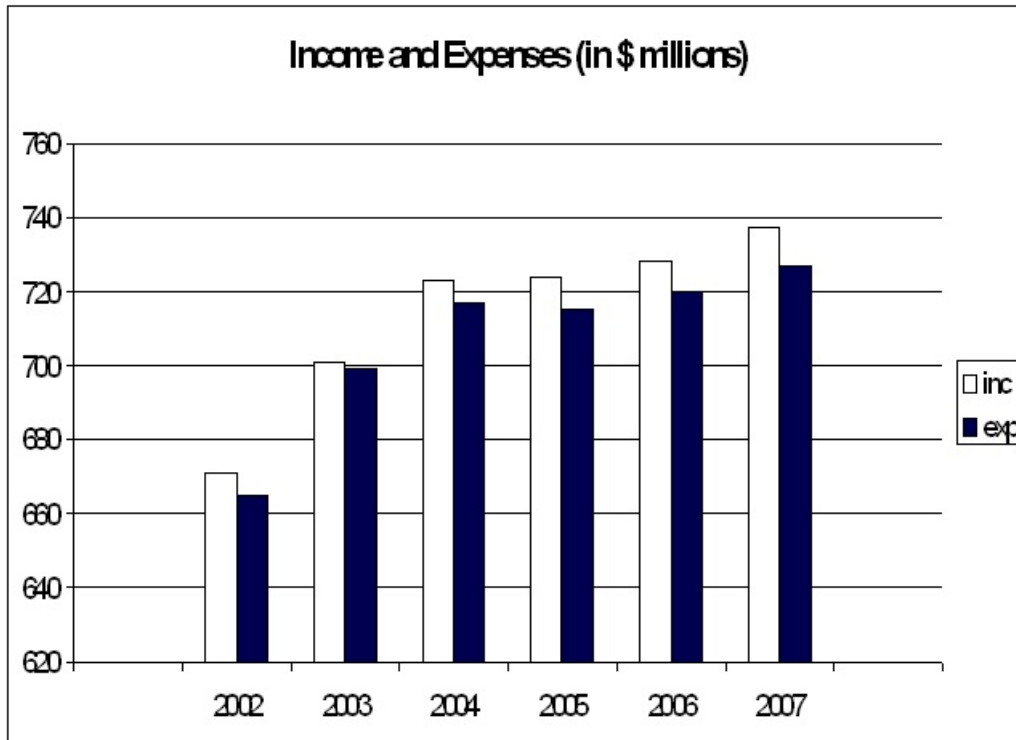
Accurate data on expenses is only available for the past 6 years. As shown in this graph and in



the chart on the next page, income and expenses (except in 2005) have both steadily increased.

The net of income and expenses is the simplest measure of profit. It has fluctuated

between \$2 and \$10 million over that period, with the highest profit of all (\$10 million) reported in 2007.



the chart on the next page, income and expenses (except in 2005) have both steadily increased. The net of income and expenses is the simplest measure of profit. It has fluctuated between \$2 and \$10 million over that period, with the highest profit of all (\$10 million) reported in 2007.

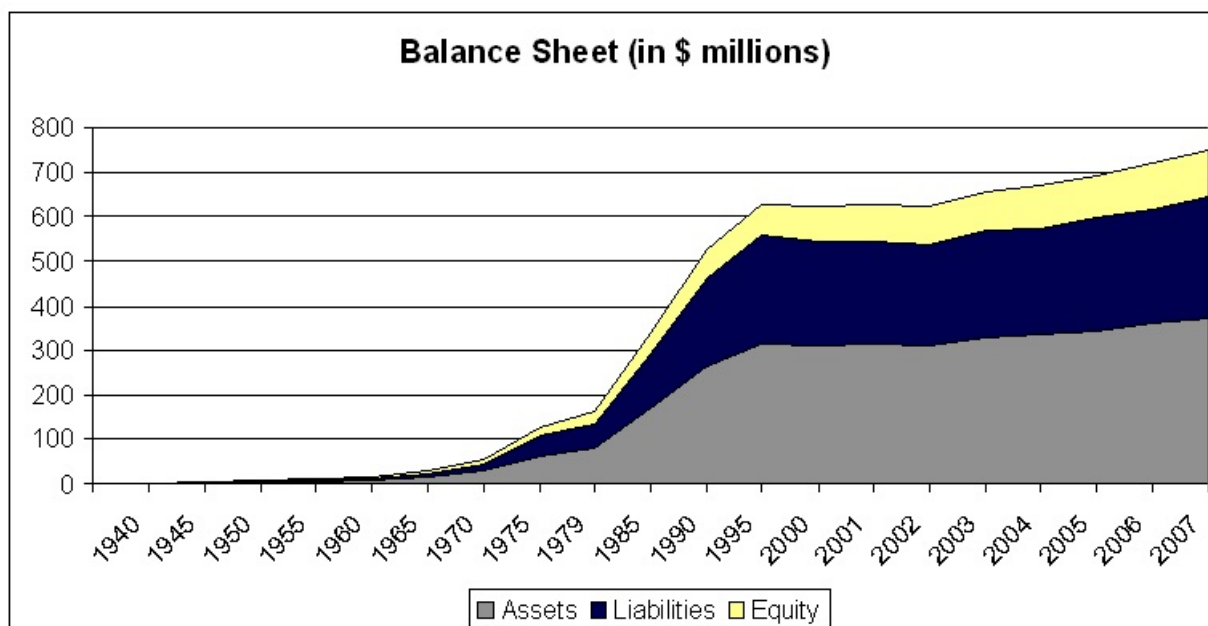
67-Year Operating Results Summary (all financial data in \$millions)

	Total Co-ops	Reporting Co-ops	Sales	Other Income	Total Income	Cost of Goods Sold	Other Expenses	Total Expenses	Net Income	Gross Margin
1940	62		3				1		0	
1950	113		14				2		0	
1960	114		21				5		1	
1970	117		79				14		1	
1980	124		302				57		4	
1990	228		512				120		4	
1995	241		609				133		2	
2000	194		612				138		8	
2001	247		663				143		9	
2002	293	193 (66%)	648	23	671	540	125	665	6	108
2003	323	256 (79%)	676	25	701	570	128	699	2	105
2004	303	285 (94%)	696	27	723	583	134	717	6	113
2005	302	291 (96%)	697	27	724	578	137	715	9	119
2006	305	291 (95%)	699	29	728	577	143	720	7	122
2007	300	280 (93%)	708	29	737	584	143	727	10	124

67-Year Balance Sheet Summary

The table and chart below summarize the balance sheet information from co-operatives over the past 67 years. The big jump in the 1965-1995 period has been followed by steady growth since that time. The graph at the bottom of this page shows the data pictorially.

	Assets	Liabilities	Equity
1940	1	0	1
1945	2	1	2
1950	5	2	3
1955	6	2	4
1960	9	3	6
1965	15	8	7
1970	28	17	11
1975	64	47	17
1979	82	53	29
1985	171	120	51
1990	262	200	63
1995	314	243	71
2000	312	233	79
2001	314	232	82
2002	312	225	87
2003	328	242	86
2004	335	241	93
2005	345	253	92
2006	360	257	103
2007	374	269	104



Co-operative Functioning

Co-operative Functioning Summary

In 2002, Nova Scotia started asking co-operatives to report on how well they function as a co-operative in addition to how well they function as a business. The questions on the annual renewal forms provide information on board complements, meetings and the number of educational events attended by members (see the Annual Renewal form at www.gov.ns.ca/snsmr/rjsc/forms.asp#coop). The questions are intended to help identify developing problems and are based on the 7 principles of co-operation (see page 3 for details).

The table below shows that the majority of co-operatives had all of their board positions filled. Almost all (97%) held an annual general meeting, and 98% of those met quorum. In all, 93% presented the financial report to the members for approval. Almost twice as many for-profit co-operative members attended educational events as non-profit members, although in both cases the numbers indicate support for providing training and education for members.

	for profit	non profit	combined total
All board positions are filled	89%	96%	93%
An AGM was held in the past fiscal year (or past 12 months)	97%	96%	97%
Quorum was established at the AGM	97%	99%	98%
A financial report was approved by the members at the AGM	92%	95%	93%
Average number of members who attended an educational event in the past fiscal year	9.7	5.5	7.5

The following table shows the number of meetings held to conduct the business of co-operatives. The majority (68%) held between 4 and 12 board meetings and 73% held between 1 and 3 members' meetings. Development groups might be interested to see if the outliers have any correlation with management or governance issues, but that is outside the mandate of this report.

	1 - 3	4 - 6	7 - 9	10 - 12	13 +
Number of board meetings in the past fiscal year	25%	27%	12%	29%	6%
Number of members meetings in the past fiscal year	73%	15%	5%	6%	1%

This, and other annual Co-operative Annual Reports are available at:
www.gov.ns.ca/snsmr/coop/resources/

The *Co-operative Associations Act* is available at:
www.gov.ns.ca/legislature/legc/statutes/coopassc.htm

The Regulations to the Act are available at:
www.gov.ns.ca/just/regulations/regs/coopgen.htm

The *Act* and Regulations are also available by contacting the Co-operatives Branch at:

Co-operatives Branch
Service Nova Scotia and Municipal Relations
80 Walker Street, #3
Truro, Nova Scotia
B2N 4A7

Phone: (902) 893-6190
Fax: (902) 893-6108
Email: nscoop@gov.ns.ca



**Service Nova Scotia
and Municipal Relations**

Crown copyright © 2008, Province of Nova Scotia, all rights reserved