

**DRAFT FOR CONSULTATION PURPOSES ONLY**

## Schedule “B” Special Move Permits application and conditions

### 1 Definitions

In this Schedule,

“exceptional move vehicle” means 1 of the following vehicles:

- (a) an overdimensional vehicle that exceeds
  - (i) 5.49 m in overall width,
  - (ii) 30 m in overall length,
  - (iii) 4.88 m in overall height;
- (b) an overweight vehicle that exceeds the GVW shown for each class of highway in Section 11, Table F;

“indivisible load”, with respect to a load on an overdimensional or overweight vehicle means a load that meets 1 or more of the following criteria:

- (i) if it exceeds the overall width limits prescribed in the regulations, it does not consist of articles placed side by side or cross-wise,
- (ii) if it exceeds the overall height limits prescribed in the regulations, it does not consist of articles placed on top of one another,
- (iii) if it exceeds the overall length limits prescribed in the regulations, it does not consist of articles placed one behind the other,
- (iv) if it is an overweight vehicle, it does not consist of more than 1 article.

“permit” means a special move permit;

“spring weight restrictions” means the vehicle weight restrictions that are in effect on highways during any period specified in an order made by the Minister under the *Spring Weight Restrictions Regulations* made under the *Public Highways Act*;

“vehicle” means a vehicle or other conveyance or a combination of vehicles or other conveyances, together with its load, other than a long combination vehicle, for

which an applicant is seeking a special move permit or for which a special move permit has been issued.

## 2 Application requirements

The application for a permit must include all of the following:

- (a) carrier name and address;
- (b) contact individual contact information;
- (c) type of permit applied for;
- (d) vehicle information and configuration details;
- (e) proposed route that the vehicle will be travelling.

## 3 Types of permits

A permit may be issued as 1 of the following types:

- (a) an annual permit that is valid for 1 year from the date of issue;
- (b) a single trip permit that is valid for 1 trip up to 7 days from the date of issue.

## 4 Loads

Except as provided in Section 10, a permit may be issued with respect to an overdimensional or overweight vehicle only if the load meets the following criteria:

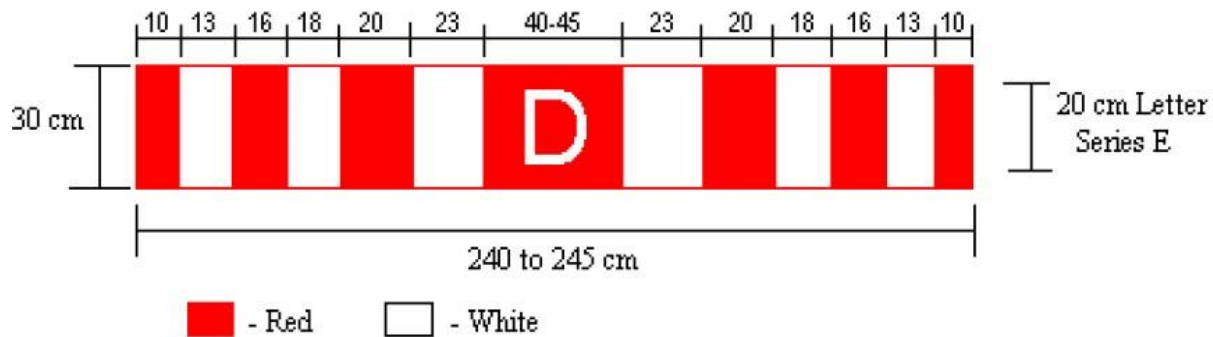
- (a) it is an indivisible load; and
- (b) it is placed on the vehicle in such a way that it exceeds the prescribed weight or dimension limit to the least degree.

## 5 D-signs

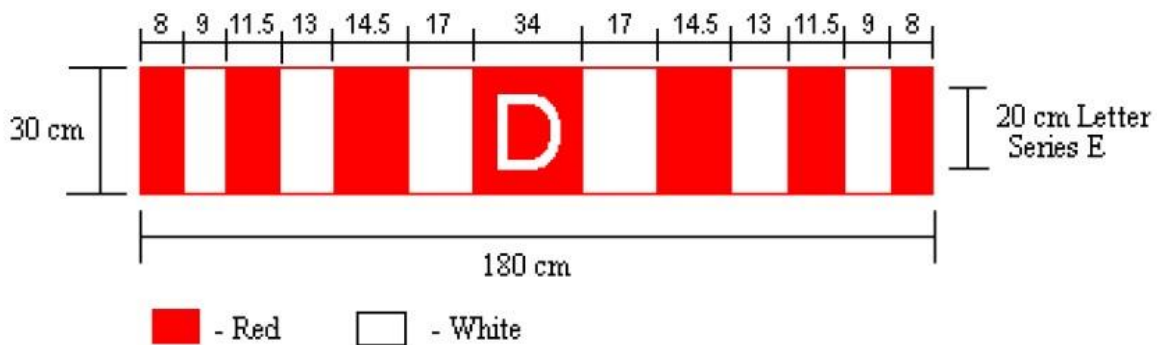
- (1) A D-sign must meet all of the following specifications:

Sign dimensions	240 to 245 cm by 30 cm high for an overdimensional vehicle 180 cm by 30 cm high for an escort vehicle
Letter size and font	20 cm Series E
Colour	White level II reflectance and stop sign red (#712 3M or equivalent)
Material	Retro-reflective, on a hard, flat surface

## Large Sign for Oversize Vehicle Section Widths (cm)



## Small Sign for Escort Vehicle Section Widths (cm)

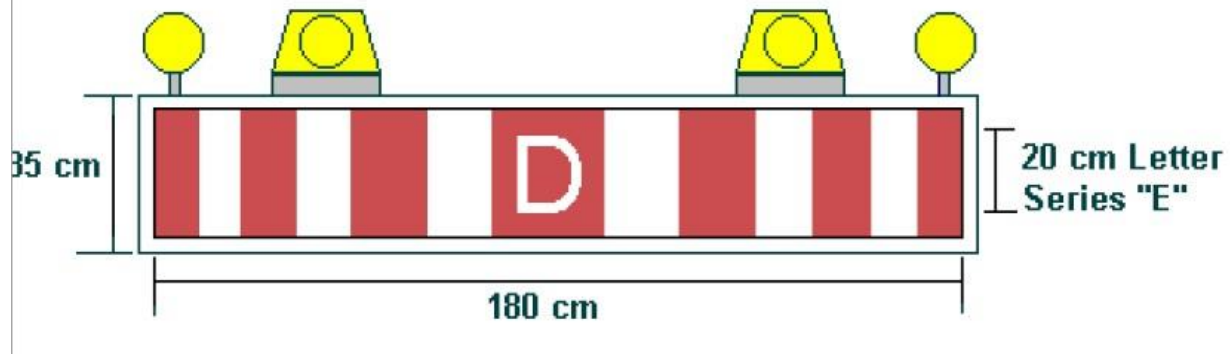


- (2) A D-sign must be positioned as follows:
  - (a) if attached to an overdimensional vehicle, so that it is visible from the rear and front of the vehicle;
  - (b) if attached to an escort vehicle, so that it is readily visible to drivers approaching the vehicle being escorted.
- (3) A D-sign must be removed from an overdimensional vehicle if it is not operating under a permit.
- (4) A D-sign must be removed from an escort vehicle if it is not escorting a vehicle operating under a permit.

## 6 **Lighted sign box for escort vehicles**

- (1) A lighted sign box used by an escort vehicle in lieu of a D-sign must meet the following specifications:

Box dimensions	180cm high by 35 cm wide by 10 cm (thick?)
Box specifications	Constructed of mild steel material with inside and outside surfaces of baked white enamel. Box must shelter all electrical components
Illumination	Sufficient number of lamps, adequately spaced to give even lighting of sign background across full width
Sign panel	3 mm thick plexi-glass
Colour	White background with red bars painted in transparent red paint with white Letter "D".
Letter size and font	20 cm, Series E
Outboard lights	2 amber lights with reflectors (minimum 175-mm in sized), rated at 12.5 volts, 3 amps and .50 candela with rated life of 300 hours
Inboard lights	2 standard 203-mm rotating amber lights with 2 sealed beam units per lamp



- (2) A lighted sign box used in lieu of a D-sign must be upright when in use and clearly visible from the front and rear of the escort vehicle.
- (3) A lighted sign box used in lieu of a D-sign must be deactivated, removed, covered or folded flat if an escort vehicle is not escorting a vehicle operating under a permit.

## 7 Road Closures and Detours

- (1) If a road closure is carried out by a permit holder, it must be done
  - (a) in accordance with the *NS Temporary Workplace Traffic Control Manual* and only after engaging the road owner or traffic authority as required by the Manual;
  - (b) in a series of closures of road sections that meet the following criteria:
    - (i) they are no greater than 3km each; and

(ii) they are sufficiently spaced to mitigate traffic buildup.

(2) A detour that is not longer than 40 km must be available for each section of road closed under subsection (1).

## 8 Exceptional Move Vehicles

- (1) An exceptional move vehicle that has an overall width of more than 9.1 meters is not permitted to be driven on a highway and is not eligible to be issued a permit.
- (2) Prior to the issuance of a permit for an exceptional move vehicle, the applicant for the permit must obtain written confirmation of approval from any municipality that owns a highway that is part of the applicant's proposed route.

## 9 Spring Weight Restrictions

- (1) Except as provided in subsection (2), a permit for an overweight vehicle may be issued when spring weight restrictions are in effect only if 1 of the following criteria are met:
- (a) the proposed trip can be completed by driving only on 100 Series highways;
  - (b) the vehicle has a maximum GVW of 62,500 kg;
  - (c) the axle weights on the vehicle do not exceed the applicable limit in the following table:

Axle group	Weight Limit (maximum)
<b>3 axle drive group</b>	21,000 kg
<b>4 axle trailer group</b>	27,500 kg.
<b>single axle dolly in combination with tandem drive axle group</b>	21,000 kg
<b>tandem jeep dolly in combination with tandem drive axle group</b>	
Axle group spread 4.8 m to <5.4 m	26,000 kg
Axle group spread 5.4 m to <6.0 m	32,000 kg
Axle group spread 6.0 m or >	36,000 kg

- (2) The Registrar may issue a permit that has route restrictions and limits that are more or less restrictive than those set out in subsection (1) if the Registrar is satisfied that the permit conditions are necessary and will adequately protect the highway and persons, property, infrastructure or other traffic on or near the highway.
- (3) An annual permit issued for an overweight vehicle is not valid when spring weight restrictions are in effect, except for a fire truck responding to an emergency.

**10 Permits for non-conforming vehicles and vehicles with divisible loads or exceeding Section 11 parameters**

If the Registrar determines that conditions can be placed on the permit that will adequately protect the highway and persons, property, infrastructure or other traffic on or near the highway, the Registrar may issue a permit subject to those conditions for

- (a) a non-conforming vehicle;
- (b) an overdimensional or overweight vehicle that has a load that is divisible; or
- (c) an overdimensional or overweight vehicle that exceeds the parameters in Section 11, Tables A to F.

**11 Conditions applying to overdimensional and overweight vehicles**

- (1) The following Tables A to F set out
  - (a) subject to subsection (2), the types of permits which may be issued for a vehicle of that weight or dimension; and
  - (b) subject to subsection (3), the conditions that apply to the operation of a vehicle of that dimension or weight, by reference to the conditions that are set out in Sections 12 to 17.
- (2) An annual permit may be issued for any of the following overdimensional or overweight vehicles:
  - (a) fire vehicles;
  - (b) except as provided in clause (c), miscellaneous powered equipment that has a GVW that does not exceed 45 400 kg;
  - (c) miscellaneous powered equipment that has a permanently mounted crane, that travels regularly between the home base and 1 specific location;
  - (d) miscellaneous towed equipment that has a GVW that does not exceed 59 500 kg.
- (3) The Registrar may issue a permit without a condition that applies according to the following tables, if the Registrar determines that the proposed manner and conditions of the proposed trip do not require that condition to adequately protect the highway and persons, property, infrastructure or other traffic on or near the highway.

**Table A- Overall Height Conditions**

HEIGHT		CONDITIONS APPLICABLE	TYPE OF PERMIT
exceeding	up to and including		
4.15 m (13.6 ft)	4.27 m (14 ft)	1, 2, 3, 4, 5, 6, 7	Annual or Single Trip
4.27 m (14 ft)	4.88 m (15.75 ft)	1, 2, 3, 4, 5, 6, 7, 10, 12, 13, 14, 23	Single Trip Only
4.89 m + (15.75 ft+)		1, 3, 4, 5, 6, 7, 10, 12, 13, 14, 23, 115	Single Trip Only

**Table B: Overall Width Conditions**

WIDTH		CONDITIONS APPLICABLE	TYPE OF PERMIT
exceeding	up to and including		
2.60 m (8.5 ft)	2.75 m (9 ft)	1, 2, 3, 4, 5, 6, 7	Annual or Single Trip
2.75 m (9 ft)	3.05 m (10 ft)	1, 2, 3, 4, 5, 6, 7, 22, 24	Annual or Single Trip
3.05 m (10 ft)	3.66 m (12 ft)	1, 2, 3, 4, 5, 6, 7, 22, 23, 24, 30, 31, 32, 38	Annual or Single Trip
3.66 m (12 ft)	4.27 m (14 ft)	1, 2, 3, 4, 5, 6, 7, 14, 15, 22, 23, 24, 30, 31, 32, 35, 36, 39	Annual or Single Trip
4.27 m (14 ft)	4.88 m (15.7 ft)	1, 2, 3, 4, 5, 6, 7, 11, 14, 15, 22, 23, 24, 30, 31, 32, 35, 36, 39, 104	Single Trip Only
4.88 m (15.7 ft)	5.49 m (18 ft)	1, 2, 3, 4, 5, 6, 7, 11, 14, 15, 22, 23, 24, 30, 31, 32, 36, 37, 39, 104	Single Trip Only
5.50 m + (18 ft+)		1, 3, 4, 5, 6, 7, 11, 14, 15, 22, 23, 24, 30, 31, 32, 101, 102, 103, 104, 105, 106, 107, 108, 111, 112 plus other applicable conditions from Section 11	Single Trip Only

**Table C: Overall Length Conditions**

LENGTH		CONDITIONS APPLICABLE	TYPE OF PERMIT
exceeding	up to and including		
23 m (75 ft)	25 m (82 ft)	1, 2, 3, 4, 5, 6, 7	Annual or Single Trip
25 m (82 ft)	27.5 m (90 ft)	1, 2, 3, 4, 5, 6, 7, 22, 23	Annual or Single Trip
27.5 m (90 ft)	30 m (100 ft)	1, 2, 3, 4, 5, 6, 7, 22, 23, 30, 31, 32, 34	Annual or Single Trip
30.0 m (100 ft)	40 m (130 ft)	1, 3, 4, 5, 6, 7, 15, 22, 23, 30, 31, 32, 109, 112, 116	Single Trip Only
40 m + (130 ft+)		1, 3, 4, 5, 6, 7, 22, 23, 30, 31, 32, 109, 112, 114	Single Trip Only

**Table D: Front Overhang Conditions**

FRONT OVER HANGS		CONDITIONS APPLICABLE	TYPE OF PERMIT
exceeding	up to and including		
1.0 m (3.2 ft)	2.0 m (6.4 ft)	1, 2, 3, 4, 5, 6, 7, 20, 21	Annual or Single Trip
2.0 m + (6.4 ft+)		1, 2, 3, 4, 5, 6, 7, 20, 21, 22, 23	Annual or Single Trip

**Table E: Rear Over-hang Conditions**

REAR OVER HANGS		CONDITIONS APPLICABLE	TYPE OF PERMIT
front	rear		
2.0 m (6.4 ft)	3.05 m (10 ft)	1, 2, 3, 4, 5, 6, 7, 20, 21	Annual or Single Trip
3.05 m (10 ft)	5.5 m (18 ft)	1, 2, 3, 4, 5, 6, 7, 20, 21, 22, 23, 30, 31, 32, 33	Annual or Single Trip



5.50 m + (18.5 ft+)		1, 2, 3, 4, 5, 6, 7, 20, 21, 22, 23, 30, 31, 32, 33	Single Trip Only
---------------------	--	---	------------------

**Table F: Overweight Vehicle Conditions**

	HIGHWAY	WEIGHT LIMITATIONS	APPLICABLE CONDITIONS	TYPE OF PERMIT
1a	100 Series Divided, Hwy. 101 & 107	GVW ≤ 69,800 kg	1, 2, 3, 4, 5, 6, 22, 301, 302, 303, 304, 305, 306, 307, 308, 309, 310, 316, 317, 319	Single Trip
1b	100 Series Divided, Hwy. 101 & 107	GVW > 69 800 kg GVW ≤ 78 000 kg	1, 2, 3, 4, 5, 6, 22, 30, 31, 32, 112, 301, 302, 303, 304, 305, 306, 307, 308, 309, 310, 311, 316, 317, 319	Single Trip
2a	100 Series Non-Divided, except Hwy. 101 & 107	GVW ≤ 63 000 kg & Axle Group ≤ 29 500 kg	1, 2, 3, 4, 5, 6, 22, 301, 302, 303, 304, 305, 306, 307, 308, 309, 310, 316, 317, 319	Single Trip
2b	100 Series Non-Divided, except Hwy. 101 & 107	GVW > 63 000 kg GVW ≤ 69 800 kg or Axle Group > 29,500 kg	1, 2, 3, 4, 5, 6, 22, 30, 31, 32, 33, 301, 302, 303, 304, 305, 306, 307, 308, 309, 310, 311, 316, 317, 319	Single Trip
3a	All other roads	GVW ≤ 53 400 kg & Axle Group < 29 500 kg	1, 2, 3, 4, 5, 6, 22, 301, 302, 303, 304, 305, 306, 307, 308, 309, 310, 316, 317, 319	Single Trip
3b	All other roads	GVW > 53 400 kg GVW ≤ 60 200 kg or Axle Group ≥ 29 500 kg	1, 2, 3, 4, 5, 6, 22, 30, 31, 32, 33, 301, 302, 303, 304, 305, 306, 307, 308, 309, 310, 312, 316, 317, 319	Single Trip
3c	All other roads	GVW > 60 200 kg GVW ≤ 69 800 kg	1, 2, 3, 4, 5, 6, 22, 30, 31, 32, 112, 301, 302, 303, 304, 305, 306, 307, 308, 309, 310, 311, 312, 313, 314, 316, 317, 319	Single Trip

## 12 Standard Conditions that apply to permits

The standard conditions that apply to a permit for a vehicle include all of the following:

- (1) The driver of the vehicle must have the permit in their possession.
- (2) The permit holder must notify the municipalities that have authority over the highways on the proposed route and obtain all necessary approvals.

- (3) The vehicle is not permitted on any highway during adverse road and weather conditions, or when visibility is reduced so as to create a hazard.
- (4) The vehicle must not drive on a highway closer than 500 m ahead of or behind another overdimensional or overweight vehicle.
- (5) The driver of the vehicle must periodically pull off the road to allow any traffic that accumulates behind the vehicle to pass.
- (6) The permit holder is responsible for any damage caused by the operation of the vehicle on the highway.
- (7) If the driver's view to the rear is obstructed or interfered with by a trailer or the load on the vehicle, an outside rear vision mirror that affords the driver a clear view to the rear for at least 60 m must be attached to each side of the vehicle.

### **13 Other Operational Conditions**

Other operational conditions that may apply to a permit, as shown in the applicable tables, include all of the following:

- (10) The vehicle must not drive on a highway between sunset and sunrise as determined by the National Research Council.
- (11) The vehicle is not permitted on any highway in the Halifax Regional Municipality or Cape Breton Regional Municipality between the hours of 7:00 am to 9:00 am and 4:00 pm to 6:00 pm.
- (12) The vehicle must stop before entering all underpasses and may only proceed, at a minimum speed, once the driver has confirmed that there is safe clearance.
- (13) The permit holder must notify Nova Scotia Power, Aliant and local cable companies prior to operating the vehicle under the permit.
- (14) If the permit holder's proposed route crosses the Canso Causeway, the permit holder must advise the Royal Canadian Mounted Police 24 hours in advance of the time of the proposed trip.
- (15) The vehicle is not permitted on any highway after 3:00 pm on Fridays or after noon on Saturday, Sunday or any statutory holiday.

### **14 Warning Devices**

Conditions concerning warning devices that may apply to a permit, as shown in the applicable tables, include all of the following:

- (20) Warning flags must meet all of the following requirements:

- (a) they must be attached to
    - (i) the extremities of any overhang,
    - (ii) at each corner of the load,
    - (iii) if applicable, at the extremity of a protrusion for an over-width load; and
    - (iv) at the extremities of the rearmost point of the load for an over-length load;
  - (b) they must be mounted on a staff or rod and fastened at 2 consecutive corners of the flag;
  - (c) they must be made of fabric or flexible plastic.
- (21)** Reflective tape that complies with *CMVSS 108 Conspicuity Systems*- Section S5.7 must be on both sides of the overhang if the vehicle is driven on a highway at nighttime.
- (22)** The vehicle must display 1 or more flashing amber warning lamps on the top of the towing vehicle, that must:
- (a) display light that is visible for a distance of 300 metres in all directions (if the light is blocked, it may be necessary to use more than 1 flashing amber warning lamp); and
  - (b) be mounted a minimum of 1.5 m from the ground.
- (23)** The vehicle must display a “D” sign on the front and rear of the vehicle.
- (24)** Warning flags or flashing amber warning lamps must be used as follows:
- (a) Flashing amber warning lamps must be displayed at the extremities of the load during nighttime hours;
  - (b) Warning flags may be attached or displayed during daytime hours;
  - (c) Warning flags must meet the following requirements:
    - (i) be placed
      - (A) at each corner of the load,
      - (B) if applicable, at the extremity of a protrusion for an over-width load, and
      - (C) at the extremities of the rearmost point of the load for an over-length load; and

- (ii) be mounted on staff and fastened at 2 consecutive corners of the flag;
- (d) Flashing amber warning lamps must meet the following requirements:
  - (i) be visible for a minimum of 150 m from the front, rear and sides of the vehicle, and
  - (ii) be mounted at each corner of the load, and if applicable, at the extremity of a protrusion.

## **15 Escort Vehicles**

Conditions concerning the requirements for an escort vehicle or a police escort that may apply to a permit, as shown in the applicable tables, include all of the following:

- (30) An escort vehicle must meet all of the following requirements:
  - (a) it has a GVWR no greater than 8000 kg;
  - (b) it has no more than 2 axles;
  - (c) it has a wheelbase of at least 2.5 m;
  - (d) it transports only equipment and passengers related to the transportation of the load, but does not transport any cargo nor tow a trailer;
  - (e) its driver has clear visibility to the rear from all mirrors;
  - (f) it has a two-way radio to be used for all communication with the overdimensional vehicle and other escort vehicles involved with the trip at all times;
  - (g) it has a cellular telephone to be used for communication with police and other emergency services, except if there are 2 escort vehicles involved and the other escort vehicle has a cellular telephone;
  - (h) it has a "D" sign on the front and rear of the vehicle or a lighted signbox on the vehicle.
- (31) D-signs for escort vehicles must meet the requirements in Section 5 in Schedule B of the regulations.
- (32) If a lighted sign box is used for an escort vehicle in lieu of a D-sign, it must meet the requirements in Section 6 in Schedule B of the regulations.
- (33) An escort vehicle is required at the rear of the vehicle being escorted.

- (34) An escort vehicle is required at the rear of the vehicle being escorted when driving on highways that are not divided highways.
- (35) An escort vehicle is required at the front of the vehicle being escorted when driving on highways that not divided highways during daytime hours.
- (36) An escort vehicle is required at the rear of the vehicle being escorted when driving on divided highways during daytime hours.
- (37) Escort vehicles are required at the front and at the rear of the vehicle being escorted when driving on highways that are not divided highways during daytime hours.
- (38) When driving during nighttime hours, an escort vehicle is required at the front of the vehicle being escorted when driving on highways that are not divided highways and at the rear of the vehicle on divided highways.
- (39) Escort vehicles are required at the front and at the rear of the vehicle being escorted when driving during nighttime hours.
- (200) An escort vehicle must maintain a space of between 100 m and 500 m from the vehicle that it is escorting.
- (201) A police escort or traffic control in accordance with the *NS Temporary Workplace Traffic Control Manual* is required at intersections if the vehicle being escorted is involved in turning manoeuvres that require other traffic to be stopped.

## 16 Exceptional Move Vehicle Conditions

Conditions concerning exceptional move vehicles that may apply to a permit, as shown in the applicable tables, include all of the following:

- (101) The permit holder must notify any fire department responsible to service an area located on the proposed route.
- (102) The permit holder must notify Emergency Health Services about the timing and the proposed route of the trip.
- (103) The proposed route must be approved and the details of the proposed route must be attached to the permit and state
  - (i) the civic address of the origin and destination, and
  - (ii) the name and each section of highway, including the distance to be travelled, in order of travel.
- (104) When travelling on 100 series highways, the following rules apply:
  - (a) one lane of traffic must be kept open;

- (b) before crossing a bridge, if there is not room to keep a lane open, the vehicle must stop and wait for a sufficient break in traffic before crossing;
  - (c) for a location where the road must be closed, such as the Seal Island Bridge or the Canso Causeway, an RCMP escort or full traffic control, as described in the *NS Temporary Workplace Traffic Control Manual*, is required.
- (105)** The permit holder must hold a third party liability insurance policy in the amount of at least \$2,000,000 that names the Crown as a co-insured, to insure against any damage caused through the operation of the vehicle.
- (106)** A scout vehicle is required
  - (a) to escort any of the following overdimensional vehicles in the following circumstances:
    - (i) a vehicle that is wider than 7.9 m, driving on a divided highway,
    - (ii) a vehicle that is wider than 6.7 m, driving on a non-divided controlled access highway,
    - (iii) a vehicle that is 5.5 m or wider on all other highways; and
  - (b) to do all of the following when escorting a vehicle:
    - (i) drive a sufficient distance ahead of the vehicle to identify potential problems and to allow the vehicle to stop and pull over as needed, and
    - (ii) remain in radio contact with the vehicle being escorted.
- (107)** The permit holder must determine locations where the vehicle can pull over in advance of each trip under the permit.
- (108)** The vehicle may not be stopped if doing so would obstruct the highway or a portion of the highway.
- (109)** Except if condition (110) applies, the vehicle may be operated on a highway only between 12:01 am and 6:00 am.
- (110)** A vehicle that is wider than 5.5 m may be operated on a highway only on Sundays between 3:00 am and 9:00 am.
- (111)** Escort vehicles must escort the vehicle and do all of the following:
  - (a) display D-signs attached to the front and rear;
  - (b) activate an amber warning light on top that is visible for a distance of 150 m;

- (c) drive following the escorted vehicle on a divided highway,
  - (d) drive in advance and to the rear of the escorted vehicle on any highway other than a divided highway.
- (112)** Escort vehicles must escort the vehicle and do all of the following:
- (i) display D-signs attached to the front and rear;
  - (ii) activate a flashing amber warning light on top that is visible for a distance of 150 m;
  - (iii) drive in advance and to the rear of the vehicle.
- (113)** The driver must carry a complete complement of signs, cones and flares that can be used to provide a sufficient warning in the event of a breakdown.
- (114)** Escort must be provided by an RCMP or Municipal police officer in a marked police vehicle
- (a) to escort any of the following vehicles in the following circumstances:
    - (i) a vehicle that exceeds 7.9 m in width driving on an undivided controlled access highway, and
    - (ii) unless the permit holder carries out an approved road closure, a vehicle that is wider than 6.7 m driving on any highway other than a divided highway or an undivided controlled access highway:
  - (b) under the following conditions:
    - (i) any costs associated with provision of the escort are to be paid by the permit holder, and
    - (ii) written confirmation from the police escort must be obtained prior to the issuance of the permit.
- (115)** If the vehicle exceeds 4.88 in overall height, the permit holder must obtain written permission from NS Power, Aliant and applicable cable companies prior to the issuance of the permit.
- (116)** The permit holder must notify the RCMP and the local police agency about the proposed route and timing of the trip.
- (117)** If the vehicle is driving after daylight hours, the load on the vehicle must display flashing amber warning lamps on the rear left and right that are visible for a distance of 150 m.
- (118)** The following conditions apply to a vehicle that exceeds prescribed width limits as well as height limits:

- (a) it must be transported on a highway only at night unless otherwise noted on the permit;
- (b) except as provided in clause (c), if it exceeds 4.88 m in height, it must not drive
  - (i) on a divided highway if it is wider than 7.9 m,
  - (ii) on an undivided controlled access highway if it is wider than 6.7 m, or
  - (iii) on any other highway if it is wider than 5.49 m;
- (c) if it exceeds 4.88 m in height and is wider than 5.5 m, it may be permitted to drive on a non-controlled access highway if
  - (i) the distance to be travelled does not exceed 7.5 km, and
  - (ii) the permit holder is required to carry out road closures that satisfy the criteria in Section 7 in Schedule B of the regulations.

## **17 Overweight Vehicle Conditions**

Conditions concerning overweight vehicles that may apply to a permit, as shown in Table F, include all of the following:

- (301)** The steering axle must not exceed 6500 kg, but can be but can be as high as 8,000 kg., provided the combined weight with other truck- tractor axles does not exceed 36,000 kg.
- (302)** Single axle (non steering) not to exceed 11,340 kg.
- (303)** Two axle group, or any two adjacent axles in a group, not to exceed 22,700 kg.
- (304)** Truck-Tractor drive three axle group (overall axle spread of 2.4 m or greater) not to exceed 29,500 kg.
- (305)** Trailer 3 axle group must not exceed the following applicable weight:
  - (a) 29,500 kg, if axle spread is 2.4m to less 3.0m;
  - (b) 32,000 kg, if axle spread is 3.0m to less than 3.6m;
  - (c) 34,000 kg, if axle spread is 3.6m or greater.
- (306)** Trailer 4 axle group must not exceed the following applicable weight:
  - (a) 36,000 kg, if axle spread 4.88 m or more;
  - (b) 36 000 kg, if built prior to 1999, and axle spread is 4.3m or more.



- (307) The vehicle must not be driven on a steel truss bridge except on a 100 series highway.
- (308) The permit is not valid if the vehicle is not registered to the maximum weight, calculated according to the regulations.
- (309) The permit is not valid if any of the following vehicle manufacturer's specifications are exceeded:
  - (a) tire weight rating,
  - (b) axle weight rating,
  - (c) gross vehicle weight rating.
- (310) All axles to have 4 tires per axle except the steering axle(s).
- (311) The vehicle must drive at a reduced speed of 45 km per hour when driving over bridges.
- (312) The vehicle must drive at a reduced speed of 10 km per hour when driving over bridges.
- (313) When crossing a bridge, the vehicle must be the only vehicle on the bridge.
- (314) When crossing a bridge, the vehicle must drive along the centerline of the bridge.
- (315) The vehicle must avoid crossing bridges if interchange ramps allow such alternative routing.
- (316) Jeep dolly single in combination with drive axles must not to exceed 29,500 kg.
- (317) Jeep dolly double in combination with drive axles must not exceed the following applicable weight:
  - (a) 34,000 kg, if axle group spread is 3.6 m to <4.8 m,
  - (b) 36,000 kg, if axle group spread is 4.8 m to <6.6 m,
  - (c) 38,000 kg, if axle group spread 6.6 m is or greater.
- (318) The permit is not valid during spring weight restrictions.
- (319) The permit is valid for transporting indivisible loads only.