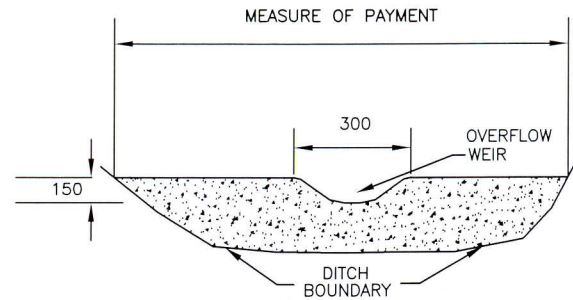
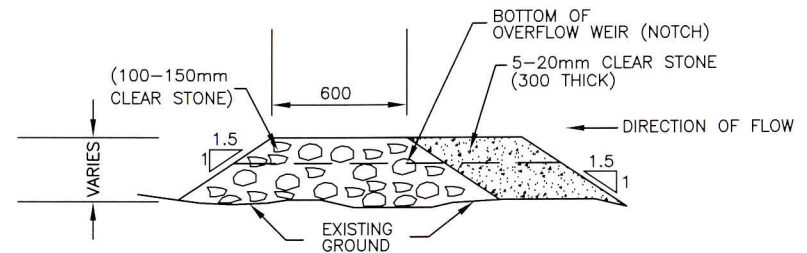


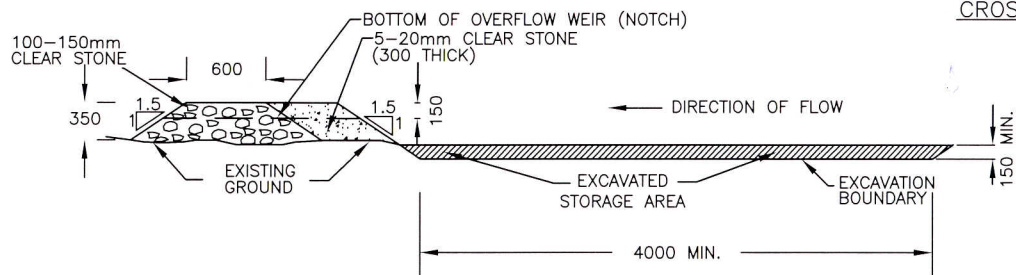
VIEW SHOWING FLOW CHECK



FLOW CHECK NOTCH



CROSS SECTION OF CONSTRUCTION



CROSS SECTION OF FINISHED FLOW CHECK

NOTES:  
1. ALL DIMENSIONS ARE IN MILLIMETRES UNLESS OTHERWISE NOTED

*Christine Au*  
Manager Environmental Services

*[Signature]*  
Director Highway Engineering Services

*[Signature]*  
Executive Director Highway Engineering and Construction

**ROCK FLOW CHECKS  
HS707**



No.	REVISION

Scale : N.T.S.  
 Drawn by : M.BARTEAUX  
 Checked by : B.PETT  
 Date of Plan : AUG2009  
 File No. : S-2009-138