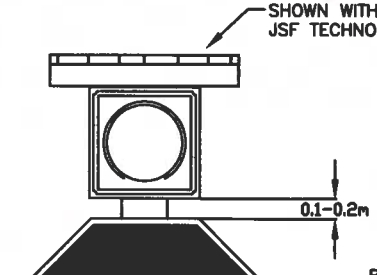


- SINGLE 12" RED LED FLASHING LIGHT.
- 50-60 FPM WITH EQUAL ON OFF DURATIONS.
- 24 HR OPERATION.
- YELLOW HOUSING MOUNTED ON 2" TELESPEAR®
- OR 6"X6" TREATED WOOD POST.


SHOWN WITH SOLAR OPTION.
JSF TECHNOLOGIES PART NO FL-1412



RA-1 STOP SIGN


- 60X60cm
- 75X75cm (opt)
- 90X90cm (opt)

SIZE TO BE DETERMINED
BY TRAFFIC AUTHORITY



2.0-2.5m

2.0-3.5m



EDGE OF ASPHALT

GRAVEL SHOULDER

1.0m (min)

NOTES:
1.

Scale : N.T.S.
 Drawn by : P.HILL
 Checked by : R.HIRD
 Date of Plan : SEPT2013
 File No. : S-2013-326

M. Hill
 Manager Traffic Engineering Services
R. Hird
 Director Highway Engineering Services
P. Hill
 Executive Director Highway Engineering and Construction



No.	REVISION

**STOP SIGN
WITH FLASHING BEACON**