

Annual Accountability Report

on Emergency Departments

April 1, 2022 – March 31, 2023



Table of Contents

Executive Summary	1
Introduction	2
Emergency Care in Nova Scotia	2
Emergency Department Operational Hours.....	3
Emergency Department Visits	4
Emergency Department Closures	10
Response to Challenges: Initiatives and Innovations	12
Next Steps: Action for Health.....	16
Emergency Department Hours Closed/Open	18
Temporary Emergency Department Closure Hours and Public Consultations by Zone	21
Appendix A: Temporary Emergency Department Closures by Date and Hours Closed	39

Executive Summary

In fiscal year 2022-2023, the Department of Health and Wellness (DHW) and the Nova Scotia health system, continued to innovate and leverage technology to improve emergency care for Nova Scotians. This included a shift in the model of care from emergency departments (EDs) to urgent treatment centres (UTCs) in some communities, to provide consistent and sustainable care that Nova Scotians can rely on.

Due to the shift in the model of care, comparisons to previous reporting years should be made with caution. Since 2020, seven of the 38 EDs in the province were converted either temporarily or permanently to UTCs. Four smaller EDs in community hospitals were converted to UTCs this reporting year. Any 2021-2022 data referenced in this year's report has been updated to reflect emergency department data, including closure hours, more accurately.

This reporting year, fiscal 2022-2023, Nova Scotia's emergency departments cared for more than 570,000 patients at community, regional and tertiary hospitals across the province. There were a total of 79,813 emergency department closure hours. Scheduled closures accounted for 47% (37,890 hours) and temporary closures accounted for 53% (41,923 hours) of the total closure hours. There were no closures at regional or tertiary hospitals.

Throughout the year, multiple initiatives were implemented or continued to improve emergency care for Nova Scotians. This includes the actions in the [Emergency Care Plan](#) that was announced in January 2023, and others:

- Physician assistants and nurse practitioners have been added to many existing emergency department teams
- Care providers and patient advocates are now supporting patients in waiting rooms
- VirtualEmergencyNS has been piloted in two emergency departments to address less urgent healthcare needs and reducing wait times
- New initiatives are in place to help ensure ambulances and paramedics can get back on the road and respond to emergency calls in a timely manner
- Investments in redevelopment and expansion projects, as well as care models that will improve patient care

The Department of Health and Wellness and the Nova Scotia health system continue to evaluate, adapt, and improve emergency care through a whole system approach. We meet Nova Scotians where they are, by strengthening services like primary health care through establishing 12 Community Pharmacy Primary Care Clinics, 6 Pharmacist Walk-in Clinics+, enabling all Nova Scotians on the Need a Family Practice Registry to get access to VirtualCareNS, and adding new collaborative care teams. We are committed to providing the care all Nova Scotians need and deserve. This includes delivering quality care, optimizing the healthcare experience, and ensuring Nova Scotians have the right care, in the right setting, at the right time.

Introduction

The Annual Accountability Report on Emergency Departments (EDs) for the fiscal year ending March 31, 2023, is prepared pursuant to Section 6 of the *Emergency Department Accountability Act* (2014). This Act requires the Nova Scotia Health Authority (NSH) and the IWK Health Centre (IWK Health) to report on all ED closures, hold public consultations in communities that have experienced a pattern of ongoing closures, and report on the outcomes of those consultations directly to the Minister of Health and Wellness.

The report gives an account of various aspects of the health system related to emergency care, including closures, wait times, and other patient flow indicators.

Emergency Care in Nova Scotia

EDs and their staff are an essential part of the province's healthcare system, quickly assessing and managing patients with unexpected illness or injury. From April 1, 2022 – March 31, 2023, 30 EDs in Nova Scotia ([see map](#)) were part of a single integrated network of emergency care that is categorized by service level:

- Level 1 Comprehensive Full Services EDs (2) at tertiary hospitals in Halifax, the IWK and QEII.
- Level 2 Advanced Full-Service EDs (10) at 9 regional and 1 community hospitals.
- Level 3 Full-Service and Level 4 Rural EDs (19)¹ at community hospitals. Level 4 EDs include Collaborative Emergency Centres (CECs)².

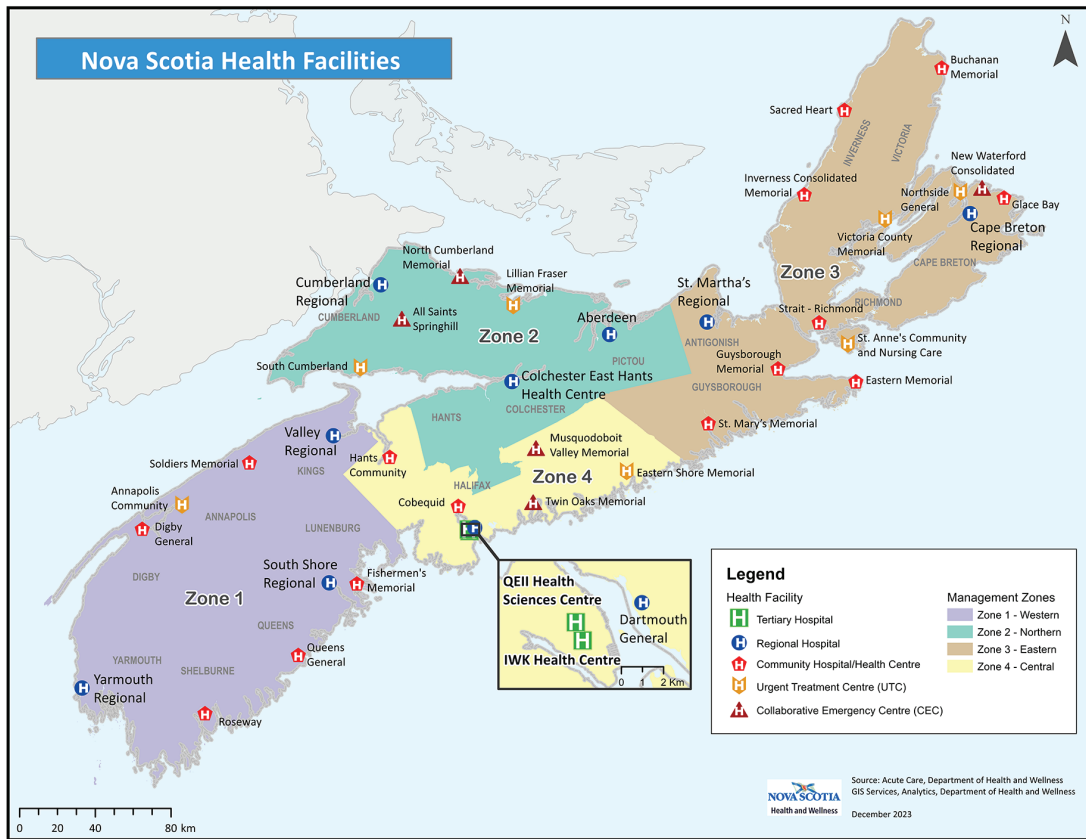
To provide consistent and sustainable care that Nova Scotians can rely on, there has been a shift in the model of care from EDs to [urgent treatment centres \(UTCs\)](#) in some communities. During the years leading up to and including 2022-23, seven of 38 EDs were converted either temporarily or permanently to UTCs. Four of the seven EDs were converted to UTCs within this fiscal year. These sites do not provide emergency care; therefore, closure hours for UTCs are excluded from this report. The table in section, "[Emergency Department Hours Closed/Open](#)" includes details of the 38 facilities in the province and their status as an ED or UTC.

Ninety seven percent of Nova Scotians live within a one-hour drive of a Level 1, 2, or 3 ED, with 88% living within 30 minutes. Further resilience is built into this system with a world class 911, ambulance and communication centre to coordinate pre-hospital care, inter-facility transport and tele-health support. While certain smaller sites (Level 3 or 4) can be closed from time to time, the overall emergency system is always expected to respond to emergencies (24 hours a day/7 days a week). The Nova Scotia Health Authority works with their teams across the province to achieve coverage when they are faced with a site closure.

In addition to emergency care, Nova Scotians have access to a 24/7 telecare service (811), available in over 125 different languages, to provide nursing advice and help callers determine the most appropriate level of care for their needs and a 24/7 Provincial Mental Health and Addictions Crisis Line to provides crisis intervention for children, youth and adults experiencing a mental health crisis or mental distress.

¹ New Waterford Consolidated Hospital was closed for repairs during 2022-23.

² CECs are one of the Level 4 care delivery models developed in 2011, to enhance daytime access to primary care in rural locations, and to maintain access points to the broader integrated network of emergency care at night.



Throughout 2022-23, 31 EDs in Nova Scotia were part of a single integrated network of emergency care. This includes New Waterford Consolidated Hospital which was closed for repairs. Additionally, four sites provided services as EDs then UTCs.

Emergency Department Operational Hours

Most of Nova Scotia's EDs operate on a 24/7, year-round schedule. This is required for tertiary and regional hospitals and every effort is made to maintain this schedule for community hospitals with EDs. Emergency department closures are closely tracked and operational hours are communicated on the NSH website to help Nova Scotians understand their options for care in their communities. When an ED has experienced an ongoing pattern of closures, the local community is consulted to address concerns and identify a course of action. More information in [public consultations](#) is included in this report.

Emergency department closures can be categorized as scheduled or temporary. A scheduled ED closure, also called a planned closure, reflects decisions made after consultation with the community to change the regular operational hours of a site to create more consistent and sustainable services. In 2022-23, 7 EDs³ were considered to have scheduled closures. One of these 7 EDs, Lillian Fraser Memorial Hospital converted to a UTC in this fiscal year; by year end, 6 of 31 EDs were considered to have scheduled closures.

³ The 7 EDs in 2022-23 with scheduled closures by zone are listed here. Western (2): Fishermen's Memorial Hospital, Soldiers Memorial Hospital. Northern (2): All Saints Springhill Hospital, Lillian Fraser Memorial Hospital. Eastern (2): Glace Bay Hospital, New Waterford Consolidated Hospital. Central (1): Musquodoboit Valley Memorial Hospital.

A temporary ED closure, also called an unplanned or unscheduled closure, is a change in the operational hours of a site typically due to the unavailability of healthcare professionals. Other factors can lead to closures such as facility/infrastructure issues or a site being overcapacity. In 2022-23, 19 EDs experienced temporary closures. Three of these 19 EDs were converted to UTCs in this fiscal year.

Emergency Department Visits

Emergency Department Demographics

Emergency Department Demographics						
Age (group)	NSH		IWK		Total NSH & IWK	
	% of Total	# of Visits	% of Total	# of Visits	% of Total	# of Visits
<2	2.0%	10,548	26.0%	11,101	3.8%	21,649
2-16	9.5%	50,294	72.4%	30,890	14.2%	81,184
17-65	61.3%	324,982	1.6%	662	56.9%	325,644
66-80	19.4%	102,958	0.0%	0	18.0%	102,958
>80	7.8%	41,336	0.0%	0	7.2%	41,336
Grand Total	100.0%	530,118	100.0%	42,653	100.00%	572,771

A small subset of NSH records with incomplete age information were excluded.

In 2022-23, most ED visits were made by patients who were in the 17-65 age group. Almost all patients who visited the IWK ED were under 17 years of age (98.4%, 41,991 visits). Nova Scotia Health Authority EDs received 60,842 visits by patients under 17 years of age representing 11.5% of all visits to a NSH ED.

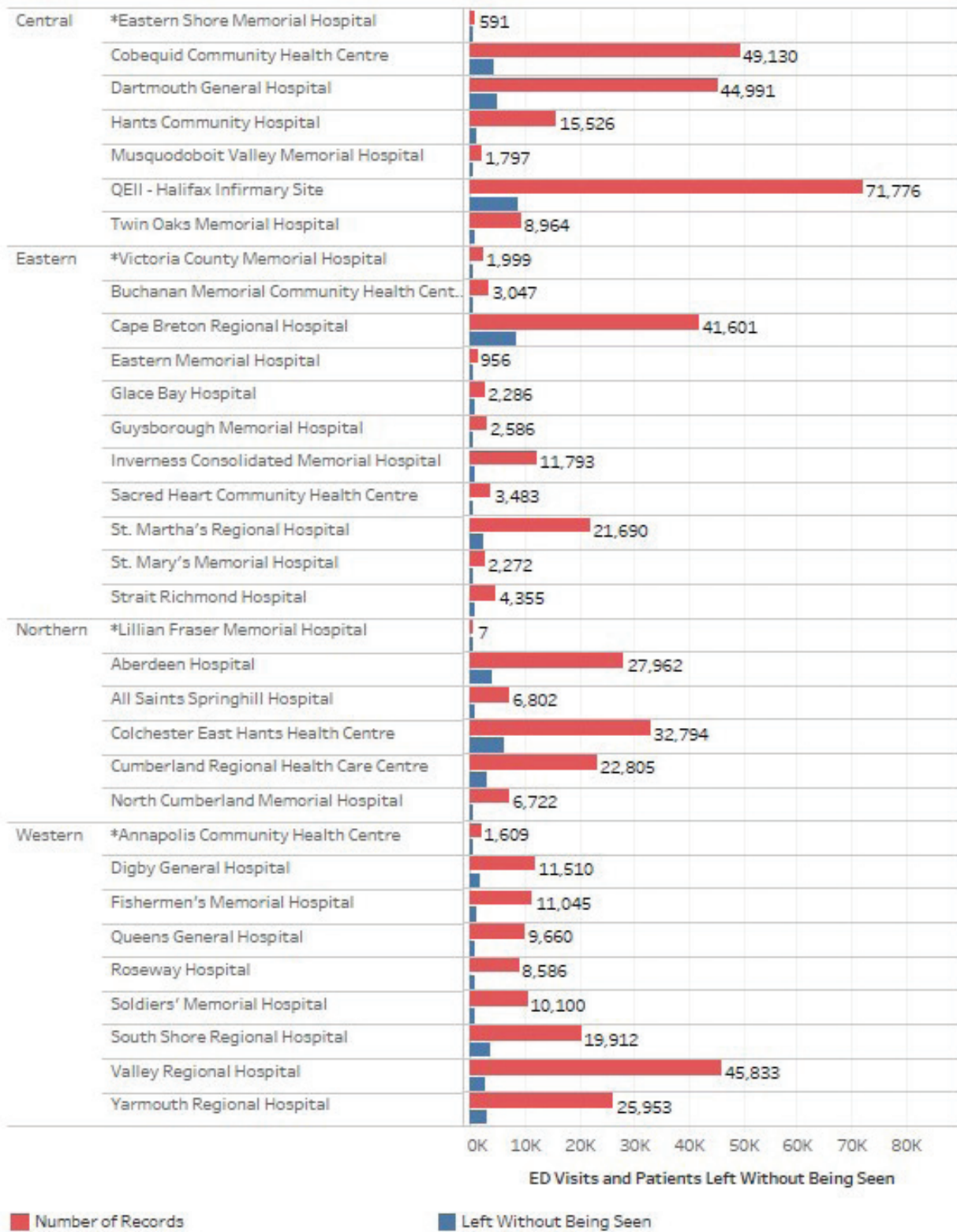
Emergency Department Visits and Left Without Being Seen

In 2022-23, there were 42,653 visits to the IWK ED, a 30% increase from the previous year (32,748). During this same time period, 3,678 patients left the IWK ED without being seen representing 8.6% of ED visits, higher than 4.8% of ED visits in the previous year.

At NSH EDs, there were 530,143 visits in 2022-23, a 0.4% increase from the previous year (527,800). It is important to note that the number of EDs operating decreased over these two fiscal years due to the shift in model of care to UTCs. In 2022-23, 55,039 patients who visited NSH EDs left without being seen (LWBS), representing 10.4% of ED visits. This is higher than 8.2% of ED visits in the previous year.

The graph below shows the total number of visits by ED and the total number of patients who LWBS at each ED in NSH in 2022-23.

Total ED Visits and Patients Left Without Being Seen FY 2022-23 *excludes UTCs



Sites marked with an asterisk were UTCs for a period of 2022-23. New Waterford Consolidated Hospital was excluded because it was closed for repairs during 2022-23.

Triage

When patients come to the ED for care, they are assessed soon after arriving to determine how serious their injury or illness is. The Nova Scotia Health Authority and IWK Health use the Canadian Triage Acuity Scale (CTAS), the standard triage system used across Canada, to assess people who come to EDs. Based on the assessment, patients are assigned a CTAS score which triages them for further assessment with the most serious cases addressed first.

CTAS Triage Levels		Definition	Time to Health Care Practitioner and Re-assessment
Level 1	Life threatening conditions requiring immediate attention For example: Patients heart has stopped, or they've experienced life-threatening trauma. Patients will receive treatment right away.	Resuscitation	Immediately with continuous nursing assessment
Level 2	High risk for loss of limb or function or signs of a serious problem For example: heart attack symptoms or stroke, not conscious, having a lot of trouble breathing and / or severe bleeding	Emergent	15 min to provider; nursing reassessment every 15 min
Level 3	May worsen or progress into a more serious condition For example: head injury, deep cut or foreign, object in eyes or ears, chest pain (not related to a known heart problem), signs of serious infection and/or urgent mental health concerns	Urgent	30 min to provider; nursing reassessment every 60 min
Level 4	Less urgent conditions and vital signs within normal limits For example: back, arm or leg pain or cuts.	Less / Semi-urgent	60 min to provider; nursing reassessment every 60 min
Level 5	Normal vital signs and non-urgent conditions For example: sore throat, ear infection, minor cuts or bumps, medication request and / or return visits.	Non-urgent	120 min to provider; nursing reassessment every 2 hours

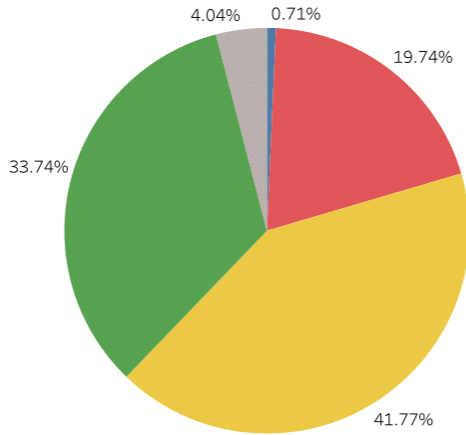
At the IWK ED, 61% of visits were CTAS level 1-3 and 38% were CTAS level 4-5 in 2022-23. This is similar to the previous year (58% vs. 41%).

At NSH EDs, as the figure below shows, 62% of visits were CTAS level 1-3 and 38% were CTAS level 4-5 in 2022-23. This aligns with the three-year average from 2020-21 through 2022-23 (61% vs. 39%)

CTAS Distribution

FY 2022-23

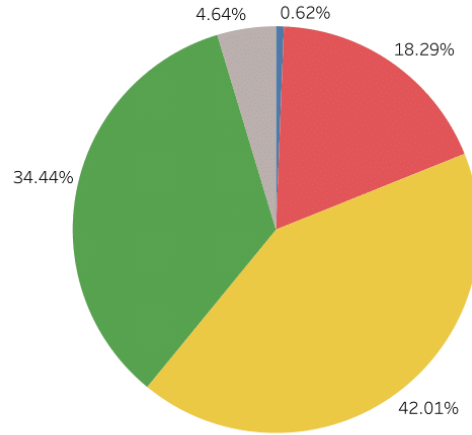
*excludes UTCs



CTAS 3 Year Percentages

FY 2020-2021 - FY 2022-2023

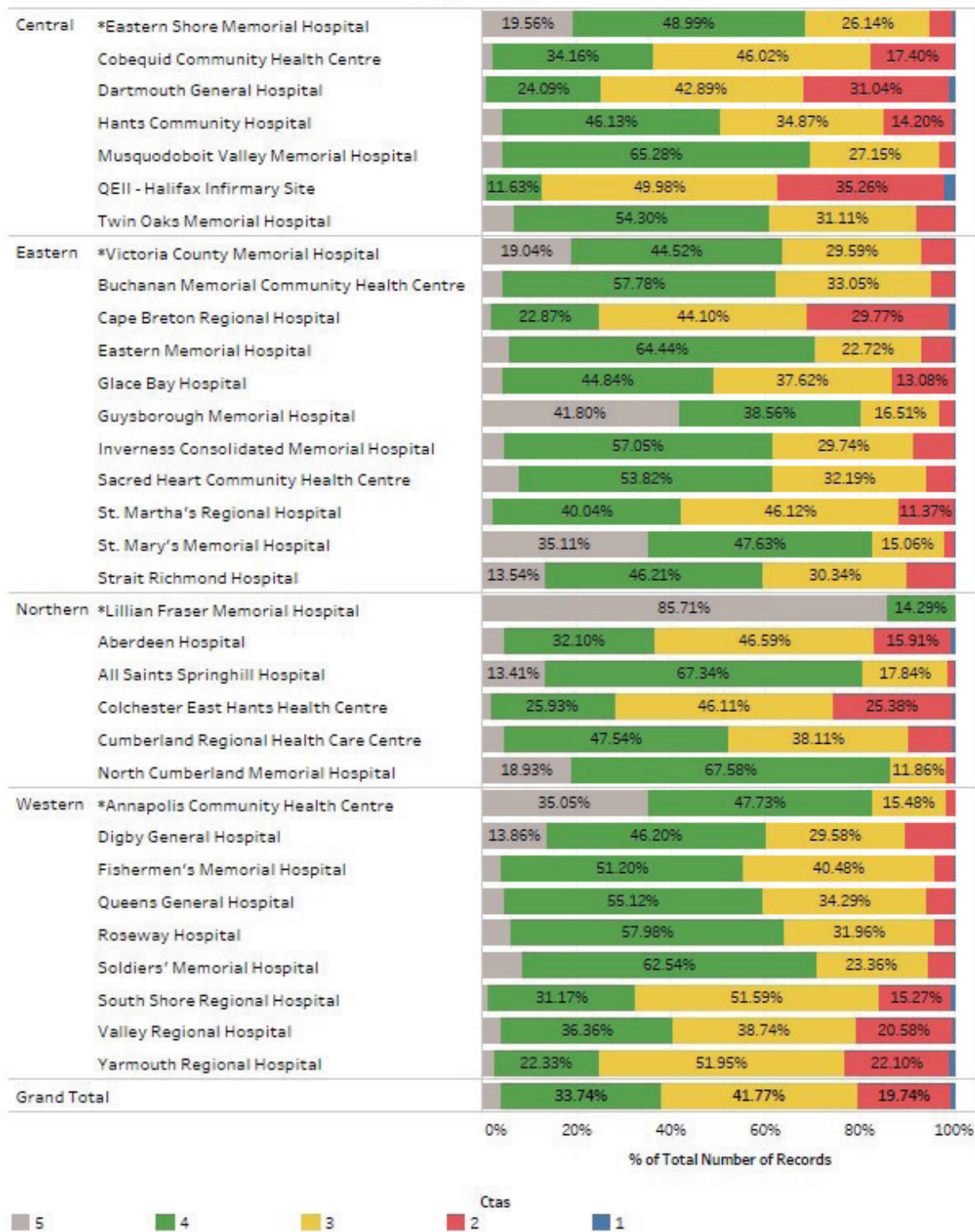
*excludes UTCs



The figures include CTAS values for NSH ED visits only. New Waterford Consolidated Hospital was excluded because it was closed for repairs during 2022-23. A small subset of records with incomplete CTAS values were excluded.

More Level 4 and 5 patients present at smaller EDs, and more acutely ill patients are directed to the 11 regional or tertiary care sites that provide services that are not available at all EDs (i.e., CT scan, surgical or critical care services).

CTAS Distribution FY 2022-23 *excludes UTCs



Sites marked with an asterisk were UTCs for a period of 2022-23. New Waterford Consolidated Hospital was excluded because it was closed for repairs during 2022-23. A small subset of records with incomplete CTAS values were excluded.

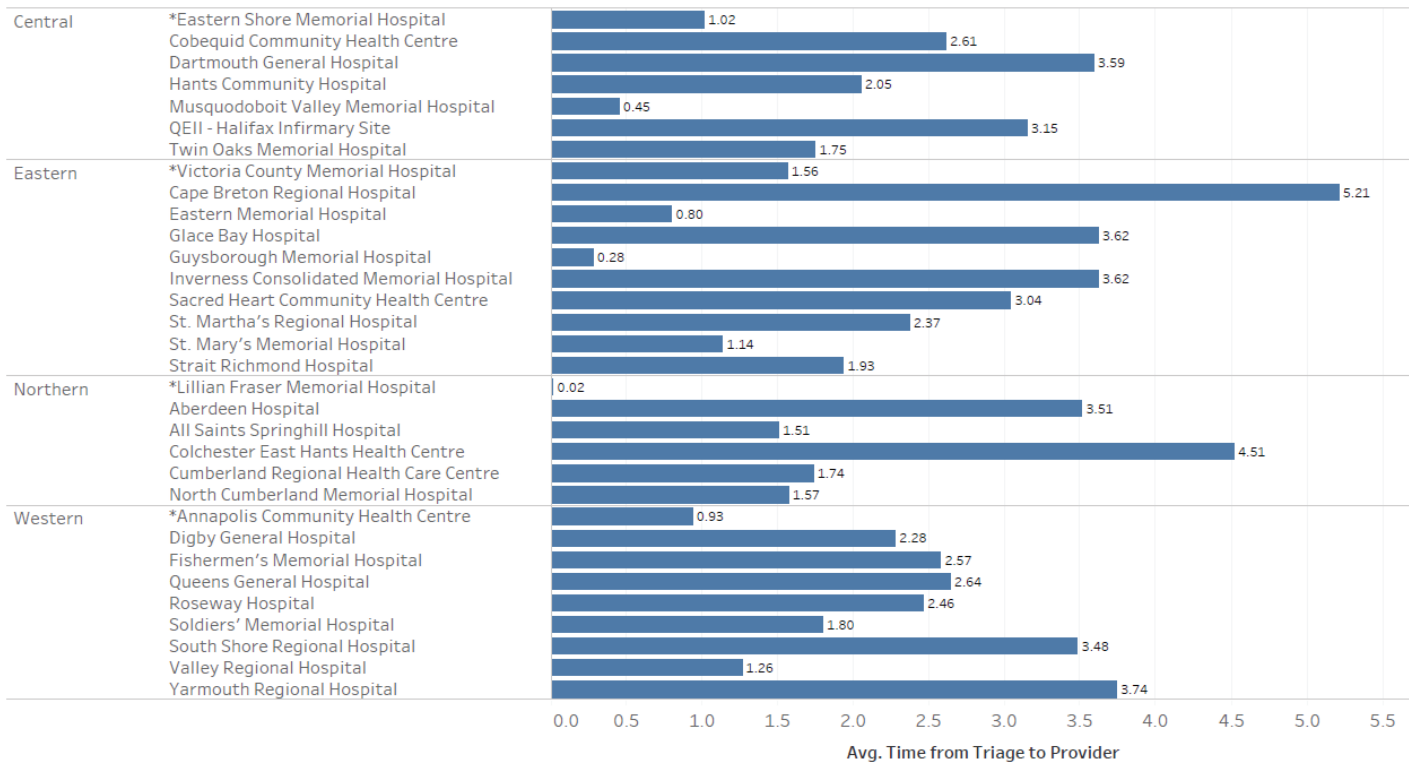
Wait Times – From Triage to Provider

The wait time from triage to provider is one of the key metrics tracked at EDs as a marker of timeliness and quality patient care. Time from triage to provider is impacted by volumes, acuity, space, overall ED length of stay (LOS) and admitted patient LOS. Several quality initiatives are underway to decrease time from triage to provider and are described later in the report.

In 2022-2023, the IWK ED average wait time from arrival/triage to provider was 2 hours, a 33.3% increase from the previous year (1.5 hours). The average ED wait time at NSH from triage to provider in 2022-23 was 2.8 hours, a 22% increase from the previous year (2.3 hours). Comparing years must be done with caution as the number of EDs operating decreased over these two fiscal years.

Time to Provider FY 2022-23

*excludes UTCs



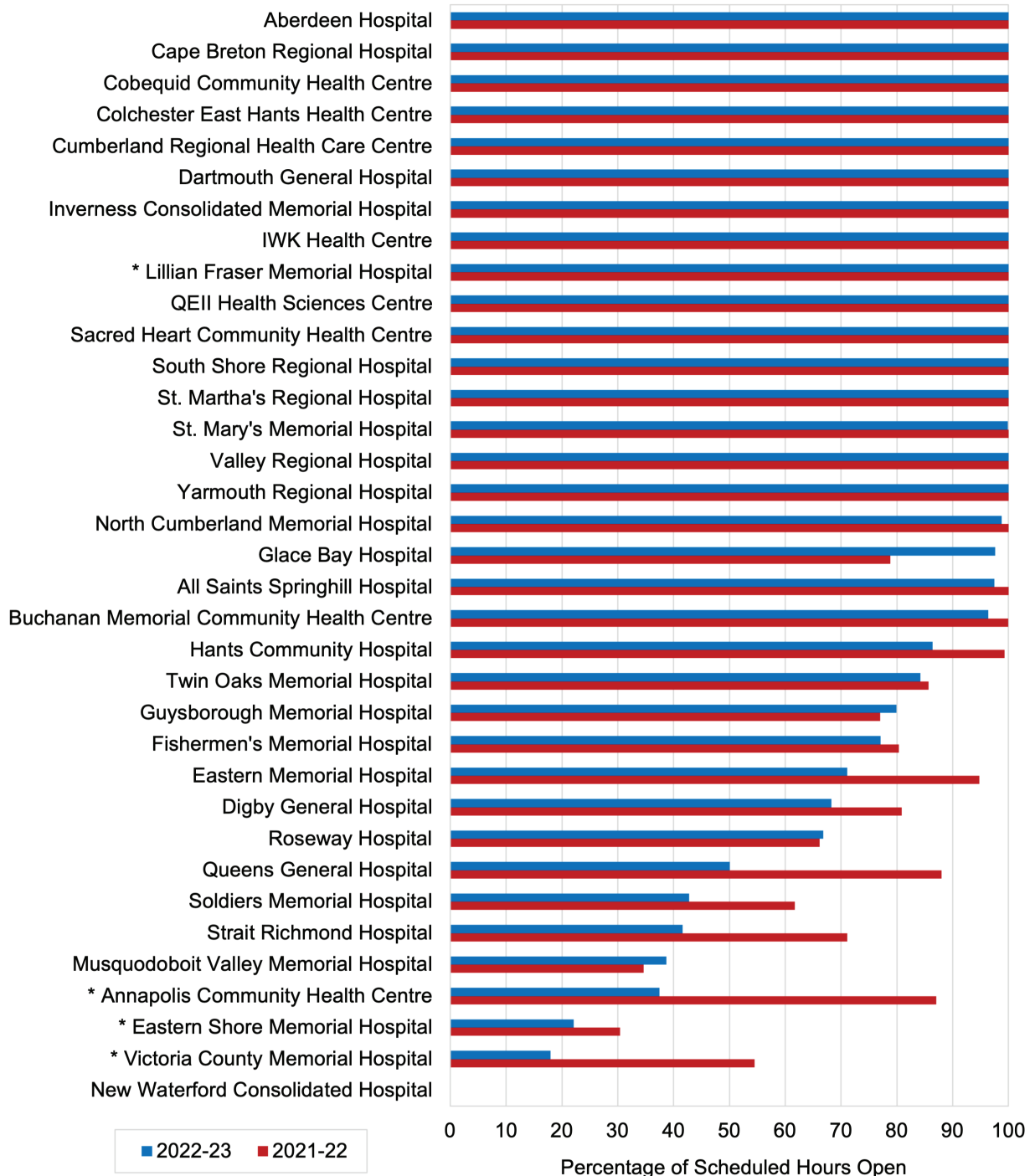
Sites marked with an asterisk were UTCs for a period of 2022-23. New Waterford Consolidated Hospital was excluded because it was closed for repairs during 2022-23.

Emergency Department Closures

The table in section, [“Emergency Department Hours Closed/Open”](#) includes details of the 38 facilities in the province and their status as an ED or UTC. Fiscal year 2022-23 began with 35 EDs in the province. Four of the 35 EDs converted to UTCs at different times of the year. Closure hours for sites that were converted are in the table along with the number of days it operated as an ED. In 2022-23, of the 79,813 ED closure hours, 47% were scheduled (37,890 hours) and 53% were temporary (41,923 hours). In 2021-22, 59% of all ED closure hours were scheduled and 41% were temporary.

The percentage of scheduled hours open was calculated for 35 EDs by dividing the number of hours open, by the number of hours the site is *expected* to be open. This is 24/7 other than the 7 EDs with scheduled closures and one that operates on an 18-hour day (Cobequid Community Health Centre ED). In 2022-23, 84% of all ED scheduled hours open were staffed, ready, and responsive. Most ED closures occurred in small volume Level 4 EDs, during which the closest Level 1, 2 and 3 EDs remained open. Ninety seven percent of Nova Scotians continued to have access to a Level 1-3 ED within a 60 minute drive. In 2021-22, 88% of all ED scheduled hours open were staffed, ready, and responsive. The following graph shows site level comparisons between years.

Percentage of Scheduled Hours Open by Emergency Department in 2022-23 Compared to 2021-22



Fiscal year 2022-23 began with 35 EDs in the province then four sites, marked with an asterisk, converted to UTCs at different times of the year. New Waterford Consolidated Hospital was closed for repairs during 2022-23.

Response to Challenges: Initiatives and Innovations

CHALLENGES

The three core challenges facing the Nova Scotia health care system are:

1. Recruitment and retention of healthcare professionals
2. Access to care
3. Outdated infrastructure, both physical and digital

RESPONSE

The government has taken specific actions to address the core challenges and improve healthcare.

To address the recruitment and retention of healthcare professionals challenge, government has:

- Continued its recruitment and retention work through the Office of Healthcare Professionals Recruitment that is focused on attracting and keeping healthcare professionals in Nova Scotia.
- Assisted communities with healthcare professional recruitment and retention through the creation of the Office of Healthcare Professionals Recruitment \$2M Community Fund; organizations across the province can apply for up to \$100,000.
- Announced an investment of \$3.2 million to fund an additional 200 new nursing seats at post-secondary institutions across the province.
- Guaranteed all nurses who graduate from Nova Scotia universities and Nova Scotia Community College (NSCC) a job in the province over a five-year timespan.
- Introduced a tuition rebate of \$11,500 to paramedics who agree to work in the province for at least three years.
- Increased compensation to nurses from Nova Scotia.
- Provided one-time funding to the Nova Scotia College of Nursing to support the comprehensive review of the registration and licensing process for internationally educated nurses to help them receive their licence sooner.
- Introduced a retention bonus to thank healthcare professionals and encourage them to come back or stay in the Nova Scotia health system.
- Introduced *Patient Access to Care Act* to make it easier, quicker, and less costly for healthcare professionals in other parts of Canada to achieve licensing here, as well as reduce administrative burden so healthcare professionals have more time with patients.
- Created a practical nursing student cohort for aspiring Mi'kmaw nurses at NSCC, Pictou campus. The cohort is for 30 Mi'kmaw learners from across Nova Scotia.
- Engaged doctors who are already living and working in the province to play a lead role in recruiting other doctors to practice in Nova Scotia.
- Announced program aimed at recruiting doctors and retaining medical graduates in rural areas. The program pays bonuses to family doctors willing to set up practices or specialists willing to work outside the Central Zone. Qualifying doctors can earn up to \$125,000: \$25,000 when they sign on and then \$20,000 per year for five years, if they meet certain targets related to seeing patients.

To address the access to care challenge, government has:

- Employed more staff in EDs, including care providers, patient advocates, physician assistants, and nurse practitioners.
- Created a Care Coordination Centre (C3) at the QEII Health Sciences Centre which is expanding to other sites in Central Zone. C3 gives healthcare providers real-time data to improve flow, getting patients to beds sooner and helping them return home more quickly to make room for new patients.
- Piloted VirtualEmergencyNS (VENS) at two sites, shortening wait times for those visiting the ED with health concerns that can be addressed through a virtual visit.
- Created Flow Lead and Offload Assessment Teams (FLOAT) in 11 EDs where doctors lead teams in EDs to triage patients and get them care more quickly.
- Established ambulance offload teams that have been active in 9 regional sites. Ambulance offload teams get paramedics back on the road faster by allowing low-risk patients to be assessed in the ED.
- Added new EHS vehicles and staff to double patient transfer capacity and enable paramedics to focus on emergencies.
- Developed a “direct-to-chairs” procedure through EHS and NSH collaboration. This procedure allows non-urgent, mobile patients (who have been brought into the ED via ambulance) to be transferred directly to the ED waiting room, which allows paramedics to leave the hospital more quickly in order to respond to the next 911 call.
- Added more resources to Emergency Health Services (EHS) for its medical communications centre to manage non-life-threatening calls so paramedics can focus on emergencies.
- Implemented a Rapid Assessment Zone (RAZ) model at the QEII - Halifax Infirmary Site to support improvement in triage.
- IWK Health implemented a Green Zone patient flow process and a triage app to improve flow and ensure those with the most critical needs were being seen by the right professionals in the right time.
- Improved access to primary care so individuals’ care needs can be met in an appropriate setting:
 - o Established 12 Community Pharmacy Primary Care Clinics, where pharmacists are compensated and have dedicated time to see patients with minor ailments and people who are on medications for some chronic diseases.
 - o Partnered to have six Pharmacist Walk-in Clinics+ in place, a collaboration between pharmacists and nurse practitioners who can assess and treat a variety of illnesses and non-urgent health conditions, and prescribe medications as needed.
 - o Added new collaborative care teams and funded existing ones to help see more patients.
 - o Designed a new funding model for family doctors to encourage more team-based care and to make it easier for patients to get the care they need, when and where they need it.
 - o Expanded pilot with Dalhousie Family Medicine Clinics to sites across the province.
 - o Continued to fund mobile primary care clinics as a temporary service to address non-urgent, low acuity health issues and increase access to primary care services.
 - o Enabled all Nova Scotians on the Need a Family Practice Registry to get free, online medical appointments through VirtualCareNS.

- Launched an online survey to collect feedback from communities that may have experienced systemic racism and discrimination in the healthcare system. The Province is asking diverse groups to share their experiences in order to improve Nova Scotia’s healthcare system, including access to care. This includes Indigenous people, African Nova Scotians and people of African descent, racialized groups, 2SLGBTQIA+ people, those with disabilities, immigrants, refugees and historically underrepresented populations.
- Introduced an amendment to the *Hospitals Act* to allow nurse practitioners to admit patients to hospital.

To address outdated infrastructure, both physical and digital, government has:

- Committed to redeveloping 7 EDs (Halifax Infirmary, IWK, Cape Breton Regional Hospital, South Shore Regional Hospital, Yarmouth Regional Hospital, Cumberland Regional Health Care Centre, Glace Bay Hospital).
- Started developing modern infrastructure to support the health system, including the continued implementation of the QEII New Generation and Cape Breton Regional Municipality Redevelopment projects.
- Announced a new health infrastructure plan: “More, Faster: The Action for Health Build”. As part of this plan, the Halifax Infirmary Expansion Project will see an increase in the number of operating rooms, patient beds, and a new ED.
- Continued work on IWK Health’s ED expansion to more than double its existing size to meet current and future demands.
- Worked with partners on the construction of North Cumberland Memorial Hospital, scheduled to be complete in fall 2024.
- Partnered to repair and renovate CRHCC after extensive flooding. The renovated ED reopened in March 2023.
- Entered into a 10-year agreement to design, build, and maintain a provincial electronic medical records system – One Person One Record. This will mean shorter wait times, better care, and give health professionals more time with patients.

URGENT TREATMENT CENTRES

By the end of 2022-23, seven EDs were converted to UTCs to provide consistent and sustainable care that Nova Scotians can rely on. The table below shows these sites and opening dates. Urgent treatment centres provide care for people with unexpected, non-life-threatening health concerns, and offer quick, convenient care that is appropriate for many patients who would otherwise go to a hospital ED for treatment. Appointments at Urgent treatment centres can be made by patients with, or without a primary care provider, within one to two days. Some examples of urgent, non-life-threatening illnesses or injuries include simple fractures, minor infections, skin and eye irritations, and small lacerations. Urgent treatment centres provide services not available in many doctors’ offices but are not the same as EDs; they currently do not receive ambulances and only see patients by appointment.

Fiscal Year	Opening Date	Facility	Zone
2022-23 (4)	October 3, 2022	Victoria County Memorial Hospital (Temporary)	Eastern
	October 12, 2022	Annapolis Community Health Centre	Western
	January 1, 2023	Lillian Fraser Memorial Hospital	Northern
	March 6, 2023	Eastern Shore Memorial Hospital	Central
2021-22 (2)	November 1, 2021	Northside General Hospital	Eastern
	December 17, 2021	South Cumberland Community Care Centre	Northern
2020-21 (1)	April 7, 2020	St. Anne Community & Nursing Care Centre	Eastern

Note: North Cumberland was reported as a UTC in 2021-2022

ENHANCING CARE IN RURAL COMMUNITIES

In March 2023, it was announced that Nova Scotia will educate, recruit and retain more doctors, with a plan to open Nova Scotia's second medical school campus at Cape Breton University by fall 2025. Funding of \$58.9 million will go toward developing the new campus, which will train 30 new doctors every year, in collaboration with Dalhousie University's faculty of medicine – with the intent to train physicians who will practice in rural parts of the province.

VirtualEmergencyNS (VENS) has been piloted at Colchester East Hants Health Centre and Yarmouth Regional Hospital to shorten wait times for those visiting the ED with health concerns that can be addressed through a virtual visit. Patients are triaged by a nurse, and if appropriate, they are connected to a physician for a virtual consultation. Emergencies and ambulances still go to the ED. By providing the right care for the patient, VENS also helps to direct resources within the ED to patients with more serious illness or injuries.

VIRTUAL CARE

In addition to VENS, VirtualCareNS is available to all Nova Scotians waiting on the Need a Family Practice Registry (NFPR), which improves access to appropriate care in the right setting. A multi-year virtual care strategy is underway that will expand virtual care to include consultations with specialists, so patients don't have to travel for care if in person care is not required, while also integrating mental health services into the virtual care program for all Nova Scotians. Walk-in clinics are offering virtual care as well.

RECRUITMENT AND RETENTION OF HEALTHCARE PROVIDERS

Recruitment and retention of healthcare providers is a priority, as outlined in our Action for Health plan, Solution 1: Become a magnet for health providers. Office of Healthcare Professionals Recruitment is spearheading this work, accelerating the integration of health providers with international backgrounds. We have been collaborating with regulatory bodies to streamline licensure, reducing barriers to licensure that internationally educated health professionals may face when looking to enter the health work force in Nova Scotia. Introducing physician recruiters is another initiative that has been put in place to acquaint potential candidates with Nova Scotia and share their experience practicing here.

Next Steps: Action for Health

During this reporting year, government has supported, implemented, and invested in initiatives, programs and services that have directly and indirectly improved access to EDs across the province.

As we plan for the future, the patient continues to be the focal point of our decision-making.

Action for Health is government's strategic plan to address the challenges in acute and primary care, long-term care, and addictions and mental health. As part of this plan, our goal is to improve population outcomes, provide safe access, and optimize citizens' experience; we continue to evaluate, adapt, and improve on, emergency care and its interface with, and relationship to, primary health care.

Action for Health identifies six core solutions:

- Solution 1: Become a magnet for health providers
- Solution 2: Provide the care Nova Scotians need and deserve
- Solution 3: Cultivate excellence on the frontlines
- Solution 4: Build in accountability at every level
- Solution 5: Be responsive and resilient; and
- Solution 6: Address the factors affecting health and well-being

These solutions, and the associated actions to accomplish each, will help repair and renew our healthcare system to better serve patients and healthcare professionals.

Some examples include:

- Continuing to improve diversity and equity throughout the system for First Nations people, African Nova Scotians, racialized communities, immigrants, people with disabilities, 2SLGBTQIA+, and other equity-deserving populations to ensure sustained change.
- Helping internationally trained Nova Scotian doctors come home. It will be easier for Nova Scotians who attend medical school outside Canada to complete their residency at home. The Province has created a designated pathway to residency for 10 additional international medical graduates studying outside Canada, with priority given to those with a connection to Nova Scotia.
- Improving access and flow at EDs across our province by strategically targeting the reduction of unnecessary waiting for care and ensuring that the right care is provided by the right provider.

- Making primary care accessible to all Nova Scotians in their communities to reduce non-urgent patients presenting to the ED, thereby cutting ED wait times for those who need urgent and emergent care.
- Continuing to support partners with key bridging initiatives including the MOU with the Michener Institute, expanding pathways for key health professions, for example, creating more opportunities for clinical associates to practice and expanding pathways for LPNs to become RNs.
- Building and expanding infrastructure so healthcare providers can provide safe, quality care in modern facilities.
- Opening UTCs where they are needed to improve access to same day/next day urgent care.
- Building on efforts to improve coordination and collaboration across the health system to address and avoid gaps in service by establishing new ways of working with Tajīkeimik to support Mi'kmaw led health priorities and improved health outcomes for Mi'kmaq and other Indigenous groups.
- Establishing a Patient Navigation Program to support Indigenous patients, equity-deserving and racialized patients navigating the health system.
- Innovating to improve surgical wait times, provide safe and quality care in our facilities and achieve wait time benchmarks.
- Assisting 230 Ukrainian nationals to join Nova Scotia's healthcare system, working with NSH, and regulatory colleges to streamline licensing.
- Being accountable and transparent to Nova Scotians as we work to overcome challenges and achieve success. We continue to update and expand our Action for Health Reporting Dashboard, giving Nova Scotians and our health system partners access to real data in order to provide an accurate picture of how our healthcare system is doing.

Emergency Department Hours Closed/Open

(by Zone, Facility and Facility Type), 2022-23

Zone	ED or UTC	Facility Name	Hours of Closure (2022/23)			Hours Open	% Scheduled Hours Open	# of Days as ED
	2022/23		Temporary	Scheduled	Total	2022/23	2022/23	2022/23
1 Western	ED	South Shore Regional Hospital	0.0	0.0	24,393.0	8,760.0	100%	365
	ED	Yarmouth Regional Hospital	0.0	0.0		8,760.0	100%	365
	ED	Valley Regional Hospital	0.0	0.0		8,760.0	100%	365
	ED	Fishermen's Memorial Hospital	1,255.5	3,285.0		4,219.5	77%	365
	ED	Digby General Hospital	2,779.5	0.0		5,980.5	68%	365
	ED	Roseway Hospital	2,904.0	0.0		5,856.0	67%	365
	ED	Queens General Hospital	4,374.5	0.0		4,385.5	50%	365
	ED	Soldiers Memorial Hospital	2,508.5	4,374.0		1,877.5	43%	365
	ED to UTC	Annapolis Community Health Centre	2,912.0	0.0		1,744.0	37%	194

Total 16,734.0 7,659.0 50,343.0 75%

2 Northern	ED	Colchester East Hants Health Centre	0.0	0.0	9,085.8	8,760.0	100%	365
	ED	Cumberland Regional Health Care Centre	0.0	0.0		8,760.0	100%	365
	ED	Aberdeen Hospital	0.0	0.0		8,760.0	100%	365
	ED to UTC	Lillian Fraser Memorial Hospital	0.0	4,084.0		2,516.0	100%	275
	ED	All Saints Springhill Hospital	100.8	4,797.0		3,862.3	97%	365
	ED	North Cumberland Memorial Hospital	104	0		8,656	99%	365
	UTC	South Cumberland Community Care Centre	N/A	N/A		N/A	N/A	N/A

Total 204.8 8,881.0 41,314 100%

Zone	ED or UTC	Facility Name	Hours of Closure (2022/23)			Hours Open	% Scheduled Hours Open	# of Days as ED
	2022/23		Temporary	Scheduled	Total	2022/23	2022/23	2022/23
3 Eastern	ED	Cape Breton Regional Hospital	0.0	0.0	30,359.5	8,760.0	100%	365
	ED	St. Martha's Regional Hospital	0.0	0.0		8,760.0	100%	365
	ED	Inverness Consolidated Memorial Hospital	0.0	0.0		8,760.0	100%	365
	ED	Sacred Heart Community Health Centre	0.0	0.0		8,760.0	100%	365
	ED	St. Mary's Memorial Hospital	12.0	0.0		8,748.0	100%	365
	ED	Glace Bay Hospital	13.0	8,210.0		537.0	98%	365
	ED	Buchanan Memorial Community Health Centre	319.0	0.0		8,441.0	96%	365
	ED	Guysborough Memorial Hospital	1,756.0	0.0		7,004.0	80%	365
	ED	Eastern Memorial Hospital	2,531.8	0.0		6,228.3	71%	365
	ED	Strait Richmond Hospital	5,113.5	0.0		3,646.5	42%	365
	ED to UTC	Victoria County Memorial Hospital	3,644.3	0.0		795.8	18%	185
	ED	New Waterford Consolidated Hospital	0.0	8,760.0		0.0	0%	365
	UTC	St. Anne Community & Nursing Care Centre	N/A	N/A		N/A	N/A	N/A
	UTC	Northside General Hospital	N/A	N/A		N/A	N/A	N/A
Total			13,389.5	16,970.0	70,440.5	84%		

Zone	ED or UTC	Facility Name	Hours of Closure (2022/23)			Hours Open 2022/23	% Scheduled Hours Open 2022/23	# of Days as ED 2022/23
			Temporary	Scheduled	Total			
4 Central	ED	QEII Health Sciences Centre	0.0	0.0	15,975.0	8,760.0	100%	365
	ED	Dartmouth General Hospital	0.0	0.0		8,760.0	100%	365
	ED	Cobequid Community Health Centre ⁵	0.0	0.0		6,570.0	100%	365
	ED	Hants Community Hospital	1,188.0	0.0		7,572.0	86%	365
	ED	Twin Oaks Memorial Hospital	1,384.5	0.0		7,375.5	84%	365
	ED	Musquodoboit Valley Memorial Hospital	2,684.5	4,380.0		1,695.5	39%	365
	ED to UTC	Eastern Shore Memorial Hospital	6,338.0	0.0		1,798.0	22%	339
Total			11,595.0	4,380.0		42,531.0	79%	

IWK	ED	IWK Health Centre	0.0	0.0		8,760.0	100%	365
TOTAL			41,923.3	37,890.0	79,813.3	213,388.8	84%	

⁵ The Cobequid Community Health Centre ED operates on an 18 hr/day schedule.

Temporary ED Closure Hours and Public Consultations by Zone

Where an ED of a health authority has experienced an ongoing pattern closure of the ED in the last fiscal year, the health authority shall consult with the community served by the ED as part of the consultations conducted in accordance with the next public engagement plan as defined by the Health Authorities Act (Emergency Department Accountability Act, 2014).

The following consultations were conducted based on facilities that experienced an ongoing pattern of temporary closures between April 1, 2022 – March 31, 2023.

WESTERN ZONE (1)

Facility	Hours of temporary ED closures
Digby General Hospital	2,779.5
Fishermen’s Memorial Hospital	1,255.5
Roseway Hospital	2,904.0
Soldiers Memorial Hospital	2,508.5
Queens General Hospital	4,374.5
Annapolis Community Health Centre	2,912.0
Total	16,734.0

Public Consultation: Soldiers Memorial Hospital (SMH)

Date	Chair/Speakers	Attendance
May 12, 2022	Soldiers Memorial Hospital (SMH) Site Leader (Chair) Western Zone Vice President Executive Medical Director Executive Director Community & Rural Health Director Primary Health Care	12-15
Summary of discussion:		
<ul style="list-style-type: none"> Discussed various issues, opportunities and initiatives related to access to health care services including emergency services and physician recruitment in the region. 		
Action (specific to EDs):		
<ul style="list-style-type: none"> Continuing to share information on emergency department schedules and other care options with the expectation community partners will assist in disseminating information within the community. Seeking community cooperation related to recruitment and retention activities for emergency department physicians and staff. Working with community to create wider awareness of all options to access health care, including primary care clinics, Virtual Care, community pharmacy primary care clinics, online options, and other resources. 		

Public Consultation: Roseway Hospital

Date	Chair/Speakers	Attendance
June 6, 2022 September 26, 2022 December 5, 2023 March 6, 2023	Co-Chairs, Shelburne County-Nova Scotia Health Community Partners Committee	10
<p>Summary of discussion:</p> <ul style="list-style-type: none"> Discussed various issues, opportunities and initiatives related to access to health care services including emergency services and physician recruitment in the region. 		
<p>Action (specific to EDs):</p> <ul style="list-style-type: none"> Continuing to share information on emergency department schedules with the expectation community partners will assist in disseminating information within the community. Seeking community cooperation related to recruitment and retention activities for emergency department physicians and staff. Working with community to create wider awareness of all options to access health care, including primary care clinics, VirtualCareNS, community pharmacy primary care clinics, online options and other resources. 		

Public Consultation: Annapolis Community Health Centre (ACHC)

Date	Chair/Speakers	Attendance
September 27, 2022	ACHC Site Leader (Chair) ACHC Medical Lead Western Zone Vice President Executive Medical Director Primary Health Care Director	275 (3 meetings)
<p>Summary of discussion:</p> <ul style="list-style-type: none"> Three well-attended public, community meetings were held to share information and answer questions about the transition to an Urgent Treatment Centre from the previous Collaborative Emergency Centre model at Annapolis Community Health Centre. Nova Scotia Health shared the commitment and goal of developing a model of care to meet the urgent and primary health care needs of the community that can be supported and sustained with available resources. Information was provided on how an Urgent Treatment Centre could best meet patient needs based on patient utilization data. 		
<p>Action (specific to EDs):</p> <ul style="list-style-type: none"> Annapolis Urgent Treatment Centre opened October 12, 2022. Cooperating closely with Emergency Health Services to best serve the community. Promoting other care options, such as virtual care, to reduce the need for emergency care. 		

Public Consultation: Digby General Hospital (DGH)

Date	Chair/Speakers	Attendance
October 26, 2022	Digby General Hospital Site Lead Western Zone Primary Health Care Director in cooperation with community partners and elected representatives	13
<p>Summary of discussion:</p> <ul style="list-style-type: none"> Discussed issues related to emergency department schedule, recruitment and retention, options for access to care and upcoming mobile primary health care clinics in the region. 		
<p>Action (specific to EDs):</p> <ul style="list-style-type: none"> Committing to continue to share information on emergency services, and Digby General emergency department schedule with the expectation community partners will assist in disseminating information within the community. Working with community to create wider awareness of all options to access health care, including primary care clinics, VirtualCareNS, community pharmacy primary care clinics, online options and other resources. 		

Public Consultation: Fisherman’s Memorial Hospital (FMH)

Date	Chair/Speakers	Attendance
November 21, 2022	Interim CEO, Nova Scotia Health Minister of Health and Wellness Deputy Minister of Health & Wellness FMH Acting Site Leader (Chair) Western Zone Vice President Executive Medical Director Executive Director Health Services Primary Health Care Director	73
<p>Summary of discussion:</p> <ul style="list-style-type: none"> Open house style format with opening remarks from the speakers highlighting many of the health care initiatives underway, followed by a Q&A discussion on a range of topics, including emergency services. 		
<p>Action (specific to EDs):</p> <ul style="list-style-type: none"> Promoting other care options, such as virtual care, to reduce the burden on the emergency department. 		

Public Consultation: Digby General Hospital (DGH)

Date	Chair/Speakers	Attendance
December 5, 2022	CEO, Nova Scotia Health Minister, Health & Wellness Deputy Minister, Health & Wellness Digby General Hospital Site Leader Western Zone Vice President Executive Medical Director Primary Health Care Director	95
<p>Summary of discussion:</p> <ul style="list-style-type: none"> Open house style format with opening remarks from the speakers highlighting many of the health care initiatives underway, followed by a Q&A discussion on a range of topics, including emergency services. Information tables were set up on: Public Health; Primary Health Care; VirtualCareNS; Mental Health & Addictions, and Emergency care. 		
<p>Action (specific to EDs):</p> <ul style="list-style-type: none"> Continuing to focus on recruitment and retention; collaborating closely with new Community Navigator in Digby. 		

Public Consultation: Roseway Hospital

Date	Chair/Speakers	Attendance
January 18, 2023	CEO, Nova Scotia Health Minister, Health & Wellness Deputy Minister, Health & Wellness Roseway Hospital Site Leader Western Zone Vice President Executive Medical Director Primary Health Care Director	120
<p>Summary of discussion:</p> <ul style="list-style-type: none"> Open house format with opening remarks from speakers highlighting health care initiatives underway. This was followed by a Q&A discussion on a range of topics, including emergency services. Information tables were set up on different health topics, including emergency care. 		
<p>Action (specific to EDs):</p> <ul style="list-style-type: none"> Maximizing the scope of practice of other health care providers, such as pharmacists. Promoting other care options, such as virtual care, to reduce the burden on emergency department. Working closely with the community to better welcome and integrate new health care providers in community. 		

Public Consultation: Soldiers Memorial Hospital (SMH)

Date	Chair/Speakers	Attendance
February 6, 2023	Soldiers Memorial Hospital (SMH) Site Leader (Chair) SMH Emerg Dept./Site Medical Lead Western Zone Vice President Executive Medical Director Executive Director Community & Rural Health Director Primary Health Care	300 (3 meetings)
<p>Summary of discussion:</p> <ul style="list-style-type: none"> • Three well-attended public, community meetings were held to share information on the Soldiers Memorial Hospital emergency department and options to access care in the region. • Emergency department dashboard data was discussed, including closure frequency, causes and impact, as well as patient demographic data. • It was noted that recruitment takes time, and that it will be a long-term process to recruit physicians to staff the emergency department 24/7/365. 		
<p>Action (specific to EDs):</p> <ul style="list-style-type: none"> • Working to bring more consistency to emergency department schedule. • Supporting community recruitment efforts. • Improving access to primary health care and new technologies to reduce the need for people to go to emergency departments • Creating more awareness of options to access care and explore communications channels. 		

Public Consultation: Queens General Hospital (QGH)

Date	Chair/Speakers	Attendance
February 17, 2023	Minister, Health & Wellness System Integration Lead, Dept. Health & Wellness Queens General Hospital Site Leader Queens Emerg Dept. Medical Lead Western Zone Vice President Executive Medical Director	140
<p>Summary of discussion:</p> <ul style="list-style-type: none"> • Open house style format with opening remarks from the speakers highlighting many of the health care initiatives underway, followed by a Q&A discussion on a range of topics, including emergency services. • Information tables were set up with information and representatives from: Public Health; Primary Health Care; VirtualCareNS; Mental Health & Addictions, and Emergency care. 		

Action (specific to EDs):

- Continuing to look at making physician remuneration more attractive and how incentives are offered to encourage physicians to accept emergency department shifts.
- Looking at enhanced access to primary health care and new technologies to reduce the need for people to go to the emergency department.

NORTHERN ZONE (2)

Facility	Hours of temporary ED closures
All Saints Springhill Hospital	100.8
North Cumberland Memorial Hospital	104.0
Total	204.8

Public Consultation: Cumberland Health Community Partners

Date	Chair/Speakers	Attendance
June 13, 2022	Vice President, Operations, Northern Zone Medical Executive Director, Northern Zone Executive Director, Health Services, Northern Zone Executive Director, Community & Rural Health, Northern Zone	20
Summary of discussion:		
<ul style="list-style-type: none"> • Provided updates (successes and challenges) on health care services and programs in Cumberland County, including All Saints Springhill Hospital CEC closures. • Provided updates on physician and staff recruitment for Cumberland County facilities as shortages factored into emergency department, collaborative emergency centre (CEC) closures. • Discussed options for communities to support recruitment efforts. 		
Action (specific to EDs):		
<ul style="list-style-type: none"> • Updating broader public through community session. 		

Public Consultation: Cumberland Health Community Partners

Date	Chair/Speakers	Attendance
October 24, 2022	Vice President, Operations, Northern Zone Medical Executive Director, Northern Zone Executive Director, Health Services, Northern Zone Executive Director, Community & Rural Health, Northern Zone	20

Summary of discussion:

- Provided updates (successes and challenges) on health care services and programs in Cumberland County, including All Saints Springhill Hospital CEC closures.
- Provided updates on physician and staff recruitment for Cumberland County facilities as shortages factored into emergency department, collaborative emergency centre (CEC) closures.
- Discussed options for communities to support recruitment efforts.

Action (specific to EDs):

- Updating broader public through community session.

EASTERN ZONE (3)

Facility	Hours of temporary ED closures
Buchanan Memorial Community Health Centre	319.0
Eastern Memorial Hospital	2,531.8
Glace Bay Hospital	13.0
Guysborough Memorial Hospital	1,756.0
Strait Richmond Hospital	5,113.5
St. Mary's Memorial Hospital	12.0
Victoria County Memorial Hospital	3,644.3
Total	13,389.6

Public Consultation: Municipality of Victoria County council meeting

Date	Chair/Speakers	Attendance
April 25, 2022	Executive Director, Eastern Zone Director, Rural Health, Eastern Zone Medical Affairs Lead, Eastern Zone	20

Summary of discussion:

- Provided updates on two facilities in Victoria County - Victoria County Memorial Hospital & Buchanan Memorial Community Health Centre - including emergency department closures at both sites.
- Provided updates on physician and staff recruitment for both sites as shortages factored into emergency department closures.
- Discussed the impact COVID-19 has had on the facilities.

Action (specific to EDs):

- Updating broader public through community session.

Public Consultation: Town of Port Hawkesbury Council (Committee of the Whole)

Date	Chair/Speakers	Attendance
June 21, 2022	VP Operations, Eastern Zone Director, Rural Health, Eastern Zone (outgoing) Director, Rural Health, Eastern Zone (incoming) Zone Medical Executive Director, Eastern Zone	20
<p>Summary of discussion:</p> <ul style="list-style-type: none"> Presented the temporary model of care that was implemented at Strait Richmond Hospital's emergency department & inpatient unit. Provided updates on physician and staff recruitment for the hospital and surrounding areas. Work ongoing to return 24/7 emergency department coverage model to the hospital. 		
<p>Action (specific to EDs):</p> <ul style="list-style-type: none"> Ongoing monitoring of the temporary model of care. Working to return to 24/7 emergency department coverage model to the hospital & fully operational inpatient unit. 		

Public Consultation: Richmond County council meeting

Date	Chair/Speakers	Attendance
June 27, 2022	VP Operations, Eastern Zone Director, Rural Health, Eastern Zone Zone Medical Executive Director, Eastern Zone	10
<p>Summary of discussion:</p> <ul style="list-style-type: none"> Presented the temporary model of care that was implemented at Strait Richmond Hospital's emergency department & inpatient unit. Provided updates on physician and staff recruitment for the hospital and surrounding areas. Work ongoing to return 24/7 emergency department coverage model to the hospital. 		
<p>Action (specific to EDs):</p> <ul style="list-style-type: none"> Ongoing monitoring of the temporary model of care. Working to return to 24/7 emergency department coverage model to the hospital & fully operational inpatient unit. 		

Public Consultation: Nova Scotia Health to Residents of Cape North and surrounding area

Date	Chair/Speakers	Attendance
July 6, 2022	VP Operations, Eastern Zone Executive Director, Rural Health & Community Health, Eastern Zone Executive Director, Acute Care Health, Eastern Zone Director, Rural Health, Eastern Zone Zone Medical Executive Director, Eastern Zone	19
<p>Summary of discussion:</p> <ul style="list-style-type: none"> • Provided updates on two facilities in Victoria County – Victoria County Memorial Hospital & Buchanan Memorial Community Health Centre – including emergency department closures. • Provided updates on physician and staff recruitment for both sites. 		
<p>Action (specific to EDs):</p> <ul style="list-style-type: none"> • Following up on questions that were raised. • Extending invitation to EHS to take part in future community sessions. 		

Public Consultation: Nova Scotia Health to Residents of Ingonish and surrounding area

Date	Chair/Speakers	Attendance
July 6, 2022	VP Operations, Eastern Zone Executive Director, Rural Health & Community Health, Eastern Zone Executive Director, Acute Care Health, Eastern Zone Director, Rural Health, Eastern Zone Zone Medical Executive Director, Eastern Zone	24
<p>Summary of discussion:</p> <ul style="list-style-type: none"> • Provided updates on two facilities in Victoria County – Victoria County Memorial Hospital & Buchanan Memorial Community Health Centre – including emergency department closures. • Provided updates on physician and staff recruitment for both sites. 		
<p>Action (specific to EDs):</p> <ul style="list-style-type: none"> • Following up on questions that were raised. 		

Public Consultation: Nova Scotia Health to Residents of Baddeck and surrounding area

Date	Chair/Speakers	Attendance
July 7, 2022	VP Operations, Eastern Zone Executive Director, Rural Health & Community Health, Eastern Zone Executive Director, Acute Care Health, Eastern Zone Director, Rural Health, Eastern Zone Zone Medical Executive Director, Eastern Zone	13
<p>Summary of discussion:</p> <ul style="list-style-type: none"> • Provided updates on two facilities in Victoria County - Victoria County Memorial Hospital & Buchanan Memorial Community Health Centre - including emergency department closures. • Provided updates on physician and staff recruitment for both sites. <p>Action (specific to EDs):</p> <ul style="list-style-type: none"> • Following up on questions that were raised. 		

Public Consultation: Canso Community Session - Canso Fire Hall

Date	Chair/Speakers	Attendance
August 23, 2022	VP Operations, Eastern Zone Director, Rural Health, Eastern Zone	20
<p>Summary of discussion:</p> <ul style="list-style-type: none"> • Presentation on the current model of health care in Canso and temporary options to improve access to health care in the community (emergency department and primary health care) • Attendees asked Nova Scotia Health and EHS representatives questions and provided input through focus groups <p>Action (specific to EDs):</p> <ul style="list-style-type: none"> • Sharing final model with Canso Area Stakeholder Working Group and community. • Implementing model on a trial basis and evaluate at six-month and 12-month marks. • Continuing to recruit for physicians and a nurse practitioner. 		

Public Consultation: Meeting with the Municipality of the District of Guysborough

Date	Chair/Speakers	Attendance
October 12, 2022	VP Operations, Eastern Zone Zone Medical Executive Director Executive Director, Rural & Community Health, Eastern Zone Director, Rural Health, Eastern Zone Facility Manager, Eastern Memorial Hospital Facility Manager, Guysborough Memorial Hospital Family Medicine Network Lead, Antigonish & Guysborough Emergency Department physician	15-20
<p>Summary of discussion:</p> <ul style="list-style-type: none"> • Provided updates on health services at Guysborough Memorial and Eastern Memorial hospitals. • Provided update on physician and staff recruitment. • Work ongoing on emergency department closures. 		
<p>Action (specific to EDs):</p> <ul style="list-style-type: none"> • Continuing to work with the local working groups. • Continuing to provide updates on local health services. 		

Public Consultation: Strait Richmond Healthcare Foundation Community Meeting

Date	Chair/Speakers	Attendance
October 18, 2022	Hosted by the Strait Richmond Healthcare Foundation Executive Director, Rural & Community Health, Eastern Zone Facility Manager, Strait Richmond Hospital	70+
<p>Summary of discussion:</p> <ul style="list-style-type: none"> • Update on the status of services at Strait Richmond Hospital, including emergency department, impact of new renovations at the hospital, temporary model of care. • Physician and staff recruitment update. 		
<p>Action (specific to EDs):</p> <ul style="list-style-type: none"> • Continuing to work with partners and provide updates on services at the hospital. • Continuing to explore additional models of care to support the community. 		

Public Consultation: Municipality of Inverness County Council Meeting

Date	Chair/Speakers	Attendance
Nov 10, 2022	Executive Director, Eastern Zone Director, Rural Health, Eastern Zone Executive Director, Rural and Community Health, Eastern Zone Executive Director, Acute Care Health, Eastern Zone Facility Manager, Inverness Consolidated Memorial Hospital Facility Manager, Sacred Heart Community Health Centre	20
<p>Summary of discussion:</p> <ul style="list-style-type: none"> • Provided updates on two facilities in Inverness County - Inverness Consolidated Memorial Hospital & Sacred Heart Community Health Centre in Cheticamp. • Provided updates on physician and staff recruitment for both sites. • Discussed the impact emergency department closures in other communities has on the facilities. 		
<p>Action (specific to EDs):</p> <ul style="list-style-type: none"> • Continuing to maintain services at both facilities and support staff and physicians. 		

CENTRAL ZONE (4)

Facility	Hours of temporary ED closures
Eastern Shore Memorial Hospital	6,338.0
Hants Community Hospital	1,188.0
Musquodoboit Valley Memorial Hospital	2,684.5
Twin Oaks Memorial Hospital	1,384.5
Total	11,595.0

Public Consultation: Hants Community Hospital (HCH)

Date	Chair/Speakers	Attendance
March 22, 2022	Director of Community, Health Services Manager, ED Director of Emergency Chief of Staff, ED, VP Operations	31

Summary of discussion:

- Ongoing work and recruitment to fill vacant physician shifts.
- Provided a presentation with closure data, daily volumes, current situation, mitigation plans, physician recruitment plan, what to expect during closures, and alternate health care options.
- A list of alternate care options will be developed for those who present to ED during closure.
- Visible signage to indicate closures. Staff/Security will redirect the public and offer a list of options.
- Community Health Board Coordinator offers to support communication/email notice of closures.
- PSA/closure announcements will be sent to local radio stations for the Valley region.

Action (specific to EDs):

- Meeting with Senior Communications Advisor to enhance communications plan with feedback from community members and Community Health Board Coordinator.
- Working on recruitment and retention to ensure that RN vacancies are filled

Public Consultation: Twin Oaks Memorial Hospital (TOMH)

Date	Chair/Speakers	Attendance
May 31, 2022	Network Lead & MHFP MD Site Lead & HSM HSM District of Family practice & PHC MLA Eastern Shore	5

Summary of discussion:

- Discussion of the purpose of the ED community closure meeting.
- Review of the types of ED closures, reasons for the closures, and mitigation strategies used.
- Review of data indicating the amount of time closures have occurred within the last year.
- Review of CTAS system, locations, and additional care services available to the community.
- Discussion of the RN-prescribing program being introduced to the Twin Oaks Hospital.
- Discussion about the Need a Family Practice Registry; family physician recruitment, including Musquodoboit Harbour; virtual care and self-management programming.
- Discussion on rural incentive program; Alzheimer’s groups; mental health access; food insecurity; seniors housing; clean water; support groups and Well-Being Hubs.

ACTION (specific to EDs):

- Continuing staffing mitigation to reduce closures and associated impact on community.

Public Consultation: Eastern Shore Memorial Hospital (ESMH)

Date	Chair/Speakers	Attendance
October 20, 2022	Community Member & Community Advisory Committee Chair Director of Community & Rural Sites, Central Zone, NSH	10
<p>Summary of discussion:</p> <ul style="list-style-type: none"> Update on upcoming Community Healthcare Conversation on November 15, 2022. Discussion around recruitment and retention of health care professionals. Recruitment fair being held in September 2022 and opportunities to recruit through a collaborative approach with the Tri-Facilities, recruiters, volunteers, and others. 		
<p>ACTION (specific to EDs):</p> <ul style="list-style-type: none"> The Community Advisory Committee will continue meeting monthly. Recruitment efforts are ongoing. 		

Public Consultation: Eastern Shore Memorial Hospital (ESMH)

Date	Chair/Speakers	Attendance
November 15, 2022	Director, Community & Rural Sites CZ Manager, ESMH MLA for Eastern Shore Member of Parliament for Central Nova Councilor for District 2	70
<p>Summary of discussion:</p> <ul style="list-style-type: none"> Health and Wellness Minister and NSH CEO hosted Community Healthcare Conversation, sharing work underway to improve health care. ESMH shared about the ED closures in the current fiscal year. 		
<p>ACTION (specific to EDs):</p> <ul style="list-style-type: none"> Working towards a new model of care for ESMH given the high level of ED closures. 		

Public Consultation: Eastern Shore Memorial Hospital (ESMH)

Date	Chair/Speakers	Attendance
November 21, 2022	Community Member and Community Advisory Committee Chair Director of Community & Rural Sites, Central Zone NSH Guest Speaker (Community Visioning)	11
<p>Summary of discussion:</p> <ul style="list-style-type: none"> The guest speaker presented to the committee about community visioning and recruitment. A new daycare at ESMH will open, which will help with recruitment. 		
<p>ACTION (specific to EDs):</p> <ul style="list-style-type: none"> The Community Advisory Committee will continue meeting monthly 		

Public Consultation: Musquodoboit Valley Memorial Hospital (MVMH)

Date	Chair/Speakers	Attendance
November 24, 2022	Health Services Manager, MVMH and Braeside Assistant Manager, MVMH and Braeside Senior Analyst Mental Health and Addiction Services	20
<p>Summary of discussion:</p> <ul style="list-style-type: none"> • Overview of Musquodoboit Valley site, with emphasis on Recreation Therapy, Mental Health & Addictions and Primary Health Care update. • Discussion of temporary closures due to physician shortages including data review and efforts towards physician recruitment. Announcement of new physician joining the practice. • Update on recruiting. • Primary Health Care update highlighting practitioners in the family practice, need a family practice registry and virtual community health team sessions. 		
<p>ACTION (specific to EDs):</p> <ul style="list-style-type: none"> • Recruitment efforts ongoing and in-person community meeting to be scheduled spring 2023. 		

Public Consultation: Eastern Shore Memorial Hospital (ESMH)

Date	Chair/Speakers	Attendance
December 8, 2022	Community Member and Community Advisory Committee Chair Director of Community & Rural Sites, Central Zone, NSH	7
<p>Summary of discussion:</p> <ul style="list-style-type: none"> • The Model of Care project is proceeding with the site managers for the Tri-Facilities. 		
<p>ACTION (specific to EDs):</p> <ul style="list-style-type: none"> • The Community Advisory Committee will continue meeting monthly. 		

Public Consultation: Eastern Shore Memorial Hospital (ESMH)

Date	Chair/Speakers	Attendance
January 4, 2023	Director, Community & Rural Sites, Central Zone MLA for Eastern Shore Member of Parliament for Central Nova Councillor for District 2	50
<p>Summary of discussion:</p> <ul style="list-style-type: none"> • Discussion at the Sheet Harbour Chamber of Commerce meeting about ESMH closures in the current fiscal year. 		
<p>Central Zone Action (specific to Emergency Departments):</p> <ul style="list-style-type: none"> • Scheduling a community meeting in the spring of 2023. 		

Public Consultation: Twin Oaks Memorial Hospital (TOMH)

Date	Chair/Speakers	Attendance
January 18, 2023	CZ Director of Community and Rural Sites Health Services Manager Twin Oaks Hospital MLA for Eastern Shore Member of Parliament for Central Nova Councilor for District 2	50
<p>Summary of discussion:</p> <ul style="list-style-type: none"> Acknowledgement that ED closures have been occurring, due to both nursing and physician services. ED Model of Care introduced – non-committal model type; explained purpose and intention to discuss in detail at annual community meeting this summer. 		
<p>ACTION (specific to EDs):</p> <ul style="list-style-type: none"> Continuing to implement the TOMH model of care. 		

Public Consultation: Eastern Shore Memorial Hospital (ESMH)

Date	Chair/Speakers	Attendance
January 19, 2023	Community Member and Community Advisory Committee Chair Director of Community & Rural Sites, Central Zone, NSH Guest speakers	9
<p>Summary of discussion:</p> <ul style="list-style-type: none"> Discussion around physician availability for the ED. Funding for locums is not yet resolved. Work is continuing on implementing a new ED model. Discussion around RN prescribing and the benefits of expanded roles and what that will bring to the sites. 		
<p>ACTION (specific to EDs):</p> <ul style="list-style-type: none"> Continuing to implement the TOMH model of care. 		

Public Consultation: Eastern Shore Memorial Hospital (ESMH)

Date	Chair/Speakers	Attendance
February 23, 2023	Community Member and Community Advisory Committee Chair Director of Community & Rural Sites, Central Zone, NSH Guest Speaker (Pharmacy Services)	9

Summary of discussion:

- Pharmacist at Lawton's Sheet Harbour present to talk about services Lawton's can provide to the community.
- Interviews were complete for a PRAP Physician at ESMH.
- ED is still closed, but the hospital is open for assessment and direction.
- Working on a new model of care.
- Discussed job fairs, video for recruitment, website, social media, brochure, and a student bursary upon graduation.
- Plans for daycare continue.

Action (specific to EDs):

- The Community Advisory Committee will continue meeting monthly.

Public Consultation: Hants Community Hospital (HCH)

Date	Chair/Speakers	Attendance
March 3, 2023	Director Community & Rural Sites Health Services Manager, Hants Community Hospital Emergency Department Chief, Central Zone Network of Emergency Departments, NSH Chief of Staff, HCH ED	14

Summary of discussion:

- Engaging a nurse practitioner in ED
- Looking to recruit Family Medicine Residents with CCFP/Accelerated Competency Assessments
- Implementing Hants
 - o A pilot project with emphasis on safety for both patients and staff; plan is for Critical Care Paramedics to participate in the pilot.
- Communication/Signage:
 - o Suggestion to use signs for ED: green for open, yellow for Family Doctor only and red for closed on Wentworth Road.
 - o Mobile clinics could be an option for HCH.
- Virtual care registration assistance:
 - o Working with volunteer services to help register unattached patients while in the Emergency Department.

Action (specific to EDs):

- Encouraging patients to sign up on the Need a Family Practice Registry through messaging and help from volunteers when patients present to the ED.
- Reviewing credentials for those who could potentially work in the Emergency Department.
- Assessing how ED closures are advertised.

Public Consultation: Eastern Shore Memorial Hospital (ESMH)

Date	Chair/Speakers	Attendance
March 23, 2023	Community Member and Community Advisory Committee Chair Director of Community & Rural Sites, Central Zone, NSH	11
<p>Summary of discussion:</p> <ul style="list-style-type: none"> • PRAP physician arrival around the end of August and an inquiry received from a family physician interested in a work opportunity at ESMH. • The community is looking for more communication around closures. • All 3 physicians at ESMH provide urgent care services. • ESMH became a UTC March 6, 2023. Services are available from 8am-8pm and patients call to book an appointment. Feedback on the UTC has been positive. 		
<p>Action (specific to EDs):</p> <ul style="list-style-type: none"> • The Community Advisory Committee will continue meeting monthly. 		

Appendix A: Temporary Emergency Department Closures by Date and Hours Closed

Reporting period: April 1, 2022 – March 31, 2023

ZONE 1 (WESTERN)

Annapolis Community Health Centre	Hours Closed
April	
2022-04-02	12.0
2022-04-03	12.0
2022-04-04	24.0
2022-04-07	14.0
2022-04-08	12.0
2022-04-10	12.0
2022-04-14	7.0
2022-04-15	12.0
2022-04-16	12.0
2022-04-17	12.0
2022-04-18	12.0
2022-04-23	12.0
2022-04-24	12.0
2022-04-29	12.0
2022-04-30	12.0
May	
2022-05-01	12.0
2022-05-07	12.0
2022-05-08	12.0
2022-05-09	12.0
2022-05-14	12.0
2022-05-15	12.0
2022-05-21	12.0
2022-05-22	12.0

2022-05-23	12.0
2022-05-28	12.0
2022-05-29	12.0
2022-05-31	12.0
June	
2022-06-02	8.0
2022-06-04	14.0
2022-06-05	14.0
2022-06-08	11.0
2022-06-11	12.0
2022-06-12	12.0
2022-06-17	12.0
2022-06-18	12.0
2022-06-19	24.0
2022-06-21	8.0
2022-06-23	12.0
2022-06-25	12.0
2022-06-26	12.0
2022-06-28	12.0
2022-06-29	12.0
July	
2022-07-01	12.0
2022-07-02	12.0
2022-07-03	12.0
2022-07-04	12.0
2022-07-05	14.0
2022-07-06	24.0
2022-07-07	24.0
2022-07-08	24.0
2022-07-09	24.0
2022-07-10	24.0
2022-07-11	24.0
2022-07-12	24.0
2022-07-13	24.0
2022-07-14	24.0

2022-07-15	24.0	2022-08-18	12.0
2022-07-16	24.0	2022-08-19	24.0
2022-07-17	24.0	2022-08-20	24.0
2022-07-18	24.0	2022-08-21	24.0
2022-07-19	24.0	2022-08-22	24.0
2022-07-20	24.0	2022-08-23	24.0
2022-07-21	24.0	2022-08-24	24.0
2022-07-22	24.0	2022-08-25	24.0
2022-07-23	24.0	2022-08-26	24.0
2022-07-24	24.0	2022-08-27	24.0
2022-07-25	24.0	2022-08-28	24.0
2022-07-26	24.0	2022-08-29	24.0
2022-07-27	24.0	2022-08-30	24.0
2022-07-28	24.0	2022-08-31	24.0
2022-07-29	24.0	September	
2022-07-30	24.0	2022-09-01	24.0
2022-07-31	24.0	2022-09-02	24.0
August		2022-09-03	24.0
2022-08-01	24.0	2022-09-04	24.0
2022-08-02	24.0	2022-09-05	24.0
2022-08-03	24.0	2022-09-06	24.0
2022-08-04	24.0	2022-09-07	24.0
2022-08-05	24.0	2022-09-08	24.0
2022-08-06	24.0	2022-09-09	24.0
2022-08-07	24.0	2022-09-10	24.0
2022-08-08	24.0	2022-09-11	24.0
2022-08-09	24.0	2022-09-12	24.0
2022-08-10	24.0	2022-09-13	24.0
2022-08-11	24.0	2022-09-14	24.0
2022-08-12	24.0	2022-09-15	24.0
2022-08-13	24.0	2022-09-16	24.0
2022-08-14	24.0	2022-09-17	24.0
2022-08-15	24.0	2022-09-18	24.0
2022-08-16	36.0	2022-09-19	24.0
2022-08-17	24.0	2022-09-20	24.0

2022-09-21	24.0
2022-09-22	24.0
2022-09-23	24.0
2022-09-24	24.0
2022-09-25	24.0
2022-09-26	24.0
2022-09-27	24.0
2022-09-28	24.0
2022-09-29	24.0
2022-09-30	24.0
October	
2022-10-01	24.0
2022-10-02	24.0
2022-10-03	24.0
2022-10-04	24.0
2022-10-05	24.0
2022-10-06	24.0
2022-10-07	24.0
2022-10-08	24.0
2022-10-09	24.0
2022-10-11	24.0
2022-10-12	2.0
Annapolis Community Health Centre Total	2912.0

Digby General Hospital	Hours Closed
April	
2022-04-01	23.0
2022-04-04	14.0
2022-04-06	14.0
2022-04-10	14.0
2022-04-12	11.0
2022-04-13	17.0
2022-04-18	24.0
2022-04-19	24.0

2022-04-20	24.0
2022-04-21	15.0
2022-04-22	18.0
2022-04-23	14.0
2022-04-24	24.0
2022-04-25	3.0
2022-04-27	14.0
2022-04-29	24.0
2022-04-30	24.0
May	
2022-05-01	3.5
2022-05-02	3.0
2022-05-04	14.0
2022-05-08	14.0
2022-05-09	14.0
2022-05-19	7.0
2022-05-29	24.0
2022-05-30	2.0
June	
2022-06-02	14.0
2022-06-12	24.0
2022-06-13	11.0
2022-06-17	14.0
2022-06-18	24.0
2022-06-19	2.0
2022-06-20	13.0
2022-06-23	14.0
2022-06-25	24.0
2022-06-26	26.0
July	
2022-07-01	14.0
2022-07-02	12.0
2022-07-03	23.0
2022-07-04	9.0
2022-07-17	14.0

2022-07-18	10.0	2022-10-11	2.0
2022-07-19	10.0	2022-10-12	14.0
2022-07-20	24.0	2022-10-13	16.0
2022-07-21	2.0	2022-10-14	14.0
2022-07-23	24.0	2022-10-15	13.0
2022-07-24	13.5	2022-10-16	28.0
2022-07-29	24.0	2022-10-17	14.0
2022-07-30	2.0	2022-10-21	14.0
2022-07-31	14.0	2022-10-23	24.0
August		2022-10-24	24.0
2022-08-01	13.5	2022-10-25	17.0
2022-08-06	14.0	2022-10-28	24.0
2022-08-07	14.0	2022-10-29	2.0
2022-08-12	14.0	2022-10-30	24.0
2022-08-14	24.0	2022-10-31	24.0
2022-08-15	14.0	November	
2022-08-18	9.0	2022-11-01	2.0
2022-08-20	14.0	2022-11-02	14.0
2022-08-21	14.0	2022-11-03	16.0
2022-08-28	14.0	2022-11-05	24.0
2022-08-29	14.0	2022-11-06	24.0
September		2022-11-07	24.0
2022-09-11	24.0	2022-11-08	2.0
2022-09-12	7.0	2022-11-09	24.0
2022-09-17	7.0	2022-11-10	26.0
2022-09-21	19.0	2022-11-11	3.0
2022-09-22	9.0	2022-11-12	24.0
2022-09-24	14.0	2022-11-13	24.0
October		2022-11-14	24.0
2022-10-02	24.0	2022-11-15	24.0
2022-10-03	24.0	2022-11-16	10.0
2022-10-04	2.0	2022-11-17	24.0
2022-10-07	14.0	2022-11-18	16.0
2022-10-09	24.0	2022-11-19	24.0
2022-10-10	24.0	2022-11-20	14.0

2022-11-21	12.0	2023-01-14	24.0
2022-11-22	12.0	2023-01-15	15.0
2022-11-25	14.0	2023-01-17	15.0
2022-11-26	24.0	2023-01-19	24.0
2022-11-27	15.0	2023-01-20	14.0
December		2023-01-22	24.0
2022-12-01	15.0	2023-01-23	14.0
2022-12-02	14.0	2023-01-24	14.0
2022-12-03	14.0	2023-01-26	9.0
2022-12-04	14.0	2023-01-28	16.0
2022-12-12	16.0	2023-01-30	24.0
2022-12-13	15.0	2023-01-31	18.0
2022-12-14	14.0	March	
2022-12-15	14.0	2023-03-07	4.0
2022-12-16	24.0	2023-03-08	24.0
2022-12-17	24.0	2023-03-09	15.0
2022-12-18	15.0	2023-03-10	24.0
2022-12-19	14.0	2023-03-11	24.0
2022-12-20	21.0	2023-03-12	24.0
2022-12-22	15.0	2023-03-13	8.0
2022-12-23	24.0	2023-03-15	7.0
2022-12-24	24.0	2023-03-16	13.0
2022-12-25	17.0	2023-03-17	24.0
2022-12-26	24.0	2023-03-18	24.0
2022-12-27	25.0	2023-03-19	24.0
2022-12-28	17.0	2023-03-20	8.0
2022-12-29	18.0	2023-03-21	12.0
January		2023-03-23	7.0
2023-01-06	24.0	2023-03-24	14.0
2023-01-07	24.0	2023-03-25	7.0
2023-01-08	15.0	2023-03-26	15.0
2023-01-09	16.0	2023-03-28	6.0
2023-01-10	16.0	2023-03-29	8.0
2023-01-12	24.0	2023-03-30	3.0
2023-01-13	8.0	Digby General Hospital Total	2779.5

Fishermen's Memorial Hospital	Hours Closed
April	
2022-04-04	5.5
2022-04-16	15.0
May	
2022-05-06	9.5
2022-05-07	9.5
2022-05-08	9.5
2022-05-15	8.5
2022-05-21	9.5
2022-05-26	4.0
June	
2022-06-03	9.5
2022-06-11	15.0
2022-06-18	9.5
2022-06-19	9.5
2022-06-20	9.5
2022-06-26	9.5
2022-06-29	7.5
July	
2022-07-04	2.5
2022-07-08	11.0
2022-07-09	15.0
2022-07-10	9.5
2022-07-12	2.0
2022-07-16	9.5
2022-07-17	9.5
2022-07-21	9.5
2022-07-30	9.5
August	
2022-08-01	8.0
2022-08-04	4.0
2022-08-06	9.5
2022-08-07	9.5

2022-08-10	15.0
2022-08-13	9.0
2022-08-18	9.5
2022-08-19	9.5
2022-08-20	11.0
2022-08-21	9.5
2022-08-24	1.0
2022-08-25	9.5
2022-08-27	9.5
2022-08-31	2.5
September	
2022-09-01	9.5
2022-09-02	11.5
2022-09-03	9.5
2022-09-04	9.5
2022-09-05	9.5
2022-09-06	9.5
2022-09-07	9.5
2022-09-08	9.5
2022-09-09	12.5
2022-09-10	9.5
2022-09-11	9.5
2022-09-16	9.5
2022-09-17	9.5
2022-09-25	7.5
2022-09-26	9.5
2022-09-28	9.5
2022-09-29	9.5
2022-09-30	9.5
October	
2022-10-04	11.5
2022-10-05	9.5
2022-10-06	9.5
2022-10-07	9.5
2022-10-08	9.5

2022-10-09	9.5	2022-12-26	9.5
2022-10-10	10.5	2022-12-27	9.5
2022-10-11	10.5	2022-12-28	12.0
2022-10-12	6.0	2022-12-29	9.5
2022-10-14	9.5	2022-12-30	9.5
2022-10-19	3.5	2022-12-31	9.5
2022-10-20	9.5	January	
2022-10-21	9.5	2023-01-01	9.5
2022-10-22	9.5	2023-01-02	9.5
2022-10-23	9.5	2023-01-03	3.5
2022-10-27	9.5	2023-01-08	9.5
November		2023-01-09	9.5
2022-11-01	9.5	2023-01-13	9.5
2022-11-03	9.5	2023-01-16	9.5
2022-11-07	1.5	2023-01-20	9.5
2022-11-08	9.5	2023-01-22	9.5
2022-11-09	9.5	2023-01-27	9.5
2022-11-14	9.5	2023-01-28	9.5
2022-11-18	15.0	2023-01-29	9.5
2022-11-21	14.0	2023-01-30	9.5
2022-11-24	9.5	2023-01-31	11.5
2022-11-28	4.5	March	
2022-11-29	3.0	2023-03-10	9.5
December		2023-03-11	15.0
2022-12-03	2.0	2023-03-12	15.0
2022-12-05	9.5	2023-03-15	9.5
2022-12-12	5.5	2023-03-16	15.0
2022-12-13	9.5	2023-03-17	15.0
2022-12-16	5.5	2023-03-18	15.0
2022-12-17	9.5	2023-03-19	15.0
2022-12-18	9.5	2023-03-20	11.5
2022-12-19	12.5	2023-03-21	9.5
2022-12-20	2.0	2023-03-22	15.0
2022-12-24	9.5	2023-03-23	15.0
2022-12-25	9.5	2023-03-24	15.0

2023-03-25	15.0
2023-03-28	12.5
2023-03-29	9.5
2023-03-30	9.5
2023-03-31	9.5
Fishermen's Memorial Hospital Total	1255.5

Queens General Hospital	Hours Closed
April	
2022-04-02	15.5
2022-04-12	14.0
2022-04-16	24.0
2022-04-17	1.5
2022-04-18	15.5
2022-04-21	15.5
2022-04-24	15.5
2022-04-26	15.5
2022-04-27	15.5
2022-04-29	15.5
2022-04-30	24.0
May	
2022-05-01	1.5
2022-05-05	15.5
2022-05-10	15.5
2022-05-14	15.5
2022-05-20	24.0
2022-05-21	15.5
2022-05-22	15.5
2022-05-25	15.5
2022-05-27	24.0
2022-05-28	1.5
2022-05-31	11.5
June	
2022-06-04	24.0

2022-06-05	1.5
2022-06-08	24.0
2022-06-09	3.5
2022-06-12	15.5
2022-06-13	15.5
2022-06-14	15.5
2022-06-15	15.5
2022-06-16	15.5
2022-06-18	15.5
2022-06-20	15.5
2022-06-25	24.0
2022-06-26	1.5
2022-06-29	15.5
2022-06-30	15.5
July	
2022-07-02	24.0
2022-07-03	15.5
2022-07-04	15.5
2022-07-05	15.5
2022-07-06	15.5
2022-07-08	24.0
2022-07-09	1.5
2022-07-11	15.5
2022-07-12	15.5
2022-07-15	13.5
2022-07-16	24.0
2022-07-17	25.5
2022-07-18	15.5
2022-07-19	13.5
2022-07-20	17.0
2022-07-21	17.0
2022-07-22	24.0
2022-07-23	17.0
2022-07-26	24.0
2022-07-27	17.0

2022-07-28	15.5	2022-09-06	18.5
2022-07-29	24.0	2022-09-07	18.5
2022-07-30	17.0	2022-09-08	18.5
August		2022-09-09	18.5
2022-08-01	15.5	2022-09-10	18.5
2022-08-03	17.0	2022-09-11	18.5
2022-08-04	17.0	2022-09-12	18.5
2022-08-06	24.0	2022-09-13	18.5
2022-08-07	24.0	2022-09-14	18.5
2022-08-08	20.0	2022-09-15	18.5
2022-08-09	18.5	2022-09-16	18.5
2022-08-11	18.0	2022-09-17	18.5
2022-08-13	24.0	2022-09-18	18.5
2022-08-14	18.5	2022-09-19	18.5
2022-08-15	24.0	2022-09-20	18.5
2022-08-16	18.5	2022-09-21	18.5
2022-08-17	24.0	2022-09-22	18.5
2022-08-18	18.5	2022-09-23	24.0
2022-08-19	18.5	2022-09-24	24.0
2022-08-22	24.0	2022-09-25	18.5
2022-08-23	24.0	2022-09-26	18.5
2022-08-24	20.0	2022-09-27	18.5
2022-08-25	24.0	2022-09-28	18.5
2022-08-26	24.0	2022-09-29	18.5
2022-08-27	24.0	2022-09-30	18.5
2022-08-28	6.5	October	
2022-08-29	24.0	2022-10-01	18.5
2022-08-30	1.5	2022-10-02	18.5
2022-08-31	18.5	2022-10-03	18.5
September		2022-10-04	18.5
2022-09-01	24.0	2022-10-05	18.5
2022-09-02	18.5	2022-10-06	18.5
2022-09-03	24.0	2022-10-07	24.0
2022-09-04	18.5	2022-10-08	24.0
2022-09-05	18.5	2022-10-09	18.5

2022-10-10	18.5	2022-11-15	18.5
2022-10-11	18.5	2022-11-17	18.5
2022-10-12	18.5	2022-11-19	18.5
2022-10-13	18.5	2022-11-20	18.5
2022-10-14	18.5	2022-11-21	18.5
2022-10-15	18.5	2022-11-22	18.5
2022-10-16	18.5	2022-11-23	18.5
2022-10-17	24.0	2022-11-24	18.5
2022-10-18	18.5	2022-11-25	18.5
2022-10-19	18.5	2022-11-27	18.5
2022-10-20	18.5	2022-11-29	24.0
2022-10-21	24.0	December	
2022-10-22	24.0	2022-12-01	24.0
2022-10-23	18.5	2022-12-02	27.0
2022-10-24	18.5	2022-12-03	18.5
2022-10-25	18.5	2022-12-04	18.5
2022-10-26	18.5	2022-12-05	24.0
2022-10-27	18.5	2022-12-06	18.5
2022-10-28	18.5	2022-12-07	18.5
2022-10-29	24.0	2022-12-08	24.0
2022-10-30	18.5	2022-12-09	24.0
2022-10-31	18.5	2022-12-10	18.5
November		2022-12-11	18.5
2022-11-01	18.5	2022-12-12	18.5
2022-11-02	18.5	2022-12-13	18.5
2022-11-03	24.0	2022-12-16	24.0
2022-11-04	24.0	2022-12-17	18.5
2022-11-05	18.5	2022-12-18	18.5
2022-11-06	24.0	2022-12-19	18.5
2022-11-07	18.5	2022-12-20	18.5
2022-11-09	18.5	2022-12-21	18.5
2022-11-11	24.0	2022-12-22	18.5
2022-11-12	18.5	2022-12-23	18.5
2022-11-13	18.5	2022-12-24	18.5
2022-11-14	18.5	2022-12-25	24.0

2022-12-26	18.5	2023-03-16	18.5
2022-12-27	16.0	2023-03-17	18.5
2022-12-28	18.5	2023-03-18	18.5
2022-12-29	24.0	2023-03-19	18.5
2022-12-30	18.5	2023-03-21	18.5
2022-12-31	18.5	2023-03-22	18.5
January		2023-03-25	18.5
2023-01-02	18.5	2023-03-26	10.5
2023-01-03	18.5	2023-03-27	8.0
2023-01-04	18.5	2023-03-28	10.5
2023-01-05	24.0	2023-03-29	18.5
2023-01-06	18.5	2023-03-30	18.5
2023-01-07	18.5	2023-03-31	10.5
2023-01-08	18.5	Queens General Hospital Total	4374.5
2023-01-10	18.5		
2023-01-12	18.5	Roseway Hospital	Hours Closed
2023-01-13	18.5	April	
2023-01-14	18.5	2022-04-01	14.0
2023-01-16	18.5	2022-04-02	13.0
2023-01-17	18.5	2022-04-03	12.0
2023-01-19	18.5	2022-04-07	13.0
2023-01-20	18.5	2022-04-08	24.0
2023-01-21	18.5	2022-04-09	24.0
2023-01-25	18.5	2022-04-10	17.0
2023-01-28	18.5	2022-04-17	14.0
2023-01-29	18.5	2022-04-19	14.0
2023-01-31	18.5	2022-04-28	13.0
March		2022-04-29	24.0
2023-03-07	9.0	2022-04-30	1.0
2023-03-08	17.0	May	
2023-03-10	24.0	2022-05-03	13.0
2023-03-11	21.5	2022-05-05	14.0
2023-03-12	18.5	2022-05-06	13.0
2023-03-14	18.5	2022-05-08	13.0
2023-03-15	24.0	2022-05-12	13.0

2022-05-18	13.0	2022-07-13	12.0
2022-05-25	13.0	2022-07-15	24.0
2022-05-30	14.0	2022-07-16	24.0
June		2022-07-17	16.0
2022-06-01	13.0	2022-07-18	14.0
2022-06-03	24.0	2022-07-20	13.0
2022-06-04	16.0	2022-07-21	22.0
2022-06-06	14.0	2022-07-22	14.0
2022-06-08	24.0	2022-07-23	24.0
2022-06-09	1.0	2022-07-24	13.0
2022-06-10	24.0	2022-07-27	24.0
2022-06-11	25.0	2022-07-28	24.0
2022-06-12	2.0	2022-07-29	12.0
2022-06-13	13.0	2022-07-30	24.0
2022-06-15	24.0	2022-07-31	13.0
2022-06-16	1.0	August	
2022-06-18	24.0	2022-08-01	13.0
2022-06-19	24.0	2022-08-02	17.0
2022-06-20	3.0	2022-08-03	24.0
2022-06-26	24.0	2022-08-04	24.0
2022-06-27	2.0	2022-08-05	20.0
2022-06-28	24.0	2022-08-07	14.0
2022-06-29	16.0	2022-08-08	24.0
July		2022-08-09	24.0
2022-07-01	24.0	2022-08-10	24.0
2022-07-02	1.0	2022-08-11	24.0
2022-07-03	12.0	2022-08-12	17.0
2022-07-04	13.0	2022-08-13	24.0
2022-07-05	13.0	2022-08-14	24.0
2022-07-06	13.0	2022-08-15	24.0
2022-07-07	24.0	2022-08-16	24.0
2022-07-08	13.0	2022-08-17	24.0
2022-07-09	14.0	2022-08-18	14.0
2022-07-10	14.0	2022-08-19	24.0
2022-07-12	12.0	2022-08-20	24.0

2022-08-21	24.0	2022-10-05	24.0
2022-08-22	22.0	2022-10-06	16.0
2022-08-24	13.0	2022-10-10	13.0
2022-08-25	13.0	2022-10-14	12.0
2022-08-26	24.0	2022-10-16	14.0
2022-08-27	1.0	2022-10-24	12.0
2022-08-28	24.0	2022-10-27	12.0
2022-08-29	24.0	2022-10-28	24.0
2022-08-30	25.0	2022-10-29	15.0
2022-08-31	11.0	2022-10-31	24.0
September		November	
2022-09-01	13.0	2022-11-01	1.0
2022-09-02	24.0	2022-11-05	14.0
2022-09-03	2.0	2022-11-07	24.0
2022-09-04	24.0	2022-11-08	1.0
2022-09-05	2.0	2022-11-11	24.0
2022-09-06	24.0	2022-11-12	1.0
2022-09-07	2.0	2022-11-21	24.0
2022-09-08	24.0	2022-11-22	1.0
2022-09-09	24.0	2022-11-25	24.0
2022-09-10	1.0	2022-11-26	24.0
2022-09-14	22.0	2022-11-27	24.0
2022-09-15	24.0	2022-11-28	1.0
2022-09-16	2.0	December	
2022-09-17	24.0	2022-12-01	24.0
2022-09-18	1.0	2022-12-02	24.0
2022-09-20	24.0	2022-12-03	1.0
2022-09-21	1.0	2022-12-05	12.0
2022-09-23	24.0	2022-12-08	13.0
2022-09-24	13.0	2022-12-09	13.0
2022-09-25	24.0	2022-12-12	24.0
2022-09-26	13.0	2022-12-13	1.0
October		2022-12-16	13.0
2022-10-01	24.0	2022-12-17	24.0
2022-10-02	1.0	2022-12-18	1.0

2022-12-19	13.0	2023-03-23	8.0
2022-12-22	13.0	2023-03-24	12.0
2022-12-23	13.0	Roseway Hospital Total	2904.0
2022-12-24	24.0		
2022-12-25	24.0	Soldiers Memorial Hospital	Hours Closed
2022-12-26	13.0	April	
2022-12-27	13.0	2022-04-01	12.5
2022-12-28	13.0	2022-04-02	12.5
2022-12-30	24.0	2022-04-03	18.0
2022-12-31	24.0	2022-04-04	18.0
January		2022-04-05	12.5
2023-01-01	16.0	2022-04-06	12.5
2023-01-06	24.0	2022-04-07	12.5
2023-01-07	1.0	2022-04-08	12.5
2023-01-16	24.0	2022-04-09	18.0
2023-01-17	1.0	2022-04-10	12.5
2023-01-19	13.0	2022-04-11	12.5
2023-01-20	24.0	2022-04-12	12.5
2023-01-21	1.0	2022-04-13	12.5
2023-01-23	24.0	2022-04-14	12.5
2023-01-24	1.0	2022-04-15	18.0
2023-01-27	24.0	2022-04-16	18.0
2023-01-28	12.0	2022-04-17	18.0
March		2022-04-18	12.5
2023-03-11	5.0	2022-04-19	12.5
2023-03-12	8.0	2022-04-20	12.5
2023-03-13	6.0	2022-04-21	24.0
2023-03-14	24.0	2022-04-22	24.0
2023-03-15	24.0	2022-04-23	24.0
2023-03-16	24.0	2022-04-24	24.0
2023-03-17	8.0	2022-04-25	24.0
2023-03-18	6.0	2022-04-26	24.0
2023-03-19	8.0	2022-04-27	24.0
2023-03-21	7.0	2022-04-28	24.0
2023-03-22	8.0	2022-04-29	24.0

2022-04-30	24.0	2022-06-02	18.0
May		2022-06-03	18.0
2022-05-01	24.0	2022-06-04	18.0
2022-05-02	24.0	2022-06-05	18.0
2022-05-03	24.0	2022-06-06	18.0
2022-05-04	24.0	2022-06-07	18.0
2022-05-05	24.0	2022-06-08	18.0
2022-05-06	24.0	2022-06-09	18.0
2022-05-07	24.0	2022-06-10	18.0
2022-05-08	12.5	2022-06-11	18.0
2022-05-09	14.0	2022-06-12	18.0
2022-05-10	14.0	2022-06-13	18.0
2022-05-11	14.0	2022-06-14	18.0
2022-05-12	14.0	2022-06-15	18.0
2022-05-13	14.0	2022-06-16	18.0
2022-05-14	18.0	2022-06-17	24.0
2022-05-15	18.0	2022-06-18	24.0
2022-05-16	15.5	2022-06-19	18.0
2022-05-17	15.5	2022-06-20	18.0
2022-05-18	15.5	2022-06-21	18.0
2022-05-19	15.5	2022-06-22	18.0
2022-05-20	15.5	2022-06-23	18.0
2022-05-21	15.5	2022-06-24	18.0
2022-05-22	24.0	2022-06-25	20.0
2022-05-23	15.5	2022-06-26	18.0
2022-05-24	17.0	2022-06-27	18.0
2022-05-25	15.5	2022-06-28	18.0
2022-05-26	16.5	2022-06-29	18.0
2022-05-27	24.0	2022-06-30	18.0
2022-05-28	24.0	July	
2022-05-29	16.5	2022-07-01	18.0
2022-05-30	16.5	2022-07-02	18.0
2022-05-31	16.5	2022-07-03	18.0
June		2022-07-04	18.0
2022-06-01	14.0	2022-07-05	18.0

2022-07-06	18.0	January	
2022-07-07	18.0	2023-01-01	6.0
2022-07-08	18.0	2023-01-02	6.0
2022-07-09	18.0	2023-01-03	6.0
2022-07-10	18.0	2023-01-08	6.0
2022-07-11	18.0	2023-01-09	6.0
2022-07-12	18.0	2023-01-10	6.0
2022-07-13	18.0	2023-01-11	6.0
2022-07-14	18.0	2023-01-15	6.0
2022-07-15	18.0	2023-01-16	6.0
2022-07-16	18.0	2023-01-17	6.0
2022-07-17	18.0	2023-01-22	6.0
2022-07-18	18.0	2023-01-23	6.0
2022-07-19	18.0	2023-01-24	6.0
2022-07-20	18.0	2023-01-25	6.0
2022-07-21	18.0	2023-01-30	6.0
2022-07-22	18.0	2023-01-31	6.0
2022-07-24	18.0	February	
2022-07-25	18.0	2023-02-03	6.0
2022-07-26	18.0	2023-02-04	6.0
2022-07-27	18.0	2023-02-05	6.0
2022-07-28	18.0	2023-02-06	6.0
2022-07-29	18.0	2023-02-07	6.0
2022-07-30	18.0	2023-02-08	6.0
2022-07-31	18.0	2023-02-10	6.0
August		2023-02-11	6.0
2022-08-19	6.0	2023-02-12	6.0
October		2023-02-13	6.0
2022-10-22	6.0	2023-02-14	6.0
November		2023-02-15	6.0
2022-11-05	6.0	2023-02-21	6.0
2022-11-24	6.0	2023-02-22	6.0
2022-11-28	6.0	2023-02-25	6.0
December		2023-02-26	6.0
2022-12-17	6.0		

March	
2023-03-01	6.0
2023-03-02	6.0
2023-03-04	6.0
2023-03-05	6.0
2023-03-06	6.0
2023-03-07	6.0
2023-03-08	6.0
2023-03-09	6.0
2023-03-10	6.0
2023-03-11	6.0
2023-03-12	6.0
2023-03-13	6.0
2023-03-14	6.0
2023-03-15	6.0
2023-03-16	6.0
2023-03-26	6.0
2023-03-27	6.0
Soldiers Memorial Hospital Total	2508.5

ZONE 2 (NORTHERN)

All Saints Springhill Hospital	Hours Closed
March	
2023-03-07	12.0
2023-03-13	1.0
2023-03-15	12.0
2023-03-16	12.0
2023-03-17	5.0
2023-03-22	4.0
2023-03-23	12.0
2023-03-24	5.0
2023-03-25	8.0
2023-03-27	12.0
2023-03-30	5.8

2023-03-31	12.0
All Saints Springhill Hospital Total	100.8

North Cumberland Memorial Hospital	Hours Closed
March	
2023-03-07	12.0
2023-03-08	4.0
2023-03-09	4.0
2023-03-10	4.0
2023-03-13	4.0
2023-03-14	12.0
2023-03-15	4.0
2023-03-17	4.0
2023-03-19	8.0
2023-03-20	4.0
2023-03-22	4.0
2023-03-24	4.0
2023-03-26	8.0
2023-03-27	4.0
2023-03-28	4.0
2023-03-29	4.0
2023-03-30	12.0
2023-03-31	4.0
North Cumberland Memorial Hospital Total	104.0

ZONE 3 (EASTERN)

Buchanan Memorial Community Health Centre	Hours Closed
July	
2022-07-14	12.0
2022-07-25	12.0
2022-07-26	12.0
2022-07-27	15.5

2022-07-28	12.0
2022-07-29	12.0
2022-07-30	12.0
2022-07-31	12.0
August	
2022-08-04	10.0
2022-08-07	12.0
2022-08-09	15.0
2022-08-12	12.0
2022-08-13	12.0
2022-08-14	12.0
2022-08-26	12.0
2022-08-27	12.0
September	
2022-09-03	12.0
2022-09-04	12.0
October	
2022-10-30	12.0
November	
2022-11-05	12.0
2022-11-07	13.0
2022-11-13	12.0
2022-11-21	13.5
December	
2022-12-01	12.0
2022-12-13	12.0
2022-12-31	12.0
Buchanan Memorial Community Health Centre Total	319.0

Eastern Memorial Hospital	Hours Closed
April	
2022-04-18	12.0
2022-04-25	12.0

2022-04-26	12.0
2022-04-27	12.0
2022-04-28	12.0
2022-04-29	12.0
2022-04-30	12.0
May	
2022-05-01	12.0
2022-05-02	12.0
2022-05-03	12.0
2022-05-23	12.0
2022-05-24	12.0
2022-05-25	12.0
2022-05-26	12.0
2022-05-27	12.0
2022-05-28	12.0
2022-05-29	12.0
2022-05-30	12.0
2022-05-31	12.0
June	
2022-06-20	12.0
2022-06-21	12.0
2022-06-22	12.0
2022-06-23	12.0
2022-06-24	12.0
2022-06-25	12.0
2022-06-26	12.0
2022-06-27	12.0
2022-06-28	12.0
July	
2022-07-18	12.0
2022-07-19	12.0
2022-07-20	12.0
2022-07-21	12.0
2022-07-25	12.0
2022-07-26	12.0

2022-07-27	24.0	2022-09-21	16.5
2022-07-28	24.0	2022-09-26	24.0
2022-07-29	0.5	2022-09-27	24.0
August		2022-09-28	24.0
2022-08-01	24.0	2022-09-29	24.0
2022-08-02	24.0	2022-09-30	24.0
2022-08-03	24.0	October	
2022-08-15	24.0	2022-10-01	24.0
2022-08-16	12.0	2022-10-02	24.0
2022-08-17	12.0	2022-10-08	12.0
2022-08-18	12.0	2022-10-10	12.0
2022-08-19	24.0	2022-10-11	12.0
2022-08-20	12.0	2022-10-12	12.0
2022-08-21	12.0	2022-10-13	12.0
2022-08-22	12.0	2022-10-14	12.0
2022-08-23	12.0	2022-10-15	12.0
2022-08-24	24.0	2022-10-16	12.0
2022-08-25	24.0	2022-10-17	12.0
2022-08-26	8.0	2022-10-18	12.0
2022-08-29	24.0	2022-10-24	24.0
2022-08-30	24.0	2022-10-25	24.0
2022-08-31	24.0	2022-10-26	24.0
September		2022-10-27	24.0
2022-09-01	0.5	2022-10-28	24.0
2022-09-10	24.0	2022-10-29	24.0
2022-09-11	24.0	2022-10-30	24.0
2022-09-12	17.0	2022-10-31	24.0
2022-09-13	12.0	November	
2022-09-14	12.0	2022-11-01	24.0
2022-09-15	12.0	2022-11-02	24.0
2022-09-16	12.0	2022-11-03	24.0
2022-09-17	12.0	2022-11-04	9.0
2022-09-18	12.0	2022-11-07	12.0
2022-09-19	12.0	2022-11-08	12.0
2022-09-20	24.0	2022-11-09	12.0

2022-11-10	12.0
2022-11-11	12.0
2022-11-12	12.0
2022-11-13	24.0
2022-11-14	24.0
2022-11-15	12.0
2022-11-16	24.0
2022-11-26	12.0
December	
2022-12-01	12.0
2022-12-03	8.8
2022-12-05	12.0
2022-12-06	12.0
2022-12-07	12.0
2022-12-08	12.0
2022-12-09	24.0
2022-12-10	12.0
2022-12-11	12.0
2022-12-12	12.0
2022-12-13	12.0
2022-12-14	12.0
2022-12-15	12.0
2022-12-16	12.0
2022-12-19	12.0
2022-12-20	13.5
2022-12-28	24.0
2022-12-29	7.0
January	
2023-01-09	12.0
2023-01-10	12.0
2023-01-11	12.0
2023-01-12	12.0
2023-01-13	24.0
2023-01-14	21.0
2023-01-15	12.0

2023-01-23	24.0
2023-01-24	24.0
2023-01-25	24.0
2023-01-26	24.0
2023-01-27	24.0
2023-01-28	24.0
2023-01-29	24.0
2023-01-30	12.0
2023-01-31	12.0
March	
2023-03-11	6.0
2023-03-12	7.0
2023-03-13	5.0
2023-03-14	7.0
2023-03-20	12.0
2023-03-21	24.0
2023-03-22	24.0
2023-03-23	24.0
2023-03-24	24.0
2023-03-25	24.0
2023-03-26	24.0
2023-03-27	36.0
2023-03-28	24.0
2023-03-29	24.0
2023-03-30	24.0
2023-03-31	5.0
Eastern Memorial Hospital Total	2531.8

Glace Bay Hospital	Hours Closed
December	
2022-12-26	11.0
March	
2023-03-13	2.0
Glace Bay Hospital Total	13.0

Guysborough Memorial Hospital	Hours Closed
April	
2022-04-12	14.0
2022-04-16	14.0
May	
2022-05-07	24.0
June	
2022-06-24	12.0
2022-06-25	6.5
July	
2022-07-04	12.0
2022-07-14	12.0
2022-07-15	24.0
2022-07-16	24.0
2022-07-17	24.0
2022-07-18	1.0
2022-07-19	12.0
2022-07-27	24.0
2022-07-28	1.0
2022-07-30	24.0
2022-07-31	1.0
August	
2022-08-02	24.0
2022-08-03	1.0
2022-08-04	24.0
2022-08-05	17.0
2022-08-08	24.0
2022-08-09	1.0
2022-08-10	24.0
2022-08-11	1.0
2022-08-16	24.0
2022-08-17	1.0
2022-08-22	24.0
2022-08-23	1.0

2022-08-25	14.0
2022-08-26	24.0
2022-08-27	24.0
2022-08-28	24.0
2022-08-29	12.0
September	
2022-09-01	24.0
2022-09-02	14.0
2022-09-07	24.0
2022-09-08	1.0
2022-09-13	24.0
2022-09-14	1.0
2022-09-17	24.0
2022-09-18	24.0
2022-09-19	13.0
2022-09-20	1.0
2022-09-23	5.0
2022-09-24	24.0
2022-09-29	13.0
October	
2022-10-05	24.0
2022-10-06	1.0
2022-10-14	24.0
2022-10-15	24.0
2022-10-16	24.0
2022-10-17	24.0
2022-10-18	1.0
2022-10-19	24.0
2022-10-20	1.0
November	
2022-11-02	24.0
2022-11-03	1.0
2022-11-08	24.0
2022-11-09	1.0
2022-11-14	24.0

2022-11-15	1.0
2022-11-18	24.0
2022-11-19	1.0
2022-11-22	24.0
2022-11-23	1.0
2022-11-24	24.0
2022-11-25	1.0
2022-11-26	12.0
2022-11-28	24.0
2022-11-29	1.0
December	
2022-12-03	12.0
2022-12-06	24.0
2022-12-07	1.0
2022-12-12	24.0
2022-12-13	1.0
2022-12-16	24.0
2022-12-17	24.0
2022-12-18	24.0
2022-12-19	13.0
2022-12-20	13.5
2022-12-21	24.0
2022-12-22	24.0
2022-12-23	1.0
2022-12-28	24.0
2022-12-29	1.0
January	
2023-01-02	12.0
2023-01-03	24.0
2023-01-04	12.0
2023-01-10	24.0
2023-01-11	12.0
2023-01-12	24.0
2023-01-13	12.0
2023-01-14	12.0

2023-01-17	24.0
2023-01-18	1.0
2023-01-23	24.0
2023-01-24	1.0
2023-01-25	12.0
2023-01-26	24.0
2023-01-27	24.0
2023-01-28	24.0
2023-01-29	13.0
March	
2023-03-07	8.0
2023-03-14	6.0
2023-03-15	7.0
2023-03-16	13.0
2023-03-18	6.0
2023-03-19	19.0
2023-03-23	12.0
2023-03-24	17.0
2023-03-25	24.0
2023-03-26	24.0
2023-03-27	8.0
2023-03-28	17.0
2023-03-29	14.0
2023-03-30	24.0
2023-03-31	24.0
Guysborough Memorial Hospital Total	1756.0

St. Mary's Memorial Hospital	Hours Closed
September	
2022-09-25	12.0
St. Mary's Memorial Hospital Total	12.0

Strait Richmond Hospital	Hours Closed		
April		2022-04-01	15.0
		2022-04-04	24.0
		2022-04-05	24.0
		2022-04-06	24.0
		2022-04-07	2.0
		2022-04-09	24.0
		2022-04-10	24.0
		2022-04-11	2.0
		2022-04-13	24.0
		2022-04-14	24.0
		2022-04-15	2.0
		2022-04-17	24.0
		2022-04-18	24.0
		2022-04-19	24.0
		2022-04-20	24.0
		2022-04-21	2.0
		2022-04-22	24.0
		2022-04-23	24.0
		2022-04-24	17.0
		2022-04-27	24.0
		2022-04-28	24.0
		2022-04-29	2.0
May		2022-05-01	24.0
		2022-05-02	24.0
		2022-05-03	24.0
		2022-05-04	1.0
		2022-05-05	24.0
		2022-05-06	24.0
		2022-05-07	24.0
		2022-05-08	9.0
		2022-05-10	24.0
		2022-05-11	24.0
		2022-05-12	10.0
		2022-05-15	24.0
		2022-05-16	24.0
		2022-05-17	1.0
		2022-05-19	24.0
		2022-05-20	24.0
		2022-05-21	24.0
		2022-05-22	1.0
		2022-05-24	24.0
		2022-05-25	24.0
		2022-05-26	1.0
		2022-05-28	24.0
		2022-05-29	24.0
		2022-05-30	1.0
		June	
		2022-06-02	24.0
		2022-06-03	24.0
		2022-06-04	24.0
		2022-06-05	13.0
		2022-06-09	24.0
		2022-06-10	2.0
		2022-06-12	24.0
		2022-06-13	2.0
		2022-06-15	24.0
		2022-06-16	24.0
		2022-06-17	2.0
		2022-06-19	24.0
		2022-06-20	24.0
		2022-06-21	2.0
		2022-06-23	24.0
		2022-06-24	24.0
		2022-06-25	24.0
		2022-06-26	24.0
		2022-06-27	24.0
		2022-06-28	14.0

2022-06-30	24.0	2022-08-09	24.0
July		2022-08-10	24.0
2022-07-01	24.0	2022-08-11	24.0
2022-07-02	24.0	2022-08-12	24.0
2022-07-03	24.0	2022-08-13	1.0
2022-07-04	1.0	2022-08-15	24.0
2022-07-06	24.0	2022-08-16	24.0
2022-07-07	24.0	2022-08-17	1.0
2022-07-08	24.0	2022-08-18	24.0
2022-07-09	1.0	2022-08-19	24.0
2022-07-11	24.0	2022-08-20	24.0
2022-07-12	24.0	2022-08-21	1.0
2022-07-13	24.0	2022-08-23	24.0
2022-07-14	1.0	2022-08-24	24.0
2022-07-16	24.0	2022-08-25	24.0
2022-07-17	24.0	2022-08-26	6.5
2022-07-18	24.0	2022-08-28	24.0
2022-07-19	1.0	2022-08-29	24.0
2022-07-21	24.0	2022-08-30	24.0
2022-07-22	24.0	2022-08-31	1.0
2022-07-23	24.0	September	
2022-07-24	1.0	2022-09-02	24.0
2022-07-26	24.0	2022-09-03	24.0
2022-07-27	24.0	2022-09-04	24.0
2022-07-28	24.0	2022-09-05	1.0
2022-07-29	1.0	2022-09-07	24.0
2022-07-31	24.0	2022-09-08	24.0
August		2022-09-09	24.0
2022-08-01	24.0	2022-09-10	1.0
2022-08-02	24.0	2022-09-12	24.0
2022-08-03	13.0	2022-09-13	24.0
2022-08-05	24.0	2022-09-14	24.0
2022-08-06	24.0	2022-09-15	13.0
2022-08-07	24.0	2022-09-16	24.0
2022-08-08	24.0	2022-09-17	24.0

2022-09-18	24.0	2022-10-29	1.0
2022-09-19	13.0	2022-10-31	24.0
2022-09-22	24.0	November	
2022-09-23	24.0	2022-11-01	24.0
2022-09-24	24.0	2022-11-02	24.0
2022-09-25	1.0	2022-11-03	1.0
2022-09-27	24.0	2022-11-04	24.0
2022-09-28	24.0	2022-11-05	24.0
2022-09-29	1.0	2022-11-06	24.0
2022-09-30	24.0	2022-11-07	1.0
October		2022-11-08	24.0
2022-10-01	24.0	2022-11-09	24.0
2022-10-02	24.0	2022-11-10	24.0
2022-10-03	1.0	2022-11-11	17.0
2022-10-05	24.0	2022-11-14	24.0
2022-10-06	24.0	2022-11-15	24.0
2022-10-07	24.0	2022-11-16	24.0
2022-10-08	24.0	2022-11-17	1.0
2022-10-09	24.0	2022-11-18	24.0
2022-10-10	24.0	2022-11-19	24.0
2022-10-11	24.0	2022-11-20	20.0
2022-10-12	24.0	2022-11-22	13.0
2022-10-13	24.0	2022-11-24	24.0
2022-10-14	1.0	2022-11-25	24.0
2022-10-16	24.0	2022-11-26	24.0
2022-10-17	24.0	2022-11-27	1.0
2022-10-18	24.0	2022-11-29	24.0
2022-10-19	1.0	2022-11-30	24.0
2022-10-21	24.0	December	
2022-10-22	24.0	2022-12-01	24.0
2022-10-23	24.0	2022-12-02	25.0
2022-10-24	1.0	2022-12-03	24.0
2022-10-26	24.0	2022-12-04	24.0
2022-10-27	24.0	2022-12-05	24.0
2022-10-28	24.0	2022-12-06	17.0

2022-12-09	24.0	2023-01-17	1.0
2022-12-10	24.0	2023-01-19	24.0
2022-12-11	24.0	2023-01-20	24.0
2022-12-12	1.0	2023-01-21	24.0
2022-12-14	24.0	2023-01-22	24.0
2022-12-15	24.0	2023-01-23	14.0
2022-12-16	24.0	2023-01-25	24.0
2022-12-17	13.0	2023-01-26	24.0
2022-12-19	24.0	2023-01-27	24.0
2022-12-20	24.0	2023-01-28	24.0
2022-12-21	24.0	2023-01-29	1.0
2022-12-22	16.0	2023-01-31	24.0
2022-12-24	24.0	February	
2022-12-25	24.0	2023-02-01	24.0
2022-12-26	24.0	2023-02-02	1.0
2022-12-27	1.0	March	
2022-12-29	24.0	2023-03-08	17.0
2022-12-30	24.0	2023-03-09	24.0
2022-12-31	24.0	2023-03-10	24.0
January		2023-03-11	24.0
2023-01-01	24.0	2023-03-12	24.0
2023-01-02	1.0	2023-03-13	24.0
2023-01-04	24.0	2023-03-14	24.0
2023-01-05	24.0	2023-03-15	24.0
2023-01-06	24.0	2023-03-16	8.0
2023-01-07	24.0	2023-03-18	17.0
2023-01-08	24.0	2023-03-19	24.0
2023-01-09	24.0	2023-03-22	17.0
2023-01-10	24.0	2023-03-23	8.0
2023-01-11	24.0	2023-03-24	17.0
2023-01-12	1.0	2023-03-25	24.0
2023-01-14	24.0	2023-03-26	24.0
2023-01-15	24.0	2023-03-27	8.0
2023-01-16	24.0	2023-03-29	5.0

2023-03-30	8.0
2023-03-31	17.0
Strait Richmond Hospital Total	5113.5

Victoria County Memorial Hospital	Hours Closed
April	
2022-04-01	16.0
2022-04-02	16.0
2022-04-03	16.0
2022-04-04	16.0
2022-04-05	16.0
2022-04-07	24.0
2022-04-08	16.0
2022-04-09	16.0
2022-04-10	16.0
2022-04-11	16.0
2022-04-12	16.0
2022-04-16	24.0
2022-04-17	16.0
2022-04-18	16.0
2022-04-19	16.0
2022-04-20	24.0
2022-04-21	16.0
2022-04-22	20.0
2022-04-23	16.0
2022-04-24	24.0
2022-04-25	16.0
2022-04-26	16.0
2022-04-27	24.0
2022-04-28	16.0
2022-04-29	16.0
2022-04-30	16.0
May	
2022-05-01	24.0

2022-05-02	24.0
2022-05-03	16.0
2022-05-04	24.0
2022-05-05	20.0
2022-05-06	16.0
2022-05-07	16.0
2022-05-08	16.0
2022-05-09	24.0
2022-05-10	16.0
2022-05-12	16.0
2022-05-13	16.0
2022-05-14	17.0
2022-05-15	17.0
2022-05-16	17.0
2022-05-19	24.0
2022-05-20	24.0
2022-05-21	24.0
2022-05-22	24.0
2022-05-23	18.0
2022-05-24	16.0
2022-05-26	24.0
2022-05-27	18.0
2022-05-28	16.0
2022-05-29	16.0
2022-05-30	16.0
June	
2022-06-02	16.0
2022-06-03	16.0
2022-06-04	16.0
2022-06-06	16.0
2022-06-07	16.0
2022-06-08	24.0
2022-06-09	16.0
2022-06-10	16.0
2022-06-11	16.0

2022-06-12	16.0	2022-07-16	16.0
2022-06-13	24.0	2022-07-17	24.0
2022-06-14	24.0	2022-07-18	16.0
2022-06-15	24.0	2022-07-19	16.0
2022-06-16	24.0	2022-07-20	16.0
2022-06-17	24.0	2022-07-21	16.0
2022-06-18	24.0	2022-07-22	16.0
2022-06-19	24.0	2022-07-23	16.0
2022-06-20	24.0	2022-07-24	24.0
2022-06-21	24.0	2022-07-25	24.0
2022-06-22	24.0	2022-07-26	24.0
2022-06-23	24.0	2022-07-27	24.0
2022-06-24	24.0	2022-07-28	24.0
2022-06-25	24.0	2022-07-29	24.0
2022-06-26	24.0	2022-07-30	24.0
2022-06-27	24.0	2022-07-31	24.0
2022-06-28	24.0	August	
2022-06-29	24.0	2022-08-01	16.0
2022-06-30	24.0	2022-08-02	18.3
July		2022-08-03	16.0
2022-07-01	24.0	2022-08-05	24.0
2022-07-02	24.0	2022-08-06	24.0
2022-07-03	24.0	2022-08-07	12.0
2022-07-04	24.0	2022-08-09	24.0
2022-07-05	24.0	2022-08-10	24.0
2022-07-06	24.0	2022-08-11	24.0
2022-07-07	24.0	2022-08-12	24.0
2022-07-08	24.0	2022-08-13	24.0
2022-07-09	24.0	2022-08-14	24.0
2022-07-10	24.0	2022-08-15	24.0
2022-07-11	24.0	2022-08-16	24.0
2022-07-12	8.0	2022-08-17	24.0
2022-07-13	24.0	2022-08-18	24.0
2022-07-14	16.0	2022-08-19	24.0
2022-07-15	16.0	2022-08-20	24.0

2022-08-21	24.0
2022-08-22	24.0
2022-08-23	24.0
2022-08-24	24.0
2022-08-25	24.0
2022-08-26	24.0
2022-08-27	24.0
2022-08-28	24.0
2022-08-29	24.0
2022-08-30	24.0
2022-08-31	24.0
September	
2022-09-01	24.0
2022-09-02	24.0
2022-09-03	24.0
2022-09-04	24.0
2022-09-05	24.0
2022-09-06	24.0
2022-09-07	24.0
2022-09-08	24.0
2022-09-09	24.0
2022-09-10	24.0
2022-09-11	24.0
2022-09-12	23.0
2022-09-13	24.0
2022-09-14	24.0
2022-09-15	24.0
2022-09-16	24.0
2022-09-17	24.0
2022-09-18	24.0
2022-09-19	24.0
2022-09-20	24.0
2022-09-21	24.0
2022-09-22	24.0
2022-09-23	24.0

2022-09-24	24.0
2022-09-25	24.0
2022-09-26	24.0
2022-09-27	24.0
2022-09-28	24.0
2022-09-29	24.0
2022-09-30	24.0
October	
2022-10-01	24.0
2022-10-02	24.0
Victoria County Memorial Hospital Total	3644.3

ZONE 4 (CENTRAL)

Eastern Shore Memorial Hospital	Hours Closed
April	
2022-04-02	24.0
2022-04-03	12.0
2022-04-04	24.0
2022-04-05	12.0
2022-04-06	24.0
2022-04-07	12.0
2022-04-08	24.0
2022-04-09	24.0
2022-04-10	24.0
2022-04-11	35.0
2022-04-12	1.0
2022-04-13	24.0
2022-04-14	24.0
2022-04-15	24.0
2022-04-16	24.0
2022-04-17	24.0
2022-04-18	24.0
2022-04-19	12.0

2022-04-20	24.0	2022-08-25	24.0
2022-04-21	12.0	2022-08-26	24.0
2022-04-22	24.0	2022-08-27	24.0
2022-04-23	24.0	2022-08-28	24.0
2022-04-24	24.0	2022-08-29	12.0
2022-04-25	12.0	2022-08-30	12.0
2022-04-26	12.0	2022-08-31	24.0
2022-04-27	24.0	December	
2022-04-28	24.0	2022-12-01	12.0
2022-04-29	24.0	2022-12-02	24.0
August		2022-12-03	24.0
2022-08-01	24.0	2022-12-04	24.0
2022-08-02	12.0	2022-12-05	12.0
2022-08-03	24.0	2022-12-06	12.0
2022-08-04	12.0	2022-12-09	24.0
2022-08-05	24.0	2022-12-10	24.0
2022-08-06	24.0	2022-12-11	24.0
2022-08-07	24.0	2022-12-12	12.0
2022-08-08	12.0	2022-12-15	12.0
2022-08-09	12.0	2022-12-16	24.0
2022-08-10	24.0	2022-12-18	24.0
2022-08-11	12.0	2022-12-19	12.0
2022-08-12	24.0	2022-12-20	12.0
2022-08-13	24.0	2022-12-21	24.0
2022-08-14	24.0	2022-12-22	24.0
2022-08-15	12.0	2022-12-23	24.0
2022-08-16	12.0	2022-12-24	24.0
2022-08-17	24.0	2022-12-25	24.0
2022-08-18	24.0	2022-12-26	24.0
2022-08-19	24.0	2022-12-27	24.0
2022-08-20	24.0	2022-12-28	24.0
2022-08-21	24.0	2022-12-29	24.0
2022-08-22	12.0	2022-12-30	24.0
2022-08-23	12.0	2022-12-31	24.0
2022-08-24	12.0		

February		2023-01-06	24.0
2023-02-01	24.0	2023-01-07	24.0
2023-02-02	24.0	2023-01-08	24.0
2023-02-03	24.0	2023-01-09	24.0
2023-02-04	24.0	2023-01-10	24.0
2023-02-05	24.0	2023-01-11	24.0
2023-02-06	24.0	2023-01-12	24.0
2023-02-07	24.0	2023-01-13	24.0
2023-02-08	24.0	2023-01-14	24.0
2023-02-09	24.0	2023-01-15	24.0
2023-02-10	24.0	2023-01-16	24.0
2023-02-11	24.0	2023-01-17	24.0
2023-02-12	24.0	2023-01-18	24.0
2023-02-13	24.0	2023-01-19	24.0
2023-02-14	24.0	2023-01-20	24.0
2023-02-15	24.0	2023-01-21	24.0
2023-02-16	24.0	2023-01-22	24.0
2023-02-17	24.0	2023-01-23	24.0
2023-02-18	24.0	2023-01-24	24.0
2023-02-19	24.0	2023-01-25	24.0
2023-02-20	24.0	2023-01-26	24.0
2023-02-21	24.0	2023-01-27	24.0
2023-02-22	24.0	2023-01-28	24.0
2023-02-23	24.0	2023-01-29	24.0
2023-02-24	24.0	2023-01-30	24.0
2023-02-25	24.0	2023-01-31	24.0
2023-02-26	24.0	July	
2023-02-27	24.0	2022-07-01	24.0
2023-02-28	24.0	2022-07-02	24.0
January		2022-07-03	24.0
2023-01-01	24.0	2022-07-04	12.0
2023-01-02	24.0	2022-07-05	12.0
2023-01-03	24.0	2022-07-06	24.0
2023-01-04	24.0	2022-07-07	24.0
2023-01-05	24.0	2022-07-08	12.0

2022-07-10	24.0	2022-06-15	24.0
2022-07-11	26.0	2022-06-16	12.0
2022-07-12	12.0	2022-06-17	24.0
2022-07-13	24.0	2022-06-18	24.0
2022-07-14	24.0	2022-06-19	24.0
2022-07-15	24.0	2022-06-20	12.0
2022-07-16	24.0	2022-06-21	24.0
2022-07-17	24.0	2022-06-22	24.0
2022-07-18	12.0	2022-06-23	24.0
2022-07-19	12.0	2022-06-24	24.0
2022-07-20	12.0	2022-06-25	24.0
2022-07-21	24.0	2022-06-26	24.0
2022-07-22	24.0	2022-06-27	24.0
2022-07-23	24.0	2022-06-28	12.0
2022-07-24	24.0	2022-06-29	12.0
2022-07-25	24.0	2022-06-30	24.0
2022-07-26	24.0	May	
2022-07-27	24.0	2022-05-02	24.0
2022-07-28	24.0	2022-05-03	12.0
2022-07-29	24.0	2022-05-04	24.0
2022-07-30	24.0	2022-05-05	12.0
2022-07-31	24.0	2022-05-06	24.0
June		2022-05-07	24.0
2022-06-01	24.0	2022-05-08	24.0
2022-06-02	12.0	2022-05-09	12.0
2022-06-03	24.0	2022-05-10	12.0
2022-06-04	24.0	2022-05-11	24.0
2022-06-05	24.0	2022-05-12	24.0
2022-06-06	12.0	2022-05-13	24.0
2022-06-07	12.0	2022-05-14	24.0
2022-06-08	24.0	2022-05-15	24.0
2022-06-09	24.0	2022-05-16	12.0
2022-06-10	24.0	2022-05-17	12.0
2022-06-13	24.0	2022-05-18	24.0
2022-06-14	12.0	2022-05-19	12.0

2022-05-20	24.0	2022-10-06	12.0
2022-05-21	24.0	2022-10-07	24.0
2022-05-22	24.0	2022-10-08	24.0
2022-05-23	24.0	2022-10-09	24.0
2022-05-24	12.0	2022-10-10	24.0
2022-05-25	12.0	2022-10-11	12.0
2022-05-26	24.0	2022-10-14	24.0
2022-05-27	24.0	2022-10-15	24.0
2022-05-30	24.0	2022-10-16	24.0
2022-05-31	12.0	2022-10-17	12.0
November		2022-10-18	12.0
2022-11-01	12.0	2022-10-19	24.0
2022-11-03	12.0	2022-10-21	24.0
2022-11-04	24.0	2022-10-22	24.0
2022-11-05	24.0	2022-10-23	24.0
2022-11-06	24.0	2022-10-24	12.0
2022-11-07	12.0	2022-10-25	12.0
2022-11-08	12.0	2022-10-28	24.0
2022-11-11	24.0	2022-10-29	24.0
2022-11-13	24.0	2022-10-30	24.0
2022-11-14	12.0	2022-10-31	24.0
2022-11-17	12.0	September	
2022-11-18	24.0	2022-09-01	24.0
2022-11-19	24.0	2022-09-02	24.0
2022-11-20	24.0	2022-09-03	24.0
2022-11-21	12.0	2022-09-04	24.0
2022-11-22	12.0	2022-09-05	24.0
2022-11-25	24.0	2022-09-06	12.0
2022-11-27	24.0	2022-09-08	24.0
2022-11-28	12.0	2022-09-09	24.0
October		2022-09-10	24.0
2022-10-01	24.0	2022-09-11	24.0
2022-10-02	24.0	2022-09-12	12.0
2022-10-03	12.0	2022-09-13	35.0
2022-10-04	12.0	2022-09-14	13.0

2022-09-16	24.0
2022-09-17	24.0
2022-09-18	24.0
2022-09-19	12.0
2022-09-20	12.0
2022-09-21	24.0
2022-09-22	12.0
2022-09-23	24.0
2022-09-24	24.0
2022-09-25	24.0
2022-09-26	12.0
2022-09-27	12.0
2022-09-28	24.0
2022-09-29	24.0
2022-09-30	24.0
Eastern Shore Memorial Hospital Total	6338.0

Hants Community Hospital	Hours Closed
August	
2022-08-01	12.0
2022-08-08	12.0
2022-08-10	12.0
2022-08-13	12.0
2022-08-16	16.0
2022-08-17	16.0
2022-08-19	12.0
2022-08-20	14.0
2022-08-21	13.0
2022-08-22	18.0
2022-08-24	12.0
2022-08-25	14.0
2022-08-28	13.0
December	
2022-12-01	13.0

2022-12-04	13.0
2022-12-05	13.0
2022-12-07	13.0
2022-12-09	16.0
2022-12-10	16.0
2022-12-17	16.0
2022-12-23	24.0
2022-12-24	2.0
2022-12-25	24.0
2022-12-26	2.0
2022-12-28	18.0
January	
2023-01-20	16.0
2023-01-21	5.0
2023-01-24	13.0
2023-01-25	13.0
2023-01-28	13.0
July	
2022-07-01	12.0
2022-07-03	11.0
2022-07-04	16.0
2022-07-10	24.0
2022-07-11	1.0
2022-07-15	16.0
2022-07-16	13.0
2022-07-17	12.0
2022-07-22	14.0
2022-07-25	14.0
June	
2022-06-07	15.0
2022-06-09	12.0
2022-06-19	14.0
2022-06-22	16.0
2022-06-25	14.0
March	

2023-03-08	8.0
2023-03-09	8.0
2023-03-10	8.0
2023-03-11	16.0
2023-03-12	24.0
2023-03-13	8.0
2023-03-14	18.0
2023-03-15	24.0
2023-03-16	8.0
2023-03-19	16.0
2023-03-20	18.0
2023-03-25	13.0
May	
2022-05-14	13.0
November	
2022-11-02	16.0
2022-11-04	16.0
2022-11-13	24.0
2022-11-14	3.0
2022-11-15	10.0
2022-11-16	16.0
2022-11-22	13.0
October	
2022-10-05	24.0
2022-10-06	2.0
2022-10-08	13.0
2022-10-10	13.0
2022-10-22	13.0
2022-10-31	13.0
September	
2022-09-02	16.0
2022-09-04	13.0
2022-09-05	13.0
2022-09-06	13.0
2022-09-07	13.0

2022-09-08	24.0
2022-09-09	24.0
2022-09-10	24.0
2022-09-11	11.0
2022-09-12	11.0
2022-09-13	13.0
2022-09-14	16.0
2022-09-16	16.0
2022-09-18	13.0
Hants Community Hospital Total	1188.0

Musquodoboit Valley Memorial Hospital	Hours Closed
April	
2022-04-01	12.0
2022-04-04	12.0
2022-04-05	12.0
2022-04-06	12.0
2022-04-07	12.0
2022-04-08	12.0
2022-04-09	12.0
2022-04-10	12.0
2022-04-11	12.0
2022-04-14	12.0
2022-04-15	12.0
2022-04-16	12.0
2022-04-17	12.0
2022-04-21	12.0
2022-04-22	12.0
2022-04-24	12.0
2022-04-30	12.0
August	
2022-08-01	12.0
2022-08-04	12.0

2022-08-05	12.0	2022-12-23	12.0
2022-08-06	12.0	2022-12-24	12.0
2022-08-08	12.0	2022-12-25	12.0
2022-08-11	12.0	2022-12-26	12.0
2022-08-12	12.0	2022-12-27	12.0
2022-08-13	12.0	2022-12-28	12.0
2022-08-15	12.0	2022-12-29	12.0
2022-08-16	12.0	2022-12-30	12.0
2022-08-17	12.0	2022-12-31	12.0
2022-08-18	12.0	January	
2022-08-19	12.0	2023-01-04	7.5
2022-08-20	12.0	2023-01-05	12.0
2022-08-21	12.0	2023-01-06	12.0
2022-08-22	12.0	2023-01-09	12.0
2022-08-25	12.0	2023-01-12	12.0
2022-08-26	12.0	2023-01-13	12.0
2022-08-27	12.0	2023-01-16	12.0
2022-08-28	12.0	2023-01-19	12.0
2022-08-29	12.0	2023-01-20	12.0
December		2023-01-23	12.0
2022-12-01	12.0	2023-01-25	12.0
2022-12-02	12.0	2023-01-26	12.0
2022-12-03	12.0	2023-01-27	12.0
2022-12-05	12.0	2023-01-28	12.0
2022-12-08	12.0	2023-01-29	12.0
2022-12-09	12.0	2023-01-30	12.0
2022-12-12	12.0	July	
2022-12-14	12.0	2022-07-01	12.0
2022-12-15	12.0	2022-07-02	12.0
2022-12-16	12.0	2022-07-03	12.0
2022-12-17	12.0	2022-07-04	12.0
2022-12-18	12.0	2022-07-05	10.0
2022-12-20	12.0	2022-07-06	12.0
2022-12-21	12.0	2022-07-07	12.0
2022-12-22	12.0	2022-07-08	12.0

2022-07-09	12.0	2022-06-27	12.0
2022-07-10	12.0	2022-06-28	12.0
2022-07-11	12.0	2022-06-29	12.0
2022-07-14	12.0	2022-06-30	12.0
2022-07-15	12.0	March	
2022-07-16	12.0	2023-03-07	12.0
2022-07-17	12.0	2023-03-08	12.0
2022-07-18	12.0	2023-03-09	12.0
2022-07-19	12.0	2023-03-10	12.0
2022-07-20	12.0	2023-03-11	12.0
2022-07-21	12.0	2023-03-13	12.0
2022-07-22	12.0	2023-03-14	12.0
2022-07-23	12.0	2023-03-15	12.0
2022-07-24	12.0	2023-03-16	12.0
2022-07-25	12.0	2023-03-17	12.0
2022-07-28	12.0	2023-03-18	12.0
2022-07-29	12.0	2023-03-20	12.0
2022-07-30	12.0	2023-03-21	12.0
2022-07-31	12.0	2023-03-22	12.0
June		2023-03-23	12.0
2022-06-02	12.0	2023-03-24	12.0
2022-06-03	12.0	2023-03-25	12.0
2022-06-04	12.0	2023-03-27	12.0
2022-06-06	12.0	2023-03-28	12.0
2022-06-09	12.0	2023-03-29	12.0
2022-06-10	12.0	2023-03-30	12.0
2022-06-11	12.0	2023-03-31	12.0
2022-06-13	12.0	May	
2022-06-16	12.0	2022-05-01	12.0
2022-06-17	12.0	2022-05-02	12.0
2022-06-18	12.0	2022-05-05	12.0
2022-06-20	12.0	2022-05-06	12.0
2022-06-23	12.0	2022-05-07	12.0
2022-06-24	12.0	2022-05-09	12.0
2022-06-25	12.0	2022-05-10	12.0

2022-05-11	12.0	October	
2022-05-12	12.0	2022-10-01	12.0
2022-05-13	12.0	2022-10-03	12.0
2022-05-14	12.0	2022-10-04	12.0
2022-05-16	12.0	2022-10-06	12.0
2022-05-19	12.0	2022-10-07	12.0
2022-05-20	12.0	2022-10-08	12.0
2022-05-21	12.0	2022-10-10	12.0
2022-05-23	12.0	2022-10-13	12.0
2022-05-24	12.0	2022-10-14	12.0
2022-05-25	12.0	2022-10-15	12.0
2022-05-26	12.0	2022-10-16	3.0
2022-05-27	12.0	2022-10-17	12.0
2022-05-29	12.0	2022-10-20	12.0
2022-05-30	12.0	2022-10-21	12.0
November		2022-10-22	12.0
2022-11-03	12.0	2022-10-24	12.0
2022-11-04	12.0	2022-10-27	12.0
2022-11-05	12.0	2022-10-28	12.0
2022-11-07	12.0	2022-10-29	12.0
2022-11-10	12.0	2022-10-31	12.0
2022-11-11	12.0	September	
2022-11-12	12.0	2022-09-01	12.0
2022-11-13	12.0	2022-09-02	12.0
2022-11-14	12.0	2022-09-03	12.0
2022-11-16	12.0	2022-09-05	12.0
2022-11-17	12.0	2022-09-08	12.0
2022-11-18	12.0	2022-09-10	12.0
2022-11-19	12.0	2022-09-12	12.0
2022-11-21	12.0	2022-09-15	12.0
2022-11-24	12.0	2022-09-16	12.0
2022-11-25	12.0	2022-09-17	12.0
2022-11-26	12.0	2022-09-19	12.0
2022-11-28	12.0	2022-09-22	12.0
		2022-09-23	12.0

2022-09-24	12.0
2022-09-25	12.0
2022-09-26	12.0
2022-09-27	12.0
2022-09-29	12.0
2022-09-30	12.0
Musquodoboit Valley Memorial Hospital Total	2684.5

Twin Oaks Memorial Hospital	Hours Closed
April	
2022-04-02	20.0
2022-04-03	13.0
2022-04-06	24.0
2022-04-07	24.0
2022-04-08	24.0
2022-04-09	24.0
2022-04-10	24.0
2022-04-11	13.0
2022-04-15	24.0
2022-04-16	19.0
2022-04-17	19.0
2022-04-19	4.0
2022-04-23	1.0
2022-04-29	1.0
2022-04-30	3.0
August	
2022-08-04	22.0
2022-08-05	12.0
2022-08-07	14.0
2022-08-11	6.0
2022-08-12	12.0
2022-08-13	12.0
2022-08-16	12.0
2022-08-17	12.0

2022-08-19	36.0
2022-08-20	1.0
2022-08-22	12.0
2022-08-23	16.0
2022-08-25	24.0
2022-08-26	1.0
2022-08-27	4.0
December	
2022-12-01	12.0
2022-12-02	1.5
2022-12-03	12.0
2022-12-08	9.0
2022-12-09	13.0
2022-12-10	1.0
2022-12-17	13.0
2022-12-18	25.0
2022-12-24	2.0
2022-12-30	24.0
2022-12-31	14.0
January	
2023-01-03	1.0
2023-01-14	1.0
2023-01-16	1.0
2023-01-18	13.0
2023-01-20	13.0
2023-01-22	1.0
2023-01-26	3.0
2023-01-27	14.0
2023-01-30	14.0
July	
2022-07-06	13.0
2022-07-07	1.0
2022-07-08	6.0
2022-07-09	22.0
2022-07-10	13.0

2022-07-12	12.0	2022-05-13	14.0
2022-07-16	11.0	2022-05-20	24.0
2022-07-19	2.0	2022-05-21	7.0
2022-07-22	23.0	2022-05-27	12.0
2022-07-24	14.0	2022-05-28	12.0
2022-07-28	12.0	November	
2022-07-29	12.0	2022-11-06	24.0
2022-07-30	12.0	2022-11-07	7.0
2022-07-31	14.0	2022-11-15	6.0
June		2022-11-19	1.0
2022-06-07	12.0	2022-11-20	13.0
2022-06-11	24.0	2022-11-21	13.0
2022-06-12	20.0	2022-11-24	23.0
2022-06-16	24.0	2022-11-25	1.0
2022-06-17	8.0	October	
2022-06-18	12.0	2022-10-07	1.0
2022-06-25	14.5	2022-10-09	1.0
2022-06-26	14.0	2022-10-11	13.0
2022-06-29	24.0	2022-10-18	1.5
2022-06-30	7.0	2022-10-21	13.0
March		2022-10-22	11.0
2023-03-10	13.0	2022-10-27	12.0
2023-03-12	13.0	September	
2023-03-16	11.0	2022-09-13	14.0
2023-03-18	13.0	2022-09-14	10.0
2023-03-22	4.0	2022-09-20	12.0
2023-03-26	6.0	2022-09-22	14.0
2023-03-29	12.0	2022-09-23	24.0
2023-03-30	12.0	2022-09-24	14.0
2023-03-31	3.0	2022-09-26	4.0
May		Twin Oaks Memorial Hospital	
2022-05-07	12.0	Total	
2022-05-08	6.0	1384.5	
2022-05-09	24.0		
2022-05-10	7.0		

© Crown copyright, Province of Nova Scotia, 2023
Annual Accountability Report on Emergency Departments
April 1, 2022 – March 31, 2023
Department of Health and Wellness December 2023

ISBN:

